



Use Zone: 36' x 25'



Age Group: 2-5




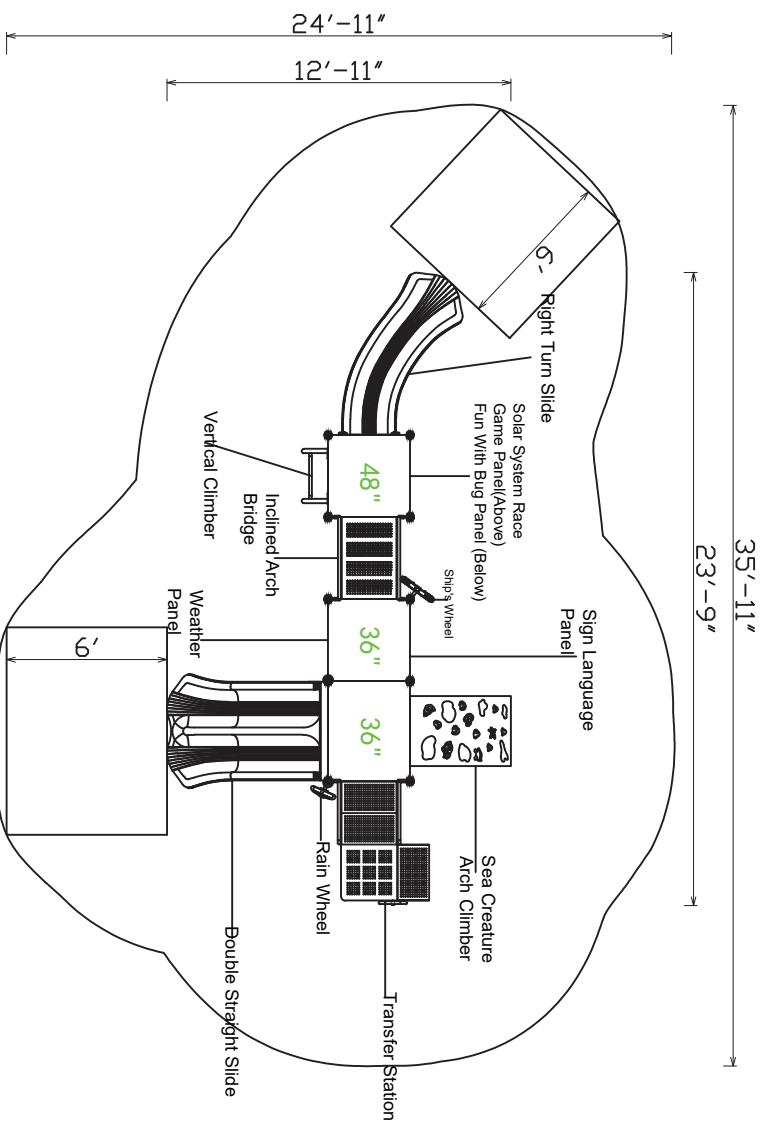
Occupancy: 18-22



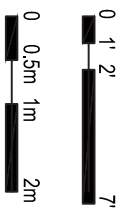
Free Shipping!

COMPONENTS: Sign Language Panel / Right Turn Slide / Solar System Race / Game Panel(Above) /Fun With Bug Panel (Below) / Sea Creature Arch Climber / Ship's Wheel / Transfer Station / Rain Wheel / Inclined Arch Bridge / Vertical Climber / Double Straight Slide / Weather Panel





Compliance:
 This play structure has been designed to meet the safety requirements established in:
 - 2010 ADA Standard
 - ASTM F1487
 - CPSC Pub #325
 when the play structure is installed over a properly maintained surfacing material which is in compliance with:
 - ASTM F1292
 - ASTM F1951
 and is appropriate for the highest designated play surface of the structure.



Icon General Contractors - Kiddie Academy	Drawing No: KP-32781 Date: 18/06/2020 Scale: To Fit	Structure Size: 23'-9" X12'-11"X9'-1" Recommended Use Zone: 35'-11" X 24'-11" Surface Area: 900 Sq Ft	HDPS: 4' Age Group: 2-5 Capacity: 18-22	Creative Recreational Systems
--	---	---	---	--------------------------------------