



Use Zone: 48' x 23'



ADA Access: Yes



Age Group: 0-3




Occupancy: 28-32



Free Shipping!

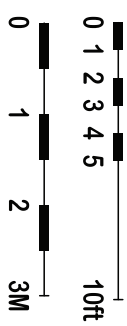
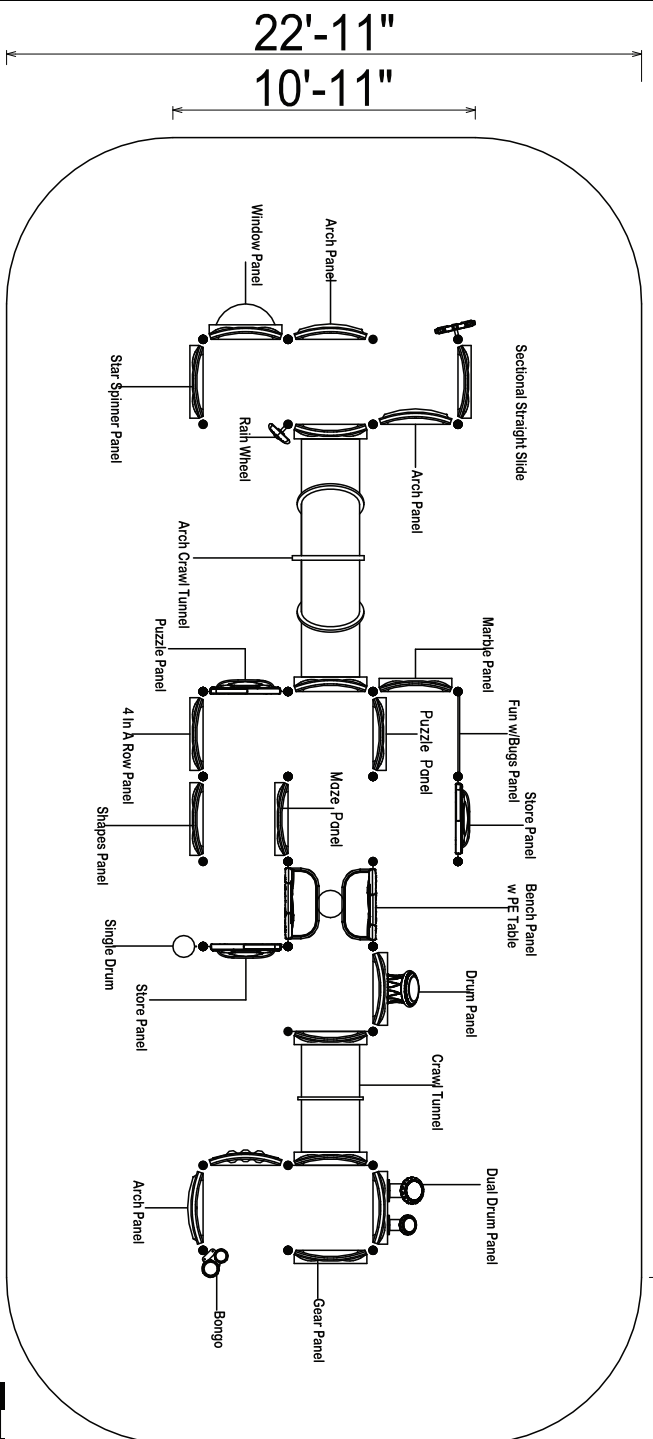
COMPONENTS: Window Panel / Star Spinner Panel / Rain Wheel / Arch Crawl Tunnel / Puzzle Panel / 4 In a Row Panel / Shapes Panel / Single Drum / Store Panel / Maze Panel / Arch Panel / Bongo / Gear Panel / Dual Drum Panel / Crawl Panel / Drum Panel / Bench Panel w PE Table / Fun w/Bugs Panel / Marble Panel / Sectional Straight Slide





Top View Detail

47'-2"
35'-2"



Compliance:
This play structure has been designed to meet the safety requirements established in:
- 2010 ADA Standard
- ASTM F1487
- CPSC Pub #325
when the play structure is installed over a properly maintained surfacing material which is in compliance with:
- ASTM F1292
- ASTM F1951
and is appropriate for the highest designated play surface of the structure.

Drawing No: FS-33160	Structure Size: 35'-2" x 10'-11" x 4'	HDPs: 3'	Creative Recreational Systems
Date: 13-03-2023	Structure Recommended Use Zone: 47'-2" x 22'-11"	Age Group: 0-3	
Scale: To Fit	Surface Area: 1104 Sq Ft	Capacity: 28-32	
		Weight: 2800 lbs	