



Use Zone: 56' x 39'



Age Group: 5-12



Occupancy: 40 - 44

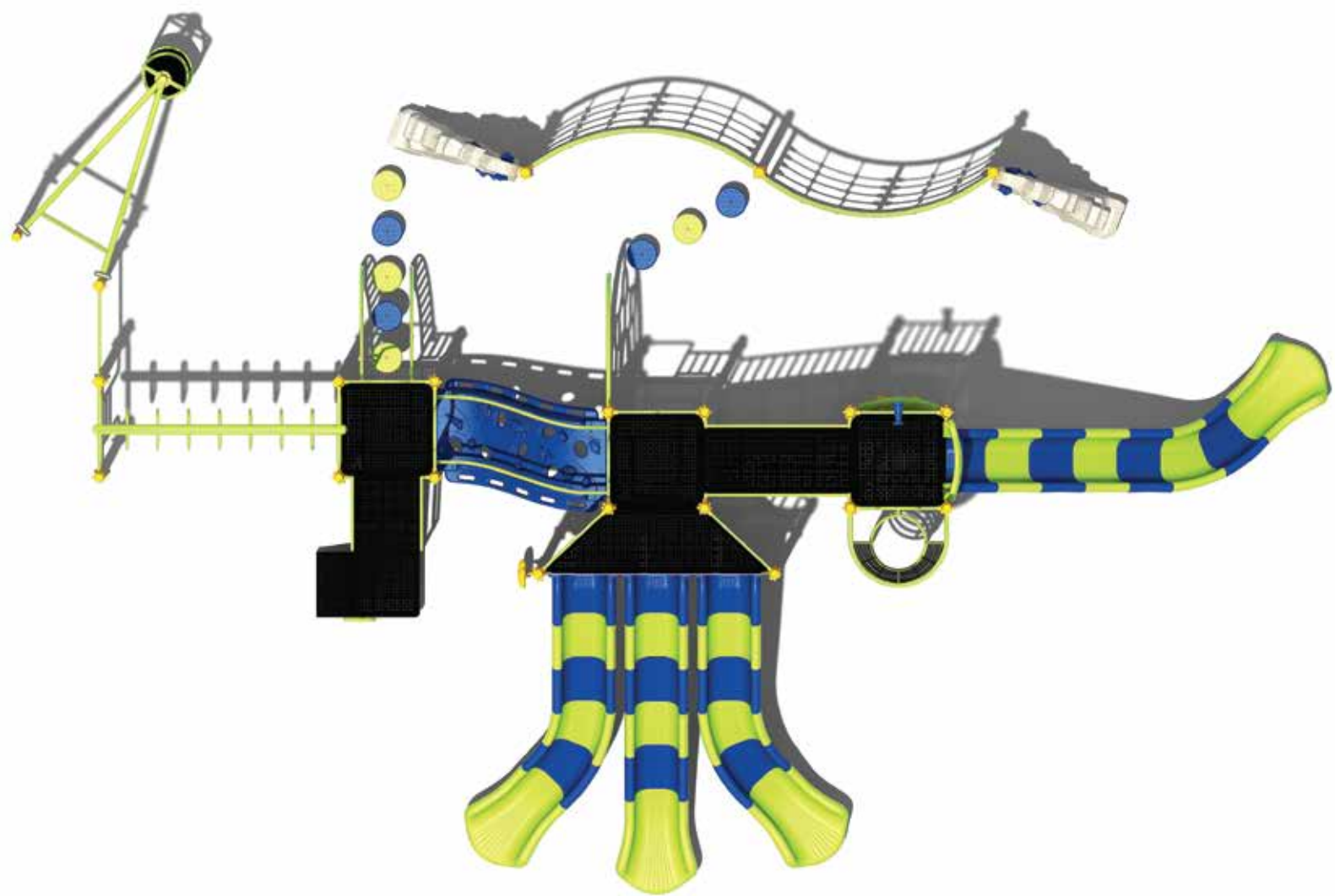


Free Shipping!

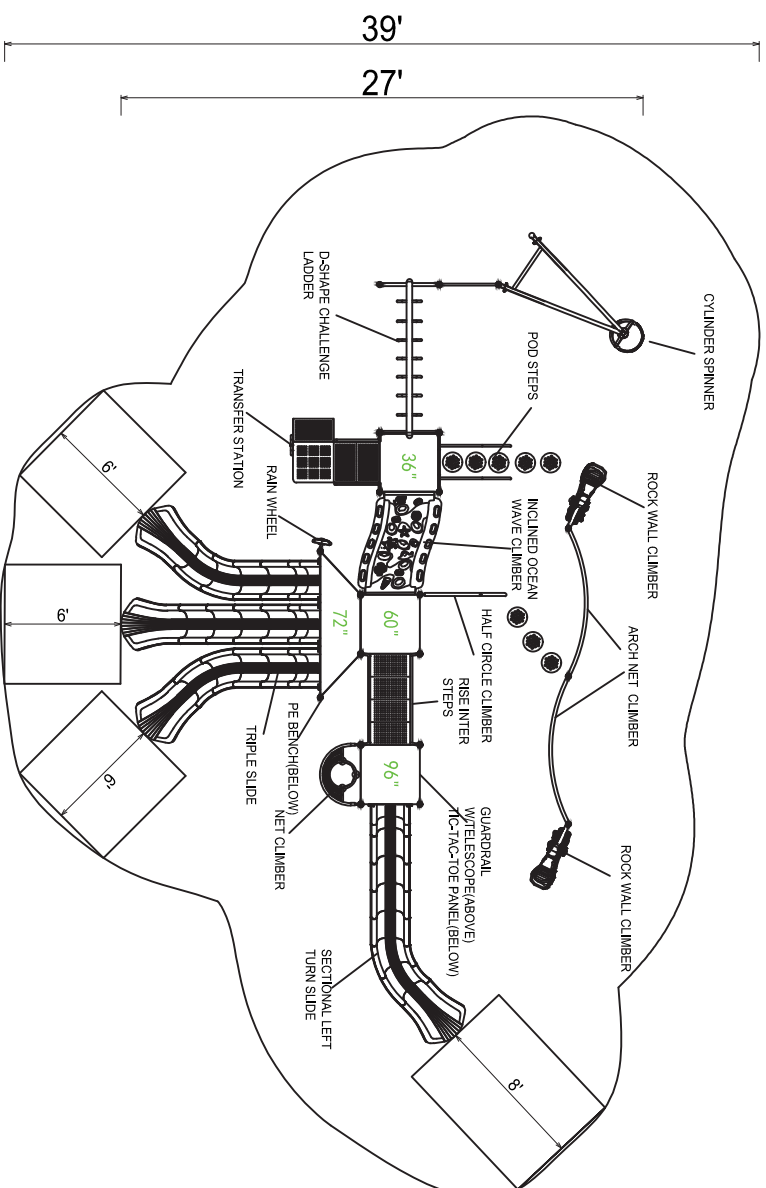
COMPONENTS: Cylinder Spinner / Rock Wall Climber / Arch Net Climber / Pod Steps / Inclined Ocean Wave Climber / Half Circle Climber / Rise Inter Steps / Guardrail W/telescope (Above) / Tic-tac-toe Panel (Below) / D-shape Challenge Ladder / Rain Wheel / Pe Bench (Below) / Net Climber / Sectional Left Turn Slide / Transfer Station / Triple Slide



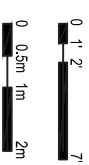




55'-10"
41'-10"



Compliance:
 This play structure has been designed to meet the safety requirements established in:
 - 2010 ADA Standard
 - ASTM F1487
 - CPSC Pub #325
 when the play structure is installed over a properly maintained surfacing material which is in compliance with:
 - ASTM F1292
 - ASTM F1951
 and is appropriate for the highest designated play surface of the structure.



2021 Fall Into Winter
 Sale - Option 15-2

Drawing No: KP-33323
 Date: 11/10/2020
 Scale: To Fit

Structure Size: 41'-10"X27'-0"X13'-3"
 Recommended Use Zone: 55'-10"X39'-0"
 Surface Area: 2184 Sq Ft

HDPs: 96"
 Age Group: 5-12
 Capacity: 40-44
 Weight: 3242 lbs

**Creative
 Recreational
 Systems**