



Use Zone: 45' x 30'



Age Group: 5 - 12



Occupancy: 30 - 34

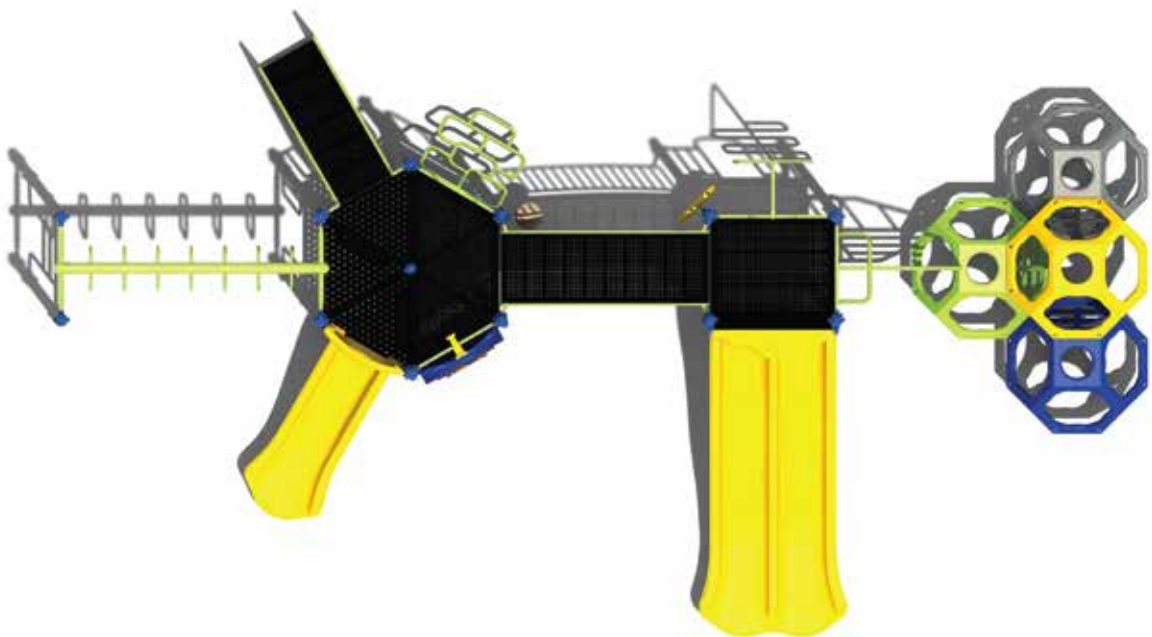


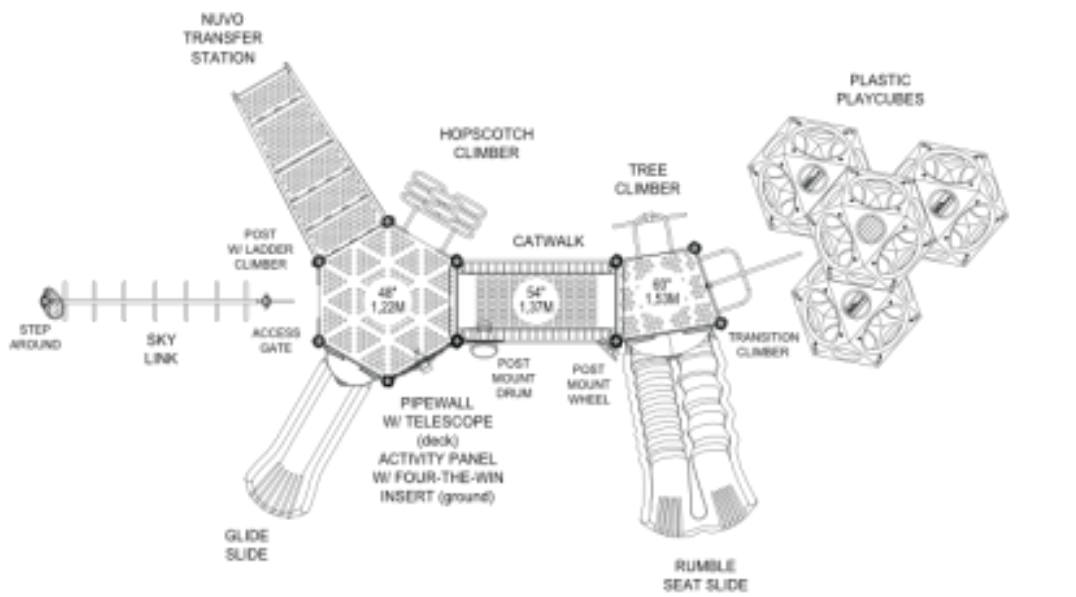
Free Shipping!

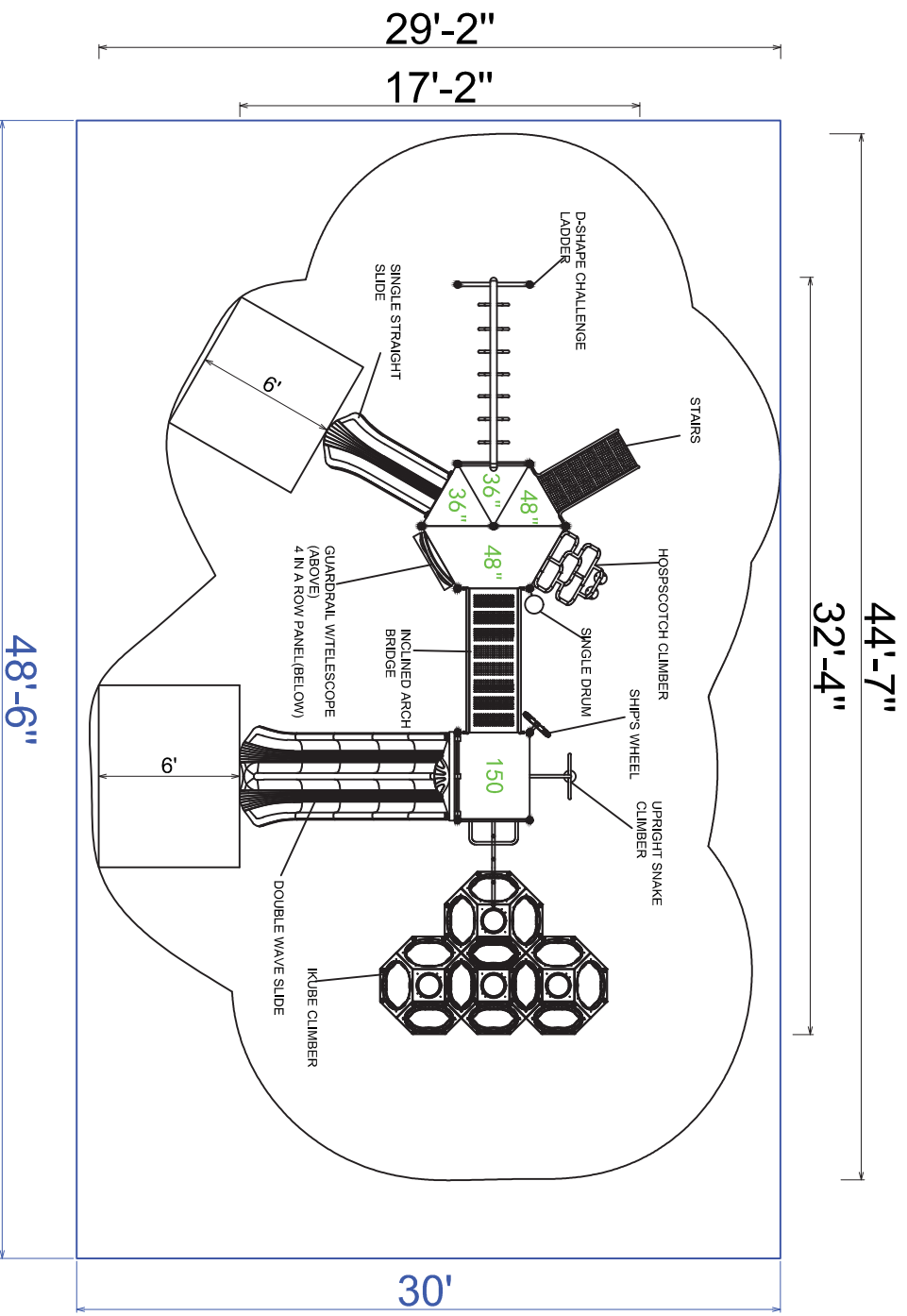
COMPONENTS: Stairs / Hopskotch Climber / Upright Snake Climber / Ship's Wheel / D-shape Challenge Ladder / Single Drum / Single Straight Slide / Inclined Arch Bridge / Guardrail W/telescope (Above) / 4 In A Row Panel (Below) / Ikube Climber / Double Wave Slide



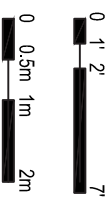








Compliance:
 This play structure has been designed to meet the safety requirements established in:
 - 2010 ADA Standard
 - ASTM F1487
 - CPSC Pub #325
 when the play structure is installed over a properly maintained surfacing material which is in compliance with:
 - ASTM F1292
 - ASTM F1951
 and is appropriate for the highest designated play surface of the structure.



2021 Fall into Winter Sale
 Drawing No: KP-33295
 Date: 25/09/2020
 Scale: To Fit

Structure Size: 32'-4"X17'-2"X10'-2"
 Recommended Use Zone: 44'-7"X29'-2"
 Surface Area: 1350 Sq Ft

HDPS: 84"
 Age Group: 5-12
 Capacity: 30-34

Creative Recreational Systems