



Use Zone: 49' x 52'



Age Group: 5 - 12



Occupancy: 38 - 42

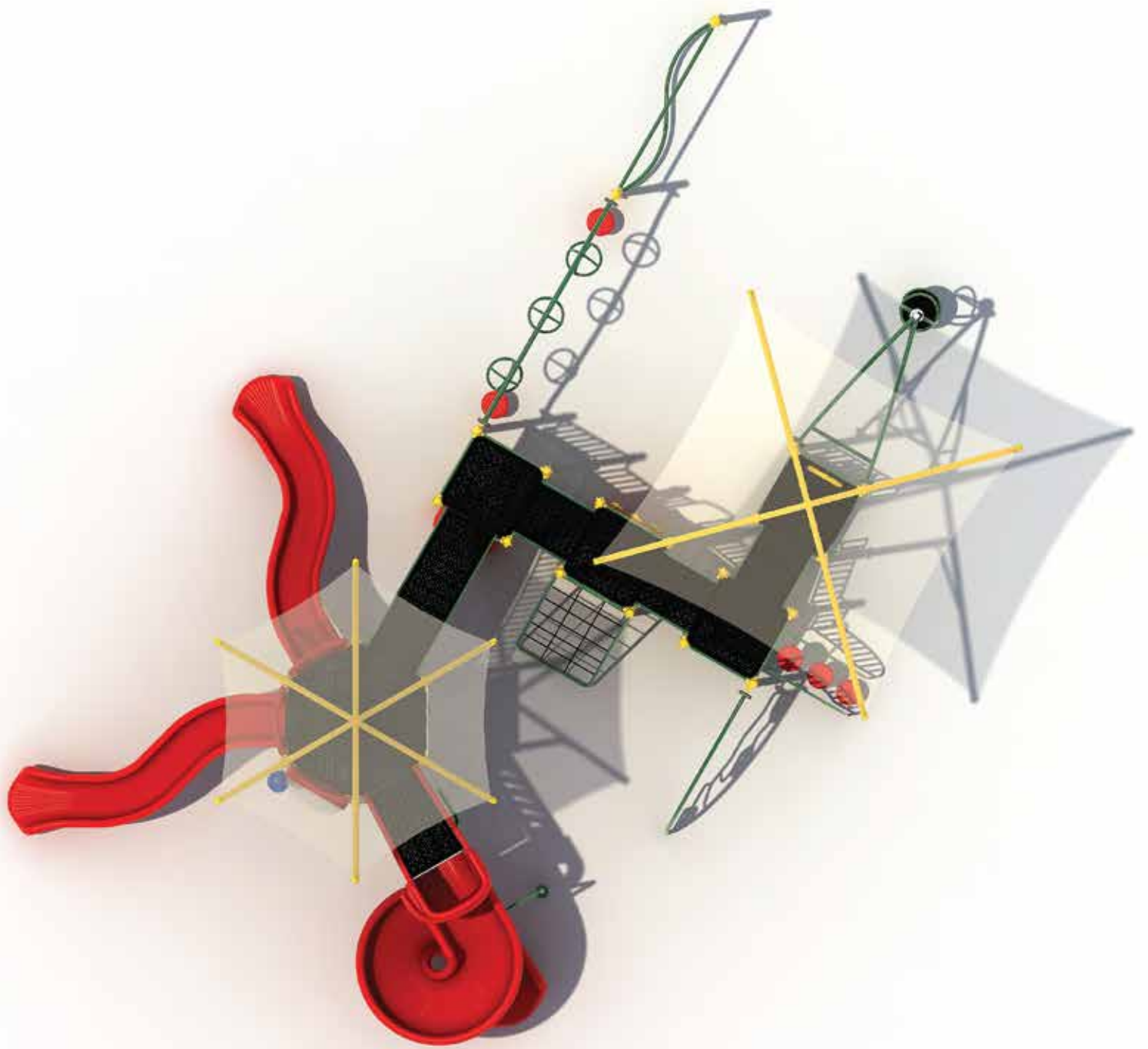


Free Shipping!

**COMPONENTS:** S Balance Bridge / Wheel Challenge Ladder / Guardrail W/ship's Wheel / Guardrail / Cylinder Spinner / Rise Inter Steps / Inclined Arch Bridge / Rock Climber / S-shape Sectional Slide / Net Climber / Pod Steps / Solar System Panel / Single Drum / Arch Puzzle Climber / Window Panel / Sectional Slide / Spiral Slide

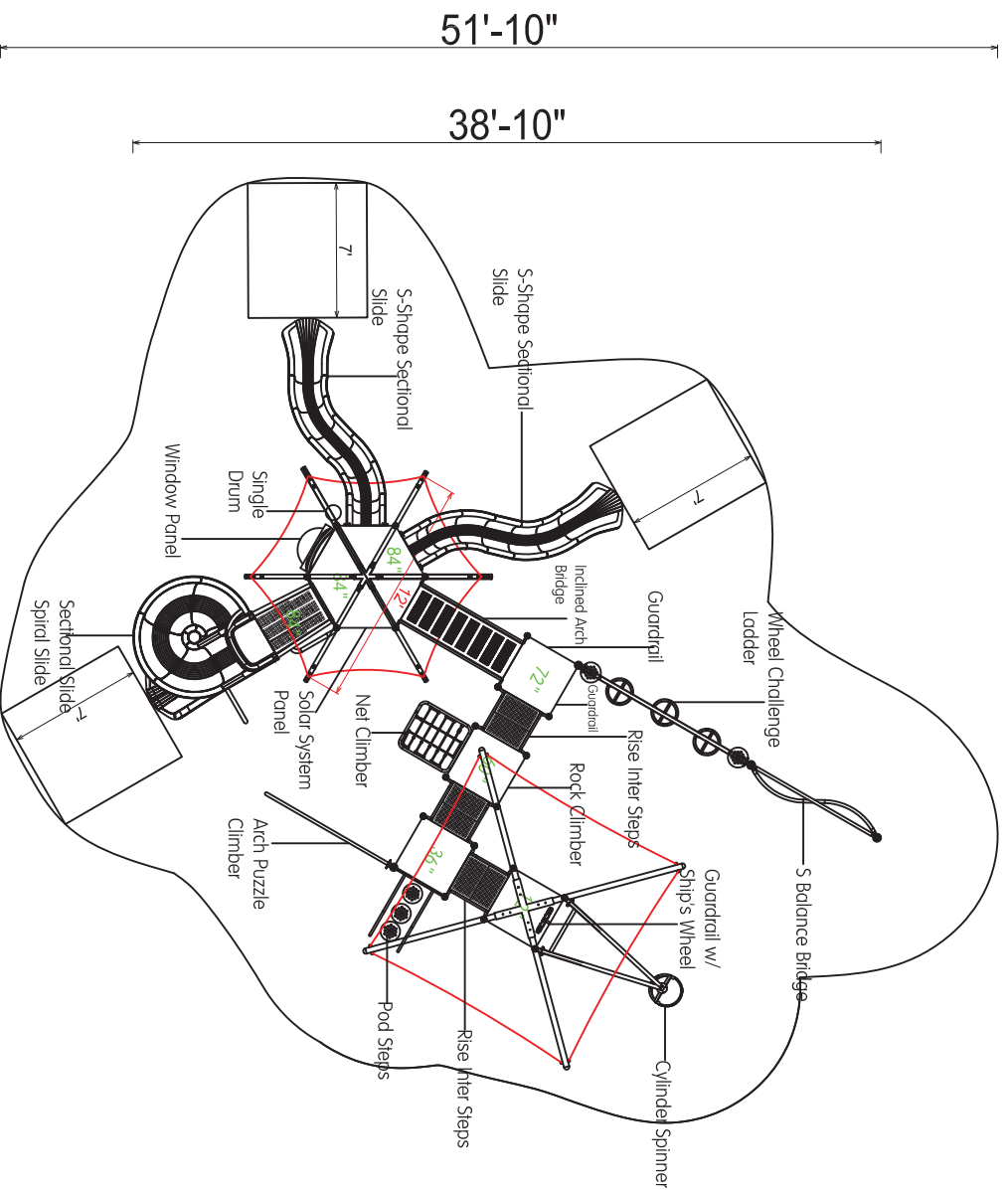




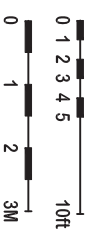




48'-10"  
35'-9"



Compliance:  
 This play structure has been designed to meet the safety requirements established in:  
 - 2010 ADA Standard  
 - ASTM F1487  
 - CPSC Pub #325  
 when the play structure is installed over a properly maintained surfacing material which is in compliance with:  
 - ASTM F1292  
 - ASTM F1951  
 and is appropriate for the highest designated play surface of the structure.



2021 Fall Into Winter  
 Sale - Option 4

Drawing No: KP-33190  
 Date: 28-09-2020  
 Scale: To Fit

Structure Size: 35'-9" x 38'-10" x 17'-2"  
 Recommended Use Zone: 48'-10" x 51'-10"  
 Surface Area: 2548 Sq Ft

HDP5: 7'  
 Age Group: 5-12  
 Capacity: 38-42

Creative Recreational  
 Systems