

FOR MEDIUM TO LONG THROW PROJECTOR
THROW RATIO 0.8~1.5

NO DRILLING OR DAMAGE TO THE WALL
MAGNETIC SUCTION INSTALLATION

AMBIENT LIGHT REJECTING
REJECTS $\geq 80\%$ OF ENVIRONMENT LIGHT

OMNIS IMAGE TECHNOLOGY
CUTTING EDGE TECHNOLOGY

CONTENT

NOTICE	1
WARNING	1
INSTRUCTION	2
PACKING LIST	3
ENVIRONMENTAL PROTECTION STATEMENT	4
AFTER-SALES SERVICE PROCEDURE	5
DISCLAIMER	8
ALL RIGHT RESERVED	8

NOTICE

Before using the product, please read the product instruction manual carefully and keep it properly. The Company is not liable for any accident resulting from the violation of the warnings in this manual.

After receiving the goods, please keep the product packing box properly, ready for after-sale reuse!

WARNING

When installing this product, please confirm the bitmap and video. Please follow the instructions. Otherwise, it may cause serious damage to the product;

This product is not recommended to install on: 3D wallpaper, wall cloth, diatom mud, brick wall and other wall with a powdery surface or with a laminate surface. Otherwise, the product may fall off;

This product is not recommended to install in wet, watery or humid environment. Otherwise, it may cause the product to fall or seriously reduce the service life of the product;

During the installation and handling of this product, two people shall operate in strict accordance with the methods in the installation video. Otherwise, it may cause damage the product;

The frame of this product is 3D printed, and neutral detergent is required for screen cleaning and maintenance. Otherwise, it may cause the screen frame to fall off.

INSTRUCTION





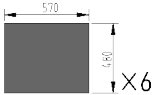
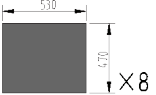
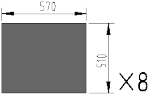







S1 Fresnel optical screen is the first optical screen for medium to long throw projector. Thanks to the Fresnel OMNIS Image system, with maximum brightness and contrast and ambient light rejecting, the screen is suitable for bright environment.

- Cutting edge ambient light rejecting screen for medium to long throw projector
- No need for a dark room, rejects at least 85% of ambient light
- A sharper picture and incredible visuals for a more immersive viewing experience
- Slim frame brings a wider screen;
- Drilling-free magnetic sticker, easy installation without drilling;
- Polymer resin materials, environmental protection and safety, care for the health of you and your family;

Specification	80''	88''	100''	120''
View Size (mm)	1776*1001	1948*1096	2214*1245	2657*1494
Gain	1.6	1.6	1.6	1.6
Resolution	support 2K/4K image	support 2K/4K image	support 2K/4K image	support 2K/4K image
View Angle	120°	120°	120°	120°
Ambient Light Rejection Value	≥85%	≥85%	≥85%	≥85%

PACKAGING LIST

The label in this instruction manual is only a schematic diagram, please refer to the physical object, after opening the packaging, please carefully check the physical number of accessories in the product list;

	UNIT	QUANTITY	80	88	100	120		
01	SCREEN	1						
02	MAGNETIC STICKERS	1	 X6	 X8	 X8	 X10		
04	ACCESSORY	1	 ELBOW JOINTS*2	 SLING*1	 PENDANT STICKER*2	 NON-WOVEN CLOTH*1	 GLOVES*2	 POSITIONING STICKER *2 (ONLY FOR 120'')
05	GUIDE	1	/					
06	MANUAL	1	/					

ENVIRONMENTAL PROTECTION STATEMENT

This product meets the environmental protection requirements of the Administrative Measures for the Restricted

Use of Hazardous Substances in Electrical and Electronic Products:

In the process of use, there will be no harmful substances leakage, precipitation and other problems affecting the health of consumers, you can rest assured to use.

When the life of the product is ended or the product is no longer needed, please comply with the relevant national laws and regulations on waste electrical and electronic products recycling, and give them to the local manufacturer with national recognized recycling qualification for recycling, and shall not handle them at will.

TOXIC AND HARMFUL SUBSTANCES OR ELEMENTS						
	MERCURY (HG)	LEAD (PB)	CADMIUM (CD)	HEXAVALENT CHROMIUM (CR(VI))	POLYBROMINATED BIPHENYL (PBB)	PBDE
SCREEN	○	○	○	○	○	○
ACCESSORY	○	○	○	○	○	○

This form is prepared according to SJ/11364

o:It means that the content of the substance in all homogeneous materials of the component is below the specified limit requirements of GB / T26572 Limited Requirements for Restricted Substances in Electronic and Electrical Products.

x: It means that the content of toxic and harmful substances in at least one of the homogeneous materials of the component exceeds the limit requirements stipulated in GB / T26572 Limit Requirements for Restricted Substances in Electronic and Electrical Products.

AFTER-SALES SERVICE PROCEDURE

1. Contact the manufacturer

Check the appearance immediately after receiving the product. If there is any problem, the client needs to keep the packaging and contact the manufacturer.

Please contact the manufacturer with the following information:

- Client details
- Product information including model description, serial number [product serial number printed at the back of the product and outside the packaging box should be consistent]
- Describe the issue to the customer service department
- Customer service staff may require future explanations about the issues and require photos as proof
- Contact email: info@winways.com.au

2. Response from the manufacturer

1. Once the manufacturer received the inquiry from the client, verification on products will be done
2. If the client provides clear photos as proof, the manufacturer will be able to resolve the issue immediately without further investigation
3. If the proof are unclear or problems are complicated, the manufacturer may require the client to return the product back to the manufacturer in order to assess on the issue
4. Customer service staffs will inform the client regarding returning shipments and logistics

AFTER-SALES SERVICE PROCEDURE

3. Negotiation and resolution

Based on the assessment and evaluation, customer service staffs will negotiate with the client about the resolution procedures depending on the attribution of responsibility.

The following scenarios are not covered under the warranty:

- Product with no serial number or the product serial number does not match the product model, or the serial number has altered marks
- Damage caused by human factors, including damage due to improper handling of the product or improper usage that did not follow the instruction in normal working environment
- Damages due to improper disassemble, repair, refit or any action carried out by users without professional guidance
- Using products under harsh environment or conditions such as ambient temperature, high humidity etc.
- Products damaged by uncontrollable factors such as fire, flood, lightning strikes, traffic accidents etc.
- Products purchased through informal channels such as second-hand products
- Demos or on-sale products sold by the company, or products indicated 'no after-sales service', 'only provide maintenance' and 'no return or exchange'.

AFTER-SALES SERVICE PROCEDURE

Product use and maintenance instructions:

- This product does not require electricity
- The main material of the product is polymer resin. The screen surface will be marked with sharp objects and cannot be repaired
- General cleaning method: gentle mopping using a soft cloth with a small amount of neutral detergent
- Do not use in high temperature and high humidity environment. The appropriate conditions are indoor with temperature of $25^{\circ}\text{C} \pm 10^{\circ}\text{C}$, humidity of $50 \pm 20\%$ RH
- For the best outcome, please avoid outdoor use (sun exposure and rain will cause deformation or product damage, which cannot be repaired)

DISCLAIMER

Winways Au Pty Ltd (Winways) does not make any express or implied representation or guarantee about the contents of this user manual.

Winways reserves the right to revise this publication and make amendments to the contents of this document at any time without giving notice to any person.

Screen model is subject to your order requirements.

ALL RIGHT RESERVED

No part of this document shall be reproduced in any form, transmitted or stored into the retrieval system or translated into any language or computer language without prior written permission from Winways Au Pty Ltd.

Manufacturer: Winways Au Pty Ltd

Address: 114 Eldridge Rd, Condell Park NSW 2200

Email: info@winways.com.au