



WHITE CHRISTMAS PARTY

PREVIEW PROGRAM ONLY
NOT FOR USE
PLEASE PURCHASE

Jesus!
...Best
Gift
Ever

WHITE CHRISTMAS PARTY

PREVIEW PROGRAM ONLY
NOT FOR USE
PLEASE PURCHASE

Jesus
...Best
Gift
Ever!



*His name is
Wonderful,
His name is
Wonderful,
His name is
Wonderful,
Jesus my Lord!*

PREVIEW PROGRAM ONLY
NOT FOR USE
PLEASE PURCHASE

*The Word became flesh
and made his dwelling among us.*

*We have seen his glory,
the glory of the One and Only Son,
Who came from the Father,
full of grace and truth.*

John 1:14

**Are you ready to plan a party?
What are you waiting for?
TURN THE PAGE!**



Index



Party Plans

Introduction.....1-4
 An 'Oo-Aah' Christmas Party.....5-7
 Christmas Party Options.....8
 Guest Speaker.....9-10
 Publicity.....11-12
 Create A White Christmas.....13-19

Let's Get Started

White Christmas Party.....20-21
 Food--Tis The Season To Sparkle.....22-28

Christmas Music

It's Beginning To Look A Lot Like Christmas.....29-34

Custom Made For Your Crowd

Keepsake Program.....35
 Games.....36-39

WHITE CHRISTMAS PARTY ~ JESUS! ...Best Gift Ever!

Open Before Christmas.....40-41
 Party At A Glance.....42
 Pre Dinner Introduction.....43
 After Dinner Introduction.....44

Kids-Shepherds Washing Socks.....45-46
 Teens-Angels In White.....47-49

White Lamb Perfection.....50-51
 When You Wish Upon A Star.....52-53
 Snowmen Fall From Heaven Unassembled.....54-55
 Leave A Little Sparkle Wherever You Go.....56-58
 That's A Wrap.....59

Addenda.....Piano Sheet Music



Very Important 'Techy' Information!

IF PURCHASING *WHITE CHRISTMAS PARTY*
AS AN INSTANT DOWNLOAD,
PLEASE NOTE ~

**YOU WILL DOWNLOAD
ONE PRINTED MASTER COPY OF THE PROGRAM.**

THE FILE DOES **NOT** SAVE TO YOUR HARD DRIVE.

DO NOT WRITE ON
THE ORIGINAL MASTER COPY!!!!
MAKE ALL PRINTED COPIES
FROM THE DOWNLOADED MASTER COPY
PLEASE PURCHASE




This is a ONE TIME ONLY Instant Download.

Some churches enjoy memorization and others avoid it. Except for young non readers, read all parts. If your church likes memorization, lead time must be longer. More intense rehearsal is necessary.

COPYRIGHT INFORMATION

Make as many master copy copies as needed for local use. Give interested folks our order form, mailing address, web site: www.cemlife.com and toll free telephone number: 1-888-236-5433. Your cooperation allows CLOSE ENCOUNTERS MINISTRIES to continue producing creative, inspiring, positive Christian programs at low cost to church across the USA and the world.
Copyright-All Rights Reserved protected.





An 'Oo-Aah' Christmas Party!

*“Be not forgetful to entertain strangers:
for thereby some have entertained angels unawares.”*

Hebrews 8:2

Make **“White Christmas Party”** a joyful, bright memorable party. Bring this delightful Christmas color theme and Bethlehem story to life. Manage arrangements. Follow our tips.

Add your creative touches.

From the first moment your committee meets
until the last note of music is sung
and the final crystal cup is tucked away,
capture the imagination of every guest
from three to ninety three...or ninety four!
Joyful smiles are proof that your party is a success.

*Get into the Christmas spirit.
It makes all the difference!*

Prepare A Banquet Before Them!

Create a Christmas memory...with FOOD! Add a program, a speaker and local entertainment. The occasion is comfortable and social. Include everyone, young and old, male and female, singles and families or design a women's luncheon or small gathering.

Create A Small, Informal Gathering

Plan an informal event where folks enjoy sparkling conversation, good food and laughter. Party games were once wildly popular but there are groups who do not enjoy a lot of organized activity. **Know your audience!**



Born To Plan!

A big party requires detailed planning. Think about publicity, decorating, menu and clean up. Make your own choices so everyone remembers the event fondly. **Most of all...Have Fun!!!**

Make It Happen: Shock Everyone!

Christmas flowers on the tables, small wrapped guest gifts, background music, greeters and simple thoughtful gestures make guests feel welcome and pampered.

Smallest details make the biggest impressions.

Hospitality: Love In Action!

Help guests grow in their understanding of Jesus. Give affection and receive love from others in the family of God. Begin friendly conversations. **Avoid gossip.**

Goals Should Scare You A Little & Excite You A Lot!

What do you want to happen during the hours your guests are with you? Be specific! Plans in this everything-included workbook planner keep you organized. Adapt details to fit your needs.

Add creative ideas and change activities as desired.

Don't Agonize: Organize!

Write down exactly what will happen and when tasks must be completed. Do not leave organization to the last minute. Choose reliable leaders who help in each area. **Take A Nap!**

Teamwork: Less Me & More We!

*"You can do what I cannot do. I can do what you cannot do.
Together we can do great things."*

Choose a small leadership team to complete arrangements. The team may be as few as two or as large as ten or more. Divide assignments between team members. Trust them to complete their tasks. Specific jobs may be divided but one person should direct all moving parts before the party. **Together we win.**



It's Usually About The Money!

Stay within the party budget. Keep expense records. Use the church tax exemption as needed. Accept donations. Keep it simple.

It always works out in the end!

Note To Self: Relax!

Maintain a light and happy atmosphere. If your attitude is right, the rest of your team will catch the spirit. **After all, this is a Christmas party!**

Pray More! Worry Less!

Pray for the party, the team and the guests. Pray as a team. Take each detail before the Lord. **Watch for His blessings!**

Set Up

Reserve adequate time to set up tables, decorations, props and food. Some room arrangements take place a day before the party.

'Go' Time!

Thank You For Giving To The Lord!

*"If I could sit across the porch from God,
I'd thank Him for lending me you."*

The behind-the-scenes team is the core of this party. Take time to write thank you notes, call, hug and give small thank you gifts.

Applaud your team at the party.

Before You Leave, Sweep Clean!

When the party concludes, clean up begins. The party is not complete until the church is in order. Encourage the team to remove their props immediately.

Stay to help!





Christmas Party Options!

A party comes in many forms.

What fun!

Consider these wonderful Christmas options!

Christmas Brunch Buffet

If your gathering is a brunch, make simple foods. Egg, Ham and Cheese Breakfast casseroles, fresh fruit cups or French Toast and sausage with syrup. **Fill the room with breakfast aromas!**

Christmas Dessert Delights Party

When organizing an elegant after dinner evening, serve a variety of Christmas desserts. Pie and coffee is popular. From chocolate to a Christmas Cookie Party, whatever your group dreams up will be a 'sweet' event your group will not forget. **Sparkle all night!**

Mug and Muffin


A mid-afternoon coffee and tea gathering with delicious muffins is popular. Bake several delicious muffin recipes. Offer creative toppings: Honey, butter, peanut butter, cream cheese, jams and jellies and more! **Add Christmas cupcakes for dessert.**

Special Fun: Ask each guest to bring their Christmas mug. Let them tell their mug story during the program!

Sandwiches/Sweet Bread Lunch

Serve trays of sandwiches on a buffet table. Add several kinds of sweet breads (pumpkin, banana, date, nut) and creamy spreads.





Guest Speaker

Speak Gently ~ Love Much ~ Laugh Often

Don't Be Shy: Invite A Speaker

Invite a guest to share inspirational, Christmas thoughts. When scheduling a speaker, reduce or eliminate program segments this party planner includes involving the party guests.

The speaker concludes the event festivities.

You Don't Have to Be Perfect to be Amazing!

A good speaker makes a faith connection with the group. Choose the speaker from a list of possibilities suggested by friends, relatives, pastor, other churches, community groups or national organizations.

Counting The Cost

Ask the speaker if there is a set fee. If not, give a generous monetary gift including traveling costs. Think about the time invested in preparation, travel and preparation.

All Information Is Good Information

Send a letter, make a telephone call and stay in contact through the internet. Include highway directions, arrival time, group size, time limit, lodging information and specific personal details.

Tell the guest speaker the party theme. Include details of what you would like the talk to include. Make contact periodically until the speaker travels to the event.



Care and Feeding Of Our Guest

It is disquieting for a guest to enter a room of strangers, speak about personal and spiritual issues and leave still feeling as if everyone is a stranger.

Give the speaker a sense of belonging. Assign a pre-arranged host "friend" to handle introductions. Sit with and converse with the guest speaker at dinner.

Even if the speaker graciously agrees to speak without payment, give a monetary Thank You gift.

Include expenses from the time
the speaker leaves home.

If more meals are required,
host the speaker or pay accordingly.

After The Party

Pay promptly. Stay with the guest speaker until the end. Thank the guest from your heart. Follow up with a handwritten thank you note!

Our Plan:



Publicity

“It can’t hurt!”

~ PR Agent

Let’s face it, you need enthusiastic guests. Do your best to convince people that this party is a unique experience in fine dining and entertainment. They must not miss it! Go the ‘extra mile’ to publicize.

Dare we say it? “Go Crazy!”



God Is In The Details

Invitations, posters, registration forms, programs, handouts and centerpieces should relate to the theme. Use the same colors, scripture, picture or logo on every piece of publicity.

PREVIEW PROGRAM ONLY
NOT FOR USE
PLEASE PURCHASE
Invite Everyone!

Send Invitations. If this is a community wide event, place posters in local restaurants, business places. Insert invitations in the Sunday morning worship folder and in the monthly church newsletter.

Fun Tip: If a local business hesitates to post yet another community event announcement in their window, suggest their rest room as a great out of the way place.

Add Some Fun! For this particular Christmas ‘white’ theme tell guests to wear their favorite white sweaters, clothing, etc. It’s okay if they don’t, but those who join in the fun add a spark of laughter to the party!



Create Buzz!

Involve lots of people in the planning stages. They don't have to be on the team but delegate tasks or small speaking parts. Ask as many people as possible to participate in the formal program.

Everyone involved will attend and will be likely to talk about the party and invite others. Many hands make light work.

Cut stress with more help.

Talk About It!

Let guests know if prizes will be awarded for various games. 'Gossip' about the program and food to create excitement.

Enjoy the company of friends.

Be Creative!

Find creative ways to make your party a financial "gift" to everyone who wants to attend. Advertise the event to families that the cost is a great Christmas gift they can give the people they love.

Our Plan:

*Unless we make Christmas
An occasion to share our blessings,
All the snow in Alaska won't make it white!*



Create A White Christmas!

K E E
P I T
S I M
P L E

*“Finally... Whatever is.... Lovely
Think About Such Things.”*

Philippians 4:8



Choose The Best! Leave The Rest!

Guests should see and feel the party theme when they arrive. We offer many suggestions to get you started. Trust your creative judgment and make your Christmas 'white' theme amazing!

Quality Not Quantity!

PREVIEW PROGRAM ONLY

How NOT Complicated Can This Be?

Give artistic, visually creative people the responsibility to turn the party room into a work of art. If no one comes forward, decorate simply (SEE NOTE ABOVE!). You cannot go wrong! **Make it memorable!**

Decorate What?

Decorate tables with centerpieces and color coordinated related items. Consider decorating the welcome table, entry door, stage area and each corner as desired. **Plan!**

Tasteful Elegance

Do **NOT** clutter with an over abundance of 'stuff'. Choose a few unique accessories to make each table and the room come to life.

Remember: Less is More.



Simplicity

Simplicity is the goal. Become familiar with the available space and set up accordingly.

Use color, sparkle and light to its' best advantage.

Decorate the 'White' Way

Everything in the party area, from table decorations to staging displays features the 'White Christmas' theme. Individual local events will look different depending upon items available. **Sparkle in White!**

**If you live in a warm climate region,
feature the dreamy white theme.**

**It does not have to be snowflakes and snowy
unless there is a nostalgia aspect to the event.**

The best fun is when guests arrive and the 'White Christmas' theme comes to life with table elegance, games, programming, prizes and music! Guests view the table decorations before they are seated.

White Tables: Pick and Choose

Nativity: Add a Bethlehem touch. Collect as many nativity collection pieces as possible. Place one or two pieces near the centerpiece of each table. (Not an entire set) If antique pieces are available to borrow, use them as is (don't ruin them-no painting).

Find old nativity sets and spray paint all pieces white.

White: This Christmas party features one color, white. White on white is beautiful when layering items in the party space. It makes a festive, elegant impression on any group, young or old. **Layers of White!**

If a coordinating color is desired, choose something deep and lovely like ribbons in hunter green or burgundy napkins.

Printed Programs: Print programs in white and glue a tiny white bow to the front. Spray a brush of white glitter spray to the front of each program. **Place them at each place setting.**



White Touches: Add small personal touches that catch the eye. It could be antique crystal candlesticks, figurines, live flowers, Christmas ornaments in white or silver, clear stone jewels. **Little things mean a lot.**

Photo Center: Create a simple photo corner where guests can gather and take their pictures with cell phones. Light the corner with a bright light on the floor for backlighting. **What fun and laughter!**

Spray paint (white) a large picture frame or make a frame from cardboard. Attach a white poinsettia, wide white ribbon or white snowflake in one corner. Guests visit the photo center at their leisure and click single pictures or groupings of family and friends. Assist as needed.

Table Centerpieces

The color pattern is white on white. Add a dash of deep color as desired (hunter green/burgundy). Each table can be exactly the same or vary from table to table as items are available. Don't forget to add one white nativity piece to each table.

1. One tall crystal vase with spray painted white twigs. Add one white poinsettia and white trailing ribbon to the vase. **OR** hang one white/clear crystal ball ornament to one twig with white ribbon.
2. One tall white pillar candle or trio of white pillar candles. Place the candles on a white plate. Add small white or silver ornamental balls.
3. White spray painted pine cones in clear crystal bowls. Add white lanterns with candles inside.
4. Miniature decorative, table sized Christmas trees spray painted white. Add one star to top of each tree. One tree on each table or a grouping of three small varying sizes.



5. White snowman with tiny white wrapped gifts surrounding the snowman.
6. Crystal candlesticks with white candles. Group them on a clear plate or purchase drip-less candles.
7. Dessert Centerpiece: White/clear pillar cake plate tower carrying the dessert. White cupcakes with white frosting in white/silver cupcake papers. Each plate or pillar holds enough cupcakes for people seated at that table. Scatter tea candles here and there.

One tiered white cake can be placed in the center of each table to be cut by guests at the end of the meal.

Or, serve white Russian tea cakes

Or, snowflake shaped Christmas cookies frosted white

Or, any shaped Christmas cookies frosted white

8. White angel figurines with candles.
9. Use what is available in your local area at dollar stores or households of the creative team.

White Tables

Each table is covered with white table cloths, white napkins tied with white or contrasting satin ribbon. Scatter white snowflake glitter on the table. When giving small table gifts, wrap each gift in white paper with thin ribbon. Place individual gifts on plates.

White dishes are preferable. If church does not own white, put out a call to borrow white china from willing members. It may be a way to feature beautiful dishes that only get used once a year. Each table can feature a different set of dishes.

Add crystal water glasses.



Best Tip Ever!

There are many White Christmas Party ideas on Pinterest, various blogs and web sites.

Short of ideas?

Feast your eyes on options.

Use your imagination.

The Event Space

If the tables are well done, little is needed in the larger space. If the room is decorated for other events, light them and feature them even if not white.

Add eye catching items. Think about floating white balloons above the tables. Or blow up large white balloons and let them float on the floor as guests arrive.

Roll white paper lace doilies to hold mints or candies.

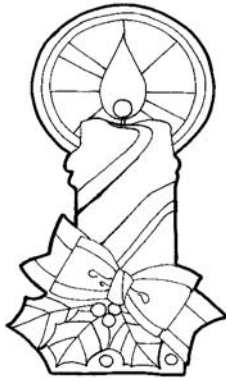
Hang a few large white tissue snowflakes from the ceiling.

Our Plan:

MAY YOUR DAYS BE
MERRY AND BRIGHT
AND MAY ALL YOUR
CHRISTMASES BE WHITE!



Art Supplies, Decorations, Small Gifts



Shop craft and party stores, discount stores and rummage shops. Make table decorations, programs and table gifts. Check the internet for affordable interesting items.

*Take home gifts are always
a popular 'oo-ahh' factor
for any party!*

Door Prizes: Ask business and restaurants to donate gifts or gift cards. Buy dollar store items like picture frames, note holders, lamps, cosmetic bags, pill organizers, key chains, plants, candles, devotional books and costume jewelry to give away. Provide fun gifts for children—small stuffed animals, coloring books, mini cars/trucks or building blocks.

Gifts In A Jar: Mason Jars...fill them with anything! Journal and pen, brownie ingredients and recipe, sewing kit, cookie cutters, cookies, Hershey kisses, crayons, figurines, ornaments, toys.

*Put everyone's party ticket in a large bowl.
Draw their names at random. They choose a gift.
Gifts can also be given away in order of the drawing.*

Our Plan:



Catalog Stuff

Check out Oriental Trading Company. They offer a wide variety of wonderful small gifts, decorations and supplies!

www.orientaltrading.com

Excellent prices and so many Christmas choices available. Take a look at their web site or catalog and find gifts and favors galore!

Browse Worthy:

www.ssw.com (S&S arts and crafts)

www.shindigz.com

www.ebay.com

www.amazon.com

www.rinovelty.com (Rhode Island Novelty)

Our Plan:

PREVIEW PROGRAM ONLY
NOT FOR USE
PLEASE PURCHASE

*The excellence
of a gift lies
in its' appropriateness
rather than in its' value.*





LET'S GET STARTED....

White Christmas Party Jesus...Best Gift Ever!

Consider Crowd Psychology

Everyone enjoys an event where people are talking and laughing, light and temperature are controlled, music sets the mood, strangers are new friends and tables are inviting. *FYI: No one enjoys a party where people remain strangers, little conversation occurs and a subdued mood is awkward.* **Be the happy party!**

When The First Person Arrives, The Party Begins!

Greet guests cordially, give name tags and direct them to the party area. Encourage guests to browse the tables as the crowd gathers. Help them choose a seat or find their assigned table. Point out rest rooms and conveniences. **Keep guests out of the kitchen!!!**

Getting It Together

Help the guests "sense the whole". Enthusiastic group singing encourages togetherness. Christmas music is familiar and comforting. Play a few easy table games as ice breakers. **Become friends!**

Get Acquainted

Put people at ease with generous hospitality and smiles. Begin with simple table activities. Place conversation starters under a few plates. Scatter pencils. Place paper puzzles or short games in obvious places. Guests can work together to win a table prize. **Build teamwork.**

Small Groups

Place guests in small groups and offer opportunities to make more intimate contact with others. Devise an activity that could be done in pairs or teams of four. **Make a moment!**



Alternate the Pace

Activities may be interactive or quiet. Create activities requiring a mental challenge with pencil and paper, and some activities for the whole group. **Fun challenges!**

Build Toward a Conclusion

Complete activities just before dinner. Continue programming fun after the meal. Add spiritual Christmas inspiration near the end. **Love and laughter!**

Close With a Quiet Group Activity

End the party with a whole group activity. Perhaps singing familiar Christmas Carols, holding hands in a large prayer circle or personal benediction prayer will be the perfect conclusion. **Memories begin!**

Clean Up


Leave the party area cleaner than you found it. Often those enjoying the fun help clean up. That can be fun and don't forget, **"Many hands make light work."**

KEEP THE MUSIC PLAYING
THROUGH CLEAN UP.
TAKE TIME
TO SING AND DANCE WITH HELPERS.

Our Plan:

*"Nobody's last words were
'I had too much fun'."*

~ Evelyn Beilenson



'Tis The Season To Sparkle

“Christmas is too sparkly ~ said no one ever!”

Serve Christmas punch as guests gather,
coats are removed and table seating is confirmed.

Welcome guests by serving a sparkling, cold beverage in crystal punch bowls with crystal cups. Serve a variety of mini appetizers on white holiday plates with white napkins.

Add a few white Christmas decorations.

Play soft Christmas music. Encourage guests to enter the party area where they move from table to table, chat and enjoy the decorations and staged displays.

PREVIEW PROGRAM ONLY

Christmas Sherbet Punch

1 gallon raspberry sherbet

1 gallon cranberry juice (well chilled)

Two 2-liter bottles ginger ale (well chilled)

Scoop sherbet into a large punch bowl,
pour in cranberry juice and ginger ale and stir gently.
Repeat for each punch bowl needed.

Delish' Appetizers

Choose appropriate appetizers that fit your group.
Because guests will be standing while juggling food,
prepare simple finger foods.

There are many delicious ideas on the internet too!

Place a bowl of mixed nuts, veggie tray and dip, cut fruit plate, pretzel sticks, potato chips, crackers and cheese, Rice Chex nuts and bolts, near the sherbet punch bowl.



Angel Food Cake Bite

Frost an angel food cake with white frosting. Cut into small squares. Place one red cherry on top of each small bite. Display on a crystal plate.

Ham and Turkey Roll Up Bites

Roll deli ham and turkey. Place upright in ranch dip with parsley for garnish.

Pretzels

Garnish mini pretzels with white chocolate and display on Christmas dish.

Our Plan:

PREVIEW PROGRAM ONLY
NOT FOR USE
PLEASE PURCHASE



A White Christmas Dinner

“Just like the ones we used to know.”

~ Most Moms

First we eat.
Then we do
everything else.

*“It doesn't matter if you win or lose,
It's how you bake the cake.”*

~ A Wise Woman

Choose food your group will remember fondly! We make specific suggestions. You know your group best. **Plan Accordingly.**

Decisions! Decisions!

Assign a kitchen team to prepare the meal. Decide how this will be accomplished early in the party planning process. Choose a crew to cook and clean up, hire a caterer or host a covered dish meal or dessert gala.

Ask a local Scout troop to help serve the meal.
They often look for community projects.

What Should We Eat?

Here are menu options to get you started. Consider the cost, the theme, the effort involved to make the food and tastes of the local group. **Consider dietary restrictions of some guests.**

*Create a separate menu for children under age 12.
Communicate the child friendly choices
when guests make their reservations*



Traditional Turkey Dinner

Tossed Salad with Dressings and Rolls

Turkey

Mashed Potatoes/Stuffing

Mixed Vegetables

Cranberry Sauce

Dessert Choices: Pumpkin Pie, Apple Pie and Vanilla Ice Cream

Chicken Alfredo

Fruit Cup

Chicken Alfredo

Wide Noodles, Pulled Chicken, Mixed Vegetables, Alfredo Sauce

(see recipe option)

Sliced tomato on the side

Rolls/Muffins

Dessert Choices: Cake, cupcakes *(White, White Frosting)*

Beef

Vegetable Soup W/Shredded Cheese and Bread Cubes

Sliced Tender Beef with Beef Broth

or Cubed Steak with Beef Gravy

Sweet Potato W/Butter and Sour Cream

Vegetable of Choice

Tossed Salad/Rolls/Muffins/Butter

Dessert Choices: Russian Tea Cakes

Fish

French Onion Soup

Light White Fish: Haddock and Tartar Sauce

Baked Potato with Sour Cream and Butter

Vegetable of Choice Dinner Rolls/Butter

Tossed Salad/Dressing

Dessert: Ice Cream Sundaes



Children's Menu Choices

SOMETIMES CHILDREN DO NOT ENJOY THE SAME FOODS ADULTS ENJOY EATING. CONSIDER A CHILDREN'S DINNER MENU AT A LESSER COST.



Children's Menu #1

Chicken Nuggets W/Ketchup or Ranch Dressing
Jello Cubes French Fries
Cold Drink Dessert

Children's Menu #2

Hamburger on Toasted Bun W/Ketchup and Pickle
Macaroni and Cheese Celery Sticks
Apple Slices Cold Drink Dessert

Children's Menu #3

Hot Dog on Bun - Choice of Toppings
Tater Tots Fruit Cup
Cold Drink Dessert



*A person's a person
no matter how small.
~ Dr. Seuss*



Recipe Tips

Chicken Alfredo

Sautee chopped sweet onion in butter in a frying pan. Mix with wide noodles, pulled or diced chicken breast, mixed vegetables and alfredo sauce. Just before all ingredients are mixed add diced tomatoes for color. Be sure it is piping hot before plating.

Russian Tea Cakes

There are many easy recipes online.

1 C softened butter/ margarine ½ C. Powdered sugar
 1 t. vanilla 2 1/4 C all purpose flour
 1/4 t. salt 3/4 C finely chopped pecans

1. Heat oven to 400 degrees.
2. Beat medium/or with spoon--butter, 2/3 C powdered sugar, vanilla in bowl
3. Stir in flour and salt, Stir in nuts.
4. Shape dough into 1-inch balls.
5. Place 2" apart on ungreased cookie sheet for 8-9 minutes.
6. Roll in powdered sugar immediately, cool, roll in powdered sugar again.

Our Plan:





CHRISTMAS MUSIC

It's Beginning To Look A Lot Like Christmas!

*“Did you ever notice that life seems to follow certain patterns?
Like I noticed that every year around this time,
I hear Christmas music.”*

~ Tom Sims

Play pre recorded Christmas music as guests arrive and during the meal. Non vocals are best when mixed with party conversation. Contemporary Christian Christmas music and traditional Christmas songs are readily available.

If your community has amateur/professional musicians will to perform, ask them to be part of the party. Ask a violinist, guitarist, harpist, pianist or ensemble to perform as guests arrive and as they enjoy dinner.

What a perfect opportunity to invite a bell choir or chime choir to perform!

Check out local churches and organizations.

SING A FEW SECULAR CHRISTMAS SONGS AND TRADITIONAL CHRISTMAS CAROLS.

ASK A PIANIST TO ACCOMPANY THE GROUP. THERE ARE MANY WONDERFUL CHOICES!



*Good News! The internet offers piano sheet music a low cost.
Check out: www.musicnotes.com*



WINTER WONDERLAND

Recorded by over 200 different artists, *Winter Wonderland* is undoubtedly the song we love to hum at Christmas. Little did Felix Bernard and Richard Smith know in 1934 how popular their little tune would be. It was a top ten hit from the beginning and then crooner Perry Como sang it and the rest is history.

Sleigh bells ring...Are you listening
In the lane...Snow is glistening
A beautiful sight...We're happy tonight
Walking in a winter wonderland.

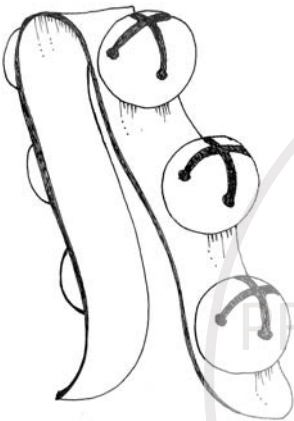
Gone away is the bluebird
Here to stay is a new bird
He sings a love song...As we go along
Walking in a winter wonderland.

In the meadow we can build a snowman
Then pretend that he is Parson Brown
He'll say: Are you married?
We'll say: No man
But you can do the job when you're in town.

Later on...We'll conspire
As we dream by the fire
To face unafraid...The plans that we've made
Walking in a winter wonderland.

In the meadow we can build a snowman
And pretend that he's a circus clown
We'll have lots of fun with mister snowman
Until the other kiddies knock him down.

When it snows...Ain't it thrilling
Though your nose gets a chilling
We'll frolic and play...The Eskimo way
Walking in a winter wonderland.
Walking in a winter wonderland.



SILVER BELLS

Is there any popular song better than a song written specifically for a movie? The Lemon Drop Kid, 1951 featured this sentimental word picture of Christmas in the city. It had a questionable start. When first written the song was titled Tinkle Bells. The lyricist sang it for his wife who said, "Are you out of your mind? Do you know what the word tinkle is?" Jay Livingston, the writer, said the song was inspired by a small bell that sat on his desk.



Silver bells, Silver bells
It's Christmas time in the city
Ring-a-ling, hear them ring
Soon it will be Christmas day.

City sidewalks, busy sidewalks...Dressed in holiday style
In the air there's a feeling of Christmas.
Children laughing, people passing...Meeting smile after smile
And on every street corner you hear

Silver bells, Silver bells
It's Christmas time in the city
Ring-a-ling, hear them ring
Soon it will be Christmas day.

Strings of street lights, even stop lights
Blinking bright red and green
As the shoppers rush home with their treasures
Hear the snow crunch, see the kids bunch
This is Santa's big scene
And above all this bustle you hear

Silver bells, Silver bells
It's Christmas time in the city
Ring-a-ling, hear them ring
Soon it will be Christmas day.



WHITE CHRISTMAS

A few weeks after the Pearl Harbor attack shocked the world in 1941, Irving Berlin wrote a soul stirring, nostalgic melody with words that still touch people today. With over 50 million copies sold, not only is Bing Crosby's "White Christmas" the best selling Christmas song of all time, it's also the best selling single ever, according to Guinness World Records.

It first aired on radio Christmas Day, 1941, just weeks after Pearl Harbor. Written for the movie "Holiday Inn", Crosby included it in his USO War Tour. He said, "I hesitated about doing it because invariably it caused such a nostalgic yearning among the men, that it made them sad. Heaven knows, I didn't come that far to make them sad. For this reason, several times I tried to cut it out of the show, but these guys just hollered for it."



PREVIEW PRODUCT ONLY
NOT FOR USE
PLEASE PURCHASE

I'm dreaming of a white Christmas
Just like the ones I used to know
Where the treetops glisten and children listen
To hear sleigh bells in the snow

I'm dreaming of a white Christmas
Just like the ones I used to know
Where the treetops glisten and children listen
To hear sleigh bells in the snow

I'm dreaming of a white Christmas
With every Christmas card I write
May your days be merry and bright
And may all your Christmases be white

I'm dreaming of a white Christmas,
Just like the ones I used to know
May your days be merry and bright
And may all your Christmases be white

I'm dreaming of a white Christmas,
With every Christmas card I write
May your days be merry and bright
And may all your Christmases be white



THE FIRST HARD SELL--A PARODY

(Tune: The First Noel)

Want to have fun griping about the overemphasis on the shopping part of Christmas? Sing this parody written by Christopher Hershey.

Leave guests nodding their heads and laughing.

The first hard sell comes sometime in June
When last season's Christmas cards take too much room,
So they put them out in an off-season bin,
For in June they are getting their new shipments in.

Hard sell, hard sell

Hard sell, hard sell

This is the Christmas we all know so well.

About midway in July the lay-away plans
Make their laying-away-in-a-manger demands,
And installment plans begin their attempt to entice
You end up paying twice the original price. **CHORUS**

Then early in the fall there's a pre-season bluff
To sell gift wrapping, ribbons and other such stuff
Buy it now! The ads demand, if you don't buy it, you
Will discover we're out of it when you want to. **CHORUS**

By the time October comes, every store's lined with snares
With Hallowe'en, Christmas and Thanksgiving wares;
What once were festivals that were simple and plain
All have become mere excuses for capital gain. **CHORUS**



PREVIEW PROGRAM ONLY
NOT FOR USE
PLEASE PURCHASE



DRIVIN' IN A WINTER WONDERLAND—A PARODY

(Tune: Walkin' In A Winter Wonderland)

Winter's here, snow is fallin' And the traffic is crawlin'
The cars up ahead need better tread Driving in a winter wonderland

Tires slide, drivers panic Then they steer like they're manic
They jerk left and right and spin out of sight Drivin' in a winter wonderland

On a side street there's a fender bender
Someone tried to brake on solid ice
Doesn't matter what your age or gender
Before you hit the road you should think twice

Radio says to stay in If you don't you'll be prayin'
It's quite a feat to stay on the street
Drivin' in a winter wonderland

In the meadow we can see a hatchback
It drifed off the road and landed there
And every bridge in town's a frozen patch, Mack
You can try to cross them if you dare

There's a truck going' sideways As it speeds down the highway
I'm glad that I've got four-wheel drive Drivin' in a winter wonderland

Every road's a demolition derby
As bumpers, doors and headlights are destroyed
Bouncing off the guard rail and the curb-y
Auto body shops are overjoyed.

Winter snow is a-blowin' I can't see where I'm goin'
I hope I don't stall on my way to the mall Drivin' in a winter wonderland.
.....Drivin' in a winter wonderland!



O KRISPY KREME –A PARODY

(Tune: O Christmas Tree/O Tannenbaum)



O Krispy Kreme, O Krispy Kreme, You're lovely and enticing
O Krispy Kreme, O Krispy Kreme, How beautiful your icing

My palate you do satiate
I'll order three...No make that eight!

O Krispy Kreme, O Krispy Kreme, You're lovely and enticing

O Krispy Kreme, O Krispy Kreme You're full of carbohydrates
O Krispy Kreme, O Krispy Kreme I've lost control of my weight

I view the mirror, out of shape!
Exercise for New Year's date!

O Krispy Kreme, O Krispy Kreme You're lovely and enticing.

O Krispy Kreme, O Krispy Kreme I've grown beyond proportion
O Krispy Kreme, O Krispy Kreme My shorts require contortion

'Fluffy' is my middle name
And I know where to pin the blame

O Krispy Kreme, O Krispy Kreme You're lovely and enticing.

PREVIEW PROGRAM ONLY
NOT FOR USE
PLEASE PURCHASE



CUSTOM MADE FOR YOUR CROWD

Keepsake Program

*“We are like a Snowflake;
All different in our own beautiful way.”*

Prepare a take home keepsake
in the form of a printed program.
Not necessary but a nice party addition.

White Cover

Artwork may consist of a simple Christmas graphic and party name.
Glitter spray lightly across each cover.

Trim

Add a satin white bow to the cover. Tie ½" wide into bows. Hot glue
one bow to the corner of each program. **Let dry.**

Printed Information

Include the menu, committee members, kitchen crew and servers.
Add song lyrics, artistic touches, poetry, Bible verse and the title of
each program segment. **Adapt to fit your local party plans.**

Be Creative!

This is an opportunity to create a lovely keepsake to be treasured in
scrapbooks and memory folders for years. Take time to design a
printed piece worthy of the occasion. **It's a Keeper!**



WELCOME!

Smiling's My Favorite!

"Joy To The World!"

Smile! Seat guests informally at a prearranged table.
Family and friends sit together.

Smile! Encourage guests to get to know
one another by playing table games.
Guests may team up to answer the questions.

Smile! Furnish small prizes for each group.
Prizes may be Hershey Kisses,
Mini candy bars or other tiny treat.

Smile! Give prizes to the guests as they win.
Secret: Let EVERYONE win at least once!

Use table games we suggest
or find games you enjoy.
Copy as many as desired on paper.




PREVIEW PROGRAM ONLY
NOT FOR USE
PLEASE PURCHASE



Christmas Songs Galore!

1. The apartment of 2 psychiatrists
2. The lad is a diminutive percussionist
3. Decorate the entryways
4. Sir Lancelot with laryngitis
5. ABCDEFGHIJKLMNOPQRSTUVWXYZ
6. Want In December: top forward incisors
7. The smog less bewitching hour arrived
8. Exuberation to this orb
9. 288 Yuletide hours
10. Do you perceive the same longitudinal pressure which stimulates my auditory sense organs?
11. Stepping on the pad cover
12. Far back in a hay bin
13. Leave and do an elevated broadcast
14. Listen, the winged heavenly messengers are proclaiming tunefully
15. Frozen precipitation commence
16. We are Kong, Lear and Cole
17. Oh, member of the round table with missing areas
18. Boulder of the tinkling metal spheres
19. Vehicular homicide was committed on Dad's mom by a precipitous darling
20. Cup shaped instruments fashioned of a whitish metallic element
21. Our fervent hope is that you thoroughly enjoy your yuletide season
22. May the Deity bestow an absence of fatigue to mild male humans
23. Assemble everyone who believes
24. Obese personification fabricated of compressed mounds of minute crystals
25. I spied my maternal parent osculating a red coated, unshaven teamster.



PREVIEW PROGRAM ONLY
NOT FOR USE
PLEASE PURCHASE



Christmas Songs Galore ~ Answers

1. Nutcracker Suite
2. Little Drummer Boy
3. Deck The Halls
4. Silent Night
5. Noel

6. All I Want For Christmas Is My Two Front Teeth
7. It Came Upon A Midnight Clear
8. Joy To The World
9. 12 Days of Christmas
10. Do You Hear What I Hear

11. Up On the Housetop
12. Away In A Manger
13. Go Tell It On The Mountain
14. Hark! The Herald Angels Sing
15. Let It Snow

16. We 3 Kings
17. O Holy Night
18. Jingle Bell Rock
19. Grandma Got Run Over By A Reindeer
20. Jingle Bells

21. We Wish You A Merry Christmas
22. God Rest Ye Merry Gentlemen
23. O Come All Ye Faithful
24. Frosty the Snowman
25. I Saw Mommy Kissing Santa Claus



Shh...YOU'VE BEEN SOCKED!

Secretly attach a clip clothes pin to one brightly colored sock. Attach one sock to the back of someone unknown to them. Nobody tell them! They get to pass the sock on when they discover it attached to them. See how far that sock travels through the group. During the program ask those who got 'socked' to stand. **Each one gets a Hershey Kiss!**

Twelve Days of Christmas

Group guests into 12 teams, it can be random or have people count off from 1-12 or divide by tables. Give each team one verse of the Twelve Days of Christmas. Each team is responsible for singing one verse of the song. As you know, the song repeats itself with a new verse added each time. The best part is that as the teams sing their verse, they are to act out and repeat their verse with motions they plan to do. **This is really, really funny to watch!**

PREVIEW PROGRAM ONLY

Christmas Tray Game

Place a variety of Christmas items on a large tray. Cover the tray with a towel. Carry it to each table where the guests view the items for one minute. Cover the tray and move on. Their task is to write down as many of the items as possible in a numbered list. This can be accomplished as a table team or individually. **Give one Hershey Kiss to each winner.**

Mystery Stocking

Fill a Christmas stocking or a large sock with a collection of mystery items. Pass the stocking around the group, letting each guest guess what is inside. They may shake the stocking, smell it or simply feel the shape of what is inside. **Hint:** Fill the stocking with simple items. Crayons, toy car, small stuffed animal, ball, safety pin, pack of cards, spice jar, safety pin, flashlight.

Choose anything at hand that fits inside the stocking.



WHITE CHRISTMAS PARTY

PREVIEW PROGRAM ONLY
NOT FOR USE
PLEASE PURCHASE

JESUS!
...Best
Gift
Ever

40



Open Before Christmas! Tips For A Great Christmas Party!

Program segments may be used any way desired.
Ask folks of all ages to participate. **No Memorization.**
Eliminate segments you cannot use!

Make as many printed copies as needed from the Master Copy.
Do not give the party planner to any church or group
without permission from CLOSE ENCOUNTERS MINISTRIES.

*If a guest speaker has been invited,
use a few of these Christmas segments
instead of all of them.*

Consider time limitations.

Encourage individual speakers to communicate clearly.
Provide microphones.

No rehearsal is necessary.

*Participants follow directions in their segment.
The White Christmas Party program comes together on the spot.*

Confirm involvement with each person
before the party to be sure each one is going to attend.

**Adapt the material as desired.
Add or delete material of your choice.
Enjoy the humor and inspiration of each segment!**



Party At A Glance

~ White Christmas Welcome ~
Hor d'oeuvres and Christmas Punch
Background Music and Games

Pre Dinner Welcome: Tis The Season To Sparkle!
Music: White Christmas, Silver Bells, Parodies

White Christmas Dinner

“Just like the ones we used to know!”

After Dinner Introduction: Jesus~Best Gift Ever!

Music: Joy To The World

PREVIEW PROGRAM ONLY

Kids: Shepherds Washing Socks

Teens: Angels In White

Music: Hark, The Herald Angels Sing

NOT FOR USE
PLEASE PURCHASE

White Lamb Perfection!

Music: O Little Town Of Bethlehem

When You Wish Upon A Star

Music: When You Wish...God Steps In

Conclusion

Snowmen Fall From Heaven Unassembled
Leave a Little Sparkle Wherever You Go
That's A Wrap!

Music: A Christmas Carol Sing



PRE DINNER WELCOME

I'm Dreaming of A White Christmas

Speaker: One Person

The countdown is on! No matter what kind of year you had it is time to enjoy a light up, sparkling holiday that reminds us of our real purpose no matter what the rest of the world is doing. *We made it! We are here* to think back on the year that was.

It is a few days before Christmas and everyone is busy, busy, busy. Stop! Take time to celebrate Jesus--The Best Gift---after we take a nostalgic look back on the calendar year.

In January you had high hopes. You packed Christmas decorations and tucked them in the attic for another year promising, "Next Christmas I am not buying one more ornament. I have enough!" At some point during the thought process, you imagine yourself giving away 1/3 of this stuff. You pick up your child's first popsicle stick ornament with "I love my family" printed on it. You re-wrap it gently in white tissue. You cry.

April showed up rainy and sunny and rainy and sunny. Best friends are bragging on facebook that their Christmas shopping is already done, wrapped and waiting for the end of the year. You cry.

Halloween decorations show up in the stores in July and...well, you cry.

Then before Thanksgiving, the 'Countdown To Christmas' Hallmark movies begin. The stress is more than you can take. You click amazon.com and spend much more money than you should on gifts for people who will forget what you gave them before Easter. You pay the extra fee to have the gifts wrapped. You cry.

But not tonight! Tonight we party! Tonight we put the year to bed and *we sparkle*. Are you in a *White Christmas Party mood? Sure you are!*



AFTER DINNER INTRODUCTION

Jesus ...Best Gift Ever



Speaker: One Person

Props: One white tissue paper wrapped gift.

Inside is a small hand printed sign: JESUS

Piano Music: "Joy To The World"

Open the tissue wrapping but keep the words hidden at first.

Keep the secret as the gift is described.

Show "Jesus" at the appropriate time.

Someone left a gift! I wonder what it is. Don't you love getting a surprise? The white wrapping is lovely and fits our party theme. I don't know what it is. I have no idea who left it here.

Open slowly and secretively: Oh, it's perfect! Have you ever received the perfect Christmas gift? Maybe it was when you were very young, a teen, or older. Was it the bicycle you begged for all year? Was it that perfect doll in the catalog? Maybe it was a puppy! Remember how that first moment felt. A physical thrill flew up your back...a scream...a smile...a sincere thank you...tears. You know the perfect gift when you see it and feel it.

Show JESUS sign: That is how I feel when I see this gift. Joy! It bubbles up inside of me and I want to jump up and down. Do you suppose this is how Isaac Watts felt when he wrote "Joy To The World"?

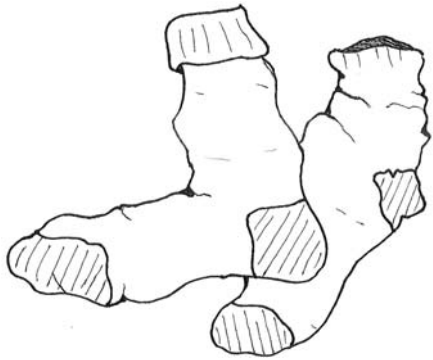
Because Jesus is our best gift ever, let's begin our White Christmas celebration singing it together... JOYFULLY!

SING: "Joy To The World"



KIDS

Shepherds Washing Socks



Speakers and Singers: Kids of all ages

Props: Lots of socks! White socks on their hands, pinned to clothing, over their shoes.

Music: "While Shepherds Watched Their Flocks"

(This may take some practice. Give each participant lyrics. After the speakers finish, all kids sing the parody. Work on pronunciation for maximum humor!)

Speaker #1: We dressed up for a White Christmas Party. Pretty fancy socks if you ask me. Every kid up here said, "Let's sing the story of the shepherds."

Speaker #2: Yeah, we know a great shepherd song. Those Bethlehem shepherds sure knew how to live. They camped outdoors, ate marshmallows around the campfire, counted stars and had a flock of pets. They spent their spare time washing their sheep.

Speaker #3: Ate marshmallows? I doubt that. I think shepherds ate peanut butter and jelly sandwiches because it was easy for their moms to pack their lunches.

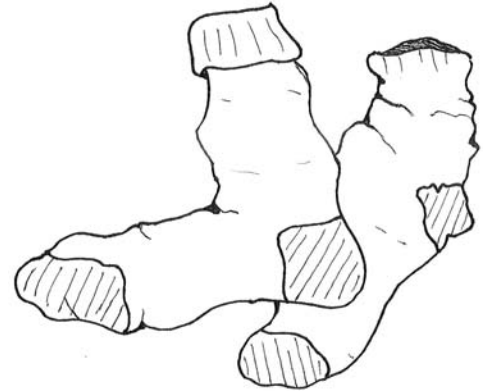
Speaker #1: So...The shepherds were hanging around the campfire roasting marshmallows and eating peanut butter and jelly sandwiches and washing their pet sheep when suddenly....angels showed up, thousands of angels! Angels talking and singing and telling them to get themselves to Bethlehem because there was a baby in a manger they had to check out. He was Christ the Lord!

Speaker #2: Washing their sheep? No way! Nobody's going to believe that. But...I know for sure shepherds wore socks to keep their feet dry. That's why we wore our socks to the party.

Speaker #3: Right! Okay, kids, it's time to sing our Shepherd song. Everyone will believe us. Especially when they see our socks! It's time to "sock it to 'em"!



While Shepherds Washed Their Socks



While Shepherds washed
their socks by night,
All seated on the ground,
The Angel of the Lord came down
And said "Those socks are mine".

While Shepherds washed their socks by night,
All seated 'round the tub,
The Angel of the Lord came down,
And gave their socks a scrub.

And when their socks were squeaky clean,
And sparkling like a gem,
The Shepherds' put them on again,
And walked to Bethlehem.

And when they got to Bethlehem,
All looking nice and neat,
The Christ child said you've got nice socks,
But next time wash your feet.



TEENS

Angels In White

Angels: 3 Teens

*Props: Tinsel Halos (white or silver tinsel taped into circles)
Large white feathers (make from 8 ½ x 11 paper) pin to clothing*

Angel #1: Those kids think they know about Christmas. Shepherds washing their socks. Everybody knows shepherds don't wear socks. We can do better. We have more experience.

Angel #2: Somebody handed me feathers and a halo and said, "Hey! You! You're going to be an angel. Get with the program."

Angel #3: Me too! Suddenly I'm standing up here wearing a halo and feathers. What are we supposed to do?

Angel #1: *(To Audience)* Put your cell phones away. No photo bombs!

Angel #2: Nobody believes we're angels anyway. Those angels must have had an amazing night. My "take" on angels is that they are MUCH cooler than we think.

Angel #3: You mean they don't play harps, fly around Heaven all day and sleep on clouds?

Angel #1: Oh, I get it. Real angels actually "do stuff", important stuff. They get their orders from God. Can you imagine?

Angel #2: I-ma-gine....let's imagine what Christmas angels were really thinking the night they were sent to shepherds outside Bethlehem.

Angel #3: Ooo, that's fun. I'll start. *(Dramatically)* And it came to pass, the day BEFORE Jesus was born, that all the angels showed up in Bethlehem. The people were all called forth before them at the blast of the mighty trumpet of God. The villagers were dazzled by the brilliance of the heavenly host and they were sore afraid!





Angel #1: No way! I know. First of all, the angels would wave their magic wands....

Angel #2: Magic wands?

Angel #1: ...and get that baby out of Bethlehem. The biggest event in the whole history of humans is planned in a tiny, dirty, dusty, littered up village without running water and hospitals. In a BARN! That baby needs bright lights, doctors, nurses and news media waiting with cameras and microphones. We angels know how babies should be born!

Angel #2: Right, let's get the mops and brooms. Where is the vacuum cleaner? What about some 'Angel-breeze' aerosol spray? That stable is putting forth quite an aroma!

Angel #3: That's a start. Surely they're not going to bring him forth in a barn are they? No cradle? Only a manger? Hurry! All of us must be on our best behavior. Best angel outfits. Fluff those feathers. Shine those halos. Fly straight on 'til morning!

Angel #1: After the baby is born, we'll ship him out of Bethlehem and transfer him to the twenty-first century. It's much cleaner there.

Angel #2: When do we get to sing "Gloria, In Excelsis Deo"? We've been practicing that for months.

Angel #3: I'm hoping Heavenly Father sets up the show at the big downtown cathedral. The acoustics are perfect. I'll be the announcer. *(Dramatically)* "Fear not! Behold, I bring you good tidings of great joy, which shall be to all people! For unto you is born this day in the City of David a Savior, who is Christ the Lord." How did that sound?





Angel #1: It will be just our luck to fly off to some lonely hillside where there's no one to hear it. You know, it breaks my heart. This will be the best musical performance in the whole history of man and woman-kind and no musical geniuses will even hear it.

Angel #2: We'll probably end up singing to some scrawny shepherds abiding in their field with their sheep.

Angel #3: Hang on! Hold everything—orders have just come through—God wants everything as it was. Cobwebs, dust, everything. Put the brooms, mops and vacuum cleaner away. Put a little extra hay in the manger.

Angel #1: And don't try to scare those shepherds. This is not a joke. Don't be so intimidating. There are going to be thousands of us. It might make them run away.

Angel #2: *(To the Audience...)* And as for you folks....close your eyes. No one sees angels. Everyone knows that. When you open them you won't remember we've even been here. Well....what are you waiting for? Close your eyes!

Audience Must Close Eyes!

Angel #3: Let's Go!

Angels Exit Quickly!

All Angels From Rear: OPEN YOUR EYES!

Music: Hark The Herald Angels Sing





White Lamb Perfection

Speaker: One or two persons, any age
Read back and forth between paragraphs
Option: Wear white (outfit, scarf, bow, tie, hat, shirt)
Prop: Stuffed White Lamb

Think about 'white': White sheets, white milk, white clouds, white cake, white paper, white lights and...white sheep. From Old Testament through New Testament and even today in Israel, white sheep have been special.

We sing "O Little Town of Bethlehem" every holiday season. Why Bethlehem? It was a dusty little backwater village a few miles outside of the teeming metropolis of Jerusalem where God's Temple was the centerpiece of life.

Prophets knew that Messiah would be born in the same city where His kinsman, David, the shepherd-king of Israel, was born-Bethlehem! God's hint that Jesus would be our Great Shepherd came 500 years before those shepherds were on Bethlehem's hillside. Isaiah said:

"He shall feed his flock like a shepherd: He shall gather the lambs with His arm, and carry them in his bosom and shall gently lead those that are with young.." Isaiah 40:11 kjv

White sheep! The bawling of sheep has always been heard across the fields of Bethlehem, the ' Tower of the Flock'. It is the place where Temple lambs were born and raised. Every firstborn male lamb from Bethlehem was considered holy, set aside for sacrifice in Jerusalem.

Shepherds! Not just anyone could be a Bethlehem shepherd. These common folk were given the job of tending the sheep by heredity. They had to be born into the family of shepherds. They were used to cold, lonely nights in the fields. They risked their lives to keep the animals from falling into the ravines. They placed their bodies across the sheepfold gates to keep the lambs from running away. They counted their sheep. 99 sheep were not enough. If one was missing, the shepherd searched.



After pouring their lives into their flock, they separated the lambs choosing only the perfect white male lambs to be bought by Jewish people to atone for their sins. It was an endless cycle.

So, where else would 'the Lamb of God, who takes away the sin of the world' John 1:29 have to be born if not Bethlehem, among the Temple flocks? Why would Messiah choose to arrive in such an out of the way place as Bethlehem? And why would the shepherds be the first to greet Him?

Even this small detail was in God's eternal plan:

"I will place shepherds over them who will tend them, and they will no longer be afraid or terrified, nor will any be missing," declares the Lord. "The days are coming...When I will raise up...a King who will reign wisely and do what is just and right in the land."

From Jeremiah 23:4-5

The greatest King of all arrived in Little Bethlehem, the City of David, the city of shepherds. The place where perfect, white, sacrificial lambs were born and raised. Jesus was placed in a manger. Jesus is the Lamb of God who takes away the sins of the world!


Music: O Little Town of Bethlehem



When You Wish Upon A Star

Speaker: Two alternate speakers, any age

*Props: White posterboard star sprayed with glitter,
or wand with star attached, or lit Christmas star decoration.
String of white twinkle lights plugged in around speakers.*



Stars are white. I know, I know. A star is really 'a type of astronomical object consisting of a luminous spheroid of plasma held together by its own gravity. For at least a portion of it's life, a star shines due to thermonuclear fusion of hydrogen into helium in its core, releasing energy that traverses the star's interior and then radiates into outer space.'

For our party purposes, stars are white. One comforting thought is that while I am gazing up at the stars, people around the world are looking at the same 'luminous spheroids of plasma' ...I mean stars.

The Star of Bethlehem must have been some 'twinkler'. Was it the joining of Jupiter and Venus for an amazing spectacle? Was it the North Star that sailors look at for directions? Was the Star of Bethlehem a 'flash in time' that God created as the brightest birthday candle any baby could have before it blows away into the night? The Bible doesn't give many clues. Some Star!

God used people from a far off eastern land to put a royal stamp of approval on His Only Son. They were foreigners. All they had was a star to guide them. They must have stood out in Israel where folks lived the simple life, in simple clothing. Some Star!

With a few changes we can make "When You Wish Upon A Star" from "Pinocchio" a song the Wise Men could have sung on their long journey. Imagine them following that bright, white star with only a hint of where they were going and less of a hint as to why they were on the road. They just followed. Some Star!

Those wise gifts of gold, frankincense and myrrh financed Joseph and Mary's flight to Egypt to escape wicked King Herod who wanted their baby Jesus killed. God arranged a unique protection plan using Wise Men, Magi from afar who arrived with financial aid. Some Star!


Music: When You Wish...God Steps In



When You Wish...God Steps In

Christian Parody of "When You Wish Upon A Star"
original songwriters: Leigh Harline/Ned Washington

When you wish upon a star
Makes no difference who you are
Anything your heart desires
will come to you.



If your heart is in your dream
No request is too extreme
When you wish upon a star
As dreamers do.

God is kind
He brings to those who love
The sweet fulfillment of
their secret longing.

Like a bolt out of the blue
God steps in and sees you through
When you wish upon a star
Your dreams come true.





SNOWMEN FALL FROM HEAVEN UNASSEMBLED

Speaker: Two alternate speakers
(This is so funny if pre-teens are the speakers and they present the information very seriously...no laughing!)
Props: Snowballs (real from freezer) or a fake snowman

Snowmen are white...mostly.
It depends on when and where they are rolled.
Snowmen wear clothes...mostly.
It depends on what is laying on the closet floor.

Snowmen are delightful...mostly. Until they start to melt and become sad.

Which cereal do healthy snowmen have for breakfast?
Frosties!

What do hungry snowment put on their ice-burgers?
Chilly Sauce

What do you call a snowman on rollerblades?
A snowmobile

What do you get when you cross a vampire and a snowan?
Frostbite

What do you call a snowman in the summer?
Puddle

Where do snowmen go to dance?
Snowballs



Snowmen fall from Heaven unassembled. You have to put your own snowman together all by yourself. In the interest of scholarly knowledge and Do-It-Yourself instructions, we are here to tell you how to assemble your very own snowman. Take notes!

Never miss a chance to build your own snowman. If you are fortunate to get a snowfall, then as soon as it stops go out and build a snowman using fresh snow.

Make a regular snowball, roll it in a snowdrift. If it isn't round, turn it and roll the other way. That becomes the head!

Make an even bigger giant snowball for the body. The second ball is always bigger than the first because you have learned the technique.

Deluxe snowmen have three huge snowball, one on top of the other. Get a friend to help roll and lift the body into position. Very important!

In case you are kind of lazy, the second technique is simply to shovel the snow into a big pile, then shape the stack into a snowman. This works well if you have lots of people and big shovels!

Snowmen are great because they look human. A carrot is good for the nose, surprisingly a banana works too.

The problem comes with the eyes. Nobody has coal anymore so you have to improvise. Search around for something black and round, stones or big buttons work great.


Rather than having a bald snowman, give him an old hat. Some folks use sticks for the snowman's arms but tis is strictly optional.

Use a little imagination and consider sacrificing an old scarf or cracked pair of sunglasses for the good of the snowmen project.

Think ahead. Build your snowman in a shady spot. Talking about the sunshine, a garden umbrella would keep him cool in the daytime. Other than that, build him big and don't outsmart yourself. Keep it simple!

When your snow man melts, don't cry. There's always next winter!





HOW TO:

Leave A Little Sparkle Wherever You Go

Speaker: One or two people, grown up

The White Letter: Place the 'letter' in a white glitter sprayed envelope.

Are you a sparkly person? Do you know a sparkly person? Have you overheard a conversation that starts, "She makes the day brighter. She leaves a little sparkle wherever she goes."

Christmas season is when we must SPARKLE! I think it's a law. Christmas season begins earlier each year. Stores expect our 'sparkle' to begin in September when Christmas trees are set up in temporary departments. Candy canes share space with Halloween candy and Christmas cards overtake the Thanksgiving card slots. Sparkle!! We can barely contain our frustration!

Here is a letter from a 'naturally gifted' sparkly, real life dairy farmer, beekeeper, artist, wife, mom, daughter, sister, aunt and grandma. She walks into a room and everyone's day is automatically better. She is a lot like me. She is a lot like you. This is what she wants us to know:

Open Envelope and Read Letter.

Consider how we can sparkle at Christmas and all year.

1. Wear some sparkle.

Yep, you can literally wear sparkle. Wear silver sparkle eye shadow or a bright necklace, jangling bracelets or shiny brooch. If you don't feel sparkly, as least you can set the mood.

2. Laugh and Smile.

Don't hold back! Let out that beautiful laugh. Flash your smile with determination. "If you're happy and you know it, smile real big!" That happy face spreads joy. Have you ever just been smiling, looked at someone randomly and they smiled back? I love those sparkle moments! Smiles are more important than expensive clothing.



3. Compliment Others.

Everyone loves a kind word and a compliment. You'd be surprised how many people never hear a nice word. If you truly have something nice to say, say it. You never know what someone is going through.

4. Speak Positively.

I bet you hear your fill of negativity and complaining. Be a rebel. Share your joy and love for the world. Leave a trail of little sparks of gratitude on your daily trips. You just might make a friend for life.

5. Listen!

In a crowded room there may be someone who is ignored. Make eye contact and listen. Listening to others will endear you to those who need someone to sparkle up their lives. They will love you forever for making them feel included.

6. Live Each Day Passionately!

People enjoy being with a person who believes in God and shares with enthusiasm. Don't be afraid to share your faith and joy. When you do, those you are with become excited about their faith too and they begin to sparkle.

7. Be weird!

There's a little weird inside all of us, you just have to let it out. Don't be embarrassed to be who God created you to be. Your humor, your creativity, your joy, your passions are all gifts from God. Be YOU!

8. Be Real!

We have the best reason to sparkle, "Delight in the Lord and He will give you the desires of your heart." Psalm 37:4



Dear Ones,

I think I was born sparkly. I'm usually happy right when I wake up and most of the day! I'm a positive person, always looking for the happy side of any situation!



I always try to be that person who says hello and strive to be a bright spot in people's day! The Lord has given me this very special gift! I'm not good at much but I am good at being positive!

On my sad days, I feel alone. Like I have not a friend in the world. Sometimes I think I try too hard and need to not be so willing to please but 'pleasing' is a big part of me!

So my good days far outweigh my sad days!! The Lord has touched my soul and given one true blessing! And for me that is "enough"!

*God Bless You,
Ceri*





That's A Wrap!

Speaker: One person

God's word reminds us:

"Wash me, and I will be whiter than snow."

From Psalm 51

That's a wrap! It is time to end our *White Christmas Party* and celebrate a sparkling White Christmas. We have enjoyed the company of friends. We have eaten our fill of delicious food. We have laughed. We have cried. We have sung the Christmas season in with the best of tunes. We have a head start on our sparkle!

One more thing....

Christmas is about God in a manger. The humble birth of Jesus ushered in the reality that God was being born into the world.

I don't suppose anyone can ever fathom what it means for God to be born in a manger. How does one explain to ordinary folks that the Almighty stooped to become a tiny baby? Our minds cannot begin to understand what was involved in God becoming man.

Remember that there was one brief shining moment when God touched earth with His most precious gift, Himself, His Son. And that shining, white moment is wrapped in Christmas.

The amazing gift of Salvation belongs to us
through Jesus, our Lord, Savior and Messiah.

Jesus is the BEST Gift!

In my book, that's a Sparkling White Christmas!

May All YOUR Christmases be White!
That's A Wrap!



Angels We Have Heard on High

traditional French Carol
trans. Jams Chadwick (1813-1882), alt.

Gloria, traditional French carol
arr. Edward Shippen Barnes, alt.

ranges

1. An - gels we have heard on high sweet - ly sing - ing o'er the plains,
 2. Shep - herds, why this ju - bi - lee? Why your joy - ous strains pro - long?
 3. Come to Beth - le - hem and see Him whose birth the an - gels sing;

and the moun - tains in re - ply ech - o back their joy - ous strains.
 Say what may the ti - dings be, which in - spire your heav - 'nly song.
 come a - dore on ben - ded knee Christ, the Lord, the new - born King.

Glo - - - - - ri - a - -

in ex - cel - sis De - o. De - - - - o.

While Shepherds Watched Their Flocks by Night

words by Nahum Tate

tune: *Winchester Old*, 16th cent.

1. While shep - herds watched their flocks by night, All
2. "Fear not!" said he, for migh - ty dread Had
3. "To you, in Da - vid's town, this day Is
4. "The heav'n - ly Babe you there shall find To
5. Thus spake the ser - aph and forth - with Ap -
6. "All glo - ry be to God on high, And

sea - ted on the ground, The an - gel of the
seized their trou - bled mind. "Glad ti - dings of the
born of Da - vid's line A Sa - dings of great
hu - man view dis played, All Sa - vior, who is
peared a shin - ing throng, Of mean - ly wrapped in
to the Earth be peace; Good will hence - forth sing
prai - sing from

Lord came down, And glo - ry shone a - round.
joy I bring To you and all man - kind.
Christ the Lord, And this shall be the sign.
swath - ing bands, And in a man - ger laid."
God on high, Who thus ad - dressed their song:
heav'n to men Be - gin and nev - er cease!"

Hark! The Herald Angels Sing


Charles Wesley

Felix Mendelssohn


Amended by various




1. Hark! the He - rald An - gels sing Glo - ry to the New - born King




Peace on earth and mer - cy mild, God and sin - ners re - con - ciled.



Joy - ful, all ye na - tions, rise, Join the tri - umph of the skies;



With th'An - gel - ic Host pro - claim Christ is born in Beth - le - hem.



Hark! the He - rald An - gels sing Glo - ry to the New - born King.

PREVIEW PROGRAM ONLY
PLEASE PURCHASE

2. Christ, by highest Heaven adored,
Chrsit, the Everlasting Lord,
Late in time behold Him come,
Offspring of a Virgin's womb.
Veiled in flesh the Godhead see;
Hail, the Incarnate Deity!
Pleased as Man with man to dwell,
Jesus, our Emmanuel.
Hark! the Herald Angels sing
Glory to the New-born King.

3. Hail, the Heaven-born Prince of Peace,
Hail, the Sun of Righteousness!
Light and life to all He brings,
Risen with healing in His Wings.
Now He lays His Glory by,
Born that man no more may die,
Born to raise the sons of earth,
Born to give them Second Birth.
Hark! the Herald Angels sing
Glory to the New-born King.

This work is in the Public Domain. For more free sheet music visit www.cantorion.org

Music engraving by LilyPond 2.11.53—www.lilypond.org

Joy to the World

words by Isaac Watts, alt.

tune: *Antioch*, George Frederick Handel
adapt. & arr. by Lowell Mason

1. Joy to the world! The Lord is come. Let earth re-ceive her King.
 2. Joy to the earth! The Sav-iour reigns. Let men their songs em-ploy
 3. He rules the world with truth and grace and makes the na-tions prove

Let while the ev-'ry heart pre-pare Him room, and
 the fields and ries floods, of rocks, His right-eous plains re-
 ness and

heav'n and na-ture sing, and heav'n and na-ture
 peat the sound-ing joy, re-peat the sound-ing
 won-ders of His love, and won-ders of His

and re-heav'n and na-ture sing and re-
 and won-ders of His love and

sing, and hea-ven and hea-ven and na-ture sing,
 joy, re-peat, won-ders, peat won-ders sound-ing joy.
 love, and ders, of His love.

heav'n and na-ture sing
 peat the sound-ing joy
 won-ders of His love