


Wee Three Kings




Are
You
Following
Me?

Wee Three Kings

PREVIEW PROGRAM ONLY
NOT FOR USE
CHASE



Are
You
Following
Me?



Wee Three Kings Are You Following Me?



Wee Three Kings is designed exclusively for children age 3-5. This is an easy-to-prepare, casual Christmas program. Include older students as desired. Feature costumed little ones in an appealing display of the story of Jesus' birth told by a Christmas Story teller.

Wee Three Kings is rehearsed with familiar teachers. Gather children for a final dress rehearsal and this delightful preschool Christmas program is set to go!

Wee Three Kings is a 20 minute presentation sprinkled with humor and inspiration. Is there anything sweeter than preschool children in Holy Land costume? Is there a better way to tell the story of Jesus than asking the littlest among us to bring the Bethlehem story to life?

Wee Three Kings involves the audience singing familiar Christmas carols. Teach simple songs to the little actors which complete a charming Christmas presentation accomplished by the youngest among us!

Wee Three Kings concludes with a fun **Kids Love Jesus Christmas Party**. Serve snacks, play Christmas music and celebrate Jesus!



Wee Three Kings Index

Introduction and Index.....1-3

Very Important Techy Information.....4

Preschool Christmas Director.....5-6

At A Glance.....7

Adapt!.....8

Christmas Music.....9-15

Stage and Props.....16-17

Costumes.....18-19

Publicity.....20

Teachers.....21-22

The Story Teller.....23

Preschool Children Become Bethlehem People.....24


Preschool Participation.....25

Teachers And Assistants.....26-28

Wee Three Kings
~ Are You Following Me? 29 - 41

Conclusion.....42

KIDS LOVE JESUS CHRISTMAS PARTY.....43-44




Very Important 'Techy' Information!

IF PURCHASING *WEE THREE KINGS*
AS AN INSTANT DOWNLOAD,
PLEASE NOTE ~

**YOU WILL DOWNLOAD
ONE PRINTED MASTER COPY OF THE PROGRAM.**

THE FILE DOES **NOT** SAVE TO YOUR HARD DRIVE.

DO NOT WRITE ON
THE ORIGINAL MASTER COPY!!!!
MAKE ALL PRINTED COPIES
FROM THE DOWNLOADED MASTER COPY
PLEASE PURCHASE
This is a ONE TIME ONLY Instant Download.



Some churches enjoy memorization and others avoid it. Except for young non readers, read all parts. If your church is fond of memorization lead time must be longer and more intense rehearsal is necessary.

COPYRIGHT INFORMATION

Make as many copies of this master copy as needed for local use. Give interested folks our order form, mailing address, web site: www.cemlife.com and toll free telephone number: 1-888-236-5433. Your cooperation allows CLOSE ENCOUNTERS MINISTRIES to continue producing creative, inspiring, positive Christian programs at low cost to church across the USA and the world. Copyright-All Rights Reserved protected.



Preschool Christmas Director

*Church preschool, day care center,
Christian school or home school leaders!
This is the fun, easy program for you.*

It is necessary to have enough children to participate in the program. A little "cheating" on the upper age range is okay. Fill spots with Kindergarten students if you need them.

Lead your children into a gentle celebration of the Bethlehem story. Create well organized leadership teams. Ask small group leaders or parents to organize children with Nativity props and costumes. Be prepared to help the leaders. For the most part they should be able to handle their preparations. The result will be a simple telling of the Bethlehem story by the youngest among us.



Prepare Your Heart!

Mistakes Become Memories. Relax and let it happen! Parents, grandparents and guests will be blessed. Dust off that sense of humor and use it.

Are you thinking "Why me? I cannot do this!" Put those feelings aside and dive into this charming Christmas drama as seen through the eyes of the Story Teller. Eager preschool children embrace the amazing story about the day Baby Jesus was born.

Young students take to the stage in full costume to re-create the Bethlehem Nativity scene. They sing simple songs inserted as desired. The Story Teller places them in the scene at appropriate moments.

Delegate!

Trust the staff to carry out their tasks. Never apologize when asking people to help.

5



Positively Positive!

If the Director's attitude is right, even the grouchiest saint responds cheerfully! This event is worth extra effort in the midst of personal holiday preparations, parties and travel. Statements like, *"We can't do it"*, *"We never did it this way"*, or *"No one wants to do it"*, have no place in the process.

Simple planning is appreciated.

Pray!

Pray for the staff, students and set up. Take details before the Lord and then—Relax! God is in control.
Carry out tasks at hand.

Plan!

Read the entire program. Make a personal copy from the master copy and mark areas requiring special attention.

Create your own event. Adapt material to fit the size of your preschool. Eliminate what cannot be used. Divide parts according to available participants. Combine parts when necessary.

Add fun local tradition whenever possible.

Add preschool songs. Include special music and/or Christmas Carols that the audience sings! We give preschool lyric suggestions.

You make the final decisions.

Prepare!

Order **Wee Three Kings** with at least one month lead time. Copy materials for individual leaders. Assign specific responsibilities to each teacher/leader.

This story is read aloud by the story teller. No memorization is needed. If you desire memorization, lead time must be longer and more intensive rehearsal is essential.



Wee Three Kings At A Glance

This is a program sample. Insert favorite Christmas Carols sung by the audience and special music performed by guests where it is appropriate. Consider the total time when planning music options.

Prelude

Story Teller Welcomes
Audience

Preschooler Entrance

The Story: Wee Three Kings

Conclusion

Kids Love Jesus
Christmas Party



PREVIEW PROGRAM ONLY
NOT FOR USE
PLEASE PURCHASE



Adapt!

Preview the entire program. Adapt it to fit the needs of your group. The program is designed to last about 20 minutes depending upon added music. The KIDS LOVE JESUS CHRISTMAS PARTY is not included in this time frame and is an optional event.



Small Church/School

Remove segments requiring more people than available. Combine parts so fewer people are needed. Eliminate what you cannot do. Use children who are younger or older than the target group. Adults and teens are crucial to the small church/school presentation. Some people may participate several times in various roles.

Medium Church/School

Adaptations take the form of personal preference. Choose presentations you personally like and eliminate the rest. Tell the Christmas story but don't leave out anything important!

Large Church/School

Use as many people as possible. Speakers, snack makers, servers, props, sound and lighting staff, musicians and others make the program exciting.

Kids Love Jesus Christmas Party

Sunday School class, women's group or loving parents take party responsibility. Decorate, prepare food and arrange clean up. The *Kids Love Christmas Party* is a terrific conclusion. If time does not allow for a party, the program is complete without it. It is definitely a fun option.

8





Christmas Music

Choose familiar Christmas Carols to be sung by the audience. Include words in a printed program or use power point. Coordinate music with church or school musicians.

Christmas Carols

Audience sings traditional Christmas Carols. This adds Christmas festivity for the grown ups. Choose favorite Carols and place them wherever desired in the program.

Preschool Music

We have included lyric suggestions. Words only! Choose several short songs. We found a collection of nursery rhyme melodies with Christmas words. There are many more songs than needed but we include them all for your enjoyment and a large selection for many group sizes.

Sorry—No piano sheet music or CD available from our end!

Teach children the words. Place songs of your choice anywhere you desire in the program. No piano accompaniment is required.

Eliminate preschool songs if time is an issue.

Special Music

Feature local church and community talent. These musical options are NOT in the existing program but may be inserted as desired.

Think about time limitations during planning stages.

Vocal Solo
Vocal Group (Duet-Trio-Quartet)
Youth/Adult Choir


Instrumental Ensemble
Handbell/chime Choir
Instrumental Solo



Preschool Christmas Songs

Consider teaching your little ones Christmas words to familiar melodies. No piano is needed. Let them sing a capella in all their 'little voice' glory. We provide these words but we do not provide piano sheet music or CD accompaniment.

When choosing extra material for the program, consider how much time preschool children can sit still and focus. Shorter is better. You know your group best.



Three Wise Men

(Tune: Three Blind Mice)

Three wise men, three wise men,
Traveling far, See a bright star.
They found the Savior in Bethlehem,
They fell on their knees
and they worshiped Him,
Never before has there ever been
A Baby like Him, A Baby like Him.



Take Me Out To the Stable

(Tune: Take Me Out To the Ball Game)

Take me out to the stable, out to where Christ was born.
Show me the manger He used for His bed.
Show me the sweet dove who cooed by His head.
And let's look way up at the heavens, look for the star where He lay.
For it's --why--we--have Christmas morning,
It's Jesus' Birth-day!

J-E-S-U-S

(Tune: B-I-N-G-O)

The Lord above us gave His Son and Jesus was His name-o.
J-E-S-U-S! J-E-S-U-S! J-E-S-U-S!
And Jesus was His name-o.



The Baby In The Manger

(Tune: The Wheels On The Bus)

The cow in the manger went moo-moo-moo
Moo-moo-moo! Moo-moo-moo!
The cow in the manger went moo-moo-moo
All through the night.

The hay on the ground went crunch-crunch-crunch...(repeat)
All through the night.

The Baby in the manger went waa-waa-waa...(repeat)
All through the night.

His mother Mary went ssh-ssh-ssh...(repeat)
All through the night.

Happy Birthday Jesus

(Tune: Happy Birthday)

On the first Christmas Day
From the Father above,
Came the little Lord Jesus,
To show His great love.

Happy birthday to you,
Happy birthday to you,
I love you dear Jesus,
Happy birthday to you.



Mary Had A Little Lamb

(Tune: Mary Had A Little Lamb)

choose as many verses as desired

Mary had a little Lamb, little Lamb, little Lamb.
Mary had a little Lamb, born in Bethlehem.

Jesus was her little Lamb, little Lamb, little Lamb.
Jesus was her little Lamb, wrapped in swaddling clothes.



He was in a manger bed, manger bed, manger bed.
He was in a manger bed, sleeping in the hay.

Shepherds came to see the Lamb, see the Lamb, see the Lamb.
Shepherds came to see the Lamb, Angels sent them there.

The wise men brought him three nice gifts,
three nice gifts, three nice gifts.
The wise men brought him three nice gifts, placed before the Lamb.

Mary had a little Lamb, little Lamb, little Lamb.
Mary had a little Lamb, Savior of the earth.

Mary Had A Baby

(Tune: The More We Get Together)

Mary had a baby, a baby, a baby.
Mary had a baby, one glorious night.

She named the baby Jesus, dear Jesus, dear Jesus,
She named the baby Jesus,
'Cause God told her too.

The shepherds came to worship, to worship, to worship.
The shepherds came to worship
The newborn King.

The star above was shining, was shining, was shining.
The star above was shining
On Jesus sweet face.

Joseph gave him baby hugs, baby hugs, baby hugs.
Joseph gave him baby hugs
And Jesus was glad.



PREVIEW PROGRAM ONLY
NOT FOR SALE
PLEASE PURCHASE



MARY AND JOSEPH WENT TO BETHLEHEM

(Tune: Ten Little Indians)

Mary and Joseph went to Bethlehem (3x)
Riding on a donkey. (Act like bouncing on donkey)

So they rested in the stable (3x)
The could go no further. (Fold hand like sleeping)

Baby Jesus was born to Mary (3x)
She laid him in a manger. (Rock a baby)


The shepherds and wise men came to Jesus (3x)
to bring the baby gifts. (Hold out hands to give gift.)

Now we celebrate Jesus' birthday (3x)
On each Christmas Day! (Hold arms up to rejoice.)

TWINKLE CHRISTMAS STAR

(Tune: Twinkle, Twinkle Little Star)

Twinkle, Twinkle Christmas Star
How I wonder what you are.
Shining high up in the sky
Show the wise men where Christ lies.
Twinkle, Twinkle Christmas Star.
How I wonder what you are.



'TIS CHRISTMAS

(Tune: Away In A Manger)

'Tis Christmas! 'Tis Christmas! The Christmas bells ring.
The birthday of Jesus, Our Savior and King.
'Tis Christmas! 'Tis Christmas! The candles all glow;
The birthday of Jesus, Let everyone know.
'Tis Christmas! 'Tis Christmas! The Christmas star shines.
The birthday of Jesus, A glad, happy time!
'Tis Christmas, 'Tis Christmas! Our Bible recalls,
The birthday of Jesus, God's love gift to all.





HAPPY BIRTHDAY TO JESUS

(Tune: Happy Birthday To You)

On the first Christmas Day, From the Father above,
Came the little Lord Jesus, To show us God's love.

Happy Birthday to you, Happy Birthday to you.
I love you, dear Jesus. Happy Birthday to you.

JESUS CAME

(Tune: Deep And Wide)

Jesus came, Jesus came, Had a manger for His tiny bed.
Jesus came, Jesus came, Had a manger for His tiny bed.

Angels sang, Angels sang, Told the shepherds Baby Jesus came.
Angels sang, Angels sang, Told the shepherds Baby Jesus came.

Star above, Star above, Told the wise men Baby Jesus came.
Star above, Star above, Told the wise men Baby Jesus came.

Jesus grew, Jesus grew, As a Man He made the sick ones well.
Jesus grew, Jesus grew, As a Man He made the sick ones well.

Jesus gave, Jesus gave, Gave Himself to take away our sin.
Jesus gave, Jesus gave, Gave Himself to take away our sin.
Went away, Went away, Went away to make a home for me.
Went away, Went away, Went away to make a home for me.

He will come, He will come, He will come and meet us in the air.
He will come, He will come, He will come and meet us in the air.

CHRISTMAS! CHRISTMAS!

(Tune: Praise Him, Praise Him All Ye Little Children)

Christmas, Christmas, now it's time for Christmas.
Jesus came, Jesus came.

Christmas, Christmas; Now it's time for Christmas.
Jesus came, Jesus came!

ADD STANZAS: Angels Sang, I'm so glad, Praise His Name.



WISE MEN STILL SEEK HIM

(Tune: *Twinkle, Twinkle, Little Star*)

Twinkle, twinkle, little star
(hold diamond shaped hands above head)
Wise Men followed from afar.
(Shield eyes with hand)
They found the boy of whom we sing
(hold out hand to show height on little boy)
And gave Him gifts fit for a king
(arms, as if giving a gift)
They fell right down and gave a nod
(kneel and bow head)
Jesus was the gift from God.
(Clasp hands as if in prayer)



PREVIEW PROGRAM ONLY
There are several traditional Christmas songs
preschool children can learn easily.
Consider "Away In A Manger" and
"We Wish You A Merry Christmas".
PLEASE PURCHASE



Stage And Props

WEE THREE KINGS is a preschool presentation of Jesus' Bethlehem story using a minimum of props and staging.

Set Up

The church/school will be decorated for Christmas. Christmas trees, Nativity scenes, twinkle lights, poinsettias, candles and other displays add to the festive atmosphere. Leave holiday decorations in place.



Staging

Nativity Props: Place an empty manger on stage. Place one small bench or chair for Mary near the manger. Add stable items as available. Add large baskets, blankets, floor pillows, stuffed or cardboard animals, pottery and greenery at the edges of the staged scene. **Keep it simple.**

The Story Teller's Chair and Script: Place a chair covered with quilt/blankets that give a Holy Land flare beside the stable scene, center stage.

The Story Teller reads from the script placed inside a large binder.

The Story: Read the scripted story aloud. Follow instructions in the story to include children and audience participation.

Place costumed children in the scene at the appropriate time.

Seating: Costumed children stand in the back and follow the Story Teller's instructions to come and sit on stage until they leave the room. Preschool seating is not needed in the audience. Assign assistants dressed in Holy Land costume to sit on the floor with children on stage.



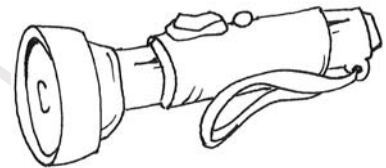
Sound System

Use the existing sound system to its' best advantage. Place a microphone near the Story Teller or attach a wireless microphone. Any teacher/leader who speaks should have a microphone available. This detail makes the difference between a frustrating experience and a delightful program.

Place a microphone near students so they can be heard while they sing. Special music participants should have microphones available.

Stage Lighting

Turn off normal lighting and overhead lights. Light Christmas trees, candles and other mood lighting. Place small spot lights on the floor of the stable area if desired.



Notes:

PREVIEW PROGRAM ONLY
NOT FOR USE
PLEASE PURCHASE





Costumes

Prepare simple costuming. Students become specific Bethlehem people. Follow our suggestions for Holy Land costuming or create your own costumes for each little one. Choose their costume according to the person you choose for them to portray.

When costuming a large group, one solution is to ask each participant to prepare their attire. Parents of young students may be willing to supply the necessary clothing.

Costume Pattern Suggestions

Pillow Cases: For small children, cut a neck hole in the pillowcase. Cut up the front to the neck hole. Cut arm holes in the sides. This makes a long, vest type costume. Sometimes plaid or striped flannel pillowcases are available and work great for shepherds and wise men.

Fabric: Two wide strips of fabric (one over each shoulder) crossed across the back and front of the person, tied with a sash makes a great costume.

Head Wraps: A square of fabric over the head with a wide ribbon or piece of cloth around the top of the head makes a headpiece. Fasten the head piece fabric tightly.

Bathrobes: Purchase bathrobes at garage sales/resale shops. Use contrasting fabric for headaddresses and sashes to complete the costume.



Angels: Dress angels in white cotton or silver lame' found in most fabric stores. Angels may wear cardboard wings or remain wingless. Place gold or silver tinsel garland taped in a circle on each angel head. Tie tinsel around the waist for a sparkling angel belt. Angels may wear face/hair glitter for that "extra sparkle"!

Stars: Dress 'stars' using a posterboard, glittered star draped over their neck. They can dress simply in black or white slacks, tights and simple tops. The 'stars' may wear star garlands in their hair and have a bit of glitter brushed here and there.

Option: Very funny to have each 'star' wear sunglasses because of their bright light!



After The Show

Ask young participants to remain in costume at KIDS LOVE JESUS CHRISTMAS PARTY. This is the time to congratulate them for a job well done and reward them with hugs and small gifts as desired.

Notes:



Publicity

Publicize WEE THREE KINGS through all normal church/school communication channels. Announce it in your newsletter, the weekly worship bulletin and from the pulpit.

Bulletin And Newsletter

Print an announcement in November and December newsletters. If planning *KIDS LOVE JESUS CHRISTMAS PARTY*, let church, school and families know there will be a celebration following the program.

Local Newspaper and Social Media

Contact the local news source. Include an announcement along with other holiday programming publicity. Talk to a reporter and photographer to see if a feature article is possible. Print several quick announcements on the church/school website and Face Book pages.

Television And Radio

Popular Media. Consider advertising on your local television cable advertising channel. Radio stations often have free spots available as community service.

Christmas Card Invitations

Send family invitations home with students. This is effective for families are not involved. Use real Christmas cards with invitations tucked inside.

Daycare/Preschool children make paper Christmas cards as a project and tuck each invitation inside to be placed in their backpack.



Teachers!

Pray! Prepare! Present!

When you play with puppies, expect puppy tricks!



Involve Students

Preschool children do not have individual speaking parts. They sing together. Use every child available. Dress each one in Holy Land costume and add appropriate props for their character.

Highlight Individual Parts

All speaking is done by the story teller. Written material is prepared in an easily readable format. Preschool children do not need materials in their hands. Their responses are short and coached during rehearsal.

Practice

Take charge of preschool costumes, practice music and prepare them for the big event. Make changes as needed.

Communicate With Parents

Let parents know when to have children at rehearsals and the performance. Invite them to attend. Be sure they know what props or costuming their child is responsible to bring. Collect items. Store them in the classroom.



Smile and Help!

The Christmas Director values your leadership! Dress in appropriate costume, line up according to specific instructions and enter the performance area as directed. Lead your small group on and off stage. Perform your part with enthusiasm. Coach students quietly if they need help.

Stage fright is not uncommon. Preschool children are notorious for doing the unexpected. Keep that sense of humor!

The audience will love whatever happens.

Write your thoughts here.

Lined writing area for thoughts.

After The Program

Stay for THE KIDS LOVE JESUS CHRISTMAS PARTY. Collect props before your children attend the party. Consider asking children to remain in costume. Mingle with party goers and enjoy the experience with your children and their families.

If You Need Help

Prepare your specific preschool children. The Director is available if you need help. The program comes together at the last moment with little formal large group rehearsal.

Enjoy The Experience

Enjoy your small part of the bigger picture. The Bethlehem Jesus Story is life changing. The spiritual experience is delightful! This is a once in a lifetime opportunity to touch the lives of children and grown ups.

Don't Forget

Bring your camera! There will be many picture taking opportunities. You may be amazed 20 years from now how precious these memories become. Record them for 'posterity' and for your own photo album!



The Story Teller

*Ask a happy gal who enjoys leading the group
to become the Story Teller.
Choose the perfect person
in your specific preschool setting!*

Be Prepared. Memorization is not required. Carry the script on stage inside a large story book. Be humorous. Dress in Holy Land costume. The children bring the story to life visually, standing in their stable places.

Be Flexible. When the children say or do something unexpected this does not ruin the program. Their innocence, enthusiasm and curiosity make their first 'on stage' experience enjoyable for the audience.

The children dress in various Holy Land costumes. After their entrance, seat them on the floor around the chair. Once placed in the Nativity scene, they should stay there. If a few children wander, keep your sense of humor and remind them of their important part!



It is helpful to have grown ups guiding the children as needed.

Be Gentle. Preschool children are most comfortable with those they know best. Visit their classroom, talk with them and become an approachable friend. This pre-program preparation reaps great benefits. The youngest children will not be afraid.

**If you are the regular preschool teacher,
they will respond more readily to you on stage.**



Preschool Children Become Bethlehem People

WEE THREE KINGS includes every single child available. To tell the entire story of Jesus' birth, don't forget any of the important Bethlehem People! Assign specific children at the beginning of the planning process.

Costuming should be appropriate to character.



Mary
Joseph
Baby Jesus–Wrapped Doll

Innkeeper
Gabriel
Angels
Shepherds
Sheep

Wise Men
Stars

Student Stable 'Animals'
Option: Cardboard or Plush Animals

Dress students in appropriate Holy Land costume .
Stars may wear a large posterboard star
around their neck or over their head.



Preschool Participation

Preschoolers are encouraged to respond with enthusiastic reactions. They sing and focus on the story while becoming their character on stage.

'Tis A Gift To Be Simple: Keep participation childlike. Easy songs with familiar melodies like "Away In A Manger" or nursery rhymes work well and are well received by the audience.

Hand Signal Option: Because they are so young, develop a special hand sign to signal it's time to say "I know!" ..or whatever the appropriate group response is. Encourage enthusiasm and repeat the responses as needed.

It may be helpful to have one grown up in the front row who gives the hand signal at the right time and join in with the verbal response.

Rehearse: Encourage the group to speak and sing with enthusiasm. The more comfortable they feel, the better the performance. Preparation eliminates the 'deer in the headlights' look! Practice songs with the group, including leaders and assistants, in the weeks leading to the Christmas program.



Free To Be Three

Preschoolers are delightful on stage no matter what happens. If one or two children cry, comment or run off stage, don't panic. Take time to handle the issue and regroup as needed. The more casual the effort, the better the result. Don't aim for perfection.

Avoid chaos and have fun with your little ones!



Teachers And Assistants

WEE THREE KINGS is the Bethlehem story told by the Story Teller. Preschoolers become the Bethlehem People in the Nativity scene.

Assistants: *The Story Teller needs helpers to keep children in place on stage. Become one of these valued helpers.*



Dress In Costume

Helpers dress in Holy Land costume. Keep it simple. Become people of Bethlehem. If guiding children on and off stage or sitting with them on stage, wear a costume.

If assigned a short speaking part, say it with enthusiasm.

Unless instructed otherwise, read all parts.

Memorization is not necessary.

Sing Along

Teachers and helpers should sing along to encourage student participation. The suggested songs are short nursery rhyme tunes and can be repeated two or three times.

Choose music that is most comfortable for the staff and students. Piano sheet music or CD accompaniment is not included.

The songs can be sung a capella!

On Stage/Off Stage

Keeping children focused on stage is the goal. Let them sit on your lap or place your arms around them as they sit near you. Guide them gently into their position. Teen and adult leaders mixed with little ones is charming and is an excellent way to keep order on stage. Guide children and sit with them. Help with costuming.



Prelude

Play Christmas Carol music as the audience gathers. Choose happy music suited to a children's program. A variety of instruments can be included as available.

Procession

Gather costumed children in an outer room. To keep children calm, it may be desirable to have the audience welcome, introductions, first audience song and offering (*If appropriate*) completed before the little ones enter the performance area.

Dim the lights. Existing holiday lights are left to glow merrily in the background. Leave stage lights, spotlights, twinkle lights shining so The Sweet Storyteller can see.

Children enter the room from the rear and are invited forward by the Story Teller. This provides a dramatic entrance as well as picture taking moments.

On Stage

Place the costumed children on the floor around the Story Teller as they arrive at the stage. At the right time in the program, the Story Teller places Mary and Joseph near the manger, angels in the back, shepherds on one side and wise men on the other side as the story is told.

Scatter angels along the edges. Children dressed as 'stars' mingle with angels. If a few children dress as animals, place them on the floor in the front.

Insert preschool songs at the beginning, middle and end of the program. We suggest song options but you choose music as desired.

Becoming The Story Teller

Become the Story Teller who lets the Bethlehem Story of Jesus unfold by reading the story aloud and by placing specific children in the Nativity scene.



Follow Script Directions

Encourage preschool reaction and sing the songs inserted by the Director. Your own enjoyable, gentle personality as *The Story Teller* will make their participation delightful as you include them in the stage scene. They respond casually at appropriate times. Prompt them as needed. Repeat their responses with them. **Whatever happens....happens!**

Sing!

Guide the children through simple songs. Songs we suggest and include with this event are short, Let the group repeat melodies a couple of times.

The songs can be sung a capella.

Choose several favorite Christmas Carols that the audience sings. Decide where to insert these songs: Beginning and end of the program.

PREVIEW PROGRAM ONLY

The Children!

Assign specific characters to little ones. They do not have speaking lines but become part of the story and visual Nativity scene. All children should be costumed and sing a few songs as desired. **Keep it simple.**

All costumed children sit around the feet of the Story Teller. They stand up and are placed within the Nativity scene when their part of the story is told. Ask each child casually to join you at the story teller's chair. Then place them near the manger on stage.

Follow simple on stage instructions.

Notes:



Wee Three Kings

PREVIEW EDITION ONLY
NOT FOR USE
PLEASE PURCHASE



Are You Following Me?

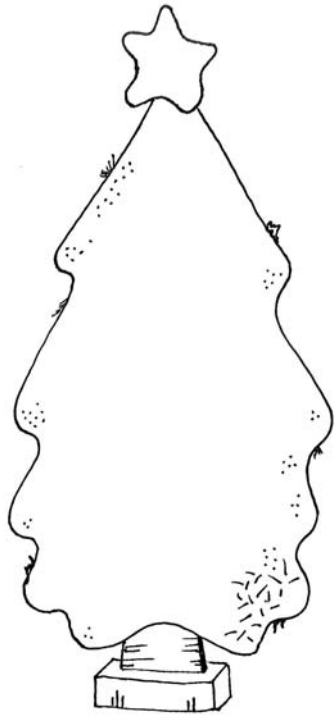


Introduction

The Story Teller Walks Alone To Center Stage.

Stand on stage alone to begin the program.

Children walk from the back of the room when called forward.



Welcome! Merry Christmas! What a privilege to greet you. Our precious little ones are honored to present the story of Jesus' Birthday in Bethlehem. Some of our children are hearing His story for the first time. For most of you "Wee Three Kings" is hearing the Christmas Story AGAIN for the first time. Keep your eyes open and your ears tuned into the simple words in the story that changed history.

"Peace on earth...Good will..." God used words He knew we would long for and sigh over during life. Words even a young child can understand. When we search for other things, we come back poorer, perhaps like the shepherds in those fields. When we first heard the Christmas story as children we had no way of knowing how Jesus would change our lives.

Luke wrote Jesus' story as he heard it told from those who were there. He wanted us to know that God was up to something really big in what He was doing in the world through His Son, Jesus.

God's Good News reverberated through all of God's creation. Angels sang with great joy and wise men bowed to acknowledge the birth of a still wiser king. And those poor, humble shepherds? They got to hear the good news first!

The Child born in Bethlehem doesn't need us to believe in Him. He knew who He was. The child who needs to believe this year, like every year, is the child who still lives inside us. The child whose eyes light up and whose heart warms up when the part about "God loves ME" shows up at the end.

As our children come to tell Jesus' story, please accept their story telling as a small Christmas gift...the first gift of many I hope you will be receiving this year...because...

Isn't it just like God to make a plan come together?



Invite the children to enter
and join you on stage.

Background music may be played.

Arrange the
costumed children
around the Story Teller's chair
on the floor.



Read the story
and place the children
in the Nativity
as you read from
the full script.



“For unto us a child is born.” Isaiah 9:6

A long time ago, in a village far, far away
A baby boy was born.
Hooray!

Now you might think that there are lots
of babies born today.
No big deal.

But THIS baby boy was special.
Help me tell his story.



Jesus was born in Bethlehem of Judea over 2000 years ago.
That is long before you were even
a ‘twinkle’ in your mommy’s eye.

Let’s tell Jesus’ story together.
Stand straight and tall!
YOU are the story today.

Christmas, dear children, is not about trees
and lights and presents.
Christmas is
All about a baby...
All about a boy...
All about God’s Love.





Here is how it happened.
Let's show everyone what
Christmas looked like.

Once there was a girl.

(“Mary” stands alone beside the story teller)

Her name is Mary.
Mary was very young and a little bit shy.
One day an angel visited her.
Yes, he did!

(“Gabriel” stands beside Mary and the story teller)

It was a scarey, wonderful day.
The angel told young Mary she would have a baby boy.
It would be a miracle.
Young Mary, who loved God very much,
Said “Okay. Whatever God wants I will do.”



Joseph loved Mary. Mary loved Joseph.

(“Joseph” stands beside Mary, Gabriel and the story teller.)


They were planning their wedding.
Joseph was puzzled by God's plan.
An angel?
A baby boy?
It seemed weird to him.
He didn't believe it.



Isn't it just like God to make a plan come together?

Gabriel showed up in Joseph's dream one night and said,
"It's going to be fine, Joe. Keep planning that wedding."

Young Joseph, who loved God very much,
Said "Okay. Whatever God wants I will do."



The trip to Bethlehem was long.
Mary and Joseph had to travel there
to sign their names for the government.
Everyone was going to their hometowns.
It was crowded on the dusty roads.

Mary's Baby from God
was going to be born soon.

Joseph was afraid they would not
find a place to sleep.
He knocked on lots of doors.
Everyone said, "No room! Sorry! Filled up!
Go someplace else!"
It was downright discouraging.

But...Isn't it just like God to make a plan come together?



The last place Joseph saw
was a tiny inn on the edge of Bethlehem.
The Innkeeper opened the door.

(“Innkeeper stands next to story teller.)

This is where our Jesus story gets interesting.
Instead of saying, “Get lost”,
the Innkeeper said,
“I don’t have any rooms left
But I do have a corner out by the animals.
Follow me.”



And that’s how Mary and Joseph ended up
having God’s baby boy, Jesus,
In a dark stable with animals all around.
It was a very exciting night.
Jesus was born in that stable.
Jesus was so tiny that He fit quite nicely
Into the manger – filled with soft hay, a feed dish for animals.

(Lead Mary, Joseph, Innkeeper and a few animals to the empty Nativity scene. Place them in their spots on stage.)



That looks perfect!
Mary, Joseph, Baby Jesus and animals all around.
Wait! Someone is missing.
Let’s find out who shows up in Bethlehem.



Out on the Bethlehem hillsides were shepherds



(“Shepherds” stand next to story teller.)

And sheep!

(“Sheep” stand next to story teller. Children, cardboard versions, plush)


It was a lazy night.
The stars were shining.
The sheep were sleeping.
The shepherds were watching.

Suddenly!
An angel showed up!
It’s true! God’s very own angel!

(“Gabriel”/costumed angel stands next to story teller.)

The shepherds were very surprised!
After all, who sees angels on a lazy night?
They fell down, scared out of their wits,
until the angel said,

“Don’t be afraid”.
And the shepherds perked up.
“I have wonderful news for you and all
the people.
...all over the world!



A Savior has just been born in the City of David,
(that's Bethlehem)

A Savior who is Messiah and Lord.
Here's your clue.
Look for this...

A baby wrapped in a blanket and lying in a manger."

The shepherds were amazed
when bunches of angels showed up.
They were all over the place!
They were singing God's praises!

(As many "angels" as available stand next to story teller.)

They sang an angel choir song, "Glory to God in the highest
and on earth peace and good will to all men."
Well, when their song was done,
the angels headed for heaven.

The shepherds looked at each other.
"What an amazing sight.
We have the directions...
Bethlehem, baby, blanket, manger.
We have to see this thing that happened.
Let's go!

**(Place shepherds in Nativity scene.
Scatter sheep...children or plush animals...in the scene.)**

What a sight to behold!





The shepherds were so excited!
They told Joseph and Mary what the angels said.
Mary just smiled
She kept all these wonderful things in her heart
To tell another day.

That's not all!
The shepherds let loose
on their way back to the hillside.
They told everyone they met
about the angel and the angel choir
And the Baby and the blanket and the manger!
Woo Hoo! What great news!

The best part?
It all turned out just like the shepherds said.
Isn't it just like God to make a plan come together?

This was no ordinary night.
This was God's night.
He loved us so much that He sent His only Son from Heaven
to save all of us from our sin until this very day.


And God knows EVERYBODY loves a baby
So Jesus came to us as a baby boy.
And the angels sang!

(Place all angels around the Nativity scene.)



That should be the end of our happy story.
But...somewhere out east, someplace in the world
There were 'Wee Three Kings'.
Well, maybe not so 'wee' and maybe a few more than 'three'
But for our story there were 'Wee Three Kings'.

(Three Kings stand near the story teller.)



And a Star. A big star!

**(Hold up a large posterboard star attached to a stick.
Hand the star/stick to one of the wise men.)**

And a camel.
There MIGHT have been camels involved.

**(Hold up a large posterboard camel
attached to a stick.
Hand the camel/stick to one of the wise men.)**



And presents.
There WERE DEFINITELY three presents.
Gold (bright and shiny),
Frankincense (priced perfume)
and Myrrh (priced oil).

**(Hold up a large posterboard with three gifts
attached to a stick.
Hand the presents/stick to one of the wise men.)**



The wise men looked up and saw a star.
It seemed to them that the star twinkled a special message:
“What are you waiting for? Are YOU following ME?”
What could they do? They followed that star.
(Place all ‘stars’ around the Nativity scene.)

The wise men adventured into Jerusalem
Where evil King Herod said with a sly smile,
“I want to worship the newborn king.
I want to be happy with you.
Find the baby and come back and tell me
So I can go to worship him too.
Heh, heh, heh.”

Now, this is why the wise men are called ‘wise’,
They said, “We will let you know.”
And they never showed up at the palace again.
Heh, heh, heh.

Isn't it just like God to make a plan come together?

(Place wise men and their signs in the Nativity scene.)

The “Wee Three Kings” met Joseph and Mary.
I bet they held little Jesus in their arms
And told their story about the star and old King Herod.
When the time was right,
they gave their gifts to Joseph and Mary.

(Give gifts on a stick to Joseph.)



There were a lot more adventures
For Jesus and Joseph and Mary
While Jesus lived on earth.

But for this 'not-so-ordinary' night
Jesus was born. That was enough.

The angels sang.
The shepherds showed up.
The Star shined over the Bethlehem manger.
The 'Wee Three Kings' traveled all the way from the east
To meet God's Gift
The King of Kings,
The Savior of the World,
The Lord of Lords,
The 'He Is My Everything',
Jesus, My Friend.

Isn't it just like God to make a plan come together?



Conclusion

After every child is placed in the Nativity scene, pause for a Christmas prayer.

Invite parents to take photos.

Conclude with a Christmas Carol and an invitation to the



KIDS LOVE JESUS CHRISTMAS PARTY.



Kids Love Jesus Christmas Party!

Assign party planning to one small group. This could be a few grown ups hand picked for this purpose or a Sunday School Class.

Parents of preschool children may set up the party area before the program begins.

Offer delicious desserts, background Christmas music and casual fellowship.



Preparations Before Party Day

Menu: Prepare a Christmas Cake. Ask people to bring their favorite Christmas dessert to share. If this is a Sunday morning event, consider serving a Continental Breakfast including doughnuts, orange juice and coffee. Provide a variety of beverages.

Seating: Decide the best arrangement for seating depending upon the size of the anticipated gathering. Position tables and chairs. Serve buffet style with guests moving around the room to chat. Place a few chairs in small circles throughout the area for small group conversation.

Music: Fill the air with Christmas music. This could be live music performed by local church/school musicians or favorite CD performances.

Centerpieces: Cover tables with Christmas colored coverings. Make each centerpiece using Nativity figures. Add candles and greenery.



Preparations On Party Day

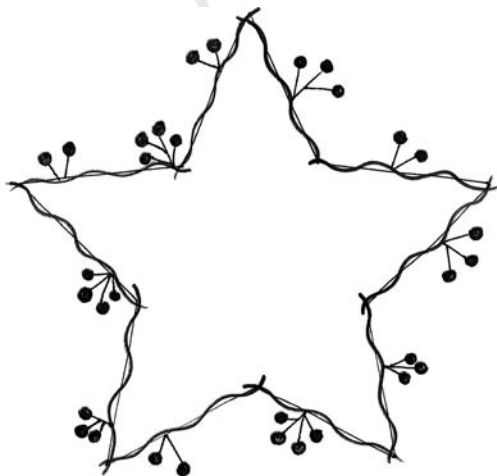
Decorate the serving table and guest tables. Plug in the coffee pot and put tea water on to boil while the program is in progress. Set out desserts, cream and sugar. Make your favorite Christmas Punch and place on a nearby serving table.

During The Party

Assign people to serve desserts, pour beverages and refill creamers as needed. Greet guests cordially as they wait in the serving line. Move around the group to be sure everyone feels welcome. Find seats for those who may not be familiar with your church. Introduce people. Enjoy the program participants as they mingle.

After the Party

Don't forget! The party is not over until clean up is complete. Ask everyone to help with dishes, removing tables and chairs and sweeping the area clean.



*Go home knowing
you have been a good
and faithful servant.*

*If your Christmas Tree
is not trimmed,
You have a lot to think about
while you decorate!*

