



*Sweet  
Temptations!  
&  
Creamy  
Spring Banquet*

*○ Taste and See  
That The Lord  
Is Good.  
Psalm 34:8*



*Sweet*

*Temptations!*

PREVIEW PROGRAM ONLY

NOT FOR USE

*A Creamy Spring Banquet*

PLEASE PURCHASE

*“Oh Taste And See That the Lord is Good!”*

*Psalm 34:8*



Caution!

Open  
At Your Own Risk....

REVIEW PROGRAM ONLY  
NOT FOR USE  
PLEASE PURCHASE

Sugar and Spice  
and Cupcakes  
Inside!



# How Sweet It Is To Be Loved By You!

How sweet it is to be loved by you!  
I needed the shelter of someone's arms  
And there you were.


I needed someone to understand  
my ups and down  
And there you were  
With sweet love and devotion  
Deeply touching my emotion

I want to stop and thank you, baby.  
I want to stop and thank you, baby.  
Yes, I do!  
How sweet it is to be loved by you!

Lyrics: Holland, Brian/Dozier, Lamont Herbert/Holland, Edward, Jr.







# Sweet Temptations!

## A Creamy Spring Banquet

*"O Taste and See That The Lord is Good."*

Psalm 34:8

**Spring: (noun)** *the season of the year between winter and summer, the earliest or freshest time of something as in spring flowers, fresh breezes and banquets!*

Treat your gals to a sweet evening featuring the delightful cupcake! Celebrate this tiny confection in all its' glory. From the first moment your banquet team plans this spring banquet until the last crumb is swept from the floor, 'Sweet Temptations' captures the imagination of every girl from three to ninety three!

**Sweet Humor.** *We understand the importance of following a nutritious diet and eating in moderation. Let everyone know they can return to healthy lifestyles tomorrow! For this one event, wave the 'wand' that eliminates calories and give everyone permission to enjoy a unique food experience.*

**Lifetime memories.** Inside every gal is a heart that loves a delicious cupcake. The best of life offers one simple moment when soft cake and creamy frosting mix to create a decadent treat that can be 'walked off' later...much later!

*Oh! And the best part of this Spring Banquet is the formal program reminding Christian gals of the sweet delight Jesus adds to our lives.*

It's Spring! It's Time for Banqueting!  
How sweet it is to be loved by.... You!



*Index*



Introduction..... 1-4  
Index..... 5  
Very Important: Techy Information..... 6  
Seeking Sweetness Plans..... 7-10  
Sparkling Special Speaker..... 11-12  
Publicity..... 13-14  
Decorating-And Everything Nice..... 15-21

And So We Begin-Sweet Temptations Party..... 22-24  
Welcome..... 25-27  
Sugar and Spice...and Veggies Are Nice..... 28-35  
Cupcakes Galore..... 36

Music-Sing That Sweet, Sweet Song of Salvation..... 37-41  
Sweet Keepsake-The Printed Program..... 42

Welcoming The Guests..... 43-45

Sweet Temptations A Creamy Spring Banquet..... 46-48

Pre-Dinner: Love? I'd Rather Fall In Chocolate..... 49-50  
After Dinner: Sweet Nothings-It Doesn't Matter..... 51-52  
Keep Calm and Eat A Cupcake..... 53-54

The Sweetest Advice..... 55-56  
The Sweetest Animal..... 57-58  
The Sweetest Years..... 59-64  
The Sweetest Friend..... 65  
The Sweetest Song..... 66-68  
The Sweetest Sentence..... 69-70  
The Sweetest Temptation..... 71-72

Sweet Endings-Goodnight Sweetheart, Goodnight..... 73-74

PREVIEW PROGRAM ONLY  
NOT FOR USE  
PLEASE PURCHASE



\* \* \* \* \*

\* \* \* \* \*

## Very Important: 'Techy' Information!

IF PURCHASING *TICKLED PINK*  
AS AN INSTANT DOWNLOAD,  
PLEASE NOTE ~

**YOU WILL DOWNLOAD  
ONE PRINTED MASTER COPY OF THE PROGRAM.**

THE FILE DOES **NOT** SAVE TO YOUR HARD DRIVE.  
DO NOT WRITE ON  
THE ORIGINAL MASTER COPY!!!!  
MAKE ALL PRINTED COPIES  
FROM THE DOWNLOADED MASTER COPY

**This is a ONE TIME ONLY Instant Download.**

Some churches enjoy memorization and others avoid it. Except for young non readers, read all parts. If your church is fond of memorization lead time must be longer and more intense rehearsal is necessary.



### COPYRIGHT INFORMATION

Print all pages needed for your local church using your local copier. Make as many copies of each page as needed for personal use. Do NOT give this program to any other church or group. Instead, give interested folks our order form, address and toll free telephone number (1-888-236-5433). CLOSE ENCOUNTERS MINISTRIES will continue production of exciting, inspiring Christian programs at low cost to churches across the USA and Canada. All Rights Reserved-Copyright protected.



## Seeking Sweetness!

“Cupcakes are proof  
that God wants us to be happy!”



*“How sweet are your words to my taste,  
sweeter than honey to my mouth!”*

Psalm 119:103

Follow our tips and add your creative touches to make ‘*Sweet Temptations*’ a unique event that will be remembered for years. Manage arrangements and then develop the deliciously delightful cupcake theme.

PREVIEW PROGRAM ONLY  
NOT FOR USE  
PLEASE PURCHASE

### A Banquet

A banquet is a party with food as the main attraction. Add a short program, a speaker or entertainment. The occasion is comfortable and social. The most popular tradition is the Mother and Daughter Banquet. There are other occasions when banquets are enjoyable. Ladies evenings, women’s programs, holiday gatherings, annual retreats, summer picnics and even father and child banquets.

### An Informal Gathering

A party is a fun and games event where people mix for sparkling conversation, good food and laughter. Parties tend to be informal and hosts do not go to extra trouble to decorate.

While party games were once wildly popular, there are groups who do not enjoy a lot of organized activity. It should be a highly enjoyable experience. The activities should fit the needs of the guests.





Sometimes parties do not have to be planned at all. A larger party requires good planning to handle the program, publicity, decorating, welcoming, refreshments and clean up. Delicious refreshments are offered and you know you have a great party if you had a chance to create your own fun and remember the event fondly.

## *Pay Attention to Details*

Often it is the smallest detail that makes the biggest impression. Wild flowers on a table, small table gifts for each guest, background music, greeters at the door and other thoughtful gestures make individuals feel welcome, special and pampered.

## *Practice Christian Hospitality*

In the middle of a fun activity, people should be growing in their understanding of the Lord. Everyone should be giving affection and receiving love from other Christians in the family of God. Begin friendly conversations, avoid gossip or mean spirited comments.

## *Set Realistic Goals*

What do you want to see happen during the two hours your guests are with you? Be specific! Plans in this workbook are complete. However, you may have more fun if you adapt details to fit your needs. Add creative ideas and change any activities as desired.

## *Organize*

Follow our suggestions adding your own creativity at the beginning of the planning process. Write down exactly what will happen and when jobs must be completed. Do not leave organization to the last minute.



## *Work With A Team*

Choose a small leadership team to complete advance arrangements. The team may be as few as two or as large as ten or more.

Divide tasks between team members and trust them to complete their tasks. While leadership may be divided, one person should be in charge to keep the whole affair moving smoothly.

## *Purchase Supplies As Needed*

Decide what the banquet budget is and stay within the limit. Keep expense records. Use the church tax exemption number.

## *Practice A Positive Approach*

Maintain a light and happy atmosphere during the planning process. If your attitude is right the rest of your team will catch the spirit. After all, this is a party!

## *Pray!*

Pray for the event, the team and the guests. Pray as a team. Take each detail before the Lord and then-Relax!

## *Set Up*

Provide adequate time to set up tables, decorations, props, food and other items necessary for the banquet. Reserve the church for the entire day. There may be situations when room arrangements must take place a day before the party.



## *Say Thank You*

The behind-the-scenes team is the core of this event. Take time to write thank you notes, call and give small thank you gifts. Recognize your team publically at the banquet.

## *Clean Up*

When the event is over, clean up begins. The party is not complete until the church is in order. Encourage the team to remove their props immediately. Stay to help with kitchen clean up.

*Notes:*

PREVIEW PROGRAM ONLY  
NOT FOR USE  
PLEASE PURCHASE

*“A balanced diet is a cupcake in each hand.”*

*~ Lois Kaufman*



# Sparkling Special Speaker

## “I’m here for the cupcakes!”

*“I will boast of all His kindness to me.”*

Psalm 34:2

### Invite A Speaker

By all means invite a guest to share inspirational thoughts. When scheduling a speaker, consider reducing program segments this program provides that are best performed by the guests themselves. The speaker should conclude the evening festivities.

PREVIEW PROGRAM ONLY

### The Perfect Person

A good speaker makes a faith connection with the specific group. Choose the speaker from a list of possibilities suggested by friends, relatives, pastor, other churches, community groups or national organizations.

### Consider The Cost

Ask the speaker if she has a set fee. If not, give a generous monetary gift including traveling costs. Think about the time they invest in preparation, travel and presentation.



## Specific Instructions

Send a letter, make a telephone call and stay in contact through the internet. Include information like highway directions, arrival time and place, group size, time limit, lodging information and other personal details.

*Tell the speaker the type of program and details of what you would like her talk to include. Continue to make contact periodically until the speaker leaves home to travel to the event.*

## Care and Feeding

Be aware that it is disquieting for a speaker to enter a room of strangers, be expected to speak about personal and spiritual issues and leave still feeling as if everyone is a stranger.

*Assign a pre-arranged hostess "friend" to handle introductions, sit and converse with the guest at dinner to give the speaker a sense of belonging.*

The banquet budget should include payment of all expenses from the time the speaker leaves home until she returns. If more meals are required, host or pay accordingly.

## After The Banquet

Pay promptly. Stay with the speaker until she leaves to return home. Thank that person from your heart and always follow up with a handwritten thank you note!







## Publicity!

*“If not for Cupcakes,  
there would be no control top pantyhose  
and a whole industry would be devastated!”*

*“Go into all the world  
and preach the good news  
to all creation.”*

Mark 16:15

Because you make the effort preparing a lovely event, filled with fun, fellowship and fantastic food, go the extra mile to publicize. Let's face it, you need enthusiastic guests so do your best to convince them it will be a unique experience in fine dining and entertainment.

### *It's All About Details*

Invitations, posters, registration forms, programs, handouts and centerpieces should all relate to your theme. Use the same colors, scripture, picture or logo on every piece of publicity.

## *Invite Every Gal!*

Send invitations. If a community wide event is desired, place posters in local restaurants, business offices. Insert invitations in the weekly worship folder and in the monthly church newsletter.



Don't forget...One of the best places to put posters is in the Ladies Room at church and in community businesses. If a local business hesitates to put another poster in their window, suggest their ladies room as a great "out of the way" place!

## *Create Buzz!*

Involve lots of people in the planning stages. They don't have to be on the team but delegate tasks or small parts. Ask as many people as possible to participate in the formal program.

No memorization! The benefit? Everyone who is involved will attend and will be more likely to talk about the event and invite others. Many hands make light work. Cut stress with more help.

PREVIEW PROBABLY ONLY  
NOT FOR USE  
PLEASE PURCHASE

## *Even More Fun!*

Let guests know prizes will be awarded for various games. Enjoy the company of friends.

## *Be Creative!*

If the banquet is around a holiday like Mother's Day, advertise the event to men of the church that this is a great Mother's Day gift they can give their wives and mothers. Find creative ways to make your banquet a "gift" to the women and girls who want to attend.



Decorating...



...And Everything Nice!  
“A Little Sugar Bubble!”

*“Finally...whatever is...lovely—think about such things.”*  
Philippians 4:8

Create a simple, sweet, colorful room filled with sugar and spice, cupcakes and flowers. Guests should immediately see and feel the sweet theme. Discuss decoration at the beginning of the planning process. We give many suggestions to get you started but trust your own creativity and make your ‘Sweet Temptations’ banquet amazing!

Choose The Best and Leave The Rest!

PREVIEW PROGRAM ONLY  
NOT FOR USE  
PLEASE PURCHASE



How Complicated Is This Going to Be?

This spring banquet can be as simple or involved as desired. Give the artistic, visually creative people the responsibility to turn the room into a work of sweet cupcake art. If no one comes forward, decorate simply at each table. You cannot go wrong! Make it fun!

What Should Be Decorated?

Decorate tables with cupcake centerpieces and sweet related items. Consider decorating the welcome table, entry door, stage area and each corner.



## Tasteful Elegance

Remember that less is more. Do not clutter any area with an overabundance of cupcake 'stuff'. Choose a few unique accessories to make the tables and room come to life.

*'Sweet Temptations..A Creamy Spring Banquet' is based on the sugar and spice that girls of all ages feel when they want to be their most feminine self. Decorate to reflect the sweetness of emotion.*

## Decorate With Cupcakes

Everything in the room, from table decorations to displays to staging should revolve around a cupcake theme. Individual events will look different depending upon the items available for display.

The most fun is when guests arrive and the cupcake theme comes to life with color, music and table elegance. Allow guests to move from table to table to view the decorations before they are seated.

## Simplicity

Keep it simple and your task will be easier and the result a delight to the eye. Know the space available and set up accordingly. Use color, sparkle and light to its' best advantage throughout the area.

## Tables

Choose the same centerpiece for each table or use a variation of the theme from table to table. Consider colors based on items available.



**COLOR:** Choose pale pink for a sweet confection color or white for a basic foundation. Print programs in the same color or a complimentary color. Add sparkle with white candles, pink and white balloons, crystal glasses and large white napkins.

**SPRINKLES:** Feature the cupcake scene by scattering real sprinkles along the center of each table. There are many choices available in local grocery stores.

**BEAUTIFUL TOUCHES:** Make tables interesting by adding small personal touches that catch the eye. It could be antique crystal candlesticks, Victorian styled teapots, small table lamps, ribbon, elegant figurines, decorative ceramic jewelry boxes, unique antique baking items, table clocks, small baskets or live flowers.

**FORGET THE CLUTTER:** Use items sparingly. Guests may wander from table to table to see everything. Don't try to do it all on each table!

PREVIEW PROGRAM ONLY  
NOT FOR USE

## Centerpieces

'Sweet Temptations' is an evening visually designed around the eye catching, luscious cupcake. Inexpensive and lovely, these little treats become the centerpiece of a fun theme.

**CUPCAKE TOWER:** The centerpiece of each table can become dessert! Inexpensive cupcake stands can be purchased locally and usually hold at least 12 cupcakes. These popular stands are also available on various web sites in several different designs.

*Instead of buying wire cupcake stands, choose three gift boxes that stack upside down like a tiers. Wrap each box in white paper (or color of your choice) and glue matching ribbon around each box. Add a bow to each ribbon. Place cupcakes on each level. There should be at least one cupcake per person sitting at the table.*





**GIANT CUPCAKE:** Delight each table with their own giant cupcake to be divided among those seated in the area. Check online for these large cupcake cake pans and decorate the finished cake as desired.

**CHEF HAT:** Consider displaying simply made chef hats with several pastel balloons attached.

**Supplies:** White poster board, white tissue paper, tape, paper clips.

**How To:** Start with a band of white poster board 26 inches long and 3 ½ inches high, and 3 sheets of 20 by 30 inch white tissue paper. Fold each sheet in half the long way.

*Gather and tape one of the short sides of each sheet along the hat band, overlapping the sheets slightly.*

Curl the band tape side out. Gather the tissue at the top, taping it tightly together. Cut off the extra tissue, remove paper clips holding the ends and turn right side out. Reattach the paper clips, puff up the tissue and enjoy!

Check out [www.designdazzle.blogspot.com](http://www.designdazzle.blogspot.com) for instructions and online photos in the cupcake party segment.

## Banquet Room

Trim the larger space with sweet details that may include white twinkle lights wrapped in pastel tulle (netting) and draped in visible areas.

Add 'sweet' sayings on hand printed signs, edged in paper doilies, tipped at various angles on all walls:

HOW SWEET THE SOUND OF JESUS' NAME  
'TIS SO SWEET TO TRUST IN JESUS  
IN THE SWEET BYE AND BYE



SWEETIE PIE-HONEY BUNCH!  
FROST A CUPCAKE, SPREAD LOVE!  
JUST DESSERTS!

KEEP CALM AND EAT A CUPCAKE!  
SUGAR, SUGAR!  
CUPCAKES TODAY~DIETS TOMORROW!

IT'S ALL ABOUT THE CUPCAKES!  
HEART, SOUL AND CUPCAKES!  
FRIENDSHIP IS A SWEET BLESSING!

Got 'artsy' gals? Ask them to make giant posterboard cupcakes to attach to the walls. Maintain the pastel color theme.

Enlarge our pattern or design your own!

Cupcake Wall Stickers: [www.amazon.com](http://www.amazon.com) Offers lovely, peel and stick wall decals. Other sites and stores have them too. Have fun!

PREVIEW PROGRAM ONLY  
NOT FOR USE  
PLEASE PURCHASE

## Art Supplies, Decorations, Small Gifts

Check craft shops, party stores, discount stores and rummage shops. Make table decorations, programs and table gifts. Check the internet for affordable items.

*Cupcake stickers, cupcake bags, aprons, shirts, gifts are available at any price point. Have fun searching for the perfect accessories!*

**Creative Table Favor and Dessert:** Make cupcakes and display them at each place setting in old teacups and saucers. These old cup and saucer sets can be found in Good Will Shops, Salvation Army and donated by friends. To make the many varieties of cups and saucers



look similar, attach a large bow in the main color of the banquet to the handle of each cup. The cup and saucer become the take home favor of the event.

*Option: Place each dessert inside a clear glass canning jar. Trim the top of each jar with a ribbon and bow. Tuck a fancy chocolate lollipop into each ribbon. Take home gifts are always a popular 'ooo-ahh' factor for any banquet!*

**Door Prizes:** Ask businesses and restaurants to donate gifts or gift cards. Buy dollar items like picture frames, note holders, lamps, cosmetic bags, pill organizers, key chains, potted plants, candles and costume jewelry to give away if playing table games. Don't forget to provide something fun for the littlest gals....stuffed animals, coloring books or fingernail polish!

### Catalog Stuff

Check out Oriental Trading Company. They offer a wide variety of wonderful gifts, decorations and supplies for cupcakes!  
[www.orientaltrading.com](http://www.orientaltrading.com)

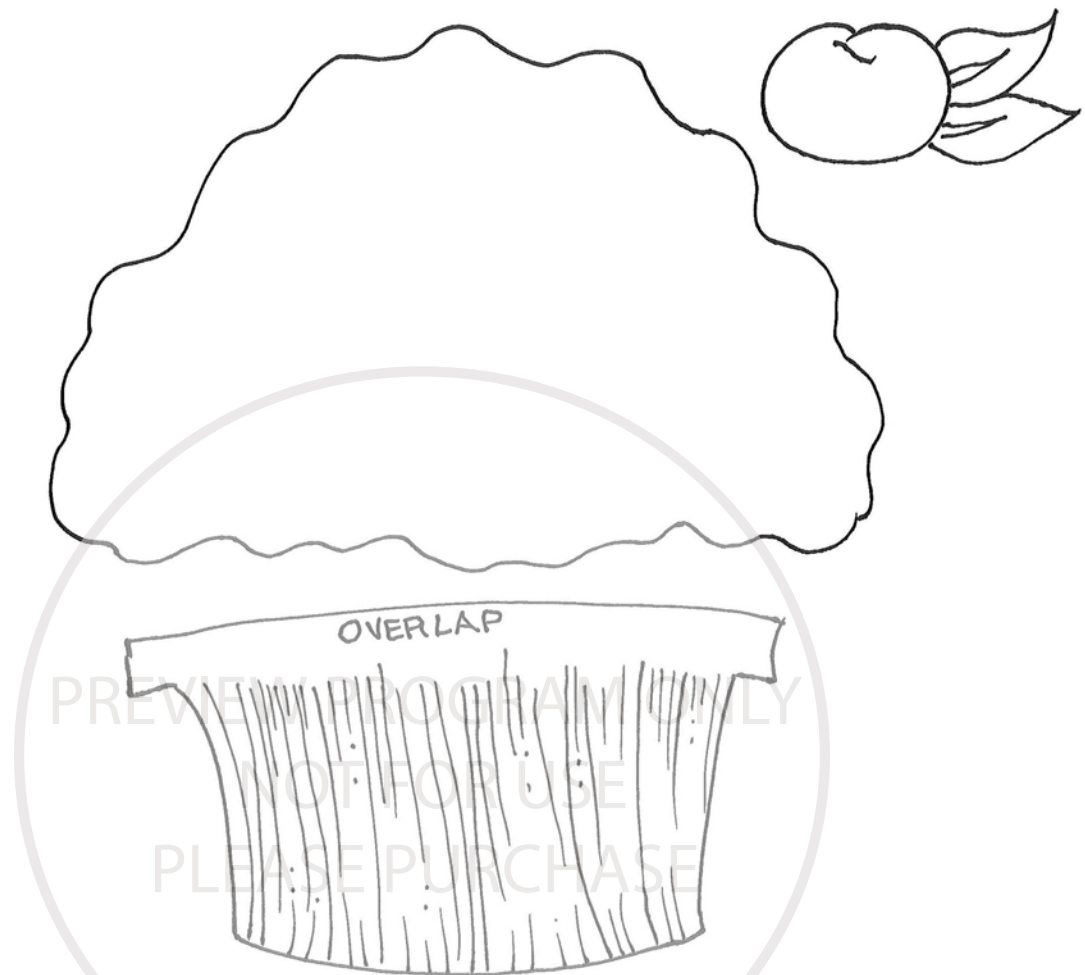
Cupcake accessories also available at [www.curentcatalog.com](http://www.curentcatalog.com)



“God grant me the serenity to accept the things I cannot change; courage to change the things I can; and the wisdom to eat a cupcake.”

(With apologies to Reinhold Niebuhr)





Design wonderful cardboard cupcakes for the walls by enlarging this pattern in separate pieces. When colored, overlap the pieces and attach to surface.




And So We Begin....

## Sweet Temptations

“My soul has had enough chicken soup.  
Now it wants cupcakes.”

*“My soul will be satisfied with the richest of foods;  
with singing lips my mouth will praise you.”*  
Psalm 63:5



Consider crowd psychology. No one enjoys going to a party where everyone remains a stranger, little conversation occurs and a subdued mood becomes awkward. Everyone enjoys an event where people are talking and laughing, light and temperature are controlled, music sets the mood, strangers are just new friends and tables are inviting.

PLEASE PURCHASE

When the First Person Arrives,  
The Party Has Started

Greet guests cordially, give name tags and direct them to the party area. Encourage guests to browse as the crowd gathers. They may take a look at table decorations. Help them choose a seat or find their assigned table. Point out rest rooms and conveniences. Keep guests out of the kitchen!!!





## *Get Acquainted*

Put people at ease with hospitality and smiles. Help them get acquainted with simple table activities. Place conversation starters under each plate. Scatter pens or pencils and place paper puzzles or short games in obvious places so guests can work together to win a table prize.

## *Getting Together*

Help the guests "sense the whole". Enthusiastic group singing encourages togetherness. Play a few table games as ice breakers.

PREVIEW PROGRAM ONLY  
NOT FOR USE  
PLEASE PURCHASE

## *Small Groups*

Place guests in small groups and offer opportunities to make more intimate contact with others. Devise an activity that could be done in pairs or fours. Dividing by birth months is an effective way of creating smaller groups across all lines: age, race, sex.

## *Alternate The Pace*

Some activities might be interactive and some quiet. Have some activities requiring a mental challenge with pencil and paper, group skits and sometimes activities for the whole group.



## Build Toward A Conclusion

Complete exciting activities just before dinner and continue the fun after the meal. Add spiritual and inspirational thoughts near the end.

## Close With A Whole Group Activity

Do not end the evening with food. Instead, bring everyone together with a whole group activity. It could be singing, listening to a story, letting people tell what they enjoyed or an inspirational spiritual closing with a serious skit or talk, songs, hymns, praise choruses, sharing and a benediction featuring a fellowship prayer circle.

## Clean Up

Leave the church much cleaner than you found it. Often those enjoying the fun are asked to help clean up. That can be fun and don't forget, "Many hands make light work".

*Tip: Keep the music playing through clean up. Take a moment to sing and dance with other workers!*

"Nobody's last words were 'I ate too many cupcakes.'"  
~ Evelyn Beilenson

# Welcome!

“The cure for anything  
is a cupcake  
and a cup of tea.”



*“He who is of a merry heart has a continual feast.”*

Proverbs 15:15b

Greet guests to “Sweet Temptations...A Creamy Spring Banquet” in a separate area. Serve a delicious chilled punch while guests gather, coats are removed and table seating is confirmed.

*Make this a delightful formal treat by serving the delicious cold beverage in crystal punch bowls with crystal cups. Consider serving mini cupcake appetizers on beautiful plates. Add color coordinated beverage napkins.*

Play soft background music as guests arrive. Encourage them to enter the banquet area where they move from table to table and enjoy the decorations and staged displays.

## Raspberry Sherbet Punch

3 cans Hawaiian Fruit Punch  
1 liter 7 Up or Ginger Ale  
½ quart raspberry sherbet

Mix above ingredients and place in a punch bowl. Add a frozen ice ring made of Hawaiian fruit punch. This punch can also be served by placing a scoop of sherbet in a punch cup and pouring the combined punch and 7 UP over it. Easy to make! Crowd Pleaser!



## Cupcake Appetizers

Introduce guests to the cupcake theme by offering an appetizing delight served in cupcake liners. Choose appetizers that fit your group. Because guests may be standing while juggling a beverage and appetizer, prepare finger foods.

Use one of our suggestions or create your own appetizer.

### *Fresh Fruit 'Cupcake'*

Choose a variety of fresh fruits cut into small portions and placed in a doubled cupcake liner. The best fruit can be picked up with fingers for easy eating. Include a mixture of apple slice, cherry, diced cantaloupe, mini pineapple slice, banana, strawberries, blueberries.

Yummy Fruit Dip: 8 oz. Whipped Topping, 3 oz. Cream cheese, 7 oz. Marshmallow creme. Spoon into bottom of liner and fill with fruit.

### *Nuts And Bolts Party Mix 'Cupcake'*

2 C. Corn Chex      2 C. Rice Chex      2 C. Cheerios  
2 C. Thin pretzels      2 C. Blanched peanuts  
3 T. Salad oil      10 T. Butter      4 T. Worcestershire Sauce  
½ t. seasoned salt      ½ t. garlic powder

Oven: 225 degrees In baking dish, mix cereals, pretzels, peanuts together; set aside. On medium head blend oil, butter, sauce, salt, garlic until butter is melted and spices are blended in. Pour seasoning mixture over cereal mixture and stir until completely coated with seasoning.

Bake 1 ½ hours, stirring every 20 minutes to make sure it does not burn. Remove from oven and cool completely before storing in an airtight container. Fill doubled cupcake liners with individual portions of the Party Mix before guests arrive.



### *Crunchy Veggie Cupcake*

Cut mini celery, cucumber slices, broccoli, cauliflower, asparagus, dilly beans and carrot sticks that fit into doubled cupcake liners. Spoon Ranch Dip into the liners before placing veggies on top. Choose veggies that can be cut into small pieces for easy dipping.

### *Ham and Turkey Roll Up Cupcakes*

Roll deli ham and turkey and place upright in ranch dip with parsley or celery tops for garnish.

### *Shrimp Cupcake*

Spoon cocktail sauce into liner and place one shrimp on top. Option: For children, consider one chicken nugget on top of ketchup.

### *Fish Stick Cupcake*

Tartar sauce and one fish stick cut in half with carrot stick and mini dill pickle slice.

### *Mexican Cupcake*

Fill cup with refried beans, shredded lettuce, diced tomatoes and top with sour cream. No spoon, just dip with the taco chips.

### *Pretzel Cupcake*

Mini pretzels with mustard sauce.

### *Boneless Cupcake*

Spoon a little bit of BBQ Sauce into liner and top with one or two boneless chicken wings.

### *Chili Cupcake*

Spoon Chili and top with two Ritz Crackers. Sour cream on top.





Mmmm, Good!



## Sugar And Spice ..and Veggies Are Nice!

*“If you must eat vegetables, have a carrot cupcake.”*

Lois Kaufman

*“Also my bread that I gave you—I fed you with fine flour  
and oil and honey—you set before them for a pleasing aroma;  
and so it was, declares the Lord God.”*

Ezekiel 16:19

The menu is the most important detail of the banquet event. Choose food your group enjoys and will remember fondly! We make suggestions but you know your group best.

Plan Accordingly!

Feature the Cupcake!

Plan the menu and assign a kitchen team to prepare the meal. Since this is a special event for the gals, it doesn't seem fair to ask them to cook their own party food. Ask the men of the church to cook and serve or consider local caterers! Ask a local Boy Scout troop to help. They often look for community projects.

## What Should We Eat?

There are food options that are delicious and appropriate. We'll give you a few ideas to get you started. Consider the cost, the theme, the effort involved to make the food and the tastes of the group.

Sometimes it is appropriate to design a separate menu for the children under age 12. If so, be sure to let people know when they are making their reservations.



*Chicken*

Cream of Broccoli Soup  
Baked Stuffed Chicken Breast  
Mashed Potatoes  
Vegetable of Choice  
Cornbread Muffins/Butter  
Tossed Salad/Dressing  
Dessert: Cupcakes

*Pork*

Won Ton Soup  
Roast Pork or Stuffed Pork Chops  
Rice Pilaf  
Vegetable of Choice  
Muffins/Butter  
Tossed Salad/Dressing  
Dessert: Cupcakes

*Beef*

Beef Broth Vegetable Soup W/Shredded Cheese  
Swiss Steak and Mushroom Gravy  
Hot Buttered Noodles  
Vegetable of Choice  
Cornbread Muffins/Butter  
Tossed Salad/Dressing  
Dessert: Cupcakes

*Fish*

French Onion Soup W/Cheese  
Light White fish: Haddock and Tartar Sauce  
Baked Potato With Sour Cream and Butter  
Vegetable of Choice  
Dinner Rolls/Butter  
Tossed Salad/Dressing  
Dessert: Cupcakes

PREVIEW PROGRAM ONLY  
NOT FOR USE  
PLEASE DO NOT REPRODUCE



## Children's Menu Choices

Sometimes children do not enjoy the delicious foods adults anticipate eating. Consider an optional Children's Dinner Menu at a lesser cost.



### Children's Menu #1

Chicken Nuggets W/Ketchup  
Jello Cubes    French Fries  
Cold Drink    Dessert

### Children's Menu #2

Hamburger on Toasted Bun W/Ketchup and Pickle  
Macaroni and Cheese    Celery Sticks  
Apple Slices    Cold Drink    Dessert

### Children's Menu #3

Hot Dog on Bun - Choice of Toppings  
Tater Tots    Fruit Cup  
Cold Drink    Dessert

*Practice random acts of kindness.*

*Make the world a better place,  
one cupcake at a time!*



## Cupcake 'Crazy' Menu

Here is a great Meatloaf Cupcake Recipe that is fun to make and fun to serve as a main dish on each plate! There are many meatloaf cupcake recipes online so 'Search'!

Of course, you can make your own favorite meatloaf!

### Meatloaf


- 1 t. olive oil
- 1 C. Finely chopped onion
- ½ C. Finely chopped carrot
- 1 t. dried oregano
- 2 minced garlic cloves
- 1 C. Ketchup, divided
- 1 ½ pounds ground beef, extra lean
- 1 cup bread crumbs
- 2 T. Mustard
- 1 t. Worcestershire sauce
- ¼ t. black pepper
- 2 large eggs
- Cooking spray

### Mashed Potatoes

- 4 cups cubed peeled Yukon gold potatoes (about 2 lb.)
- ¼ C. Milk
- ¼ C. Sour cream
- 3 T. Butter
- ½ t. salt
- ¼ t. black pepper

### Garnish

- 3 T. Chopped chives
- 4 pieces cooked bacon...chopped



Preparation

Oven: 350 degrees.

Heat olive oil in a large nonstick skillet over medium-high heat. Add chopped onion, chopped carrot, dried oregano, and minced garlic; sauté 2 minutes. Cool.

*Combine onion mixture, 1/2 cup ketchup, and the remaining ingredients except cooking spray in a large bowl. Spoon the meat mixture into 12 muffin cups coated with cooking spray. Top each with 2 teaspoons ketchup. Bake at 350° for 25 minutes or until a thermometer registers 160°. Let stand for 5 minutes.*

POTATO FROSTING: While the meatloaf is cooking, make the mashed potatoes. Place potato in a saucepan; cover with water. Bring to a boil; cover, reduce heat, and simmer 10 minutes or until tender. Drain. Put potatoes into a ricer for best results. Return potato to pan. Add milk and remaining ingredients; stir with a spoon to desired consistency. If they are not creamy enough for you, add up to 1/4 cup more milk - although they need to be stiff enough to pipe on top.

Put the potatoes into a pastry bag with a wide star tip and pipe the mashed potatoes on top of the meatloaf. Sprinkle with bacon crumbles and chopped chives.

### Mashed Potatoes and Gravy

Make mashed potatoes and place one hot, steaming scoop on each plate. Place a pat of butter in the center and one scoop of gravy. This gives the appearance of a cupcake without a liner!

### Vegetable Frittata Cupcakes

12 eggs            salt and pepper  
3 T. Olive Oil      2 C. Diced Onion  
2 ½ C. Chopped zucchini  
2 ½ C. Chopped yellow squash  
2 diced red peppers  
2 C. Diced broccoli      2 C. Diced cauliflower



Oven: 350 degrees. Beat eggs with salt and pepper. Heat large skillet and add olive oil. Add onion, zucchini, squash, peppers and cook until vegetables are soft but not brown. Remove from heat and stir in broccoli.

Spray a 12 cup muffin tin and fill each cup halfway with the vegetable mixture. Pour in the beaten egg filling each cup to the top. Sprinkle each with some of the cauliflower. Bake in oven until it is set in the center, about 25-30 minutes. Serve hot.

## *More Main Meal Ideas*

### *Cupcake Shapes*

Using the simple cupcake shape works well for many entrees that look great on a plate. Think about meatloaf styled mixtures that include turkey, ham and pork in single servings. Top with mashed potato frosting or serve potatoes separately and top the meat with shredded cheese and/or shredded carrots, parsley or other attractive garnish.

It may be possible to serve the meal as a buffet and provide several entree choices. Two to three choices should be sufficient for the main meal.

## *Strawberry Sparkle Cake*

Think about making one delicious cake for table centerpieces. This recipe is amazing and should be a hit with most guests. Add a lovely, antique cake server with bow, antique cake plates and a candle to make the table glow.

1 box angel food cake mix (baked)	1 C. Boiling water
1 small package strawberry Jello	1 lb. Frozen sliced strawberries
½ pint whipping cream	2 T. Sugar
	Red food coloring



Make cake and cool completely. Dissolve Jello in water, add frozen strawberries, stirring to break apart. Place cake, widest side down on serving plate. Cut a 1" layer off top of cake and set aside.

Gently hollow out the cake to make a shell to be filled with mixture by cutting within 1" from the sides and 1" from the bottom, gently pulling out the cake and breaking into small pieces.

Mix the cake pieces with the strawberry mixture and pour back into cake shell. Put top back on cake. Whip cream until thick, stir in sugar and food coloring until pink. Spread over entire cake. Decorate with strawberries if desired. Refrigerate at least 1 hour before serving.

## Cake In A Mug



It only takes five minutes or less to make a cake in a mug in the microwave oven. These are popular on many internet cooking forums so look for recipes that are entertaining. If you do not want to serve this, dry ingredients can be given in a mug as door prizes or gifts. Or, print the recipe on the back of the printed program so the guests can try it at home!

1 Coffee Mug    4 T. Flour    4 T. Sugar    2 T. Unsweetened cocoa  
2 T. Whisked Egg (1 egg is too much!)    3 T. Milk    3 T. Oil  
3 T. Chocolate chips (or broken candy bar)    splash vanilla

Add all dry ingredients to the mug and mix. Add the egg and combine well. It gets pretty pasty at this point. Stir in milk and oil. Add chips and vanilla. Stir well.

Microwave 3-4 minutes. It will start to crown over the top of the mug. Don't panic! It will collapse once the heat stops. This cake is still good half an hour out of the oven.







## *Brunch Buffet*

If your gathering is a brunch, use the cupcake theme but place brunch styled foods in the cupcake liners. Consider Egg and Ham with Cheese cups, fresh fruit cups, and french toast cups with syrup.

## *Just Desserts*

If your program is an elegant after dinner evening, consider using every style cupcake desired. From chocolate to spice to apple to whatever your group dreams up will be an event your gals will not forget.

PREVIEW PROGRAM ONLY  
NOT FOR USE  
PLEASE PURCHASE

## *Mug And Muffin*

An afternoon gathering for tea and coffee and delicious muffins is always popular. Consider making several delicious muffin recipes and offering creative toppings to try: honey, real butter, peanut butter, cream cheese and others. Add sweet cupcakes for dessert.

*“Life is short ~ have your cupcake and eat it too!”*  
*Lois Kaufman*



## Cupcakes Galore!

In the buffet of life, friends are the dessert!

Dessert is the *piece de resistance* of this creamy theme spring banquet. Cupcakes are the glorious dessert.



So many choices!

So many options!

1. Bake a wide variety of cupcakes and decorate them with thick, creamy frosting in an array of lovely colors and designs.
2. Choose one or two flavors and decorate them in two pastel colors like pale pink and white.
3. Pick one lovely pastel color, frost all cakes identically and top with a fresh flower petal, small plastic bird (or other party item) or sprinkles.
4. Decide whether the cupcakes will be homemade or provided by a local bakery with that professional touch of frosting.

**HEALTHY OPTION:** Provide simple cupcakes made of angel food cake and topped with strawberries or a small dish of fresh fruit or a similar choice for those who may suffer from diabetes or other health risk. Try to find out before the event if this option is necessary. Sometimes guests will just say 'no thank you'.

Consider a few choices like spice, carrot or a gourmet recipe found online at one of the many cupcake web sites.

Dress the cupcake with an outer wrapper made from a paper doily or uniform wrapping paper and tied with a lovely bow.



Music...

# Sing That Sweet, Sweet Song of Salvation!

*"...Sing unto the Lord a new song..."*

Psalm 147:1

Play pre recorded background music. Non vocals work best mixed with party conversation. Christian CD's, Broadway show tunes, classical music, soft jazz or Disney music. Excellent Christian jazz and Christian Big Band music is available online.

*If your community has amateur/professional musicians willing to perform, ask them to be part of the festivities. Think about asking a violinist, guitarist, harpist, pianist or ensemble to perform as guests arrive and as they enjoy dinner.*

Sing fun songs and Christian choruses after dinner.  
Ask a pianist to accompany the group.  
Choose familiar songs.

## Praise and Worship Songs....

Sing a few contemporary Praise and Worship songs that are familiar and popular with your group. Sprinkle music through the program whenever you desire to take a break.

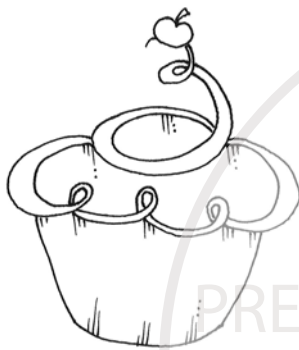


## Group Song Suggestions

Here are a few lyrics that you may have or can obtain easily. Choose a few just for fun and others to remind the singers of the sweet love of Jesus. Some songs can be sung A capella. Some songs can be heard at [www.youtube.com](http://www.youtube.com)

### The Cuppycake Song

Lyrics and Music: Judianna Castle  
[www.youtube.com](http://www.youtube.com)



You're my Honeybunch, Sugarplum  
Pumpy-umpy-umpkin, You're my Sweetie Pie.

You're my Cuppycake, Gumdrops  
Snoogums-Boogums, You're the Apple of my eye.

And I love you so and I want you to know  
that I'll always be right here  
And I love to sing sweet songs to you  
Because you are so dear.

### How Sweet It Is To Be Loved By You

Lyrics: Holland, Brian/Dozier, Lamont Herbert/Holland, Edward, Jr.  
[www.youtube.com](http://www.youtube.com)

How sweet it is to be loved by you!  
I needed the shelter of someone's arms  
And there you were.  
I needed someone to understand  
my ups and down  
And there you were  
With sweet love and devotion  
Deeply touching my emotion  
I want to stop and thank you, baby.  
I want to stop and thank you, baby. Yes, I do!  
How sweet it is to be loved by you!



*Carolina In The Morning*

Nothing could be finer  
Than to be in Carolina in the morning.

No one could be sweeter than my sweetie  
when I meet her ...In the morning.

When the morning glories...twine around the door.  
Whispering pretty stories, I long to hear once more.  
Strolling with my girlie where the dew is pearly early  
In the morning.

Butterflies all flutter up  
And kiss each little butter cup...At dawning.

If I had Aladdin's lamp for only a day,  
I'd make a wish and here's what I'd say...  
Nothing could be finer than to be in Carolina in the morning!

*In The Sweet Bye and Bye*

Samuel F. Bennett and J. P. Webster

There's a land that is fairer than day,  
And by faith we can see it afar;  
For the Father waits over the way  
To prepare us a dwelling place there.

In the sweet (in the sweet) By and by (by and by)  
We shall meet on that beautiful shore;  
In the sweet (in the sweet) By and by (by and by)  
We shall meet on that beautiful shore.



*There's A Sweet, Sweet Spirit*

There's a sweet, sweet Spirit in this place  
And I know that it's the Spirit of the Lord.  
There are sweet expressions on each face  
And I know they feel the presence of the Lord.  
Sweet Holy Spirit, Sweet Heavenly Dove  
Stay right here with us...filling us with Your love.  
And for these blessings, we lift our hearts in song.  
Without a doubt we'll know that we have been revived  
When we shall leave this place.

*Jesus Is the Sweetest Name I Know*

CHORUS: Jesus is the sweetest name I know,  
And He's just the same as His lovely Name,  
And that's the reason why I love Him so;  
Oh, Jesus is the sweetest name I know.

There have been names that I have loved to hear,  
But never has there been a name so dear  
To this heart of mine, as the Name divine,  
The precious, precious Name of Jesus.

*How Sweet the Name of Jesus Sounds*

How sweet the Name of Jesus sounds  
In a believer's ear!  
It soothes his sorrow, heals his wounds,  
And drives away his fear.



*Sweet Hour of Prayer*

Sweet hour of prayer! Sweet hour of prayer!  
That calls me from a world of care,  
and bids me at my Father's throne  
Make all my wants and wishes known.  
In seasons of distress and grief,  
My soul has often found relief,  
and oft escaped the tempter's snare  
by the return, sweet hour of prayer!

*Amazing Grace*

Amazing Grace how sweet the sound  
That saved a wretch like me.  
I once was lost, but now am found.  
Was blind but now I see.

*"Small pleasures ~ a walk in the woods,  
a hot bath, a hug,  
a delicious cupcake ~  
can recharge body and spirit."*

*Lois Reynolds*





Make A Memory...

Sweet Keepsake

The Printed Program



*"Nothing heals the soul like cupcakes!  
It's God's apology for bran muffins."*

Create a "take home" keepsake in the form of a printed program.  
While not necessary, it is a nice addition to the banquet event.

PREVIEW PROGRAM ONLY  
NOT FOR USE  
PLEASE PURCHASE

Cover

The cover should match the predominant color of the table decor. Use card stock and make copies on the church printer/copier. Simple artwork may consist of a simple cupcake graphic and the name of the event.

Trim

The cover can feature the outline of a cupcake. If willing hands are available, cut the front and back cardstock into the shape of a cupcake. Trim with glitter, little buttons and a ribbon bow.

Printed Information


Include the menu, committee members, kitchen crew and servers. Add song lyrics, artistic touches, poetry, Bible verse and the title of each program segment as desired. Staple the pages inside the front and back covers.



Welcoming The Guests...

Welcome To Sweet Temptations...

A Creamy Spring Banquet!



*Dream as if you'll live forever,  
eat cupcakes as if you'll die tomorrow.*

Seat guests informally at prearranged tables.

Be sure families and friends sit together.

As groups arrive, encourage them to get to know one another by playing games provided on each table. Guests may team up to answer the questions.

Furnish small prizes for each successful table group.

Prizes may be Hershey Kisses,

Mini candy bars or other tiny treat.

Walk the prizes to the guests as they win.

Secret: Let EVERYONE win at least once!

Use games we suggest

or find games you enjoy to fill the time.

Copy as many as desired on colorful paper.



## Bakery Words

1. Aepckcu \_\_\_\_\_
2. Kswih \_\_\_\_\_
3. Grsnfoti \_\_\_\_\_
4. Pksireln \_\_\_\_\_
5. Yreakb \_\_\_\_\_
6. Fceh \_\_\_\_\_
7. Xmire \_\_\_\_\_
8. Uslapta \_\_\_\_\_
9. Leapt \_\_\_\_\_
10. Yptra \_\_\_\_\_
11. Tewes \_\_\_\_\_
12. Daeprs \_\_\_\_\_
13. Kchinte \_\_\_\_\_
14. Grasu \_\_\_\_\_



PREVIEW PROGRAM ONLY  
NOT FOR USE  
PLEASE PURCHASE



Bakery Words Key:

1. Cupcake
2. Whisk
3. Frosting
4. Sprinkles
5. Bakery
6. Chef
7. Mixer
8. Spatula
9. Plate
10. Party
11. Sweet
12. Spread
13. Kitchen
14. Sugar

*Tray Game*

Place common items on a large tray. Cover the tray with a towel. Carry it to each table where the guests view the items for one minute. Cover the tray and move on. Their task is to write down as many of the items as possible in a numbered list. This can be accomplished as a table team or individually. Give a small prize to each winner.

*Alphabet Name Game*

Each guest prints the alphabet down the left side of a piece of paper. They choose one letter of the alphabet to print next to the letter A. Whichever letter they choose, they continue to print the alphabet from that point, in order, to the end. Once they have their two letters side by side, the Alphabet Name Game begins.

Example: A E (Albert Einstein)

The game player thinks of a person, famous or non famous, who has those initials. They write the person's name next to the letter. Each full name is worth 1 point. The players with the most points win small prizes at the end. The most anyone can earn is 26 points, of course.



# Sweet Temptations



A  
Creamy  
Spring  
Banquet

“Oh Taste and See That The Lord Is Good.”

Psalm 34:8



*Program segments may be used any way desired.*

*Ask gals of all ages to participate.*

*No one needs to memorize.*

*Eliminate what you cannot use and add material as desired!*

*Make as many printed copies as needed from the Master Copy.*

*Do not give the program to any church or group without  
permission from CLOSE ENCOUNTERS MINISTRIES.*

*If a speaker has been invited, consider using a few  
of these theme related segments instead of all of them.*

*Consider time limitations.*

*Encourage each speaker to communicate clearly.*

*Provide microphones.*

*No rehearsal is necessary.*

*The participants follow directions in their segment.*

*The program comes together on the spot.*

*Be sure to confirm involvement with each person  
before the event to be sure each one is coming.*

*Adapt the material as desired.*

*Add material of your choice as available.*

*Enjoy the humor and inspiration of each segment!*



## Evening At A Glance

Hor d'oeuvres  
Greetings and Games  
Pre Dinner Introduction  
Love? I'd Rather Fall In 'Chocolate'

### A Creamy Banquet!

Let The Program Begin: Sweet Nothings

It Doesn't Matter

Keep Calm and Eat A Cupcake

PREVIEW PROGRAM ONLY  
The Sweetest Advice

NOT FOR USE  
The Sweetest Animal

PLEASE PURCHASE  
The Sweetest Years

The Sweetest Friend

Sing: "What A Friend We Have In Jesus"

The Sweetest Song

Sing: "Jesus Loves Me"


The Sweetest Sentence

I Am Loved

Sweet Endings: Say Goodnight

Sweetheart


Sing: "Goodnight Sweetheart"





Pre Dinner Introduction....Start With A Laugh!

## Love? I'd Rather Fall In 'Chocolate'



Welcome to '*Sweet Temptations...A Creamy Spring Banquet*'. May you delight in an evening of cupcake sweetness. By the time you leave, may sugar flow out of your pores until someone begs you to 'wipe that smile off your face'.

For one evening we wave a magic wand and remove those pesky calories from every word and song and hug and ...well, we tried our best with the food! You are on your own with that.

Think about the sweetness that life offers. Everyone says they want to fall in love and get married and have children and....have you ever heard what comes after '...and have children...'? Who knows what comes next?

I made a big decision. Are you ready to hear it?

Love? I'd Rather Fall In Chocolate!

You heard me! 'Love' has it's benefits to be sure but chocolate...now there's something to smile about. I want it all...and I want it smothered in whipped cream and chocolate. Chocolate is cheaper than therapy, and you don't need an appointment.

There is nothing better than a good friend, except a good friend with chocolate. When no one understands you, chocolate is there. There are two food groups: chocolate and fruit. And if it is fruit, it should be dipped in chocolate.



I discovered there is no 'Chocolate's Anonymous' because no one wants to quit! I would give up chocolate but I'm no quitter either. And you know those little calorie free sweets? Well, they taste great dipped in chocolate!

In the beginning, the Lord created chocolate, and He saw that it was good. Then He separated the light from the dark, and it was even better! I heard that on the eighth day, God created chocolate and in Heaven chocolate has no calories and is served as the main course. Ask yourself: What came first, the woman or the chocolate bar?

Chocolate comes with it's price...control top panty hose. It could be that 'exercise' is a dirty word so just to be careful, every time I hear it, I wash my mouth out with chocolate.

I don't understand why so many 'so called' chocolate lovers complain about the calories in chocolate, when all true chocoholics know that it is a vegetable. It comes from the cocoa bean, beans are veggies, 'nuff said.

And finally, some brilliant baker thought up the chocolate cupcake. It comes in many styles but the main ingredient is still chocolate. Bless that little guy in the back room mixing up a batch of dark, fresh batter and dropping it into little cups. I could kiss him. Hey! That's what I'll do, I'll fall in chocolate and marry that little guy and have children who bring me cupcakes. Now that's LOVE!

Take a deep breath. It is magic time. It is time for "Sweet Temptations..A Creamy Spring Banquet" and that always begins with delicious food. We'll be back later to fill your world with sweetness!

## *Prayer For The Meal*



Let The Program Begin ~ After Dinner....

## Sweet Nothings

### “It Doesn't Matter”

**Reader:** *One Person*

Were your cupcakes sweet enough for your taste buds? Did you enjoy sweet conversation at dinner? It is time for more sugar plum, honey bunch sweetness! We are about to get 'sugared up' so settle in for some fun, you cupcake lovers!



Some might call our efforts 'Sweet Nothings'. What *are* 'sweet nothings'? It's just sweet little things you tell someone or someone tells you. It's nothing big, it's just 'sweet nothings'. No matter how old we get, we love 'sweet nothings' whispered in our ears.

From the time we are born and mother whispers, "Coo-cuddle doo" in our little ear to the day we say goodbye to earth and hello to Heaven, 'sweet nothings' define us. Let's think about getting older. After all, age is mind over matter. If you don't mind, it doesn't matter:

*(Shared By A Comedian Who Understands Age)*

Do you realize that the only time in our lives when we like to get old is when we're kids? If you're less than 10 years old, you're so excited about aging that you think in fractions.

'How old are you?' I'm four and a half! you're never thirty-six and a half. You're four and a half, going on five! That's the key.

You get into your teens, now they can't hold you back. You jump to the next number, or even a few ahead.

'How old are you?' I'm gonna be 16! You could be 13, but hey, you're *gonna* be 16!



And then the greatest day of your life ... You become 21. Even the words sound like a ceremony ... YOU BECOME 21. YESSSS!!!

But then you turn 30. Oooohh, what happened there? Makes you sound like bad milk! She TURNED; we had to throw her out. There's no fun now, you're Just a sour-dumpling. What's wrong? What's changed.

You BECOME 21, you TURN 30, then you're PUSHING 40. Whoa! Put on the brakes, it's all slipping away. Before you know it, you REACH 50.

And your dreams are gone.

But wait!!! You MAKE it to 60. You didn't think you would.

So you BECOME 21, TURN 30, PUSH 40, REACH 50 and MAKE it to 60.

You've built up so much speed that you HIT 70! After that it's a day-by-day thing; you HIT Wednesday.

You get into your 80's and every day is a complete cycle; you HIT lunch; you TURN 4:30; you REACH bedtime. And it doesn't end there. Into the 90's, you start going backwards; 'I Was JUST 92.'

Then a strange thing happens. If you make it over 100, you become a little kid again.' I'm 100 and a half!

May you all make it to a healthy 100 and a half!

*(from [www.suddenlysenior.com](http://www.suddenlysenior.com))*

AND ALWAYS REMEMBER THIS 'SWEET NOTHING':

Life is not measured by the number of breaths we take, but by the moments that take our breath away.

Now, isn't' that sweet?



## Keep Calm And Eat A Cupcake!

**Readers:** *Two gals any age*

*(Enter from back of room. Both are agitated as they nervously make their way to the microphone with their scripts.)*

#1: Hurry up. We're late. We have to say something.

#2: I know we're late. You don't have to tell me we're late. I don't want to say anything. You talk.

#1: I'm not talking. I hate to talk.

#2: Well, I have nothing to say and I'm scared to death to say it.

#1: Quit being a baby. Just say something sweet.

#2: "Cupcake".

#1: No. I mean say something cute and sweet that will make everyone smile.

#2: "Cupcake".

#1: Cut it out. Get serious. What's written on your paper? Say that.

#2: "Cupcake".

#1: You are making me a wreck. I'm shaking here. Look at all these people staring at us. We don't have anything sweet to say and you know it. How did we get ourselves into this mess?

#2: I have no idea but look at the people when I say this...  
"Cupcake".



#1: *(Looking over the audience)* Ahhhh, now I get it. When you say "cupcake", they smile!

#2: Shhh, try it. See what happens if you say it.

#1: "Cupcake".

#2: Look! I told you it would work. Everyone is smiling and there is a calmness that seems to be over the room.

#1: I see what you mean! Why, I even feel calmer inside. What was I worried about?

#2: I have no idea. I wasn't worried or nervous for one minute.

#1: Admit it, you were a wreck.

#2: Well now I'm inspired. When we speak words that are sweet, we change others and we change ourselves. So let's KEEP CALM AND EAT A CUPCAKE. I think I see a few cupcakes on the table back there.

*(As both walk to the back of the room, keep saying 'sweet' words)*

#2: SUGAR!

#1: HONEY!

#2: SWEETIE PIE!

#1: FROSTING!

#2: CANDY!

#1: CHOCOLATE!



## The Sweetest Advice

**Readers:** Teen Girls (2 or more)



*Divide paragraphs between the number of participants available. The teens may stand scattered throughout the tables and speak from wherever they are. If there are just a few teens, let some of them speak two or three times. Speak clearly and loudly if there are no microphones.*

*Read from preferred Bible version.*

**#1: THE SWEETEST ADVICE:** As I get older, I discover that almost everyone I meet has advice to help me become what God wants me to be. Sometimes I get great advice. Sometimes the advice is terrible. Most of the time, if I am really listening, I am given the sweetest advice. See what you think!

God's Word says, *"Fools think their own way is right, but the wise listen to others."* Proverbs 12:15 NLT

**#2: AIM HIGH!** Even if I don't reach all my goals, I've gone higher than I would have if I hadn't set any goals at all. The beautiful and famous American flier, Amelia Earhart, said, *"The most difficult thing is the decision to act, the rest is merely persistence. The fears are paper tigers. You can do anything you decide to do."*

God's Word says, *"...I do not consider that I have made it my own. But one thing I do: forgetting what lies behind and straining forward to what lies ahead, I press on toward the goal for the prize of the upward call of God in Christ Jesus."* Philipians 3:13-14 ESV

**#3: FAILING IS NOT FOREVER.** Failure should be my teacher. Failure is delay, not defeat. It is a temporary detour, not a dead end. Failure can only be avoided if I say nothing, do nothing and be nothing. Don't be afraid to fail.

God's Word says, *"I have commanded you to be strong and brave. Don't ever be afraid or discouraged! I am the Lord your God and I will be there to help you wherever you go."* Joshua 1:9





**#4: FINISH EACH DAY AND BE DONE WITH IT.** Have I done what I could? Some mistakes crept into the day; forget the mistakes quickly. Tomorrow is a new day; I will begin it well and be at peace with a joyful spirit too full of life to be pulled down with my old nonsense.

God's Word says, *"That is why I tell you not to worry about everyday life—whether you have enough food and drink, or enough clothes to wear. Isn't life more than food and your body more than clothing?"*

Matthew 6:25

**#5: LOVE GROWS BY GIVING.** The love I give away is the only love I keep. The only way I can keep any love at all is by giving it away.

God's Word says, *"This is how we know what love is: Jesus Christ laid down his life for us. And we ought to lay down our lives for our brothers. If any one has material possessions and sees his brother in need but has no pity on him, how can the love of God be in him? Dear children, let us not love with words or tongue but with actions and in truth."*

John 3:17-18

**#6: DO SOMETHING!** Twenty years from now I will be more disappointed by the things that I didn't do than by the ones I did do. So throw off the bowlines. Sail away from the safe harbor. Catch the trade winds in your sails. Come with me to Explore. Dream. Discover. God's Word says, *"Do unto others as you would have them do unto you."*

Matthew 7:12

**#7: BEAUTIFUL WOMEN DO NOT JUST HAPPEN.** Outside beauty is just a start. No one is truly beautiful until they develop inside beauty. The most beautiful women I know are those who have known defeat, suffering, struggle and loss. They found their way out of the depths. They have an appreciation, a sensitivity and understanding of life that fills them with compassion, gentleness and a deep loving concern. I want to follow their 'beauty tips'.

God's Word says, *"An excellent wife, who can find? For her worth is far above jewels... Her children rise up and bless her; Her husband also, and he praises her, saying: "Many daughters have done nobly, but you excel them all." Charm is deceitful and beauty is vain, but a woman who fears the Lord, she shall be praised."*

Proverbs 31:10, 28-30



## The Sweetest Animal

**Readers:** Two young girls. (Sisters, if possible!)

One carries a cute stuffed kitten and one carries a cute stuffed puppy.  
They enter arguing:

#1: Kittens!  
#2: Puppies!

#1: Kittens!  
#2: Puppies!

#1: I am positive I'm right. You cannot convince me I'm wrong. Kittens are the sweetest animal. They are so sweet they are *purr-fect!*

#2: I am positive I'm right. Puppies are the sweetest animal. They are so sweet that they can be *fur-given!*

#1: Kittens!  
#2: Puppies!

#1: Let's list all the good and bad things about kittens (*the purr-fect pet*) and puppies and the winner will get an extra cupcake.

#2: You go first. Tell me about purr-fect kittens.

#1: Well, cats love to cuddle and will do just about anything to make you happy. It's a proven fact they have healed sick people. People with cats are happier and eat better and sleep better. Cats are a joy to have around. They are content to just sit around and love you.

#2: Oh yeah? Well, what about the little fur balls cats hack up and scratching mom's furniture? How about cats who walk on all the kitchen counters? Huh? Huh? Answer that one!!!

#1: They make up for it with their cuteness. Cuteness forgives anything. Now what about puppies? There is nothing about puppies that makes them sweeter than kittens.



#2: Wanna bet? There's a reason dogs are called a man's best friend. They are loyal, smart and loving. They take long walks with you on a beautiful spring morning and when you're sad they meet you at the door wagging their tail. They keep you healthy and are great company. Dogs are great fun. They can make you laugh, even if you've had a terrible day. They love to give hugs you need it. A dog's best wish in life is to make you happy. How cool is that?

#1: Pretty cool! Let me hold your puppy.

#2: Only if you'll let me hold your kitten.

TOGETHER: Deal!

#1: I think your puppy is sweet.

#2: I think your kitten is sweet.

TOGETHER: Let's Trade!

#1: Puppies ARE kind of sweet.

#2: Kittens ARE kind of sweet.

TOGETHER: The sweetest animal in the world is.....  
(Leave without answering the question.)

OPTION: Let the audience sing a capella (Print in Program)

CHORUS: How Much Is That Doggie In the Window? (Arf, arf)  
The one with the waggly tail.

How much is that doggie in the window? I do hope that doggie's for sale.

I must take a trip to California and leave my poor sweetheart alone.  
If he has a dog he won't be lonesome,  
and the doggie will have a good home. CHORUS

I read in the papers there are robbers (woof, woof)  
With flashlights that shine in the dark. My love needs a doggie  
to protect him and scare them away with one bark. CHORUS

I don't want a bunny or a kitty. I don't want a parrot that talks.  
I don't want a bowl of little fishies. He can't take a fish for a walk. CHORUS



## The Sweetest Years

**Readers:** Choose one (or more) reader from every age group. They stand in line from youngest to oldest to read the sweet poem or thought appropriate for their age group.

### Young Child

Thank You for the world so sweet  
Thank You for the food we eat  
Thank You for the birds that sing  
Thank You God for everything!

### Older Child

How To Be A Good Child

*(This segment may be divided between two or more children.)*

I'm here to tell all of you children, no matter what age,  
how to be a good child, which is different than being a 'good kid'.

Being a good child implies how you behave  
towards your parents, but being a good kid is  
more about  
being good for your own purposes.

If you are a good child, your parents will trust you,  
you'll get good grades and your life will be much  
happier  
thanks to these changes, trust me on this.  
So, if you value your life, you'll listen carefully as I  
explain the rules.

1. Be yourself. Well, if you don't know the real you  
yet, just act like you do. Relax! Be the best you for  
today. Tomorrow will work itself out.



2. Do as you would like to be done to you. I think I heard that in the Bible someplace and it's good advice. If you don't want someone to pull your hair, don't pull theirs!
3. Stay calm. If you yell a lot and argue, people won't want to be around you. This can be particularly annoying if you need someone to reach the cookie jar from the top shelf.
4. Don't use bad language. Most people don't think bad language is cool. They think it makes you look stupid. So, if you have to choose an angry word, just say, "I'm angry" and leave it at that.
5. Be cool with your parents. Don't lie and don't do any sneaky stuff, because they know what you're doing anyway. Once you get a reputation for being dishonest they will never believe you—even when you tell the truth ...and that's a 'bummer'.
6. Do well in school. Listen to everything your teacher says, take notes and make little practice tests before the big test on Friday. I don't care if the teacher wears stripy pants with a shirt that reads 'Kids Make Me Crazy', just do what you're supposed to do. The reward for all the pain is an A on the report card and maybe a dollar from dad.
7. If you are going get punished, accept it. If you have been rude and are about to get spanked or put in time out or your video game is being locked up for a month, don't whine and moan. Simply apologize and get ready for your punishment. Getting it over fast is good.
8. Get along with your brothers and sisters. That part can be hard and I have no other advice because my sister drives me nuts and I just hid her Barbie doll under the bed and I'm still dealing with God over that one. So, you're on your own.



## Teen

How To Sweet Talk A Girl  
'Sweet talk' a girl by telling her now  
How beautiful, smart and amazing, you vow.  
Tell her the little things you like about her  
And the way she makes you feel, yes sir!  
If you know how to 'sweet talk' a girl,  
Life becomes a fanciful whirl.

Girls love to hear compliments whispered in ears.  
They want to hear sweet words that last through the years.

But if learning to 'sweet talk' is top on your chart,  
All a girl really wants in her sweet little heart  
Is to have you listen to her right from the start.

## Twenty-Is

How To Be A Sweet Woman  
Someone wise once said to me  
"You are the company you keep, you see."  
I took those words into my heart  
And wondered how to make a start.

A sweet young woman stops and reads  
Of wisdom, faith, courageous deeds.  
Speak only thoughts that lift folks up  
Zip unkind words, dear butter-cup.

Tucked inside my hopeful part  
God planted character, truth, a heart.  
He added my desire to be  
Considerate, patient, respectful, free.

If I can move along in life,  
To be a sweet and loving wife  
The years ahead are filled with bliss  
Sweetness!  
God has planned for this.



## Forty-Ish

Fabulous And Forty

*(This does not rhyme, so don't even try!)*

What's So Fabulous About Forty?

Dreams. Dreams. Dreams.

Oh, not those scenes we play in our heads at night  
From the time we close our eyes til the time that we wake up.

The Dreams I speak of here today  
Are the dreams that have a capital "D"!

Once you are forty,

The world gives you permission to open up your music box.  
You know, the one Aunt Margaret gave you at age five with the  
ballerina on it—and pull out a Dream.

What was it? A great writer? A famous musician?

Business woman with flair?

We brandished our Dream proudly in elementary school.

In junior high and middle school,

We wore our Dream as a medal of honor.

In high school, we displayed our Dream as a sign of true idealism.

We went off to college. Work piled up on us.

Course loads covered our Dream.

Well-intentioned, but cynical advisors and professors

Scoffed at our Dream.

A history major? They chided. There's no money in that!

A writer? Only one in 'who knows how many'

Make a decent living doing that.

"Down with Dreams" was shouted in our ear until we said,

"I must stop that silly Dream and get on with life, real life."

And so it was.





And then came forty!  
The Dream never really left. You dig out your old plans,  
hook up with other 40-something women and before you know it,  
You are changing the world, one simple baby step at a time.  
You're writing passionate articles on causes you love.  
You're setting up internet businesses that make money.  
You give much needed funds to good causes.  
Your Dream of spending an extravagance of time  
With Jesus each day becomes reality.  
It feels good to be in control of your Dream again!

What's so great about forty?  
Rediscovering your Dream with a capital 'D'.  
Welcome back!

## *Sixty-Is (Or Older)*

### **In Praise of Vintage Women**

I value vintage women most of all.  
An older woman will never wake you  
in the middle of the night to ask,  
"What are you thinking?"  
She doesn't care what you think.

If a vintage woman doesn't want to watch the game,  
she doesn't sit around whining about it.  
She does something more interesting—on her own!

A vintage woman knows herself and what she wants.  
She doesn't even care what you might think  
about her or what she's doing.

Vintage women are dignified.  
They seldom have a screaming match at the opera  
or at an expensive restaurant.





Of course, if you deserve it, they won't hesitate to shoot you  
if they think they can get away with it.  
Vintage women are generous with praise.  
They know what it's like to be unappreciated.  
And they get psychic as they age.  
You never have to confess your sins to a vintage woman.  
She always knows.

A vintage woman looks good wearing bright red lipstick.  
This is not true of younger women.  
Once you're past the first wrinkle or two,  
a vintage woman is far sexier than her younger friend.

Vintage women are forthright and honest.  
They'll tell you right off you're a dimwit if you are acting like one.  
You don't ever have to wonder where you stand.

Yes, we praise vintage women for many reasons.  
Unfortunately, it's not always reciprocal.  
For every stunning, smart, well-coiffed, hot vintage woman,  
there is a bald, paunchy relic in yellow pants  
making a fool of himself with some 22 year old waitress.

Ladies, I apologize for all of them.

Now isn't that sweet?



## The Sweetest Friend

**Reader:** *One person (any age)*

I just want to tell you that there are sweet people all around us. They are there and they bless us every day. During one of my dips where I wasn't feeling so hot and I was having a daily conversation with God about exactly how to get up on my feet and hold my head high....out of the blue someone came into my life.

Just like all of you, she spoke words of encouragement that I grasped tightly, like a lifeline. Her sweet character is my encouragement when I need more help than I can muster on my own.

Do you have a friend like mine? We are acquainted with many people throughout our lives but if we are very, very fortunate, we are blessed with one or two 'kindred spirit' friends.

My sweetest friend, however, is the One you may imagine, Jesus! God's Word says,

"The steadfast love of the LORD never ceases;  
His mercies never come to an end;  
They are new every morning;  
Great is your faithfulness."  
Lamentations 3:22-23

To have a friend, be a friend!

1. Just Be Nice. After all Jesus did for me, I can be nice.
2. Share stuff. Jesus wants to hear my 'stuff'.
3. Listen. Really? Jesus wants to talk to ME?
4. Keep in touch. That's the easy way to say 'Pray'!
5. Have fun. Jesus likes to laugh with me. He has a sense of humor.
6. Cheer them up. Jesus needs you to cheer Him up once in awhile.
7. Do activities with each other. Go to church!
8. Treat them how you want to be treated. Don't ignore Jesus.
9. Give compliments. Say 'thank you' to Jesus.

**OPTION:** EVERYONE SINGS 'WHAT A FRIEND WE HAVE IN JESUS'



## The Sweetest Song



**Readers:** Choose several people to read the segments. In between the readers, sing verses of 'Jesus Loves Me'.

Be sure to print the song in the program.

### I. Jesus Loves Me!

The year was 1827, the place was Long Island, New York. A baby girl was born who would change the world with one little song. Anna Bartlett Warner wrote many novels but my guess is you cannot name even one of them. However, Anna wrote a song that you will not need to see to sing!

She wrote the words, "Jesus loves me this I know, for the Bible tells me so. Little ones to Him belong; They are weak, but He is strong" for a friend's novel in 1860. A fictional child was dying in the story and the words were spoken to comfort that pretend child.

In 1862, William Bradbury read the book and wrote a tune and his own chorus, "Yes, Jesus loves me. Yes, Jesus loves me. Yes, Jesus loves me. The Bible tells me so" and the rest, shall we say, is history! "Jesus Loves Me" has become one of the most popular Christian hymns in churches around the world.

There are many verses to this sweet song so let's get started by singing just the first verse and chorus:

Jesus loves me this I know, for the Bible tells me so.  
Little ones to Him belong; They are weak, but He is strong.

Yes, Jesus loves me. Yes, Jesus loves me.  
Yes, Jesus loves me. The Bible tells me so.



## II. Amy Carmichael and “Jesus Loves Me”

“Jesus Loves Me” is the Christian’s world class anthem. We may thrill to Handel’s Messiah sung in a grand cathedral but we want to come home to our simple place and be reassured that Jesus is madly in love with ....ME! What’s wrong with that? Nothing! We can be assured that whatever happens, Jesus loves me. Diaper rash? Yes, but Jesus loves me. Job loss? Yes, but Jesus loves me. Divorce, disgrace, Yes, yes and Jesus loves me! I need this child’s song and so do you.

The sweet, humble Irish missionary to abused children of India, Amy Carmichael, heard “Jesus Loves Me” and accepted Christ as her Savior when she was a child. Her work changed India and rescued many from the horrors of slavery.

With its simple, direct message, the song Amy learned is one of the first hymns missionaries teach new believers. Even the great thinker, Francis Schaeffer, said this was his favorite song because children and intellectuals alike need the simple message of Jesus.


Everyone Sing: Jesus loves me! This I know,  
As He loved so long ago,  
Taking children on His knee,  
Saying, “Let them come to Me.” CHORUS

Jesus loves me when I’m good,  
When I do the things I should.  
Jesus loves me when I’m bad,  
though it makes Him very sad. CHORUS

## III. John F. Kennedy and “Jesus Loves Me”

In 1943 in the Solomon Islands, John F. Kennedy’s PT-109 was rammed and sunk. Islanders who found Kennedy and the survivors remember that when they rode on PT boats to retrieve the survivors, the Marines sang “Jesus Loves Me” with the natives, who had learned it from missionaries.





Everyone Sings: Jesus loves me still today,  
Walking with me on my way,  
Wanting as a friend to give  
Light and love to all who live. CHORUS

Jesus loves me! He who died  
Heaven's gate to open wide;  
He will wash away my sin,  
Let His little child come in. CHORUS

#### IV. The 'This I Know' People

When Mao Tse Tung attempted to crush the church in China, things seemed very bleak. In 1972 a message leaked out which simply said, "The 'This I Know people' are well". The Communist authorities did not understand the message. Christians around the world knew instantly that this referred to the world's most famous children's hymn. Miraculously the Chinese Church, instead of being crushed, has boomed under persecution, growing from 1.5 million believers to 80 million by the mid 1990's.

...And that's why "Jesus Loves Me This I Know" is the Sweetest Song!



## *The Sweetest Sentence*

### *“I Am Loved”*

**Readers:** *5 gals, any age*

#### *I am Accepted*

The sweetest sentence is knowing Jesus loves me and whispering, “I am Loved”. There is nothing sweeter than knowing God accepts me just as I am. I don’t have to wear the perfect outfit, spray the perfect perfume or live in the perfect house. He loves me! I am accepted as God’s child: “Yet to all who received Him, to those who believed in His name, He gave the right to become children of God.” John 1:12  
I am accepted and I am loved.

#### *I am Secure*

The sweetest moments in childhood come after our evening bath when it’s story time. Snuggled into bed with mother and dad scrunched under the blankets in a ‘way too small’ bed, we read and read and read. Before long, we open our eyes and it’s morning! The security transferred in those moments prepare us for the security God gives for a lifetime and beyond. “Being confident of this, that He who began a good work in you will carry it on to completion until the day of Christ Jesus.” Philippians 1:6 I am secure and I am loved!

#### *I am Significant*

When a friend gives me a gift, she makes me feel that I count. She cares about me. She thinks about me. There is a sweetness in that knowledge that lasts longer than the gift. Jesus is also good at making me feel significant. Jesus has such a high opinion of me that He assigns me tasks! He trusts me! Listen to what He said, “You did not choose me, but I chose you and appointed you to go and bear fruit, fruit that will last. Then the Father will give you whatever you ask in My name.” John 15:16 I am significant and I am loved!





## *I am a Friend of God*

I cling to the comfort of being a friend of God in Christ. He calls ME friend! It's a two way relationship. I love the Lord and He loves me right back. Is there any young girl or woman who values anything more than being God's friend? None that I know! Jesus said, "I no longer call you servants, because a servant does not know his master's business. Instead, I have called you friends, for everything that I learned from my Father I have made known to you." John 15:15 I am a friend of God and I am loved!

## *I am Loved*

It is sweet that God reassures me constantly that He loves me. Some days He shouts 'I love you' with big gestures like a check in the mail or physical safety that can only be explained in the light of a miracle from Him. Other days God whispers 'I love you' when I read His Word or when I am comforted by a friend. Sometimes He sweetly says 'I love you' when He tells me, 'No, that's not what you need'.

I know I am loved because God says I am accepted, I am secure, I am significant and I am a friend of God. Adding in other sweet promises like I am His child, I am more than conqueror through Christ, I am one of God's living stones and I am a chosen generation, I think life just gets sweeter and sweeter.

Jesus knows how to make life sweet and there is no 'Sweet Temptation' on the face of this earth that can tempt me away from God's love.

Psalms 19:10-11 says "The Word of God is...." more desirable than gold, yes, than much fine gold; Sweeter also than honey and the drippings of the honey comb." So....Add honey to everything you say and do and soon you will discover the love God has given you becomes as sweet as a cupcake to others.



## The Sweetest Temptation

**READER:** *One person carrying one cupcake.*



Have you been 'sweetened up' at SWEET TEMPTATIONS? We would be remiss if we did not mention that in real life temptations are difficult to handle. Wait a minute. I can't talk with a cupcake in my hand. It smells soooo sweet!

Look at this leftover cupcake. It's very small. How much could one small bite of this very small cupcake hurt me? (TAKE ONE BITE.) Mmmm, that is sooo good! See? That didn't hurt one little bit. Hardly any calories. I can hit the gym in the morning.

Hmmm, this little cupcake looks uneven. Maybe I should just even it up and take one small bite from the other side. (TAKE ONE BITE.) See? Doesn't that look much better? Oh my, that is truly delicious!

You know, once I took the wrapper off this one small cupcake, the bottom left a few crumbs. It makes my hands sticky. I'll just bite off the bottom and fix that. (TAKE ONE BITE FROM BOTTOM OF CUPCAKE.) Now, doesn't that look better? And my hands feel better too.

Well, would you look at this? The only part left of this little cupcake is my favorite part....the FROSTING! It is so smooth and creamy. There is nothing as delicious as the frosting on a cupcake. There isn't much there and it's really my favorite thing in the whole world. Don't look. This will only take a moment. (TAKE THE FINAL BITES OF THE CUPCAKE.)

Mmmm, that was so satisfying. I do love a good cupcake. Look! All I have left is the....(*looking guilty*)...wrapper. It's kind of messy. I would hate to have anyone have to pick up after me. I'll just squash this up and hide it in my purse until I get home. No one will know. It was such a little cupcake and I plan to start my diet tomorrow.

Do me a favor will you? Let's just keep this 'cupcake' thing between you and me. No one else has to know, do they?



Now, let's get back to the program. I'm finishing up SWEET TEMPTATIONS...A CREAMY SPRING BANQUET with a devotional thought. Let me read this little bit of scripture:

*"No temptation has taken you except what is common to man(-or woman). God is faithful; He will not let you be tempted beyond what you can bear. But when you are tempted, He will also provide a way out so that you can stand up under it."* I Corinthians 10:13

Oops, I probably should have read this before I got up here. In my defense, sweets are available around the clock. It's hard to resist temptation when it's sitting in front of me every day of my life. You cannot expect me to avoid temptation. You know how much I love cupcakes.

If God wanted me to avoid temptation, He should never have invented cupcakes...or any other chocolate, baked thingy, soft drink or ...why are you people looking at me like that?

Ohh! I get it. God says He will 'provide a way of escape' so I will be able to stand up under the temptation. I probably should not have picked it up from the table before coming up here. Maybe I could have thought about how many cupcakes I could safely eat this evening. After all, you did warn me there would be cupcakes.

Let's pray: Lord, thank You for the world so SWEET. Thank You for the food we eat....No, that's not right. I'll try again. Lord, lead us not into temptation but deliver us from evil...That's better, Lord. Keep me from temptation no matter how sweet it seems at the time. Thanks for the help, Father. Amen.



## Sweet Endings

### Goodnight Sweetheart, It's Time To Go!



**Reader:** *One person, preferably the same person who welcomed the group and presented the pre-dinner introduction*

Well, here we are after a "Sweetie Pie, Honey Bunch" opening, "Cuppy-Cake Delightful Dinner" and "Sweet Temptations" program. We have hugged and laughed and teased and tear'ed up a time or two. We have considered the sweetness of God's love and now it's time for "Sweet Endings".

When life gets you down, have something sweet. This should be my motto because it never fails. I hope you have found something in our "Creamy Spring Banquet" to sweeten your day, your year and your life. After all, there is enough sour, tart, bland, yucky stuff to go around. We should appreciate the Bible's encouragement:

I believe I shall enjoy  
the Lord's goodness  
in the land of the living.  
Wait for the Lord,  
take courage;  
be stouthearted,  
wait for the Lord!  
Psalm 27:13-14



OPTION: SING TOGETHER

Goodnight Sweetheart  
Well, it's time to go.

Goodnight Sweetheart  
Well, it's time to go.

I hate to leave you, but I really must say,  
Goodnight, sweetheart, goodnight!

-----  
This old melody can be taught quickly and can be sung a capella. Find it at [www.youtube.com](http://www.youtube.com) and learn just the chorus before closing the banquet with it.  
-----

A fun ending is to have EVERYONE responsible for the program come to the front to sing with the audience. Kitchen servers, set up team, program participants. The audience expresses their thankful applause before the song is sung.

Sing it several times and each time it is sung, a few more of the folks who made the evening possible wave to the audience and slip away quietly until there is just one person left who will close in prayer and thankfulness.

-----  
**Think about it:** You could have one little girl, all dressed up, sitting alone sadly on stage with her chin in her hand and when the last of the people wave goodbye, she sings the song alone, stands, waves goodbye sadly and leaves the stage.

-Now, Isn't that sweet?~

*The Sweetest Ending: Close In Prayer*

