



# Star Struck!



**It Took A Miracle!**

# Star Struck!



**It Took  
A  
Miracle!**



# Star Struck!

## It Took A Miracle

*My Father is omnipotent and that you can't deny  
A God of might and miracles  
Tis written in the sky.*

*It took a miracle to put the stars in place  
It took a miracle to hang the world in space  
But when He saved my soul  
cleansed and made me whole*

*It took a miracle of love and grace.  
Lyrics "It Took A Miracle" John W. Peterson*

PREVIEW P  
NOT  
PLEASE



Is there anything more beautiful than a starry night? Look up! See pinpoints of magnificent reflections of God's creation. Weary travelers did not expect to see a miracle passing by as they made their way along dusty Bethlehem paths. They followed the Star as one miracle after another passed. They became Star Struck!

These pages contain plans and script  
for an All-Church Christmas program  
designed to put stars  
in the eyes of young and old.  
Open ~ It~Carefully!



## Become 'Star Struck' This Christmas!

Bring Jesus' Birthday to life with a twist of humor and inspiration. Celebrate Christmas on stage with small groups of children, teens and grownups. Our weary 'travelers' are in for the adventure of a lifetime.

"Star Struck" is an inter generational holiday program organized during the weeks before Christmas. Enjoy the journey. Become a Christmas traveler and join the fun! Keep the celebration shining at the *Starry Night Party*!



PREVIEW PROGRAM ON

**Gather the family!**  
**Bring Christmas to life!**  
**Fill the air with joy!**

Sound like fun?  
Let's get started!

Turn The Page . . . .

3





# Star Struck Index



Introduction and Index.....1-4  
 Our Star Struck Director.....5-6  
 Adaptations.....7  
 Christmas Music Tips.....8  
 Stage And Props.....9-10  
 Costumes.....11-12  
 Publicity.....13  
 More For Teachers-Your Leadership Is Valued.....14  
 Just A Word About Memorization.....15  
 Main Characters.....16-17  
 Staging Suggestions.....18

## Star Struck ~ It Took A Miracle 19-49

At A Glance.....20  
 The Prelude - The Procession.....21

### ACT 1: CATCH A FALLING STAR

Church Janitor.....22  
 Two Weary Travelers.....23-24  
 Preschool: A Little Miracle.....25-26  
 Kindergarten: Twinkle.....27-28  
 Grade One: So Many Stars.....29-30  
 THE OLD SHEPHERD.....31-32

### ACT 2: REACH FOR A STAR

Two Weary Travelers.....33  
 Grades 2-3: Angel Talk.....34-35  
 Grades 4-5: Look Up, Bethlehem.....36-37  
 AN ANGEL'S VIEW.....38-39

### ACT 3: ONE STAR IN A BILLION

Two Weary Travelers.....40  
 Grade 6: Chasing A Star.....41-42  
     *Move Nativity*.....43  
 Teens: Star Of The Show.....44-45  
 THE OLD WISE MAN.....46

### CONCLUSION: THE MORNING STAR

Two Weary Travelers.....47  
 Church Janitor.....48  
 Audience Conclusion.....49

THE STARRY NIGHT CHRISTMAS PARTY.....50-51



## Our Star Struck Director

The Bethlehem Story is powerful!  
It changes lives every time it is told.

*This is an "easy to do" starry Christmas celebration. Assign small group leaders who agree to take charge of individual segments. **No Age Limits!***

*Make program copies.  
Assign program segments to Sunday School classes,  
church committees, small groups of friends  
and willing individuals who present:*

**Star Struck ~ It Took A Miracle!**

### Follow Directions

Small group leaders organize one small group complete with props and costumes. Individual leaders prepare people using their script segment. Help as needed.



### Prepare Your Heart

For some church members, holiday programs comprise most, if not all, of their Christmas celebration. Do it for the Lord! Do it for those folks!

### One Step At A Time

Are you thinking, "I cannot do this! Why me?" Put those feelings aside. Dive into the Christmas story as experienced by confused travelers following interesting people who are following a star. The audience and participants "live" the adventure of a lifetime.

### Delegate!

Trust the staff to carry out their tasks. Check in with them to give support.



## Be Positive!

It is worth extra effort in the midst of personal preparations, parties and travel to make Christmas events sparkle.

Statements like, *"We can't do it", "We never did it this way" or "No one wants to do it"* don't work! If the Director's attitude is right, even the grouchiest saint responds cheerfully!

## Pray!

Take details before the Lord and then-RELAX! Carry out the tasks at hand. God is in control.

## Plan!

Print a working copy. (*Do NOT write on this master copy!*) Mark areas requiring special attention. Adapt as needed. Eliminate what cannot be used, divide speaking parts or combine speaking parts as needed. Give teachers and participants segment copies in a colorful folder.

## Prepare!

Hopefully you have ordered *Star Struck ~ It Took A Miracle* with more than a month lead time. Assign responsibilities, prepare props, design staging, teach music. Have fun!

## No Memorization!


Some groups enjoy memorization and others avoid it. . Memorization requires lead time and intensive rehearsal. Except for the youngest non readers, it is possible to create a Reader's Theater. Decorate each person's segment with a STAR SHAPED backing that faces the audience. Their script segment is placed inside for easy reading.

**This is an ALL CHURCH/SCHOOL Production!**  
**Involve adults as readers, musicians and leaders.**  
**Adapt the program**  
**using available number of participants.**



## Adaptations

*“Star Struck ~ It Took A Miracle” lasts about forty five minutes depending upon music and personal choice additions or eliminations made to the original program. The “Starry Night Christmas Party” is not included in this time frame. The program can be performed in less time. Adapt the program to fit your favorite Christmas traditions.*



## Small Church

Remove segments requiring more people than available. Combine speaking parts. Don't worry about correct ages. Segments may be performed by any age as needed. Feature your favorite segments.

*OR, use the same few people to present more than one segment.  
Teens and adults are crucial to the small church presentation.  
Some people participate several times.*

## Medium Church

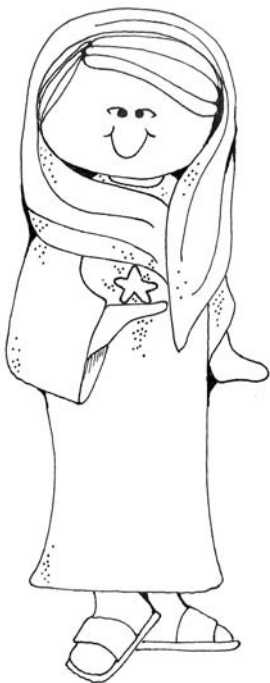
Adaptation takes the form of personal preference. Choose segments you like the best. The goal is to tell the Christmas story so don't leave out anything important.

## Large Church

Involve as many people as possible. Organize musicians, snack makers, servers, prop master, sound/lighting staff and talented volunteers who make the program visually exciting.

## Starry Night Christmas Party

Ask a Sunday School class, parents or group of friends to complete party plans. Decorate, plan and prepare food and clean. *The Starry Night Christmas Party* is a fun option. If there is no time for a social gathering, plan a great program and eliminate the party!





## Christmas Music Tips

*Choose traditional Christmas Carols for audience participation. Include lyrics in a printed program or on a screen. Sing Christmas music your group knows and enjoys. Coordinate music with music director, organist/pianist.*

### Christmas Carols

Select traditional and contemporary Christmas songs from your personal church music collection. The entire audience sings this music. Insert Christmas Carols in the program wherever desired.

### New Music: Star Struck Christmas Melodies

CLOSE ENCOUNTERS MINISTRIES is pleased to present three original Christmas songs composed and produced at GLORY SOUND STUDIOS in Winston-Salem, NC. Use these songs as desired (solo, group, audience, background).

Our music package includes one double channel CD (sample voice track + accompaniment only track=easy to use!), piano sheet music and lyrics sheets. Order directly from the [www.cemlife.com](http://www.cemlife.com) MUSIC CATALOG. Listen to song samples before making a final decision.

Ordering choices include an instant download using your own readable CD or let us ship directly to you! Choose the method at your comfort level! Call us 1-888-236-5433 with questions!



### Special Music ~ Make It Personal!

Talented people from church and community make this event sparkle. These options are NOT listed in the existing program. Consider time limitations during planning stages.


VOCAL SOLO  
VOCAL GROUP  
CHILD/ADULT CHOIR

INSTRUMENTAL ENSEMBLE  
HANDBELL/CHIME CHOIR  
INSTRUMENTAL SOLOS



## Stage And Props

*"Star Struck ~ It Took A Miracle" is a unique stage presentation using a minimum of props. Small groups carry personal props. The stage is set simply with inexpensive, easy-to-find items and lighting. Keep it simple!*



### Set Up

Christmas trees, Nativity, twinkle lights, poinsettias and candles in the sanctuary add to the holiday atmosphere. Leave them in place.

### Staging

Your stage becomes a feast for the eyes filled with stars of all sizes. Include the basic Nativity items where the story comes together but STARS are the 'star' of the show!

### Seating

Reserve small group seating. Assign assistants to sit with young children. Participants sit in the audience and come to the stage to present their short segment. Follow program instructions.


### Sound System

Place several microphone stands across the stage. Attach personal microphones to the main speakers. This detail makes the difference between a frustrating experience and a delightful program.

### Lighting

Light up the stars or use glow sticks or spotlights to make the stage come to life dramatically. Dim the room lights. Leave holiday decorations lit.





## Creating Stars!

*Depending upon the size and shape of the staging area, hang a variety of colorful posterboard stars.*

*Make one very large Star  
and hang it over the manger.*


### **Making Stars: Choose your favorite crafty method**

1. Cut several sizes of cardboard stars. Spray paint white or yellow or glow in the dark. Over spray with glitter spray.
2. Visit a local party store. Purchase a variety of ready made stars.
3. Order stars from an online catalog like [www.orientaltrading.com](http://www.orientaltrading.com)
4. Illuminate the darkened room with night sky light made by covering a small light with pinpoint holed paper that create night sky throughout the entire space.
5. Use the existing video system to show several pictures of night skies.
6. Scatter white twinkle lights on the walls and edges of the floor.

### **Placing Stars:**

### **Be Creative**

1. Hang stars from ceiling or attaching to walls of the stage. Be generous. Use lots of stars.
2. Attach one large star to the end of each row of guests.
3. Make a pathway of stars on the floor and along the walls of the room. Attach with strong duct tape. It does not have to last a long time so don't worry about folks walking on them.
4. Attach posterboard glittered stars to thin dowel rods. Place in large pots with greens along the edge of the stage.



## Costumes



*Some participants become Bethlehem people and others wear modern clothing. Follow our suggestions for Holy Land costuming or create your own costumes.*

*When costuming a large group, one solution is to ask each participant to prepare their attire. Parents of young students may be willing to supply the necessary clothing.*

### Mini Costumes

Instead of full costumes, consider head wear. Use scarves, towels, fabric, necklaces and head bands in bright colors. Participants can wear dark slacks/skirts and white shirts to complete a minimalist look.

### Full Costumes

**Pillow Cases:** Cut a neck hole in one pillow case. Cut up the front to the neck hole. Cut arm holes in each side. This creates a long vest. Plaid or striped flannel pillow cases are available and work great for little shepherds and wise men.

**Fabric:** Two wide strips of fabric crisscrossed over each shoulder front to back. Tie with a knot, attach rope or belt.

**Head Wraps:** A square of fabric over the head with a wide ribbon or strip of cloth around the top.

**Bathrobes:** Collect bathrobes from garage sales/resale shops. Use contrasting fabric for head pieces and sashes.



**Angels:** Dress in white cotton or silver lame'. Wear wings or go wingless. Place gold or silver tinsel garland taped in a circle on each angel head. Tie tinsel around the waist for a sparkling belt. Bare feet or sandals for feet. Face/hair glitter for that extra sparkle.

**Stars:** Dress little 'stars' using hand made posterboard glittered stars draped over their neck like a necklace.'Stars' dress simply in black slacks or leggings and simple tops. The 'stars' may wear tinsel garlands in their hair and have a bit of glitter brushed here and there.



## Show Off

Ask young participants to remain in costume as guests leave or attend the *Starry Night Christmas Party*. Congratulate the costumed children for a job well done and reward them with hugs and small gifts as desired.

Notes:

NOT FOR USE  
PLEASE PURCHASE





## Publicity

*Publicize **Star Struck** through normal communication channels. Announce it in the church newsletter, the weekly worship bulletin and from the pulpit.*



### Bulletin and Newsletter

Inform the congregation/parents about this special Christmas event. Print an announcement in November and December newsletters. If planning the **Starry Night Christmas Party**, let people know there will be a Christmas celebration including food following the program.

### Local Newspaper

Include an announcement with church holiday publicity. Talk to a reporter and photographer to see if a feature article is possible. Prepare to be interviewed.

### Television and Radio

Advertise on local television cable advertising channel. Radio stations often have free spots available as community service.

### Social Networking ~ Web Site

Does your organization have a web site? This the perfect opportunity to advertise the Christmas event. Take pictures, include a short description. Include dates, times and party plans!

### Christmas Card Invitations

Send family invitations home with students. This is effective for families who are not involved. Use real Christmas cards with invitations tucked inside.



More For Teachers ~

## Your Leadership Is Valued!



### Show Up With A Smile!

Meet your small group. Dress in appropriate costume, line up and enter the program area as directed. Sit with your group in the designated area. Lead them on and off stage. Perform your speaking part with enthusiasm. Coach students quietly if they have problems.

*Stage fright is not uncommon!  
Sometimes the kids get scared too!*

### After The Program

Stay for the **Starry Night Christmas Party**. Collect props before the party. Students may remain in costume. Mingle with guests. Enjoy the party.

### If You Need Help

The Director is available. Prepare your small group so they are ready to take to the stage. The program comes together with little formal large group rehearsal.

### Enjoy The Experience

This is a once in a lifetime opportunity to touch the lives of children and grown ups. Enjoy your small part of the bigger picture. The Bethlehem Story is classic and life changing. The spiritual experience is amazing!



# Just A Word About Memorization!

## To Memorize ~

Some groups love the process of rehearsal and memorization. If that is true in your situation, take extra time to stage the program and memorize all parts. **Consider longer lead time and more rehearsals.**

## Or Not To Memorize ~

Memorization is not necessary. Consider a Reader's Theater. It will not affect the final presentation. Ask children, friends, older adults and people who may not normally participate to join the fun. The event becomes much more inclusive!

*If there is limited practice time, allowing the participants to read their parts is helpful. Practice in small group settings so that everyone can speak with confidence.*

Carry printed speaking parts in creative ways. Depending on which segments are being performed, scripts can be backed with colorful star shaped paper. Make copies of the parts that each person can hold. After a few minutes, the audience does not notice. It does not affect the quality of the program. **Option:** Darkened room? Use small flashlights to read.

**Whatever presentation method you choose,  
This is a great Christmas experience.  
Have fun!**



## Main Characters

Have fun with folks who want to have fun.  
Their enthusiasm will spread to the entire audience!

### Narrator: Church Janitor

One person introduces and concludes the program, bringing the audience to the story as the church janitor. Pull the audience into the story using an everyday viewpoint. Leave them smiling.

### Two Weary Travelers

Choose one adult and one young person who hold the presentation together. They find their way to the Bethlehem stable after a series of missteps and confusion. They follow others who are following a bright star and end up worshiping Jesus at the simple manger.

*The adult can be male or female of any age. The young person must be old enough to read and participate fully as a main character.*

### The Old Shepherd


Choose one older adult who becomes a Bethlehem shepherd. This is a monologue presented during the program. Read from the script.

### The Angel

Choose one teen or adult who becomes a Christmas angel. This is a monologue presented during the program. Read from the script.

### The Old Wise Man

Choose one older adult who becomes a Wise Man. This is a monologue presented during the program. Read from the script.



## The Gang!

Choose program segments based on the number of available people. From preschool to adults, include as many people as possible.

**Divide speaking parts between participants. If a segment suggests 10-15 speakers and you have 2 people, they simply speak back and forth.**

*Don't worry about ages. Mix it up. The segments are flexible.  
Eliminate segments as needed.*

Small groups come from the audience to perform their parts and either remain on stage as directed or return to their seats. No one waits behind stage. Everyone becomes the audience!

## Musicians!

Choose special music as desired from local talent. From children to adults, make this a fun event that includes music! Think about children, teens and grown ups who enjoy singing or playing instruments.

Consider the time allotted and plan just enough music to round out the event.

## Mary, Joseph, Baby Jesus

Silent but present on stage, choose people who complete the Nativity scene throughout the program. They are in costume to welcome the small groups as they complete their segments.

*Notes:*





## Staging Suggestions

**The stage becomes a darkened path filled with stars, greenery and Holy Land styled pottery. One corner becomes a humble Bethlehem stable.**

*Include simple, traditional stable items to bring the story to life.  
A manger, bench, pottery, plants, pillows, animals, wooden items.*

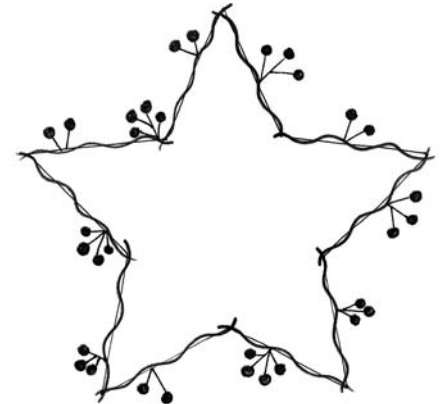
*Mary, Joseph and Baby Jesus (Real baby or swaddled doll) remain silently in scene throughout the program. If no one is available, leave the stable empty and let props tell the story.*

**STARS are the main feature.  
Place one large spot light on the floor shining up at the manger and one large Star hanging over the manger.**



**TURN OFF AUDIENCE LIGHTS.  
HANG WHITE TWINKLE LIGHTS  
ACROSS THE STAGE.**

Collect appropriate objects to place on stage.  
Keep it simple.  
Leave space for small groups to enter the scene easily and exit without tipping the props.




# Star Struck!



**It Took  
A  
Miracle!**



# At A Glance



## Star Struck! It Took A Miracle!

Adapt your program according to the number of available participants. Insert Christmas Carols and Special Music wherever it is appropriate. Consider the total time. Eliminate or combine segments as needed. This is a sample peek at the full event.  
**Change as needed.**

### Prelude Processional

ACT 1: CATCH A FALLING STAR!

Preschool: A Little Miracle  
Kindergarten: Twinkle  
Grade One: So Many Stars  
Monologue: The Old Shepherd

ACT 2: REACH FOR A STAR

Grades 2-3: Angel Talk  
Grades 4-5: Look Up, Bethlehem  
Monologue: An Angel's View

ACT 3: ONE STAR IN A BILLION

Grade 6: Chasing A Star!  
Teens: Star Of The Show  
Monologue: The Old Wise Man

CONCLUSION: Morning Star!  
Audience Conclusion: Christmas Carols  
Candle Lighting (Optional)  
Closing Prayer

IT'S TIME FOR A BRIGHT AND SHINING  
STARRY NIGHT CHRISTMAS PARTY!



# Star Struck! It Took A Miracle!

## The Prelude

Church musicians (organ/piano/keyboard) play Christmas music as the audience gathers.

*If using our original music, STAR STRUCK CHRISTMAS MELODIES, (CD, 3 songs, piano sheet music, lyrics) consider playing or performing those songs during the prelude. The audience hears the new melodies and becomes familiar with the choruses.*



## The Procession

Gather participants in an outer room.  
Light existing sanctuary holiday lights,  
Including the on stage "stars".

As groups walk to their seats, the audience sings a Christmas Carol. The participants may sing the theme song if you have purchased the music. The participants may carry small flashlights or glow sticks/necklaces.



# ACT 1: Catch A Falling Star! Church Janitor

*Actor: One Person, Work clothes Props: Broom, Read from the script.*

## Alone on Stage.

It looks like I have extra work today. Cleaning up after a Christmas program is no fun. Look at this stuff. We dragged it out of the attic and basement. I set it up and I'll take it down. I expect all of you to be neat and clean about this. No gum! No tissues! Other than that, sit back, relax and enjoy the show. It'll be a miracle if nobody cries.



I saw the rehearsal. You may become "Star Struck" like I did. We wander through Jesus' story and discover some people didn't believe this baby was special and others spent their lifetime telling the Bethlehem story. So simple even a kid can understand it.

Mary and Joseph left that shabby stable headed for a foreign land, untrue accusations, fear of discovery and bearing the great responsibility to protect Jesus, God's Only Son.

Hey! No feet on the seats! I'm still the janitor around here!

Something in this sinful, old world had to change. God's plan started with a few surprised people, a tiny village, a star, a stable and best of all...the Baby! See? I'm no ordinary janitor. I understand the story.

I am Star Struck. I know where Jesus was born. His story takes place underneath one bright, strange star. A few people we will never know wondered what was going on in the sky. They were Star Struck too. YOU can be Star Struck! Lead those in search of a Savior to Jesus wherever you are and wherever you go. Just be quick about it. I have stuff to do!

In the meantime, two lost, weary travelers are trying to find their way to Bethlehem. Don't laugh. It wasn't funny. It wasn't funny at all! They had places to go and people to see...just like me. So get this show started and done with and be quick about it. ...And don't make a mess!



*Exit While Sweeping.*





## Two Weary Travelers

*Actors: One Adult, One Young Person (Kid)*

*Props: Holy Land Costumes, scripts*



Kid: (Dragging behind, exhausted) Stop! I cannot take one more step. I think the map is wrong. How much longer?

Adult: (Exhausted and angry) The question is how much 'longer' are you going to ask me "how much longer". I'm sick of it. Sick of it. Just be quiet.

Kid: (Whining) That light is so bright. I can't see. I can't take one more step. I'm not walking one more mile. (Fall down and lay on floor.)

Adult: Get up right now. You are embarrassing me. Look at all the other kids. I don't see them whining and throwing temper tantrums. Other kids are tired. Other kids have bright lights in their eyes. SOME kids appreciate that bright light. After all, we could be walking in complete darkness.

Kid: (Looking up while shading eyes) It's the brightest star I have ever seen. It's so low in the sky that it seems to be sitting on top of that little building. Cool! If we walk fast enough, I think we can catch a falling star.

Adult: (Sitting down) I don't care anymore. I'm lost. I mean... Don't be scared. I'm just 'directionally challenged' for the moment. Let's take a break and figure out our directions to Bethlehem.

Kid: Aha! You admit it. You are tired too. Wait a minute! Lost? Lost? No-o! I'm really hungry. Do you have a candy bar?

Adult: Empty pockets. You ate it all by the time we passed Jericho. Be patient until we get to Bethlehem. That starlight is very annoying. It won't quit shining. It does look very 'catch-able'.

Kid: Is that Bethlehem? Looks like people are gathering there.



Adult: No. Yes. Maybe. I have no idea. We are lost. Don't be upset.

Kid: I thought you were kidding. I need food. I need water. I need to be found. I'm very tired.

Adult: I have a plan. It may not be the best plan but it is A PLAN.

Kid: Let's hear it. How much longer am I going to be out here? If we can catch that star, I'm all for the plan.

Adult: See those children coming along the path?

Kid: Those wee little ones?

Adult: We are going to follow them.


Kid: You ARE right. It's NOT the best plan. Do you have another plan?

Adult: That's my plan. Follow the little ones and they lead us to Bethlehem. Let's get out of the way and see if we can figure out where they are going.

Kid: They sure are little. I don't think they have a clue.....

Adult: Hush...here they come!

Step to Back of Stage



## Preschool: A Little Miracle

### Preschool Students

**Teacher/Leader/Parents:** Script segment

**Option:** Holy Land Costumes or modern clothing



Teacher: Stay together children. Just a few more steps to Bethlehem. No whining. No crying. We are going to see a baby boy.

**Children:** (Jumping up and down) A Baby! A Baby! A Baby!

Teacher: Calm down children. That big star is blinding me. It will be a miracle to find a baby down that path. Help me look. Can you see Bethlehem?

*Children put hands above eyes  
and look in the same direction.*

*To Audience....* Taking all these little ones on a trip is a little miracle in itself. Giving directions to a toddler is very difficult. It's like trying to explain what color the number four smells like.

*To Children:* We have prepared for this little miracle. We are ready. We are close. All we have to do is follow that star. Who wants to see the baby?

**Children:** A Baby! A Baby! A Baby!

Teacher: This Baby Boy is a little miracle born in Bethlehem for a great big reason. The best known Bible verse is: *"For God so loved the world, He gave His Only Son, that whosoever believes in Him shall not perish but have everlasting life."*

No wonder the special Star is shining so brightly. God is saying we should come and see for ourselves that a little miracle is sleeping in a manger. God is pointing the way to Jesus! He won't stay in the manger. Jesus will grow up to be our Savior. We have a little song to sing to the baby. We can practice along the way.



**Gather group center stage and sing.**

*There may be a favorite preschool Christmas song you prefer.*

*Choose one that is simple and can be easily performed*

*by preschool children.*

## Three Wise Men


*(Tune: Three Blind Mice)*

Three wise men, three wise men,  
Traveling far, See a bright star.  
They found the Savior in Bethlehem,  
They fell on their knees  
and they worshiped Him.  
Never before has there ever been  
A Baby like Him, A Baby like Him.



Teacher: I see the star and it is resting right over the stable where Baby Jesus is sleeping. It's a 'little miracle'! Let's go!

Exit



## Kindergarten:

## Twinkle!

*Kindergarten Students: Star costumes with messages*  
*Teacher/Leader: Script*

**Costumes:** Make simple star costumes large enough to cover top half of each student. Cut from neon yellow poster board, attach a fabric neck strap. Add glitter as desired. Let students carry or wear bright glow sticks.

**Option:** Print Christmas messages on each star according to which part children say.

**Entrance:** Kindergarten group enters from the rear of the room. They twinkle their small flashlights and walk separately to show off their 'star' costumes. Gather center stage.



Teacher: Hurry along, twinkling stars! We don't want to be late. We get to tell the whole Christmas story. No falling stars, please. Just twinkle your best twinkles. We can say Merry Christmas to get everyone in the mood to go to Bethlehem. Shout it out!

*Children exclaim their Star message aloud.*  
*Add Christmas messages of your own choosing*  
*as needed for larger groups of children.*

#1: Come to Bethlehem!

#2: Jesus is Born!

#3: Come Let Us Adore Him!

#4: Away In A Manger!

#5: Joy To The World!

#6: O Come All Ye Faithful!





#7: Hark The Herald Angels Sing!

#8: Jesus Loves Me!

#9: Let's Go To Bethlehem!

#10: Follow That Star!

ALL: MERRY CHRISTMAS!

*Students sing at center stage.  
No accompaniment needed.*

## Twinkle, Twinkle Christmas Star

Twinkle, twinkle, little star  
(Hold diamond shaped hands above head)

Wise Men followed from afar.  
(Shield eyes with hand)

They found the boy of whom we sing  
(Hold out hand to show height of little boy)

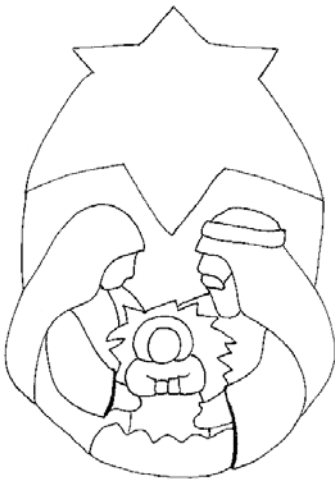
And gave Him gifts fit for a King  
(Arms, as if giving a gift)

They fell right down and gave a nod  
(Kneel and bow head)

Jesus was the gift from God.  
(Clasp hands in prayer)

Teacher: We are ready to find Jesus. Let's go to Bethlehem. Follow that Star!

Exit



## Grade One: So Many Stars!



**Grade One Students:** Assign speaking parts according to the number of students available. Fewer students? One person may be assigned more than one part.

**Teacher:** Script  
**Costumes:** Shepherds

**Teacher:** Gather 'round, shepherds. You may have noticed you have specific directions to find Baby Jesus. Our directions are not written on a paper map. We heard the directions with our ears. Do you remember them?

Student #1: (Point off stage) Did you see that?

Student #2: What? My eyes were closed. I didn't see anything!


**Teacher:** It happened during the night watch. It was quiet on the hill. The sheep were snoring. All the shepherds were watching them sleep. Suddenly, God's angel stood right in the middle of camp.

Student #3: I was so scared!

Student #4: I thought a huge star fell down right in front of us.

**Teacher:** God's angel said, "Don be afraid. I am here to announce a great and joyful event that is meant for everybody, all over the world. A Savior has just been born in David's town, a Savior who is Messiah and Master. This is what you should look for: a baby wrapped in a blanket and lying in a manger."

*(Option: If the traditional King James Version of the angel's message is preferred: "For unto you is born this day in the city of David, a Savior, which is Christ the Lord. And this shall be a sign unto you; Ye shall find the babe wrapped in swaddling clothes, lying in a manger." Luke 2:11-12)*



#5: That wasn't the end. More Angels! Millions of them! All over the sky! They looked like stars. I was Star Struck. Couldn't move!

**Teacher:** The angels were praising God, saying, "Glory to God in the highest, and on earth peace, good will toward men."

#6: Where did the angel say we should go? Who are we looking for?

#7: Bethlehem, Baby, Cloth, Manger!

**Teacher:** "When the angels had returned the heaven, the shepherds said to each other, 'Let's go to Bethlehem! Let's see this thing that has happened, which the Lord has told us about.'" Luke 2:15 NLT Let's go. There is no time to waste. When we find the baby we have to tell everyone.

#8: Nobody's going to believe us.

*Group surrounds Two Weary Travelers  
who have been on stage  
listening from the background.*


#9: Follow us! We're going to Bethlehem to find the Baby.

#10: There were angels like stars.

#11: We have to tell everyone! Come with us.

*Pull on arms of the travelers  
who are reluctant to follow them.*

*Shepherds run to the Nativity Scene.  
Sit on the floor around the manger.*



# The Old Shepherd



**One Older Adult:** Read Monologue, practice until it is familiar

**Costume:** Shepherd

**Entrance and Exit:** Walk silently, thoughtfully slowly to center stage from the back of the room. Leave the same way.

Why me? There is nothing special about me. I don't have power or money. If you stacked up all the good things I have done in my life and measured them, they would not amount to much. I have not earned the love of God.

I was so young that night and yet I remember every minute. I even remember how it smelled; Crisp air, smoky fire, sheep, grilled fish leftover from supper.

It was an ordinary night. Cold, starry sky, sheep on the hillside. There was no clue something world changing was about to happen. All of a sudden everything changed; For me, for my friends, for all humanity.

How can I explain this? One moment I was dozing off by the campfire and the next moment I felt a huge "presence". I jumped up to protect my friends and my flock. I was terrified.

He just stood there...looking at me. A stranger. He was tall and bright, dazzling white with light I never saw before and never saw since that night.

He looked right at me. When he appeared there was no doubt I was in the presence of God's messenger. Did I mention "no doubt"? As soon as He spoke it was like a thousand rippling waters flowing around me. He said, "Do not be afraid" and I wasn't. Peace flooded my heart. I was safe.

My friends stood up and together we heard the words that changed the world. *"For unto you is born this day in the city of David, a Savior, which is Christ the Lord. And this shall be a sign unto you; Ye shall find the babe wrapped in swaddling clothes, lying in a manger."* Luke 2:11-12 KJV

We were star struck! Suddenly this beautiful angel had friends all around him. They filled the skies. They fluttered and stood still. They watched. They smiled. There were so many angels I would be hard pressed to count them.



*"Glory to God in the highest, and on earth peace, good will toward men."*  
Their song was pure praise with a wish and a prayer. I had the sense they wanted to tell us more but were not permitted. My heart praised God along with them. Praise was on the wind. The sheep were mysteriously quiet. My shepherd friends were taking in the words.

And then? They were gone. The air was still crisp, the campfire was still smoky and crackling, the aroma of grilled fish was still in the air, the sheep were moving along the hill and the stars were still twinkling. But...the angels were gone.

Did that just happen? We reassured each other we weren't crazy. I know it sounds terrible but we left our flocks. No one stayed behind. We headed for Bethlehem. We searched the village streets until we found a dingy animal cave beside a small inn. Inside that stable we found Joseph, Mary and the baby.

It was just like the angels said. He was wonderful. Wrapped in torn cloth, swaddled tightly and lying in a feed trough, a manger. He was awake when we got there. Soon he fell asleep against his mother. It was quite a sight.

We worshiped him. Surely this is the Messiah we have been expecting. Why else would angels come? Joseph and Mary listened to our story and hugged us. We all rejoiced. Big smiles all around. When we left them, we told everyone we saw that the Messiah had been born. People were confused. They didn't know what to believe. They didn't trust us. Our pathetic shepherd reputations were rumored long before we got there.

I'm still telling everyone I meet. That is why I am telling you right now. I am "Star Struck" with God's joy! That night on the hill and in Bethlehem was a gift. The angel message is a gift. It is the good news that goes out to all people of the earth, a Savior has been born!



*Turn And Remain At The Manger.*  
*Audience Option: Traditional Christmas Carol*  
***"While Shepherds Watched Their Flocks By Night"***





## Act 2: Reach For A Star

### Two Weary Travelers

*Stand Center Stage*



Adult: Well, I'm not going to follow shepherds. Shepherds are not going to tell ME where to go!

Kid: Are you kidding me? They know the way. They seem Star Struck. They seem like they know what they are talking about. Let's follow them.

Adult: Shepherds are not to be trusted. They are dishonest, lazy and...they smell like sheep!

Kid: Of course they smell like sheep! They take care of hundreds of sheep.

Adult: (Bored) I'm waiting for a better offer.

Kid: I want food. I want a bed. Shepherds ARE the better offer. Let's hurry before they are out of sight.

Adult: Be patient. Step aside. There's another group coming.

Kid: If you ask me, the only way you are going to find your way is if angels from heaven show up and lit the path.

Adult: It could happen.



*Step to Back of Stage*



## Grade 2-3: Angel Talk

*Grade 2-3 Students: Angels*

*Costumes: Tinsel halos and simple white tops/black slacks, skirts  
OR full angel costumes*

*Divide speaking parts between available participants.*



#1: Woo Hoo! Jesus has been born!

#2: It was exciting to make our baby announcement!

#3: I didn't mean to scare the shepherds. I smiled. In fact, I gave my best smile. See? (Smile really big) Nothing scary about that, is there?

*All Angels "oo-ahh" in unison.*

#4: The shepherds were the ones that were afraid. I'm sure they will get over it.

#5: You have to admit we DO 'light up' a room. We tend to sparkle a bit.

#6: Sparkle, shine, glow...we are quite...well, Angelic. Heavenly Father has been good to us.

#6: I think we should be singing in the new concert hall in Jerusalem! Jesus Is Born! Now that's a great announcement.

#7: I'm sure Heavenly Father knows what He's doing. We go where He sends us. We are the Messengers.

#8: I can't wait to see Jesus' little baby face and pinch those baby cheeks.

#9: Are we allowed to do that?

#10: I have no idea. I was in charge of 'directions'. You know...First star to the right. To repeat in case you were not listening: "Go to Bethlehem. You will find the baby wrapped in swaddling clothes, lying in a manger".



#11: Let's go! I feel another song coming on. You know that old tune: "Away In A Manger".

#12: That song tells the whole story. Hurry. I see the manger over there.

*All Angels surround the manger.  
Sing "Away In A Manger".  
Invite the audience to sing first verse.*

## Away In A Manger

(Sing with accompaniment or a capella)



Away in a manger, no crib for a bed.  
The little Lord Jesus laid down His sweet head.  
The stars in the sky looked down where He lay.  
The little Lord Jesus asleep in the hay.

The Angels were flying o'er sweet Baby's head.  
Their words came to shepherds to find Jesus' bed.  
When Angels are speaking, there's no need to fear.  
Just tell His sweet story to all who are near.

*Repeat Verse One With Audience.*

*Exit*



## Grades 4-5: Look Up, Bethlehem!

**Grade 4-5 Students:** *Modern Day Bethlehem Travelers*

**Costumes:** *Wear today's traveling clothes. Include backpacks and baseball caps or other traveling hats.*

*Divide speaking parts between available participants.*

#1: (Read Scripture) *"And it came to pass in those days, that there went out a decree from Caesar Augustus that all the world should be taxed."*

#2: Taxed! My parents hate taxes. Every year it's the same old thing, "Pay taxes, pay taxes, pay taxes. We can't go on vacation because we have to pay taxes."

#3: (Whine) *"We can't buy you a pony because we have to pay taxes."*

#4: (Whine) *"We can't give you an allowance. We have to pay taxes."*

#5: This was different. *"And all went to be taxed, every one to his own city."*

#6: Can you imagine if we had to travel to the cities where we were born just to pay taxes and sign in? Come to think of it, that might make a great vacation. Pay taxes AND take a vacation!


#3: Hey! Do you think it would work to pay taxes AND buy a pony?

#4: No, I think you are never going to get a pony. It might work for me. Pay taxes AND an allowance for me! *"Hey mom! You just paid your taxes and look how much money is left over. I could use a little extra money...you know...each week?"*

#7: (Read Scripture) *"And Joseph also went up from Galilee, out of the city of Nazareth, into Judea, unto the city of David, which is called Bethlehem; (because he was of the house and lineage of David)."*

#8: Bethlehem! We are almost to Bethlehem. I'm sure if we head that direction we are going to find the place where Jesus was born.

#9: Maybe, but we are too late. He was born a lo-ong time ago. We flew in yesterday. And boy are my arms tired!



#10: No one is ever late coming to Jesus. We may not have been born when Jesus was born but we know where to find Him.

(Read Scripture) *"For God so loved the world that He gave His only Son, that whoever believes in Him should not perish but have everlasting life."*


John 3:16

#11: Look up! I am sure that star is shining over the place where Jesus was born.

ALL: THE STAR STILL SHINES!

*If you have purchased "Star Struck Melodies",  
the group may sing "The Star Still Shines" now.  
Or, choose a Christmas song from your own collection.*

Exit





## An Angel's View

**One Adult:** Read Monologue, practice until it is familiar

**Costume:** Angel

**Entrance and Exit:** Walk from back of room to stand near the Nativity area. Leave the same way.

For Your Information, angels are quite bright. My advice is: If Christmas is truly the birthday of God's Only Son in the form of a helpless baby, it's quite a day. If not, go home.

People are afraid of God...and angels...standing in very bright light... but EVERYONE loves a baby! Think about it. If God wanted to be loved, He did the right thing here. He visited His creation not as a thundering cloud of judgment accompanied by dangerous lightning but with a tiny cry in an every day family. He was unable to do more than wiggle and make noises, needing to be fed and changed and taught to speak like any other child.

Even angels are Star Struck. After all, we live where Jesus lives. Heaven is elegant, perfect. He didn't just show up in Bethlehem. He was SENT...from HEAVEN...by GOD, His Father. "When the time was right God sent His Son ...born of a woman...born under the law so that He might redeem..." YOU! (Galatians 4:4) Not angels, people!

Personally, I think Joseph isn't talked about enough. What a brave man! Even with an angel in his dream, it took a lot of courage for him to obey God. Mary too. She met Gabriel and never hesitated to obey the message.

A sterling young couple! Poor kids. They went from house to house in a packed village looking for a place to stay. One kind old innkeeper gave what he had...a stable. Big deal. Take it or leave it. They took it.

I bet you think the only place we angels showed up was on the shepherd's hillside. Wrong! Today you humans see one or two angels hanging around the back of a 'hand-me-down' manger scene and they look worn, tired and chipped. Jesus' birth may have been humble but He had amazing angel care in that stable.



From the Garden of Eden to Bethlehem, we angels have had front row seats to the whole drama. I cannot appreciate Jesus' story like you can. I cannot be saved by the Savior like you. This gift is for you and I am an outsider.

Peter once said,

*"The prophets were told that their messages were not for themselves, but for you. And now this Good News has been announced to you by those who preach in the power of the Holy Spirit sent from heaven. It is all so wonderful that even the angels are eagerly watching these things happen."*

(1 Peter 1:12)

We angels long to look at the things of Jesus and know the thrill of salvation.

I'm here to tell you my story because, just like you, I am "Star Struck". The amazing story of Bethlehem is not over yet. God is still weaving His adventure around the world and through time. As wonderful as Jesus' arrival is, there is more. His death and resurrection top it and you are changed forever because of it.

So, until we meet again, remember:

*(Raise arm toward audience as a blessing)*

"Glory to God in the highest  
And on earth, peace and good will to men!"

*Turn And Remain At The Manger.*

**Audience Traditional Christmas Carol:  
"Angels We Have Heard On High"**



## Act 3: One Star In A Billion

### Two Weary Travelers

*Stand Center Stage*

Adult: I can see clearly now. If we follow the shepherds, we will find the baby.

Kid: I told you so. Let's go. They went this way.

Adult: If we follow the angels, we will find the baby.

Kid: I told you so. Let's go. They went this way.

Adult: Wait a minute. What if their story isn't true? What if shepherds and angels are just making up fantasy tales? What if all the travelers are lost and desperate like us? We could walk into a dangerous situation.


Kid: (Groan) I have been waiting and listening to travelers all night. Shepherds, angels, kids, common folks! EVERYONE says the baby is in a stable, in a manger. They all say He is our Savior. We have to try. Come on. Just try. What's the worst than can happen?

Adult: We can get robbed. We can get lost. We can be foolish. We can be two people that everyone tells stories about for years..." Did you hear the one about the two dumb travelers who fell for the story about a kid in a manger in Bethlehem?"

Kid: Or...We can be found. We can be wise. We can see the King of kings. We can be saved. It's worth it.

Adult: Wait! I see people coming. Just wait. Let's hear what they say.

*Stand quietly at the back of the stage.*



## Grade 6: Chasing A Star

*Grade 6 Students: Wise Men*

*Costumes: Holy Land Wise Man clothing.*

*Add bright colors and jewelry as desired.*

*At least 3 gifts should be carried.*

*OR SIMPLIFY BY WEARING COLORFUL TURBANS*

*with white shirts/black slacks.*

*Divide speaking parts between available participants.*



#1: "Now when Jesus was born in Bethlehem of Judea in the days of Herod the king, behold, there came wise men from the east to Jerusalem, saying, "Where is He that is born King of the Jews? We have seen His star in the east and are come to worship Him."

#2: We are getting close. I can feel it. There is the village.

#3: I STILL see the star. It is funny how that star has not moved. All this time. All this travel. And the star still shines.

#4: The star is so magnificent that it reminds me of a psalm written long ago, "The hands that made the stars are holding your heart." (Psalm 139:13)

#5: My heart is saying we should chase that star. There are other travelers among us. There could be a miracle waiting around the bend.

#6: We escaped a close call. Herod tried to trick us. "Come back and tell me where you find the child", he said. "I want to worship him too", he said.

#7: Herod had sneaky eyes. I don't care if he IS a king. I feared for our lives. I'm sorry I directed him to Bethlehem but that is what I read in the book, "And you Bethlehem, in the land of Judah, are not the least...for out of you shall come a Governor that shall rule my people Israel."

#8: That made him angry. Another leader? Another threat to his power. My suggestion is that when we finish our adventure, we find another way home. Going back by way of Jerusalem seems dangerous. Let's be 'wise'.



#9: I brought a gift for the king. No one can refuse GOLD. If there is anything that says, "I am a King" it is gold.

#10: I brought a gift for the king. Frankincense. My favorite aroma. It always reminds me of God.

#11: I brought a gift for the king. Myrrh. It is a sweet oil. Sadly, it is a symbol of death. Perhaps there is more to this king than we imagine.

#12: Has anyone brought a real baby gift? Like toys, rattles, diapers, baby blankets? What will a baby do with gold, frankincense and myrrh. We are a sad group of guests.

#13: Well, well....we ARE good at following a star! That should count for something.

## Two Weary Travelers

Adult: (To the Wise Men) We are listening. May we follow you to Bethlehem? We are lost. We want to see the baby that the shepherds and angels said was in a stable in a manger in Bethlehem.

Kid: I have to get to Bethlehem. I'm tired. I'm hungry. I'm sick of waiting to see why that star is so bright.

Wise Man #1: Let me think....Are you trust worthy? Are you traveling to Jerusalem any time soon?

Wise Man #2: Did you bring a gift? You must have a gift.

Kid: I have a toy dog in my backpack. Does that count?

Wise Man #3: Since we forgot real baby gifts, I say that counts. Follow us!



*Entire Group Moves to the Nativity area.*





While the next group is getting into their places around the audience, quietly move the Nativity Scene from Stage Right to Center Stage.



The simple nativity scene props and people become the main focus on stage.

Participants around the manger. They may stand, kneeling and sitting, facing the manger.



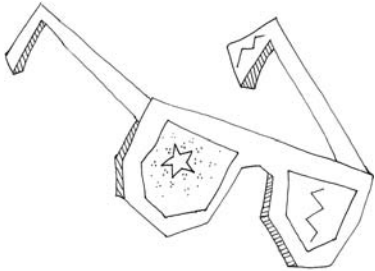
place themselves around the manger. They may stand, kneeling and sitting, facing the manger.

Move the large Star over the manger and light it.

If the audience watches the move, that is great. It will have meaning as props and people move quietly.



## Teens: Star Of The Show



*Teen Students: Carry Script Segment*  
*Costumes: Modern Day Clothing, SUNGLASSES*  
*Divide speaking parts between available participants.*

Teens stand around the room, along the aisles and on stage depending on number of participants.

#1: The Star is just the beginning of Jesus' story. We know a few things that you should know today.

#2: Here in this place we learned that this is a real life story and we are all part of it. We are so Star Struck that we need SUNGLASSES!

Every student puts on sunglasses.

#3: A long time ago, God made the whole world. "In the beginning, God created the heavens and the earth." He made people. God is the only One who can do that! It sounds simple but it's really a miracle. It took a miracle of love for God to create us.

#4: God wanted friends who would love Him. Instead, God couldn't be friends with people because sin separated us and God could not bear it. Everyone is touched by sin. If you say you have never sinned, you are not telling the truth. "For all have sinned and come short of the glory of God."

#5: Then Bethlehem! Even though God let faithful people in on His plan, most people didn't believe a Messiah would come. They had waited so long that they gave up hope. Sin, fear, hatred blinded everyone to God's love and His promise that He would send a Redeemer to save the people from their sin. But there were those who understood that there is a Redeemer, a Messiah, a Savior.

#6: Then One starry night! There was a miracle. Shepherds were 'shep-ping', Travelers were 'traveling', People were 'peep-ing', angels were 'singing'. And it happened. The Messiah arrived.



#7: No trumpets. No television breaking news. No photographers. It was Just Jesus. He was just a baby. He came to just a poor family. He came when the time was just right. "In the fullness of time, God sent his Son, born of woman, born under the law, to redeem those who were under the law, so that we might receive adoption as sons and daughters." *Galatians 4:4-6*

#8: Who saw Jesus? A few confused people and millions of angels. Mary, Joseph, shepherds, angels, wise men from the east...those were the ones who saw God's little miracle arrive under a bright star. They were definitely 'Star Struck'. He cried like babies cry. He slept and ate and grew into a fine young man.

#9: So, what did God do? He allowed Jesus, His Son, to live here for a few years. During those years, Jesus showed us what God looks like. He never sinned. He made blind people see. He made sick people well. He was the best teacher the world has ever known.

#1: He said, "Blessed are the poor in spirit.

#2: Blessed are those who mourn.

#3: Blessed are the meek.

#4: Blessed are those who hunger and thirst for righteousness.

#5: Blessed are the merciful.

#6: Blessed are the pure in heart.

#7: Blessed are the peacemakers.

#8: Blessed are those who are persecuted for righteousness sake."

#10: What was God's big plan? Salvation. Jesus became sin who knew no sin so that we could become sons and daughters of God. And that's the real message of Christmas. It began in a manger and ended...

#11: NOT on a Cross but at an empty tomb! See that manger? It was the beginning of hope for all the people of the earth. Every tribe, every nation, every era of time is included. No wonder we are Star Struck!

*Exit*



## The Old Wise Man

*One Adult: Read Monologue, practice until it is familiar*

*Costume: Wise Man from the East*

**Entrance and Exit:** Walk from back of room to stand near the Nativity area.  
Leave the same way.



I have been around for a long time. You might say I have the wisdom of the ages. I don't sleep much anymore. Tonight I lay out under the stars. I am tired. I have been chasing this star for so long and finally, here it is. Such a amazing, beautiful wonder. My friends and I are star experts. We study stars to look into the future. It may sound silly but it works for me.

It has been a long journey from the east. I'm not getting any younger. My bones ache. I was not going to miss this adventure. I brought a gift fit for a king. Gold! Everybody knows kings need gold.

I saw him you know. He is a baby king. I gave the gold to his mother for safe keeping. What a king He will be! He's got quite a journey ahead of him. He may just be a baby now but I see it in Him. It's the very reason the stars brought us...sorry...It's the very reason God brought us here.

We arrived in Jerusalem first. We were clueless but it began to dawn on me that this was no ordinary king. Others were looking for him too. We meant our search to be good. Them? Not so much. I still think Herod wants to kill this child. That evil king smiles but behind the smile is a jealous heart. We will find another way home. A detour adventure. Yes, that's it!

A baby. He's going to change the world. I have studied the stars for so long that I thought life and death were ruled by them. People honored me for being so "wise". But there is wisdom beyond the stars. I see that now.

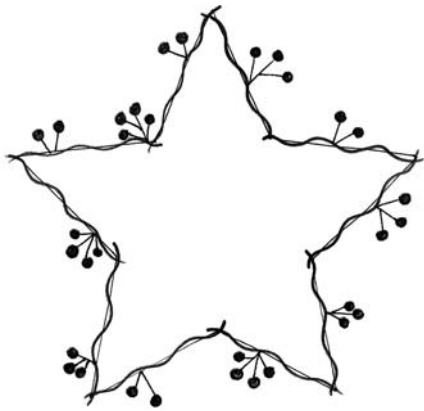
What a privilege to chase this star. I will never be the same. I have to get home to tell my people the good news. I have been given a gift from the Maker of the stars Himself. They won't know what hit them.

### *Turn and Stand at the manger:*

O Little town of Bethlehem, how still we see thee lie!  
Above thy deep and dreamless sleep, the silent stars go by.  
Yet in they dark streets shineth the everlasting Light;  
The hopes and fears of all the years are met in thee tonight.

### *Remain At The Manger*





## Conclusion

# The Morning Star

All Program participants leave the stage.  
The Manger and the Star remain in place.

## Two Weary Travelers

*Stand near the manger.*

Adult: (Looking in the empty manger) Well, just look at Him. There He is. We finally made it to Bethlehem. I don't feel lost any more. Do you suppose He sees us?

Kid: (Looking in the manger) Somehow, I thought He would be bigger. You know, grown up. Or, at least more impressive. He is just an everyday, normal baby. No crown, no silk robes.

Adult: All those hot days on the road made me doubt that a baby even existed. The Star kept shining but I didn't believe it led anywhere.

Kid: The morning star is the brightest star that outshines all others. Jesus is the "Morning Star". His greatness is far above all others. Standing at a humble manger is just the beginning of hope for all weary travelers. This Baby is the hope of all nations.

Adult: *"For by Jesus all things were created, in heaven and on earth, visible and invisible, whether thrones or dominions or rulers or authorities—all things were created through Him and for Him. And He is before all things, and in Him all things hold together."* Colossians 1:16-17

Kid: And to think 'It Took A Miracle' for God to convince us of His great love. I'm Star Struck!



Exit





## Narrator: The Church Janitor

### Enter While Sweeping

You still here? I thought I told you to move along. The show's over. Nothing to see here. Look at this mess! What part of "Don't make a mess" did you not understand?

*(Looking in Manger)* He was here wasn't He? I knew He would show up. He always does. It doesn't matter what event I get ready for Jesus is the Star. *(Take down the Star, turn off the lights.)*

You might think I don't notice but I do. People come and go. Children are born and grow up here. I stay. I get a new broom once in awhile but I'm not the Star of the Show. I'm just the janitor. The clean up guy. The...wait a minute....I AM pretty important.

The Bible makes it clear that if I was the only person in the world who needed Jesus to be born in that manger, under that star, He would still be born. What a plan!

You aren't the Star of the Show either. Sometimes, just sometimes mind you, it's not all about YOU. Sometimes it's about others. Sometimes God lets us in on a secret. Jesus was born in Bethlehem under a strangely bright star so we don't miss Him.

What a pity if we miss Him. Young or old, rich or poor, president of the company or janitor from the basement....God doesn't want us to miss Him. So, He sent a Star. And under that star was a baby boy.

Yep, it was messy. We janitors understand 'messy'. Jesus didn't come to hang around and do nothing. He came to give us life and hope and Heaven by and by.

In the end, that's why you are all here. Deep in your messy hearts you know you are 'Star Struck'. Now get out of here. I have work to do. Oh, by the way, Merry Christmas!

Exit While Sweeping.



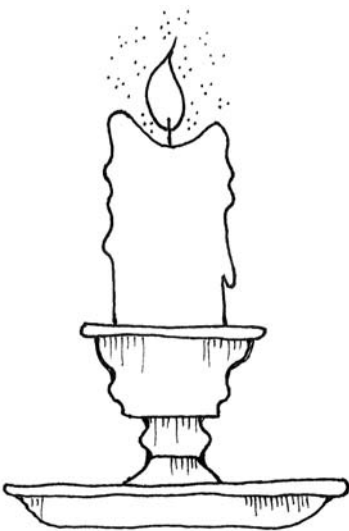


## Audience Conclusion

Sing Christmas Carols

Candle Lighting Ceremony

Prepare a traditional lighting of  
candles for entire audience  
while singing Carols.




Closing Prayer

**It is time for a fantastic  
Starry Night Christmas Party!**



# The Starry Night Christmas Party

Assign party planning to one small group. This may be a few men and women hand picked for this purpose or an adult Sunday School class or small group.



Offer delicious food, background Christmas music and casual fellowship.

## Preparations Before Party Day


**Menu:** Plan the menu. A fun option may be to ask people to bring their favorite Christmas dessert to share. Provide a variety of beverages.

*Christmas Cookies galore  
are also a fun Christmas option!*

*If this is a Sunday morning event,  
consider serving a continental breakfast  
complete with doughnuts, orange juice, coffee and tea.*

**Seating:** Decide the best seating arrangement depending upon the size of the anticipated gathering. Position tables and chairs and serve buffet style with guests standing and moving around the room to chat. Place a few chairs in small circles throughout the area for small group conversation.

**Music:** Fill the room with Christmas music. This could be live music performed by local church musicians or favorite CD performances. Ask a teen to become the Starry Night DJ! Set up the music on a stage or in a prominent corner!



**Centerpieces:** Cover tables as desired. Features Starry Christmas centerpieces on each table. Candles, stars, glitter, greens. Decide what accessories will make the room shine.

## Preparations On Party Day

Decorate the serving table and guests tables. Plug in the coffee pot and put tea water on the stove to boil while the program is in progress. Set out desserts, cream and sugar. Make your favorite Christmas punch and place on a nearby serving table.

## During the Party


Assign helpers to cut and serve food, pour beverages and refill creamers and as needed. Greet guests cordially as they come through the serving line. Move about the group to be sure everyone feels welcome. Find seats for those who may not be familiar with your church. Introduce people. Enjoy the program participants as they mingle with the guests.

## After the Party

The party is not over until clean up is complete. Ask everyone to help with dishes, remove tables and chars while sweeping the area clean.

## Go Home!

Be "Star Struck"  
With Your Family!  
You Have Been A Good  
and Faithful Servant!  
Merry Christmas!



PREVIEW PROGRAM ONLY  
NOT FOR USE  
PLEASE PURCHASE

