



# Spring Gala



PREVIEW PROGRAM ONLY  
NOT FOR USE

PLEASE PURCHASE  
Blooming  
Spring  
Banquet



# Spring Gala

PREVIEW PROGRAM ONLY  
NOT FOR USE  
PLEASE PURCHASE

# A Blooming Spring Banquet




Today we gather  
For our families  
For our friends  
For our mothers,  
wives, sisters, daughters.  
For our babies.  
For our fellow women.

PREVIEW PROGRAM ONLY

NOT FOR USE  
FOR OUR FUTURE.

PLEASE PURCHASE



*“Spring bursts today,  
for love is risen  
and all the earth’s at play.”  
~ Christina Rossetti*

OPEN THESE PAGES!  
BE CAREFUL!  
BURSTING MAY HAPPEN!



# Index



Introduction and Index.....1-3  
 Important Tech Information.....4

Spring Is Nature's Way of Saying.."Let's Party" .....5-8  
 Guest Speaker.....9-10  
 Spreading Good News.....11-12

Hot Tips For Decorating...Spring Is In The Air.....13-16  
 Banquet Hall.....17  
 Art Supplies, Decorations, Small Gifts.....19-20

Let's Get This Party Started.....21-25  
 A Spring Gala of Food.....26-30

"Spring" A Surprise Event.....31  
 Music: the Earth SINGS In Flowers.....32-38

Make A Memory: Keepsake Program.....39  
 Welcome The Guests: Spring Gala Banquet Games.....40-44

**Spring Gala...A Blooming Spring Banquet 45-69**

Tips For A Spring Gala Program.....46  
 Spring Gala At A Glance.....47  
 Pre Dinner Introduction: Why God Love Spring.....48-50  
 After Dinner Introduction: I'm Sorry For the Things I Said in Winter.....51

Spring Gala #1: I Was Made For Sunny Days.....52-53  
 Spring Gala #2: Spring Has Sprung.....54  
 Spring Gala #3: Bugs Are Back In Town.....55-57  
 Spring Gala #4: The Need..The Need For Seed.....58-62  
 Spring Gala #5: Operation Clean Sweep.....63-65  
 Spring Gala #6: Spring! Do Your Thing.....66-67

Conclusion: Spring Fever.....68-69



## Important Tech Information

WHEN PURCHASING 'SPRING GALA'  
AS AN INSTANT DOWNLOAD,  
PLEASE NOTE~


DOWNLOAD ONE PRINTED MASTER COPY  
OF THE PROGRAM.

THE FILE DOES NOT SAVE TO YOUR HARD DRIVE.

DO NOT WRITE ON THE ORIGINAL MASTER COPY!!!!  
MAKE ALL PRINTED COPIES  
FROM THE ORIGINAL MASTER COPY.  
*YOU HAVE PERMISSION TO MAKE AS MANY PRINTED COPIES AS NEEDED  
FOR YOUR GROUP.*

THIS IS A ONE TIME ONLY INSTANT DOWNLOAD.

*It does not come with the automatic ability  
to change information, insert names,  
rearrange or add material via computer.  
It is not saved on your hard drive  
due to copyright protections.*



SOME GROUPS ENJOY MEMORIZATION  
AND OTHER GROUPS AVOID IT. EXCEPT  
FOR YOUNG NON READERS, READ ALL  
PARTS. IF YOUR GROUP IS FOND OF  
MEMORIZATION, LEAD TIME WILL BE  
LONGER AND MORE INTENSE REHEARSAL IS NECESSARY.

#### COPYRIGHT INFORMATION

Print all pages needed for your local group using your copier. Make as many copies of each page as needed for personal use. Do NOT give this program to any other group. Instead, give interested folks our order form, address and toll free telephone number (1-888-236-5433). This allows CLOSE ENCOUNTERS MINISTRIES the ability to continue production of exciting, inspiring Christian programs at low cost to churches across the USA and Canada.

All Rights Reserved-Copyright protected.



## Spring Is Nature's Way of Saying... "Let's Party"!

*"We do not Remember the Days,  
but Rather the Moments."*

Follow our tips and add your creative touches to make  
"Spring Gala" a unique event remembered for years.

Manage arrangements and develop  
the delightful 'Welcome to Spring' theme.

*From the first moment the planning team meets  
until the last note of music is played  
and the final crystal cup is tucked away,  
capture the imagination of every girl  
from three to ninety three...or ninety four!*

*Smiles and sweet tears  
are proof that this gathering  
has been a success.*


*People may hear your words,  
but they feel your Attitude.*

John C. Maxwell

### Events Are Not a Matter of Chance!

The delicious menu is the main Spring Banquet attraction. Add a program, a speaker or local entertainment. The occasion should be comfortable and social. **Plan wisely!**

*One popular Spring tradition is the Mother and Daughter Banquet. Many occasions feature banquets. Evening events, women's programs, holiday gatherings, annual retreats, summer picnics and even family church banquets.*



## Good Food and Funny Conversations Are the Fondest Memories of a Party!

**Be Casual:** A casual party is a fun and games event where people mix for sparkling conversation, good food and laughter. Some parties tend to be informal and hosts do not go to extra trouble to decorate. Sometimes these parties do not have to be planned at all.

*While party games were once wildly popular, there are groups who do not enjoy a lot of organized activity. Create a highly enjoyable experience.*

**The activities should fit the needs of guests.**

**Be Formal:** A fancy party requires detailed planning to handle the program, publicity, decorating, refreshments and clean up. It is a great party if you create your own fun to create amazing memories.

## You Really *Can* Do Whatever You Want!

**The smallest details make the biggest impression.** Wild flowers on a table, small table gifts, background music, greeters and smiles other make guests feel welcome, special and pampered. **Create a memory!**

*“Who Practices Hospitality  
Entertains God Himself.”*

Help guests grow in their relationship to the Lord. Give affection and receive love from people in the family of God. **Friendly conversations.**

*“Offer hospitality to one another without grumbling.”*

*1 Peter 4:9*

## Surprise! A Delightful Plan!

**Be specific!** What do you want to happen during the hours guests are present? Plans in this workbook are complete. Adapt details to fit your needs. Add creative ideas and change activities as desired.

**Omit what cannot be used.**



## Don't Panic! Organize!

**Save time!** Make changes at the beginning of the planning process. Write down exactly what will happen and when jobs must be completed. Do not leave organization to the last minute. **Tip: To sleep at night, make a plan!**

## Team Work Makes The Dream Work *Trust The Team!*

The leadership team may be as few as two or as large as ten or more.  
Divide tasks between team members.

**Fearless Leader:** One person should be in charge to keep the whole affair moving smoothly.  
Specific jobs are shared with the team.

## Where Do I Get 'Stuff'?

*“And my God will supply all your needs according to His riches in glory in Christ Jesus.”*

Philippians 4:19

**Stay within budget.** Keep expense records. Use the church tax exemption number. Be creative when designing tables, printed programs and decorations. **Borrow items when available.**

## When You Can't Find the Sunshine, Be the Sunshine!

*“Smile! It is the key that fits the lock of everybody's heart.”*

Anthony D'Angelo

**Maintain a light, happy atmosphere.**

**The planning team will catch the spirit.**

**After all, this is a party!**





## Pray More. Worry Less.

Pray for the event, the team and the guests. Pray as a team. Take each detail before the Lord and then **- Relax!**

*“Anything you pray for, you need to prepare for.”*

DeVon Franklin

Provide adequate time to set up tables, decorations and food. Reserve the church for the entire day.

**Room arrangements happen a day before the party.**

## Thank You ~ Magical Words!

~ I'm Touched Beyond Words ~ You're The Best

The behind-the-scenes team is the core of this event. Write thank you notes, call them. Give small thank you gifts. **Recognize the team publically.**

PREVIEW PROGRAM ONLY

## Clean Up After Yourself!

*“Your Momma don't work here!”*

**When the party is over, clean up begins.** The party is not complete until the church is in order. Encourage the team to remove their personal items immediately. **Stay to help with kitchen clean up.**

*Notes to Myself:*

Here comes SPRING

a time to Grow....


Thank you, God,  
we love you so!



## Guest Speaker

*“Speak in such a way that others love to listen to you.  
Listen in such a way that others love to speak to you.”*

Anonymous



### Add A Special Touch!

**Invite a guest to share spiritual/inspirational thoughts.** When scheduling a guest speaker, eliminate program segments that are usually performed by the audience guests themselves.

**The special speaker should conclude the festivities.**

*“The good person out of the good treasure of his (her) heart produces good...”*

*Luke 6:45*

PREVIEW PROGRAM ONLY

NOT FOR USE

### Who To Ask

**A good speaker makes a faith connection.** Choose someone from a list of possibilities suggested by friends, relatives, pastor, other churches, community groups or national organizations.

**The speaker may be someone from your group.**

*“Go into all the world and preach the gospel to all creation.”*

*Mark 16:15*

### Pay It Forward

**Is there a set fee?** If not, give a generous monetary gift including traveling costs. Think about the time they invest in preparation, travel and presentation.

**Be generous.**

*“...whoever sows generously will also reap generously...”*

*2 Corinthians 9:8*



## Stay In Touch

**Send a letter, make a telephone call and use the internet.** Include highway directions, arrival time, group size, time limit, lodging information and specific personal details.

**Gracious communication.**

*“Grace and peace to you from God our Father and the Lord Jesus Christ.”*

*1 Corinthians 1:3*

## Care and Feeding

**Be a friend!** Provide a specific hostess who handles introductions, sits with and converses with the guest at dinner and gives the speaker a sense of belonging.

***It is disquieting for a guest speaker to enter a room of strangers, speak about personal and spiritual issues and leave feeling like everyone is still a stranger.***

Include expenses from the time the speaker leaves home until the event is done. If more meals are required, host or pay accordingly.

*“Show hospitality to one another...”*

*1 Peter 4:9*

## After The Banquet

**Stay with the speaker until their departure.** Thank that person from your heart.

**Follow up with a handwritten thank you note!**

*“The Lord bless you and keep you;*

*The Lord make His face shine upon you, and be gracious to you;*

*The Lord lift up His countenance upon you, and give you peace.”*

*Numbers 6:24-26*

*Notes To Myself:*





## Spreading Good News!

“Despite the Forecast, Live like it’s Spring!”

*“How beautiful are the feet  
of those who declare good news.”*

*Romans 10:15*

Let's face it, you need enthusiastic guests. Convince everyone it will be a unique experience in fine dining and entertainment. They must not miss it! **Go the extra mile to publicize.**

### It's In The Details

Invitations, posters, registration forms, programs, handouts and centerpieces should relate to the theme. Use the same colors, scripture, picture or logo on every piece of publicity.

### Create Buzz!

**Involve helpers in the planning stages.** They don't have to be on the planning team. Assign tasks and small speaking parts.

**Ask as many people as possible to participate in the formal program.**

*Participants attend and invite others.*

*Many hands make light work.*

*Cut stress with more help.*

### Even More Fun!

Award prizes and give gifts for various games. Feature a Chinese Auction the guests can browse and deposit tickets for gifts of their choice. Enjoy the company of friends.



### Invite Every Gal!

**Send invitations.** When a community wide event is planned, place posters in local restaurants, business offices. Insert invitations in the weekly worship folder and in the monthly church newsletter.

*Don't forget...One of the best places to put posters is in the Ladies Room at church and in community businesses. If a local business hesitates to put yet another community event poster in their window, suggest their ladies room as a great "out of the way" place!*

### The Spring Gala!

Spring has sprung,  
Bees are humming!

We are having a party,  
We hope you are coming!

Come for the Love,  
Stay for the Party

*Spring Banquet! Be Our Guest!*

Where:

When:

Cost:

Reservations:

### Be Creative!

If this is a Mother's Day Banquet, advertise the event to husbands and sons that the banquet cost is a great Mother's Day gift they can give their wives, mothers and daughters. Find creative ways to make your banquet a "gift" to women and girls who want to attend.

*Notes To Myself:*



Hot Tips For Decorating...

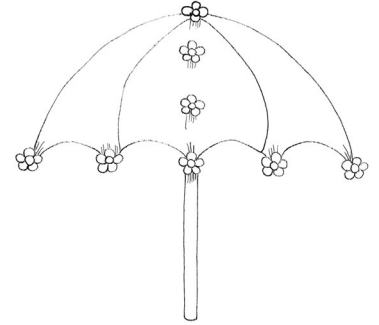
## Spring Is In The Air!

*“Keep the sermon short. Make the decorations attractive.”*

*(We don't know who said it first, but isn't it the truth?)*

*“Let all that you do be done in Love.”*

~1 Corinthians 16:14



## A Little Fresh Greenery Never Hurt Anyone!

Guests walk into a space filled with flowers, light and color. Discuss decoration at the beginning of the planning process. Trust your own amazing creativity. **Choose the best of our ideas to get started.**

*Plant your own daisies and decorate your own soul  
Instead of waiting for someone else to bring you flowers.*

Artistic, visually creative people take the responsibility to turn the room into a work of art. If there is no team, decorate simply at each table. You cannot go wrong! **Make it fun!**

## What Should Be Decorated?

Decorate tables with live or silk flower center pieces and color coordinated garden items. Consider decorating the welcome table, entry door, stage and corners. **Make it look like “Spring has sprung”!**

## Tasteful Elegance

Less is more. Choose unique accessories to make the tables and room sparkle. Do not clutter the area with an overabundance of 'stuff'.

*I Decorate for Spring!  
What's your Super Power?*



## 'Tis A Gift To Be Simple

Keep it simple. The result is a delight to the eye. Become familiar with the available space. **Use color and light to best advantage.**

*From tables to cheerful displays, the entire room should feature greenery, flowers, bright Spring colors. Individual events look different depending on available items.*

*The best fun happens when guests arrive and the Spring Gala theme comes to life with table elegance, games, speakers, prizes and music! Let guests view all table decorations before they are seated.*

## Spring Gala Hot Tips!

Choose coordinating colors as a basic foundation. Consider lime green table coverings and yellow daffodils. Mix white daisies with other wild flowers like dandelions. Other colors that make the theme come to life: lime green, salmon, neon pink, lavender, orange.

PREVIEW PROGRAM ONLY  
HOT TIP:  
WHITE TABLE COVERINGS,  
YELLOW, DAFFODILS, YELLOW PLACE MATS,  
YELLOW AND WHITE RIBBONS,  
YELLOW POLKA DOTTED NAPKINS!  
*OOO, FUN! "GET REAL" "SPRINGS" AT HARDWARE STORE  
TO ADD TO NAPKIN RIBBON!*

**Programs:** Print covers in a complimentary color. Create your own printed information based on local details. Each place setting features a program placed near the plate. Add a ribbon or bow.

HOT TIP:  
ADD TABLE SPARKLE WITH CANDLES,  
BALLOONS, CRYSTAL GLASSES  
COLORFUL HANDMADE TISSUE FLOWERS.

**Catch the Eye:** Antique garden tools, garden gloves, candles in crystal glasses, butterflies or other available items. Shop for daisy stickers on Google! Search "Spring Banquet Images". **Wow! The ideas you find!**



**Highlight:** Add one silk daisy to the top of each napkin setting. For a touch of whimsy wrap a beaded stretch bracelet around the napkin with a narrow yellow ribbon bow on the bracelet.

**Serve lemonade with white straws and spring flowers stuck in the straws.**

**HOT TIP:  
LADYBUGS! SMALL, CUTE, RED.  
HAND PAINTED ON PEBBLES, STICKERS, WOODEN.  
ADD THEM LIBERALLY.**

**Forget Clutter:** Choose items sparingly. Don't try to do it all on each table.

.....  
**HOT TIP:  
GOOGLE 'SPRING TABLE DECORATIONS'. CLICK ON 'IMAGES'.  
AN AMAZING ARRAY OF VISUAL IDEAS POP UP.  
GUARANTEED! THERE WILL BE ONE OR MORE WONDERFUL  
TABLE IDEAS  
TO FALL IN LOVE WITH IMMEDIATELY!**

.....  
*Choose the style before gathering items.  
From casual burlap accessories to formal elegant crystal,  
Your choice will be delightful!*

.....  
**Everything Is Springing Up!**

**Feature live flowers.** Wrap a container in colorful fabric tied with a wide, flowing ribbon. Plain mason jars bring wild flowers to life. If live flowers are not an option, mix silk flower varieties at a local dollar/discount store.

**HOT TIP:  
CENTERPIECE CONTAINERS: METAL BUCKETS OR CERAMIC  
BOWLS OR WHITE BOXES WRAPPED IN WIDE RIBBON  
OR GARDEN WICKER BASKETS.  
FLOWERS LOOK BEAUTIFUL IN LARGE MASON JARS  
WRAPPED TWINE OR WIDE POLKA DOT RIBBON.**

**“Oo-Ah” Factor!**

*In clear glass containers, feature whole lemons/oranges  
or clean, smooth river rocks under water.  
Tuck flowers and greenery into the underwater base.*





**HOT TIP - MAYBE?**

**ADD ONE OR TWO GOLDFISH TO CLEAR GLASS BOWLS WITH FLOWER HEADS FLOATING ON SURFACE. GIVE THEM GOOD HOMES AFTER THE BANQUET!**

**Consider a Contemporary Stunner:** Arrange three tall, square or rectangle clear glass vases. Spray paint tree twigs white and place them in the vases. Add one large Spring flower with water to each vase.

**Option: Attach one or two silk butterflies to one of the twigs.**

**HOT TIP:**

**CLEAR VASES ARE AVAILABLE FOR \$1 AT LOCAL DOLLAR STORES.**

**Consider a Balloon Blast:** The entire room comes to life when colorful balloons fly high from each table. Fill the **floor** with various spring color balloons. Don't worry, floor balloons move aside easily as people walk. The more balloons on the floor, the better effect.

**So festive and pretty! The perfect Spring Gala touch!**

**Table Dessert Towers**

Small, round layer cakes, frosted white and decorated with silk flowers become delightful table centerpiece desserts.


The cakes should serve the people seated at each table. If desired, add frosting flowers on top and around the edges of the cake! Include one cake server with a colorful bow.

**HOT TIP:**

**NOW YOU HAVE TO CHOOSE WHICH IDEAS MAKE YOUR EYES SPARKLE. GET CRACKIN'!**

*Notes To Myself:*





## Banquet Hall

*"Sunshine is the best medicine."*

The Amen of Nature is Always a Flower!

~ Oliver Wendell Holmes

Program Props

*See program segments for prop tips.*

*Sometimes nothing is needed.*

FRESH FLOWERS!    PLANTS!  
BUTTERFLIES!    LADY BUGS!    BUNNIES!

### Do You Have a Stage?

Place floor plants behind the speaker's podium. Two large palms or trees or live floor plants work well. No large plants? Place two tall, narrow plant stands behind the podium for fresh spring flower vases or leafy ferns.

*Make large, silk flowery bouquets that include Spring flowers, pearls, ribbon and light greens. Tie with ribbons and place in baskets on stands near the program staging area.*

Tuck spring flowers into plants. Scatter silk butterflies or lady bugs with clips on the plants. Add colorful flowing ribbon bows.

**Lighting:** Light the stage displays from the floor with white twinkle lights or small spotlights.

**Options:** Add a bit of white picket fence, garden tools, large tissue flowers.

#### HOT TIP:

LOOK AROUND YOUR HOUSE FOR SPECIAL TOUCHES.  
BASKETS, DOLLS, PLUSH RABBITS,  
CHALK BOARDS WITH HANDWRITTEN MESSAGES,  
FABRIC, PILLOWS.  
PARK BENCH WITH PILLOWS AND BASKETS.  
MOOD LIGHTING  
WICKER CHAIRS, LOVE SEAT, PILLOWS





## Photo Booth

Set up a simple Spring scene where photographs are taken. Guests may choose to participate or just watch the fun unfold before and after the program. **Make a fun memory!**

**HOT TIP:**  
SET UP A SIMPLE BACKGROUND.  
DISPLAY CHAIRS OR A GARDEN BENCH.

Gather anything crazy and fun to wear. Collect flowers, garden hats, long necklaces, gloves, sunglasses and scarves.


## Event Photographer

Ask one person to take digital pictures. Guests have their pictures taken alone or in family and friend groupings. They can choose whatever items they want to wear. Make photos available as desired.

Guests may use their own cameras and cell phones. Then...

LISTEN TO THE LAUGHTER!  
ENJOY THE SMILES!

*Notes to Myself:*



*“Always have something beautiful in sight,  
even if it’s just a daisy in a jelly glass.”*



## Art Supplies, Decorations, Small Gifts

*“The earth without ‘art’ is just ‘eh’!”*

*Shopping! Craft and party stores,  
discount stores and rummage shops.  
Make table decorations, programs and table gifts.  
Check the internet for affordable, interesting items.*



### Table Favors

One small terra cotta pot filled with candy and a flower seed packet tucked in the top. Trim the pot with ribbon that coordinates with the event colors.

Seed packets can be purchased locally. Online, cost friendly options are available in bulk.

[www.weddingpackets.com](http://www.weddingpackets.com)  
[www.botanicalpaperworks.com](http://www.botanicalpaperworks.com)  
[www.americanmeadows.com](http://www.americanmeadows.com)  
[www.seedsoflife.com](http://www.seedsoflife.com)

### Door Prizes

**Shop Local:** Ask businesses and restaurants to donate small gifts or gift cards.

**Dollar Store :** picture frames, note holders, lamps, cosmetic bags, pill organizers, key chains, potted plants, candles and costume jewelry. Offer fun gifts for the littlest gals...stuffed animals, coloring books or fingernail polish!

**Create lovely gift baskets with these inexpensive items.**

*Put everyone's signed banquet ticket in a bowl.  
Draw tickets at random. Winners choose a gift*

*OR the gifts can be numbered  
and given away in order of the drawing.*

Award table centerpieces (as desired) to the person with a sticker under their chair or plate. This could be determined by another method...oldest person, most children, dressed in yellow, etc.



## Catalog Stuff

Browse Oriental Trading Company.  
They offer a wide variety of wonderful gifts, decorations and supplies!  
[www.orientaltrading.com](http://www.orientaltrading.com)

Gifts and accessories also available at: [www.currentcatalog.com](http://www.currentcatalog.com)

Check out fun decorations at: [www.Shindigz.com](http://www.Shindigz.com)

Don't forget surprise deals at: [www.ebay.com](http://www.ebay.com) and [www.amazon.com](http://www.amazon.com)

*Notes to Myself:*

PREVIEW PROGRAM ONLY  
NOT FOR USE  
PLEASE PURCHASE

*“God grant me the serenity to accept the things  
I cannot change; courage to change the things I can;  
and the wisdom to love Spring flowers.”*

~With apologies to Reinhold Niebuhr



Stepping In Fun-Shine....

Let's Get This Party Started!

Bless the Food before us,  
the Family & Friends beside us  
and the Love between us.



Amen



*Everyone enjoys an event where people are talking  
laughing, light and temperature is controlled,  
music sets the mood,  
strangers are new friends  
tables are inviting'*

*No one enjoys going to a party where everyone  
remains a stranger, little conversation occurs  
and a subdued mood becomes awkward.*

Greet guests cordially, attach Flowery name tags and direct them to the party area. Encourage guests to browse around the room as the crowd gathers. Help them find their assigned table. Point out rest rooms and conveniences.

**NO GUESTS IN THE KITCHEN!!!**

**“Getting To Know You!  
Getting To Know All About You!”**

Get acquainted with simple table activities. Place conversation starters under plates. Scatter pens and place paper puzzles or short games in obvious places so guests can work together to win a table prize.

*“Come on People Now, Get Together!  
Try To Love One Another... Right Now!”*

Enthusiastic group singing encourages togetherness. Play a few table games as ice breakers. This is the time for generous hospitality and smiles.



### Friendships Have Small Beginnings!

Seat guests in small groups. Offer opportunities to make intimate contact with table friends. **Devise activities that can be done in pairs or fours.**

### Enjoy The Journey!

Mix interactive and quiet activities. Some activities should require a mental challenge with pencil and paper, group skits and sometimes activities for the whole group. **Choose what your group does best!**

### A Good Beginning Makes a Good Ending!

Complete group activities before dinner and continue the fun after the meal. **Add spiritual and inspirational thoughts near the end.**

### “Goodbye, Farewell, Amen!”

Finish strong with a whole group activity: Singing, listening to a story, letting people share a memory or what they enjoyed. Present an inspirational spiritual closing with a serious skit or talk, songs, hymns, praise choruses, sharing and a benediction featuring a friendship prayer circle.

### “This Place Ain’t Gonna Clean Itself!”

*...my mom*

Leave the church cleaner than you found it. Often those enjoying the fun are willing to help clean up. Don't forget, “Many hands make light work”.

#### HOT TIP

**KEEP THE MUSIC PLAYING DURING CLEAN UP.  
TAKE A MOMENT TO SING AND DANCE  
WITH OTHER WORKERS!**

*Notes to Myself:*

*“Nobody’s last words were  
‘I had too much fun.’ ”*

~ Evelyn Beilenson



To Whom It May Concern: Spring Has Sprung!  
**Welcome!**

*“He who is of a merry heart has a continual feast.”*  
*Proverbs 15:15b*

Serve chilled punch as guests gather,  
remove coats and confirm table seating.

*Consider serving mini appetizers  
on small Spring theme paper plates.  
Add bright beverage napkins.*



PLAY SOFT BACKGROUND MUSIC AS GUESTS  
ENTER THE BANQUET AREA.  
ENJOY DECORATIONS AND STAGED DISPLAYS.

**Juicy Orange Punch**

1 can frozen orange juice  
2 ½ cans water      1-2 liter Sprite  
1 container of orange sherbet  
Thin slices of oranges on top!

1. In a pitcher, combine orange juice concentrate and cans of water.
2. Freeze for about 4 hours until slushy.
3. In the punch bowl, add orange juice and layer of sherbet.
4. Pour Sprite over top of sherbet and stir just a bit so it gets nice and frothy on top.
5. Top with thin slices of oranges.
6. Serve immediately





**HOT TIP:**  
**CHOOSE FUN SPRING GALA APPETIZERS**  
 GUESTS MAY BE STANDING WHILE JUGGLING  
 A BEVERAGE AND APPETIZER SO PREPARE FINGER FOODS.  
 USE ONE OF OUR SUGGESTIONS  
 OR CREATE YOUR OWN APPETIZER.  
 CHOOSE APPETIZERS THAT FIT YOUR GROUP.

## Fresh Fruit 'Cupcake'

Choose a variety of fresh fruits cut into small portions placed in a miniature paper cup. Include a mixture of apple slice, cherry, diced cantaloupe, mini pineapple tidbits, banana, strawberries, blueberries.

**Yummy Fruit Dip:** 8 oz. Whipped Topping, 3 oz. Cream cheese,  
 7 oz. Marshmallow creme. Spoon into bottom of liner and fill with fruit.

## Nuts And Bolts Party Mix

2 C. Corn Chex      2 C. Rice Chex      2 C. Cheerios  
 2 C. Thin pretzels      2 C. Blanched peanuts  
 3 T. Salad oil      10 T. Butter      4 T. Worcestershire Sauce  
 ½ t. seasoned salt      ½ t. garlic powder

**Oven:** 225 degrees In baking dish, mix cereals, pretzels, peanuts; set aside. On medium head blend oil, butter, sauce, salt, garlic until butter is melted and spices are blended. Pour seasoning mixture over cereal mixture and stir until completely coated with seasoning.

**Bake** 1 hour, stirring every 20 minutes to make sure it does not burn. Remove from oven and cool completely before storing in an airtight container.  
**Fill clear plastic cups with individual portions.**

## Crunchy Veggie Treat

Cut mini celery, cucumber slices, broccoli, cauliflower, asparagus, dilly beans and carrot sticks that fit into doubled cupcake liners. Spoon Ranch Dip into the liners before placing veggies on top.

**Choose veggies that can be cut into small pieces for easy dipping.**



## Ham and Turkey Roll Ups

Roll deli ham and turkey in cream cheese and place upright with parsley or celery tops for garnish.

## Shrimp

Spoon cocktail sauce into liner and place one shrimp on top. Option: For children, consider one chicken nugget on top of ketchup.

## Fish Stick

Tartar sauce and one fish stick cut in half with carrot stick and mini dill pickle slice.

## Mexican Fun

Layer small cup with refried beans, shredded lettuce, and top with sour cream shredded cheese and cherry tomato. No spoon, just dip with taco chips.

## Pretzel Fun

Mini pretzels with mustard sauce.

## Boneless Wings

Spoon a little bit of BBQ Sauce into paper cup and top with one or two boneless chicken wings.

## Chili Cups

Spoon Chili into small plastic cups and top with two Ritz Crackers. Sour cream on top.

### HOT TIP

FIND MORE GREAT APPETIZERS ONLINE.

GOOGLE 'APPETIZERS'.

CHOOSE SOMETHING DIFFERENT AND CREATIVE!

*Notes To Myself:*



Making Memories...

## A Spring Gala of Food!

*“Spring into Happiness.”*

*“Jesus said, ‘I Am the Bread of Life, whoever comes to Me shall not hunger and whoever believes in Me will never be thirsty.’”*

*John 6:35*

Choose food your group enjoys and will remember fondly! You know your group best. **Plan Accordingly!**

### HOT TIP

IT DOESN'T SEEM FAIR TO ASK THE WOMEN TO PREPARE THE MENU.

ASK THE MEN TO COOK AND SERVE.

CONSIDER HIRING LOCAL CATERERS!

ASK A LOCAL BOY SCOUT TROOP TO SERVE THE MEAL. THEY OFTEN LOOK FOR COMMUNITY PROJECTS.

### What Should We Eat?

Various food options are delicious and appropriate. Consider the cost, the theme, the effort involved and traditional group tastes.


### HOT TIP

CREATE A SEPARATE MENU

FOR CHILDREN UNDER AGE 12.

LET FAMILIES KNOW CHILDREN'S CHOICES WHEN THEY MAKE THEIR RESERVATIONS.

*Ask about food allergies or special menu needs when guests register for the Spring Gala.*



### Chicken

Tossed Salad/Dressing  
Cream of Broccoli Soup  
Baked Stuffed Chicken Breast  
Mashed Potatoes  
Vegetable of Choice  
Cornbread Muffins/Butter  
Dessert: Cupcakes



### Pork

Tossed Salad/Dressing  
Won Ton Soup  
Roast Pork or Stuffed Pork Chops  
Rice Pilaf  
Vegetable of Choice  
Muffins/Butter  
Dessert: Gingerbread and Whipped Cream

PREVIEW PROGRAM ONLY

### Beef

Tossed Salad/Dressing  
Beef Broth Vegetable Soup W/Shredded Cheese  
Swiss Steak and Mushroom Gravy  
Hot Buttered Noodles  
Vegetable of Choice  
Cornbread Muffins/Butter  
Dessert: Pie and Ice Cream or Lemon Meringue Pie


### Fish

Tossed Salad/Dressing  
French Onion Soup W/Cheese  
Light White fish: Haddock and Tartar Sauce  
Baked Potato With Sour Cream and Butter  
Vegetable of Choice  
Dinner Rolls/Butter  
Dessert: Orange Sherbet with Vanilla Cookie



Delightful Desserts:

**Fluffy Pink Lemonade Pie  
(With Pretzel Crust)**



**Crust:** 2 Cups broken pretzels (about 4 oz)  
1/4 cup sugar  
1/2 cup butter or margarine, melted

**Topping:** 1 package (8 oz) cream cheese  
2 boxes (4 serving size each) white chocolate instant pudding  
and pie filling mix  
1 can (12 oz) frozen pink lemonade concentrate, thawed  
2 or 3 drops red food color  
1 container (8 oz) frozen whipped topping thawed

**Garnish:** Lemon slices, cut into fourths

**350 degree oven.** Crush pretzels and sugar in food processor, drizzle melted butter and mix well. Press crust in ungreased baking dish. Bake 5-8 minutes until golden brown. **Cool completely.**

Cream cheese in large bowl, microwave until well softened. Stir until smooth. Beat dry pudding mix into cream cheese with mixer until well mixed. Add lemonade concentrate and food color. Beat low speed until mixed. Beat 2 minutes until fluffy. Gently stir in 2 cups of whipped topping until smooth. Spread over crust. Spread remaining whipped topping over lemonade mixture. Refrigerate until set. Cut into squares.

**Garnish with lemon.**

**Strawberry Delight**

Make or purchase angel food cake. Add fresh strawberries and real whipping cream. Garnish with Cut Strawberry!

**Flower Shaped Cookies and Ice Cream**

Make your favorite sugar cookie. Cut in the shape of large flowers. Frost with springtime pastel colors. Depending on cookie sizes, serve one or two on a yellow or green dessert plate with vanilla ice cream.



### Strawberry Ice Cream

Serve strawberry ice cream in a small glass bowl. Top with real strawberries and a silk Spring flower head tucked into the side.

### Cherry Cheesecake

Make your favorite cheesecake recipe and use cherry pie filling as the fruit of choice topping.

### Frosted Flower Cupcakes

Bake your favorite cupcakes in colorful liners, frost with pale green icing and top with frosting flowers or colorful silk flower heads.

### Mandarin Orange Jello Dessert

Make orange Jello using juice from fruit as part of the liquid.  
Add fruit with a whipped topping.

### Spring Gala Daisy Cakes!

Bake a variety of cakes. Top with silk daisies, miniature ceramic birds, butterflies, lady bugs, bunnies, or sprinkles. Decide whether the cakes will be homemade or provided by a local bakery with that professional touch of frosting and decoration.

### Healthy Options

Angel food cake topped with strawberries or a small dish of fresh fruit is a good option for those who may suffer from specific health risks.

*Find out if this option is necessary.  
Sometimes guests just say 'no thank you'.*

#### HOT TIP

THERE ARE MANY WONDERFUL  
DESSERT RECIPES ON THE INTERNET.  
GOOGLE 'DESSERTS' AND BAKE YOUR CHOICE!

*Notes To Myself:*



# Children's Menu Choices

Sometimes children do not enjoy the delicious foods adults enjoy. Consider an optional Children's Dinner Menu. Offer at a lesser cost.

## Children's Menu #1


Chicken Nuggets W/Ketchup  
Jello Cubes French Fries  
Cold Drink Dessert

## Children's Menu #2

Hamburger on Toasted Bun W/Ketchup and Pickle  
Macaroni and Cheese Celery Sticks  
Apple Slices Cold Drink Dessert

## Children's Menu #3

Hot Dog on Bun Choice of Toppings  
Tater Tots Fruit Cup  
Cold Drink Dessert



*“Trust in the Lord and do good;  
so shall you dwell in the land  
and truly you shall be fed.”  
Psalm 37:2*



## "Spring" A Surprise Event!

*What fun to create a surprise event with Spring color.  
From beginning to end, make the group smile.*



### Breakfast Brunch Buffet

A breakfast brunch! Use the Springtime theme for simple dishes. Consider Egg and Ham with Cheese casseroles, fresh fruit cups and french toast and sausage with syrup.

### Just Desserts

If planning an elegant after dinner evening, consider using every decadent dessert possible. From chocolate to spice to apple to whatever your group dreams up will be an event your gals will love. Serve the desserts in sparkling crystal with glass serving plates!

PREVIEW PROGRAM ONLY

### Mug And Muffin

An afternoon gathering with tea, coffee and delicious muffins is popular. Consider making several delicious mega-muffin recipes and offering creative toppings: honey, real butter, peanut butter, cream cheese and others. Add sweet cupcakes for dessert.

**Every guest brings their favorite mug and mug story!**

### Victorian Picnic Lunch

Spring and summer events are delightful when held outdoors with a full menu featuring foods in wicker baskets and fresh flowers in mason jars or large glass vases. Place white linen table clothes and fancy decorations. **OR, have a country style meal with red checked decor.**





## Music...

# The Earth SINGS In Flowers! Sing Along!

*“Sing unto the Lord a new song!”*

*~ Psalm 147:1*

## Make Music Happen!

Play pre recorded background music as guests arrive. Non vocals are best when mixed with party conversation: Christian CD's, classical music or soft jazz.

*If your community has amateur/professional musicians willing to perform, ask them to be part of the festivities. Think about asking a violinist, guitarist, harpist, pianist or ensemble (string quartet) to perform as guests arrive and as they enjoy dinner.*

Sing fun songs and familiar Christian choruses after dinner. Sprinkle music throughout the program whenever you desire.

*Ask a pianist to accompany the group.*

*Choose familiar old songs.*

*Print lyrics in a printed program.*



## Praise and Worship Songs

Choose contemporary Praise and Worship songs that are familiar and popular with your group. Consider the hymn “In The Garden”!

## Musical Talent

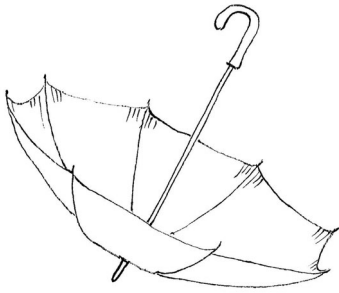
Invite one or more people to sing or play instruments during the formal program. Insert their music randomly as a special treat.

## Group Song Suggestions

*Here are lyrics to a few golden oldies. Fun Spring melodies bring smiles to everyone. Purchase sheet music online or, if the tune is familiar, sing a capella.*

**Check [www.musicnotes.com](http://www.musicnotes.com) for piano sheet music at a good price.**





### Singin' In The Rain

I'm singin' in the rain, just singin' in the rain  
What a glorious feeling I'm happy again.  
I'm laughing at clouds so dark up above  
The sun's in my heart and I'm ready for love  
Let the stormy clouds chase everyone from the place  
Come on with the rain, I've a smile on my face  
I'll walk down the lane with a happy refrain  
And singin' just singin' in the rain!

### Blue Skies

Blue skies  
Smiling at me  
Nothing but Blue Skies  
Do I see

Bluebirds  
Singing a song  
Nothing but bluebirds  
All day long

Never saw the sun shining so bright  
Never saw things going so right  
Noticing the days hurrying by  
When you're in love, my how they fly

Blue days  
All of them gone  
Nothing but Blue Skies  
From now on

PREVIEW PROGRAM ONLY  
NOT FOR USE  
PLEASE PURCHASE




## Let's All Sing Like The Birdies Sing

*Robert Hargreaves, Stanley Damerell, Tolchard Evans*

Some folks sing opera, some folks sing flat  
Some sing like sawing wood, I'm not like that  
But when the dickie birds wing in the trees  
I feel we ought to try and sing like these

**CHORUS:** Let's all sing like the birdies sing  
Tweet, tweet, tweet, tweet, tweet  
Let's all sing like the birdies sing  
Tweet, tweet, tweet, tweet, tweet  
Let's all warble like nightingales  
Give your throats a treat  
Take your time from the birds  
Now you all know the words  
Tweet, tweet, tweet, tweet, tweet.



## I'll Be With You In Apple Blossom Time

I'm writing you, my dear, Just to tell you,  
In September, you remember  
'Neath the old apple tree You whispered to me  
When it blossoms again, you'd be mine.

I've waited until I could claim you,  
I hope I've not waited in vain.  
For when it's spring in the valley,  
I'm coming my sweetheart again!

**CHORUS:** I'll be with you in apple blossom time  
I'll be with you to change your name to mine.  
One day in May I'll come to say,  
"Happy the bride the sun shines on today!"

What a wonderful wedding there will be,  
What a wonderful day for you and me!  
Church bells will chime You will be mine  
In apple blossom time.



## On The Sunny Side Of The Street

Grab your coat and get your hat  
Leave your worries on the doorstep  
Life can be so sweet  
On the sunny side of the street.

Can't you hear the pitter-pat  
And that happy tune is your step  
Life can be complete  
On the sunny side of the street.

I used to walk in the shade  
With my blues on parade  
But I'm not afraid—this rover's crossed over.

If I never had a cent I'd be rich as Rockefeller  
Gold dust at my feet On the sunny side of the street.


## April Showers

Life is not a highway strewn with flowers,  
Still it holds a goodly share of bliss.  
When the sun gives way to April showers  
Here is the point you should never miss....

**Chorus:** Though April showers may come your way,  
They bring the flowers that bloom in May.  
So if it's raining, have no regrets,  
Because it isn't raining rain, you know,  
It's raining violets.

And where you see clouds upon the hills,  
You soon will see crowds of daffodils.

So keep on looking for a blue bird  
And listening for his song,  
Whenever April showers come along.



## Tiptoe Through The Tulips

Tip toe through the window  
By the window, that is where I'll be  
Come tiptoe through the tulips with me.

Oh, tiptoe from the garden  
By the garden of the willow tree  
And tiptoe through the tulips with me.

Knee deep in flowers we'll stray  
We'll keep the showers away.  
And if I kiss you in the garden, in the moonlight  
Will you pardon me?  
And tiptoe through the tulips with me. *(Repeat)*

## Put On A Happy Face

Gray skies are gonna clear up,  
Put on a happy face,  
Brush off the clouds and cheer up,  
Put on a happy face.  
Take off the gloomy mask of tragedy,  
It's not your style;  
You'll look so good that you'll be glad  
you decided to smile.  
Pick out a pleasant outlook,  
Stick out that noble chin;  
Wipe off that 'full of doubt' look,  
Slap on a happy grin.  
And spread sunshine all over the place!  
Just put on a happy face!



## Let A Smile Be Your Umbrella!

Just let a smile be your umbrella,  
On a rainy, rainy day  
And if your sweetie cries, just tell her,  
That a smile will always pay

Whenever skies are gray,  
Don't worry or fret,  
A smile will bring the sunshine,  
And you'll never get wet!

So, let a smile be your umbrella,  
On a rainy, rainy day!



## There Is Sunshine In My Soul Today

*Hymn*

There is sunshine in my soul today,  
More glorious and bright  
Than glows in any earthly sky,  
For Jesus is my light.

**CHORUS:** O there's sunshine, blessed sunshine,  
While the peaceful, happy moment roll;  
When Jesus show His smiling face  
There is sunshine in my soul.


There is music in my soul today  
A carol to my King;  
And Jesus, listening, can hear  
The song I cannot sing. CHORUS

There is gladness in my soul today  
And hope, and praise, and love,  
For blessings which He gives me now,  
For Joys laid up above. CHORUS



## He's The Lily Of The Valley

I have found a friend in Jesus, He's everything to me,  
He's the fairest of ten thousand to my soul;  
The Lily of Valley, in Him alone I see  
All I need to cleanse and make me fully whole:  
In sorrow He's my comfort, in trouble He's my stay;  
He tells me ev'ry care on Him to roll:  
He's the Lily of the Valley, the Bright and Morning Star,  
He's the fairest of ten thousand to my soul.



## May The Good Lord Bless and Keep You

May the Good Lord bless and keep you,  
whether near or far away.  
May you find that long awaited golden day today.  
May your troubles all be small ones,  
and your fortune ten times ten,  
May the good Lord bless and keep you  
till we meet again.

May you walk with sunlight shining,  
and a bluebird in ev'ry tree,  
May there be a silver lining  
back of ev'ry cloud you see.

Fill your dreams with sweet tomorrows,  
Never mind what might have been,

May the good Lord bless and keep you till we meet again.

*Song List:*



## Make A Memory

# Keepsake Program

*“Spring is God’s way of saying, ‘One more time!’”*

Make a “take home” printed keepsake.

Include order of events, song lyrics, poems, pictures!

While not necessary, it is a nice addition.



## Cover

Spring color (Yellow, Pink, Pale Green, Coral) card stock! Make copies on the church printer/copier. Feature a simple flower graphic and the name of the banquet. A nice 3 D attachment is colorful button glued into the center of a small white paper doily. Think about adding a silk flower 'head' glued onto the cover with a small bow.

## Trim

Consider lace trim or contrasting color ribbon with long 'tails'. Punch holes along left side and attach with ribbon or jute (twine).

## Printed Information

Include the menu, committee members, kitchen crew and servers. Add song lyrics, artistic touches, poetry, Bible verses and the title of each program segment.

## Be Creative!

This is an opportunity to create a lovely keepsake to be treasured in scrapbooks and memory trunks for many years. Take time to design a piece of art worthy of the occasion.

### HOT TIP!

THINK ABOUT PRINTING THE PROGRAM EVENTS  
ON PAPER PLACE MATS IN WHITE OR SPRING COLORS.  
MAKE A UNIQUE STATEMENT. PRINT SONG LYRICS SEPARATELY.

*Put It On Paper!*





Welcome The Guests...

## A Spring Gala Banquet

BE HAPPY!  
IT DRIVES  
PEOPLE  
CRAZY!



Seat guests informally at prearranged tables.  
Be sure families and friends sit together.

Encourage guests to get to know  
one another by playing table games.  
Guests team up to answer questions.

Furnish small prizes for winning groups.

Prizes may be Hershey Kisses,  
Mini candy bars or other tiny treat.

Give the prizes to the guests as they win.


**Secret:** Let EVERYONE win at least once!

Find table games your group enjoys.

Copy as many games as desired  
on colorful paper.



DO YOU KNOW YOUR SPRING FLOWERS?



- 1. SLITUP \_\_\_\_\_
- 2. ADDFILOS F \_\_\_\_\_
- 3. CCSURO \_\_\_\_\_
- 4. ANONIDLED \_\_\_\_\_
- 5. AHTNCHIY \_\_\_\_\_
- 6. OOPRDSNW \_\_\_\_\_
- 7. SNAPY \_\_\_\_\_
- 8. SORE \_\_\_\_\_
- 9. YSPSU ILWLWO \_\_\_\_\_
- 10. DDOOOWG \_\_\_\_\_
- 11. AIALMNOG \_\_\_\_\_
- 12. CILAL \_\_\_\_\_
- 13. YILL FO HET YLELVA \_\_\_\_\_
- 14. SIENOEP \_\_\_\_\_
- 15. AKCJ NI HET TIPPLU \_\_\_\_\_
- 16. AIOHTYSRF \_\_\_\_\_
- 17. DDDHROOORNNE \_\_\_\_\_
- 18. LAZEAA \_\_\_\_\_
- 19. LLSEIIDYA \_\_\_\_\_
- 20. SIRI \_\_\_\_\_

MY SCORE:

CIRCLE ONE: 1-5 WINTER LOVER    6-10 SEED CATALOG SEEKER  
11-15 GARDEN GNOME    16-20 GARDEN GODDESS

PREVIEW PROGRAM ONLY  
NOT FOR USE  
PLEASE PURCHASE



# MINGLE MINGLE FIND THE GUEST



MINGLE WITH OTHER GUESTS. FIND SOMEONE WHO MATCHES EACH OF THESE FACTS. WRITE DOWN THEIR NAMES.

1. SPEAKS A SECOND LANGUAGE

\_\_\_\_\_

2. HAVE MORE THAN 3 CHILDREN

\_\_\_\_\_

3. CAN PLAY A MUSICAL INSTRUMENT

\_\_\_\_\_

4. IS RELATED TO A FAMOUS PERSON

\_\_\_\_\_

5. IS THE SAME AGE AS YOU

\_\_\_\_\_

6. HAS BEEN MARRIED 10 + YEARS

\_\_\_\_\_

7. DOESN'T HAVE FACE BOOK ACCOUNT

\_\_\_\_\_

8. WEARS CONTACT LENSES

\_\_\_\_\_

9. DRIVES THE SAME COLOR CAR AS YOU

\_\_\_\_\_

10. IS THE OLDEST CHILD

\_\_\_\_\_

NAME \_\_\_\_\_ SCORE \_\_\_\_\_

PREVIEW PROGRAM ONLY  
NOT FOR USE  
PLEASE PURCHASE



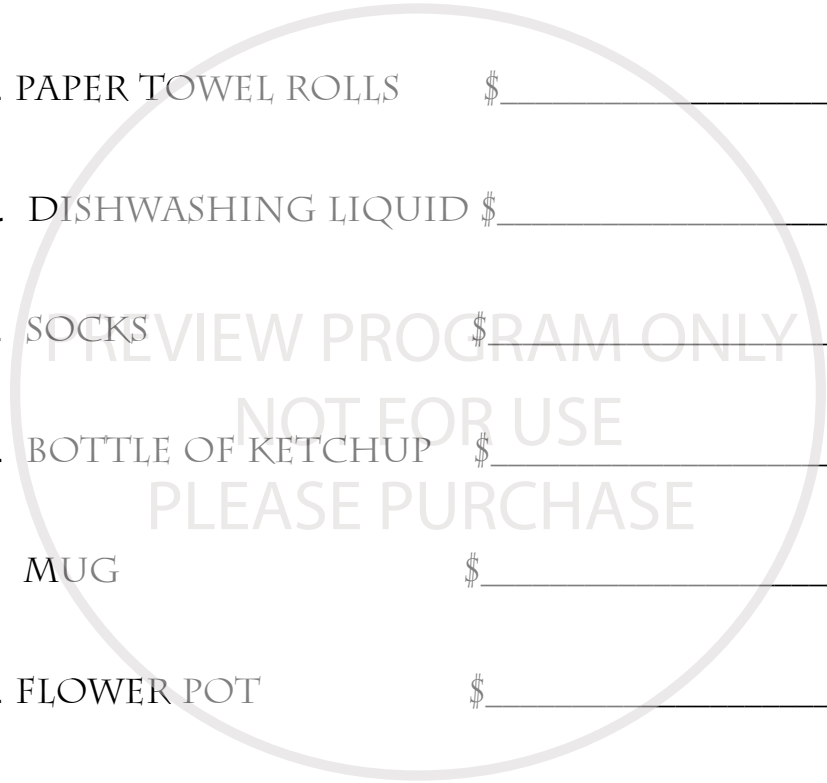


# THE PRICE IS RIGHT

Write down what you think each item is worth.  
Whoever guesses closest to the actual price,  
without going over, is the winner.

1. FLOWER SEED PACKET \$ \_\_\_\_\_
2. BOX OF TISSUES \$ \_\_\_\_\_
3. PAPER TOWEL ROLLS \$ \_\_\_\_\_
4. DISHWASHING LIQUID \$ \_\_\_\_\_
5. SOCKS \$ \_\_\_\_\_
6. BOTTLE OF KETCHUP \$ \_\_\_\_\_
7. MUG \$ \_\_\_\_\_
8. FLOWER POT \$ \_\_\_\_\_
9. GARDEN GLOVES \$ \_\_\_\_\_
10. RAKE \$ \_\_\_\_\_

TOTAL \$ \_\_\_\_\_



## TABLE GAME KEY

### DO YOU KNOW YOUR SPRING FLOWERS?

1. TULIPS
2. DAFFODILS
3. CROCUS
4. DANDELION
5. HYACINTH
6. SNOWDROP
7. PANSY
8. ROSE
9. PUSSY WILLOW
10. DOGWOOD
11. MAGNOLIA
12. LILAC
13. LILY OF THE VALLEY
14. PEONIES
15. JACK IN THE PULPIT
16. FORSYTHIA
17. RHODENDRON
18. AZALEA
19. DAYLILIES
20. IRIS

CIRCLE ONE: 1-5 WINTER LOVER      6-10 SEED CATALOG SEEKER  
11-15 GARDEN GNOME      16-20 GARDEN GODDESS

### MINGLE MINGLE · FIND THE GUEST

NO ANSWER KEY NEEDED. HAVE FUN GIVING GUESTS A FEW MINUTES TO ASK PEOPLE AT THEIR TABLE, KNOW SOMETHING ABOUT OTHER GUESTS, MOVE TO OR SHOUT TO OTHER TABLES TO ASK THE QUESTIONS.

### THE PRICE IS RIGHT

THIS GAME TAKES PREPARATION. BRING PRODUCT SAMPLES TO SHOW THE AUDIENCE. THEY GUESS AND TOTAL THEIR GUESSES. CLOSEST TOTAL WINS A PRIZE!



# Spring Gala



PREVIEW PROGRAM ONLY  
NOT FOR USE  
PLEASE PURCHASE

# A Blooming Spring Banquet



## Tips For A Spring Gala Program!



Gals of all ages get to participate.  
No memorization.  
Adjust material as desired!  
Make all printed segments from the Master Copy.



If a guest speaker has been invited, choose a few fun segments.  
Consider time limitations.  
Encourage each participant speak clearly.  
Provide microphones.

PREVIEW PROGRAM ONLY  
NOT FOR USE  
PLEASE PURCHASE



No rehearsal is necessary.  
Participants follow directions in their segment.  
The program comes together on the spot.  
Confirm participation with each person before the event.

“Spring Gala” is a blend of homespun wisdom,  
sentimental memories,  
a touch of humor and inspiration.  
Choose the best.                      Enjoy the event.



# Spring Gala

# At A Glance!



Spring Gala Welcome: Hor d'oeuvres  
Background Music and Games

Pre Dinner Introduction: Why God Loves Spring

Spring Gala Banquet!  
~Mmm, Delicious ~

After Dinner Introduction:  
I'm Sorry For The Things I Said In Winter

1 I Was Made For Sunny Days!

2 Spring Has Sprung

3 Bugs Are Back In Town

Option: Sing! Sing! Sing!

4 Skit: The Need...The Need For Seed

5 Operation Clean Sweep!

6 Spring! Do Your Thing!

Option: Sing! Sing! Sing!



Conclusion: Spring Fever!  
Sing: "You Are My Sunshine"  
Closing Prayer





## Pre Dinner Introduction

# Why God Loves Spring!

*Choose several people of a variety ages  
to read ten reasons God loves Spring.  
They stand as a group to introduce the theme.*



**Introduction:** If Spring is not your favorite season, let us offer 'food for thought' before we eat. We are convinced God loves Spring and created ten reasons.

**1. If Winter Comes, Can Spring Be Far Behind?** *"Despite the forecast, live like it's Spring."* Say goodbye to icy winter and leafless trees. Enjoy mild breezes, dewy rain and green grass before hot summer kicks in. God must love weather in the 60's and 70's. He created Spring!

**2. A Day Without Sunshine is like, you know, Night!** *"Some old-fashioned things like fresh air and sunshine are hard to beat."* Not only do clocks turn back an hour right before Spring in most places, but also days get longer and nights get shorter. With the light comes fresh air. God must love light!



**3. Today's Good Mood Is Sponsored by SPRING!** *"If we had no winter, Spring would not be so pleasant."* People get cheerful just before Christmas. Then come the dark winter months. After a dreary winter, Spring is the best medicine. Scientists say the sun rays cause a chemical reaction in the human body and people seem to be happier. With the change, comes a better night's sleep. Want to know how to be happy? Decide every morning that you are in a good mood! God knew!



**4. Spring Into Health.** *“Eat healthy, sleep well, breathe deeply, enjoy life.” “A healthy outside starts from the inside.”* Not only do plants and animals enjoy Spring and grow healthy, people do too. Vitamin D, the sunshine vitamin, is one way people get strong bones and teeth. Go outside and walk in the Spring sunlight. God made it for us!



**5. Open Spring Windows.** *“Spring is the music of open windows.”* Warmer Spring days mean we do not have to be bundled indoors. People in the south feel a lighter, happier season even if snow is not part of winter. Breezes blow, curtains flutter and air feels cleaner! Open the Windows of Heaven and let God’s fresh air in!

**6. All Creation Wakes Up in Spring.** *“The keeping of Bees is like the direction of Sunlight.” (Thoreau)* Many creatures enjoy a winter sleep or move to warm climates or hide out. When Spring comes, animals, bugs and birds come to life. Their food becomes abundant and they have their cute little babies in the Spring—a great time to look for baby bunnies! Listen for the songs of the wild canaries and the chirps of the little jenny wrens. God’s music!



**7. How Does My Spring Garden Grow?** *“The day you plant the seed is not the day you eat the fruit.” “To plant a garden is to believe in tomorrow.”* Fruit and vegetables sprout and grow! Time to go to a Strawberry Festival! Just think, God made strawberries because He knew we would love them.

**8. Blossom by Blossom Spring Begins!** *“A flower does not think of competing with the flower next to it. It just blooms.”* Anybody here love to hate dandelions? We think of dandelions as weeds but God loved those yellow dots that cover the earth in Spring. Dandelions are the honey bees first Spring food. Save a few yellow puffs for bees to gather pollen. Spring flowers are God’s promise of a wonderful season.





**9. Spring Is When the Earth Is Like A Child That Knows Poems!**

“I think that I shall never see  
A poem lovely as a tree.

A tree whose hungry mouth is pressed  
Against the earth's sweet flowering breast;

A tree that looks at God all day,  
And lifts her leafy arms to pray;

A tree that may in Summer wear  
A nest of robins in her hair;

Upon whose bosom snow has lain;  
Who intimately lives with rain.

Poems are made by fools like me,  
But only God can make a tree.”

Joyce Kilmer

**10. The Earth Turns Green.** *“I love spring anywhere, but if I could choose, I would always greet it in a garden.”* Have you noticed that much of nature is green? Is it any coincidence that God created our eyes to see all the beautiful things He made for us to see? God created the grass, trees, plants and leaves in green. He wanted us to see as He sees! David reminds us in Psalm 23:2, “He makes me lie down in green pastures: He leads me beside the still waters.”



Conclusion:

Pray For the Meal!



After Dinner Introduction:

## I'm Sorry For the Things I Said in Winter!

*One slightly sarcastic, funny person  
introduces the formal program.*

"Now is the winter of our discontent." I wonder what that winter was like when William Shakespeare wrote that clever little line. I admit I get discouraged. It seems like winter will never end.

Friends say "Spring is coming!" with cheerful voices. All I see outside my window is SNIRT! You know what SNIRT is, don't you? It's an ugly mix of snow and dirt. It covers sidewalks, roadways, cars, my kids, my dog and my house!

My hall closet (I'm not inviting you to look) is a jumble of Spring jackets, umbrellas, winter coats, scarves, mittens and earmuffs. My bedroom is filled with sweaters, sweatshirts and flannels squeezing out tank tops and shorts. I'm so tired of tripping over muddy boots in the hallway that I placed my flip flops next to them just to give me hope.

Actually, I am standing before you to apologize. I'm sorry. Really, I'm sorry. I have said insulting things in winter. Like, "I hate winter." "I'm so sick of winter". "I can't stand putting on these boots." "Scraping the car is getting old." "Football season is over, Spring baseball hasn't begun and I hate Ice hockey."

One day I shouted into the sky, "Let it snow someplace else!" I think that was the day I finally had an epiphany. I finally found winter funny. Winter days let me savor a bad mood.

The winter problem is my attitude! "I can't be a smart cookie, if I have a crumby attitude." I decided that despite the 136 different kinds of weather inside of 24 hours forecast, I promise to live like it's Spring!

Here I stand: "I'm sorry for the things I said in Winter." Let our Spring Gala begin!



## Spring Gala #1:

# I Was Made For Sunny Days!

The **youngest among us** introduce the program with a cheerful reminder that with Spring comes the Sun! Choose children who can read to speak a few well known sunshine quotes.

**All the children** in attendance (non speakers) gather to carry a posterboard 'sun' and enjoy being in the show!

**Speakers:** Little Children ~ Divide speaking parts between participants.

**Props:** Each child carries a large round Sun.

(Make the 'suns' from neon yellow posterboard.)

**Option:** Spray a blush of glitter to each sun and ask the children to wiggle their 'suns' in the lights.

All children bounce to the front from the back of the room. They say "It's Spring! It's Spring! It's Spring!" as they enter.

#1: I was made for sunny days!

#2: There is sunshine in my soul today!

#3: Happiness is a sunny day!

#4: You're off to great places,  
And Spring's on the way!  
Your mountain is waiting,  
So get on your way!

#5: Enjoy sunny days!

#6: Sunny days are here again!

#7: Wherever you go, no matter what the weather, always bring your own sunshine!

#8: A cheerful friend is like a sunny day. She sheds her brightness all around.

#9: Don't be a cloud on my sunny day, girl!



PREVIEW PROGRAM ONLY  
NOT FOR USE  
PLEASE PURCHASE



#10: What a bright sunny day and I don't know what to say....

#11: Turn your face to the sun and all of the shadows fall behind you.

#12: Keep your face to the sunshine.

#13: "Then God said, 'Let there be light and there was light.'"

#14: "From the rising of the sun to its setting, the name of the Lord is to be praised." Psalm 113:3

#15: "The Lord make His face shine on you and be gracious to you." Numbers 6:25

#16: It's such a splendid sunny day and we have to go!

PREVIEW PROGRAM ONLY

*The children wiggle their 'suns'  
run from the staging area to the back of the room  
and back to their seats.*

PLEASE PURCHASE



Spring Gala #2:

# Spring Has Sprung!

**Speakers:** Two Friends



#1: (Very excited) Spring has sprung!

#2: What does that mean? "Spring has sprung". Why do you say that every year. It's just silly!

#1: That's it! You've got it. It **IS** silly. Listen to this:

*The Spring is sprung, the grass is riz,  
I wonder where the boidie is.  
They say the boidie's on the wing.  
But that absoid, The wing is on the boid.*

#2: That silliness proves my point. "Spring Has Sprung" is just plain silly. I prefer a much more calm, elegant view of Springtime. Spring is delightful, filled with the hope of warm weather, lovely flowers, formal gardens and classical music. My personal favorite piece of music is "Appalachian Spring" by Aaron Copeland.

#1: Classical music? I never heard that theory about celebrating Spring. I'm more of a "jump up and down, shout to the hills, plant the garden, put my bare feet in the water" kind of girl.

#2: Let me educate you, friend, about the proper way to celebrate Spring. We should be quoting English in standard English with a hint of joy in our voice. For example, this is the way that poem should read:

*Spring has arrived and the green grass has grown.  
I wonder where the avian is perching?  
They say the bird is "on the Wing" (flying)  
But that's absurd. It's the other way around.  
The wing is on the bird.*

#1: That doesn't even rhyme! You celebrate Spring the way you want to and I will celebrate Spring in my flip flops.

#2: Works for me!

Exit



## Spring Gala #3:

## Bugs Are Back In Town

**Speakers:** Two people, One person explains the bug.  
One person explains the remedies.

This is a Public Service Announcement to raise awareness of and changing public attitudes and behavior toward a social issue.

Bugs Are Back In Town! We call it 'the invasion'. Spring has many wonderful qualities but bugs is not one of them. In fact, there are many people who have Entomophobia, which is an excessive or unrealistic fear of one or more insects.

**For Instance:**

**1. House Flies:** This nasty little bug comes in sizes from teeny tiny to big, fat and ugly. They get into the house and land their filthy wings on whatever food is hanging out on the kitchen counter. They squeeze in between the screen and window. When you open it to catch the Spring breeze they zip past you and have free range.

**Remedy:** *Admit it. Opening the door and hoping they fly out is not an option. In reality, you open the door and five more flies join them. I don't like when they hover around my food but I don't freak out. Options to rid your home of flies range varies from keeping food covered to purchasing flyswatters to ignoring the little buggers. They die off in the Fall.*

**2. Mosquitoes:** Smaller than a house fly, larger than a flea, stronger than Superman. These unassuming, filmy killers cause problems wherever they land. They suck your blood, bring their friends to the party and leave you with an itchy bump. They share deadly diseases

**Remedy:** *There is the "swat and squish" method~my personal favorite. Usually blood is involved. Keep those fly swatters, mosquito spray and citronella candles handy. The ever popular electric bug zappers are pricey but solve bug issues. These electric killers mean you have to have the stomach to listen to the buzz of death. Pick your poison, folks.*







**3. Bees, Wasps, Yellow Jackets:** Nobody likes a bug with attitude. They build their nests in yards and on houses. They work their way into attic walls to ensure the safety of their young. They sting! Have you ever experienced a loose wasp in the church sanctuary during a worship service? No one has any idea what the preacher said.

**Remedy:** Avoid them. Run! Walk! Turn away! If you swat them with a newspaper, be sure it's a "kill shot". If you miss, I promise you, those buggers will come after you with a vengeance. Believe it or not, wasps do more good than harm. They protect gardens and farm crops by controlling pests—other bugs like flies, caterpillars and beetles.

*Never destroy the honey bee. I know, I know. They get angry and sting too but they concentrate on collecting pollen to create the sweet honey that keep humans alive. Kill the honey bee and kill the harvest. While you are at it, leave a few dandelions in the yard. The dandelion is the first food in Spring for the honey bees!*

**Remember the verse in Proverbs:** "Gracious words are like a honeycomb, sweetness to the soul and health to the body."

Proverbs 16:24

**4. Ants:** You've been waiting for this bug. Don't worry, the ant will always find you. There are more than 12,000 species. These industrious little bugs multiply by the thousands and come out of their underground nest to party in your house and yard each spring. An ant can lift 20 times its own body weight. They are a great example of hard work. We know it because the Bible tells us:

*"Go to the ant, thou sluggard: consider her ways and be wise."*

**I personally like this translation:** "Take a lesson from the ants, you lazybones. Learn from their ways and become wise! Though they have no prince or governor or ruler to make them work, they labor hard all summer, gathering food for the winter."

Proverbs 6:6

*"Four things on earth are small,  
yet they are extremely wise:  
Ants are creatures of little strength,  
yet they store up their food in the summer."*

Proverbs 30:24

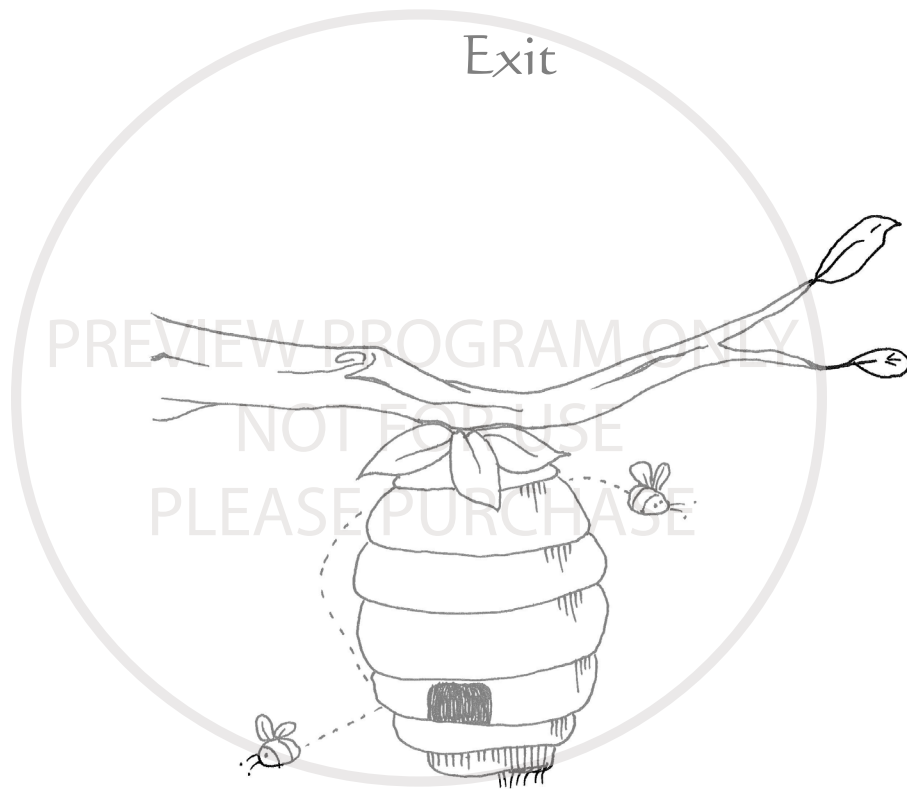
(The other 3 small things are: marmots, locusts, lizards)



**Remedy:** *Ants usually fight to the death. So, if you wait long enough, there's a chance they will kill each other off. Sweeping or mopping them away doesn't work. Their buddies march in behind them. Spray vinegar and water on them. They seem to hate that. Grandmothers recommend a hot, boiling teakettle of water. Ouch. That ought to do it.*

This concludes our Spring Public Service Announcement and remember:

**Together:** "If Noah had been truly wise, he would have swatted those two flies!"





## Spring Gala #4:

# The Need...The Need For Seed Garden Shed Skit Preparation

**Speaker:** One person. **Optional:** Assistant  
NO MEMORIZATION NEEDED.

*Ask the children to come to the table  
and sit on the floor to watch the surgery.*

**Costume:** Dress as a dedicated gardener. Wear jeans, work shirt, tennis shoes, full apron, garden gloves, sunglasses, gardening hat.

**Assistant:** When a Garden Shed assistant is included, that person reads the segments printed in italics.

**Props/Garden Shed Operating Room:** Seed packets, One large watermelon (hollowed out with hole that can open and close), tongs, table covered with white sheet, garden tools.

**Preparation:** Gather items before the event. Use these suggestions or create your own 'garden operating room' as desired.

**White sheet covered table:** The table can be as small as a foldable card table or larger as available. Display tongs and tools like a garden shed operating room instruments.

**Line the good 'items' on the table  
that will be inserted in the watermelon.**

**Seed Packets and Watermelon:** The skit involves taking bad things out of the watermelon and replacing them with good items. Begin skit with seed packets on table and watermelon hidden under the table in a basket or Rubbermaid tub. Cut a good sized hole in side of watermelon, scrape out enough fruit to fit items inside. Fill with the 'bad' items. Close hole.

### HOT TIP

If your grocery store does not have watermelon in stock,  
**choose another large fruit that can be opened  
and scooped out for the 'operation.'**



*These are the simple items suggested for the Garden Shed Melon Operation. Gather them before the event. If desired, place in small zip lock bags to protect them from the moisture of the melon.*

SEEDS/SEED PACKETS: Purchase a variety of seed packets OR scoop seed from the melon which has been cut open before the event.

## Bad Items To Be Removed

SMALL ROCK: Any sized pebble or rock may be inserted into the melon.

SMALL MIRROR: Find a small mirror of any shape. Place in zip lock bag to protect it.

DOLLAR BILL: Place a dollar bill in a zip lock bag to protect it.

BLACK HEART: Cut out a paper or fabric black heart. Place in a zip lock bag to protect it.

## Good Items To Be Inserted

PEACE DOVE: Optional white paper cutout of a bird or if a small white ceramic bird is available.

SMALL TWIG: Pull a 'no cost' twig from a nearby tree or bush. It must fit inside the melon.

GOD'S WORD: Write John 3:16 on a large paper heart. Fold it and place it carefully inside the melon.

JUMBO WHITE HEART WITH BAND-AIDS: Cut a jumbo white heart to cover the outer watermelon 'wound' made by the cut. At the conclusion, close the melon, place white heart like a bandage and attach it with large band-aids.

## *Don't Forget!*

*All the bad and good items should be removed and replaced using kitchen tongs as an Operating Room tool.*



Skit:

## The Need...The Need For Seed In The Garden Shed



Welcome to the Garden Shed. We invite you to observe a delicate operation. Learn what makes a delicious life filled with faith, love and joy through Jesus. Watch and be amazed!

SEEDS: Garden Shed Spring plantings begin with seeds. These seeds are filled with future garden creations. We have A Need...A Need for Seed. Without seeds there is no life.

The Plan: With water, right temperature and right location the seed grows. It becomes a seedling. Roots push down into the ground to get water and minerals. That is the story of Spring.

*Each of us started life as a seed. So tiny no one could see us except God who created us with all our potential already inside us.*

WATERMELON: We have a Garden Shed problem . (Take watermelon from container and display on the table.) To the untrained eye, this watermelon looks strong, healthy and ready to eat like the watermelons that grow all summer in gardens and fields.

*This garden beauty is rotting from the inside. Outside looks great, inside needs help. Are you ready for the procedure?*

The problem appears to be in the very heart of this melon. You can see scars from past operations. We will open this area and take a look inside. Open Heart Surgery begins. Scalpel!

The melon won't feel anything. However, it IS uncomfortable for people when anyone looks inside them. There is hidden heart disease. (Lift off rind and place it on the table next to the patient.)

Tongs!



SMALL ROCK: *(Pull out rock with tongs.)* This is totally out of place. A rock must be removed right away. It appears this heart condition has been going on for some time.

*If this melon is to be restored, the rock has to go. People must let go of their hardened heart to be softened to a loving God.*

SMALL MIRROR: This can't be good. What a surprising item to pull from a melon. Did a mirror fall into the field and distract the melon?

*God's Word says, "If a person just listens and doesn't obey, he is like a man looking at his face in a mirror: As soon as he walks away, he can't see himself anymore or remember what he looks like."*

*James 1:23-24 TM*

DOLLAR BILL: I might have known! Money! There is always money in the heart of any operation.

*God's Word says: "A rich man should be glad that his riches mean nothing to the Lord, for he will soon be gone, like a flower that has lost its beauty and fades away....."*

*James 1:10-11 TM*

BLACK HEART: *(Paper black heart)* This situation is worse than I suspected. This melon needs an immediate heart transplant. His heart is black as coal. It is so full of rot that it cannot be saved.

*God's Word says: "For all have sinned and fall short of the glory of God."*

*Romans 3:23*

That is the first half of the Garden Shed operation.  
It isn't enough to remove the heart disease.

I must replace it with good things to help this melon survive and be ready for harvest time. This is the most delicate part of the operation and I beg for absolute silence.

PEACE DOVE: *(White paper shape of bird)* I must carefully place the Peace of Christ inside the patient as close to the heart as possible.

*Jesus said, "I am leaving you with a gift, peace of mind and heart! And the peace I give isn't fragile like the peace the world gives. So don't be troubled or afraid."*

*John 14:27*



SMALL TWIG: I am placing a healthy, living vine inside this melon. The melon flesh is nice and pink and the melon is quite watery and filled with seeds. The vine should attach nicely and the melon should continue to grow.

*Jesus said, "I am the Vine, you are the branches. Whoever lives in me and I in him shall produce a large crop of fruit." John 15:1*

GOD'S WORD: *(John 3:16 on small, white paper heart)* I am placing God's wisdom inside this melon. Without it, this melon will not grow any bigger. Knowing God loves each person and sent Jesus to show us the way to Heaven is most important thing we must have in our hearts.

*God's Word says, "For God so loved the world that He gave His only Son, that whosoever believes in Him shall not perish but have everlasting life." John 3:16*

LARGE WHITE HEART and BAND-AIDS: *(Cut out a large white paper heart. Tape to the outside of the melon.)* Now we carefully close this melon. The crucial part of open heart surgery is next. Healing. The bad things are removed and the good things have replaced them. This melon's heart is full.

*(Replace outside of melon rind.)* We have done all we can. We now cover all these good items with a pure, white heart. This is the actual Heart Transplant. Melons go back to the field to bask in the sunshine and rain to grow strong from seed to harvest.

*People ask Jesus to become their Lord and Savior. It appears there must be an operation and a healing season and then a harvest for melons and for people. From Spring to Harvest God cares for His creation.*

It is time to tuck our watermelon away for the healing season. The next time you eat a delicious slice of watermelon, remember that to grow strong from Spring to Harvest, get rid of the things that hinder us and replace them with the things God says are good.

PLACE WATERMELON IN BASKET OR TUB.

Exit



# Spring Gala #5: Operation Clean Sweep! Spring Cleaning

**Speaker:** One Person

**Costume:** Cleaning Person with apron, scarf, rubber gloves, carrying various cleaning products

**Attitude:** This is the most important part! Perky, TV Commercial quality gal who is trying to sell the idea of using her cleaning services!  
NO MEMORIZATION NEEDED.



THE MASTER'S TOUCH  
CLEANING SERVICES  
CLEANING WITH A SOUL  
*Let Me Take the Chore Out of Your Chores.*

PREVIEW PROGRAM ONLY  
NOT FOR REUSE  
PLEASE PURCHASE



**COMMERCIAL PITCH:**

Spring is a good thing but Spring means Spring House Cleaning and YOU are not happy about it. I have a plan for that. ME!

Call "The Master's Touch Cleaning Services". Cleaning with a soul that takes the Chore out of your Chores. And...an extra, added feature is that "The Master's Touch" does business by the book...God's Book with excellence, integrity, reliability. Serving the cleaning needs of residents in this town and surrounding areas.

**I am a Clean Freak!** Spotless Spring Cleaning is my gift. I think God gave me this gift because nobody else wanted it.

**Are you stressed?** Are you longing to put your feet up and let someone pamper you? Do you want Spring to arrive without the guilt of house cleaning? Is 'prayer' time more important than 'dare to care' time?





**I am a fully insured cleaning service.** If I break anything, I will honestly tell you that your home insurance covers the cost of replacement. My recommendation is to have salvation insurance. Don't count on "Blue Cross Insurance" to get you to Heaven. Jesus insured Heaven for you.

**Declutter.** I clean what you dread. After all, I do not care that Grandma gave you that embroidered tablecloth and crocheted doily. If it is ripped, stained and stuffed in the closet, it's outta there!

Stop thinking about past sins and hurts.! The past is gone. Declutter your mind and heart. When Satan reminds you of your past, remind him of his future. God's Word says: "Forget the former things; do not dwell on the past. See, I am doing a new thing! Now it SPRINGS up; ...I am making a way in the wilderness and streams in the wasteland."

Isaiah 43:18-19

**Spring Clean!** Think Green! Most agencies tell you they use 'green' products. Not me! I use every product I find on sale. And that... leaves you free to 'think green' by putting your bare feet in the thick green Spring lawn growing in your yard. While you're at it, sneak in a little devotional time. Reading your Bible is important too!

**Walls and Windows Need Love too.** This is one job you would rather be sick in the hospital with an IV tube than clean yourself. For me, it is like a good stretch. I reach for the top of your walls and windows and think "I should do this at my house." It's a lot like stretching your faith in Jesus, which you will have time to do if you hire me! I 'do' windows!

**Don't be scared of the Kitchen and Bathroom.** 'Scrub' is such a dirty word. It's actually a clean word but when you say, "I have to scrub the kitchen." Or, "The bathroom floor needs scrubbing." The very idea makes you itchy. I can clean that. Kitchens and bathrooms are the foundation of the home. Where else can you sit and think. After I'm done, you will have lots of extra time to sit and think!



**I Vacuum with a Vengeance!** There is nothing more satisfying than pulling pet hair out of carpets. I know a secret. You installed that beige carpeting just so the pet hair can blend in better. Well, I am your personal pet care service. I also sweep away all doubts that you are loved. God loves you but I am convinced He loves you better when your house is clean!

**Gold Dust!** To me, all dust is 'gold'. It's why I earn the big bucks. I usually get a phone call to come ASAP after a smart aleck kid writes messages in the coffee table dust. "Dust Me" is my favorite but there are other messages that make my job hilarious. Call me. I love 'gold dust'. It reminds me that Jesus left messages in the dust and Heaven's streets are paved with gold. Now that would be quite the street cleaning job!

**Sparkle!** At the end of the day, I have done my job if your house with sparkle. My customers call me 'The Sparkle Lady'. I think that's a compliment. Do you do your best to 'sparkle'? Remember this: "The JOY of the LORD is my STRENGTH." Nehemiah 8:10



**Trash Bags.** The last thing I do at your house is take out the trash. I love seeing full bags tied at the top, never to be seen again. Have you taken time to 'take out the trash' in your life, tie it with a bow and toss it where no one can see it? It's Spring! Time to clean up and take out the trash!

You are a Child of God. You are wonderfully made, dearly loved and precious in His sight. Before God made you, He knew you. There is no one else like you. He loves you so much that He thought the world needed one of you.

Help Me Help You! I am at your service to help you clean up your Spring journey! Hire "The Master's Touch Cleaning Service...Cleaning with a Soul". Really, Hire me. I need the job!

Exit



## Spring Gala #6:

# Spring! Do Your Thing!

**Speakers:** Ask prearranged guests to read these Spring quotes and scriptures. They stand at their dinner places to speak.

If one or more are absent, ask another guest at the last moment. Print as many copies of this segment as needed.



**#1: What does the Bible say about Spring?** Spring season is a time of warming weather and nature coming to life. Flowers bloom and animals are born. Innocence and beauty exist in God's created earth. "...then I will send rain on your land in its season, both autumn and spring rains, so that you may gather in your grain...." Deuteronomy 11:14

**#2: We are given new life and new mercies morning by morning.** Spring is a reminder to live a full life and leave the old life behind. Spring is God's way of saying "One more time". "Let us acknowledge the Lord; let us press on to acknowledge Him. As surely as the sun rises, He will appear; He will come to us like the winter rains, like the Spring rains that water the earth." Hosea 6:3

**#3: Smile!** Spring rains make me smile. Warmer weather, rain that smells like fresh grass, sunshine, blooming flower and birds singing. And straw hats. I love a good straw hat! "Be glad! Rejoice in the Lord your God because He is faithful. He sends abundant showers, both autumn and spring rains." Joel 2:23

**#4: Despite the forecast, live like it's Spring.** If we had no winter, the spring would not be so pleasant." "To everything there is a season and a time to every purpose under heaven." Ecclesiastes 3:1



**#5: Our Lord has written the promise of the resurrection, not in books alone, but in every leaf in spring time.** “Praise be to the God and Father of our Lord Jesus Christ! In his great mercy he has given us new birth into a living hope through the resurrection of Jesus Christ.” 1 Peter 1:3

**#6: Here comes the sun!** “See! The winter is past; the rains are over and gone. Flowers appear on the earth; the season of singing has come, the cooing of doves is heard in our land.” Song of Songs 2:11-12

**#7: Spring is when you feel like whistling even with a shoe full of slush.** “And why do you worry about clothes? See how the flowers of the field grow. They do not labor or spin. Yet I tell you that not even Solomon in all his splendor was dressed like one of these.” Matthew 6:28-29

**#8: I love Spring anywhere, but if I could choose, I would always greet it in a garden.** “The Lord will guide you always; he will satisfy your needs in a sun-scorched land and will strengthen your frame. You will be like a well-watered garden, like a spring whose water never fail.” Isaiah 58:11




## Conclusion:

**Speaker:** One or two people, any age.

This ends our "Spring Gala" and it's still Spring! We featured many of the quotes and short sayings that welcome spring. Did it make you feel "Spring-y"?

*Do you have Spring Fever? Do your fingers get itchy to plant flowers and bury tomato seeds? As you visited with friends did you think, "When I get home, I must get the garden hose from the garage." Open windows and let fresh breezes flow through your rooms, carrying away the musty winter and nasty germs.*



Follow these tips to get your Spring Gala started:

**1. Clean windows!** Shine them up and let the sunshine in! Go outside your door, look up at a blue sky and shout, "Hello Spring!"

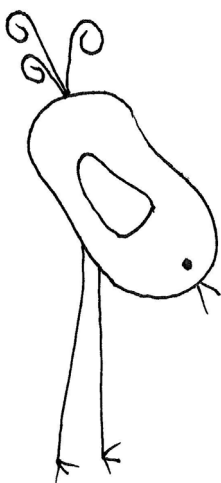
**2. Clean closets!** Tuck winter clothes in the back of your closet and feature the light sweaters, tank tops, shorts and sneakers. Boots? Who need boots?

**3. Begin Again.** Decide in your heart to put away old habits of gossip, criticism, anxiety, hurt feelings and that 'closed in' feeling. It's Spring! Make room for light and air and thoughts of Heaven.

**4. Clean House!** What better time to get a brand new prayer journal and a fancy pen. Relax in a cozy chair with a light and a table for tea or coffee. Never put your Bible away. Visit with God. Read, pray, lift your hands to Heaven and thank Him for what you have and what you don't have. Write down His answers. Read something He wants to tell you. Renew your mind.

**5. Practice smiling!** Your resting face might look grouchy. You don't notice it but the rest of us have to look at you. Turn those corners up and 'smile'! It's Spring!

**6. Expect a miracle!** Expecting something good to happen is a choice, an act of faith. Avoid over thinking. After all, God said, "I know the plans I have for you, plans to prosper you and not to harm you, plans to give you hope and a future." Jeremiah 29:11




Sing: "You Are My Sunshine"

*Gather guests in a large circle around the room.  
Hold hands if it seems appropriate.  
Sing this old song (with a NEW verse) to end the evening.  
Encourage hugs between those that love each other.*

You are my sunshine  
My only sunshine  
You make me happy  
When skies are gray.  
You'll never know dear  
How much I love you.  
Please don't take my sunshine away.

The Lord's my Sunshine,  
My only Sunshine  
He makes me happy  
When skies are gray.  
The Lord will give me  
A bright tomorrow  
And come to me one fine day.



## Close In Prayer

