


# SPLASH!

*...as it was in the days of Noah*

PREVIEW PROGRAM ONLY  
NOT FOR USE  
PLEASE PURCHASE

*Inviting Children into the Ark of Safety*  
*Elementary Sunday School*



## ALL I REALLY NEED TO KNOW I LEARNED FROM NOAH'S ARK

Plan ahead. It wasn't raining when Noah built the ark.

Stay fit. When you are 600 years old,  
someone may ask you to do something REALLY big.

Don't listen to critics-do what has to be done.

Build on high ground.

For safety's sake, travel in pairs...

Two heads are better than one.

Speed isn't always an advantage...

The cheetahs were on board but so were the snails.

If you can't fight or flee-float!

Don't forget that we're all in the same boat.

Remember that amateurs built the ark and professionals built the Titanic.

Remember that the woodpeckers INSIDE are often a bigger threat...

than the storm outside.

Don't miss the boat.




*No matter how bleak it looks, if God is with you,  
there's always a rainbow on the other side.*



# *Splash!*

## *The Ark of Safety*



What could be a greater tragedy than a world so out of control, so sinful that the Lord God Almighty "repented" of the fact that He created us? What could be a bigger disaster than a Flood that destroys all life from the face of the earth (except for the passengers in the ark)? It is the tragedy that occurs when people resist getting on board the Ark of Safety. To say no to Jesus is to make the worst decision of a lifetime.

***Splash*** is a thirteen week Sunday School alternative where students (kindergarten-grade 6) learn the story of Noah and his amazing ark from the book of Genesis. Preschool students may be included in a separate classroom.

***Splash*** features a cheerful visual theme using objects reminiscent of Bible times. Animals, green plants, water and wood create an atmosphere of excitement.

***Splash*** activity center groups visit **Singing In The Rain Opening, Raindrops Keep Falling on My Head Bible Story Center, Rainbow Snack/Memory Verse Center and Noah and Co. Craft/Game Center** where important scripture lessons come to life. Everything comes together to motivate students to "come back next week"!

***Splash*** recognizes the need to give faithful Sunday School teachers a break. Dividing the material into easy-to-prepare activity centers encourages the staff to divide the work between themselves and short term workers.

***Splash*** is Christ centered and light hearted. Elementary groups learn about God's devotion and constant presence in an atmosphere of joy. Students discover their personal responsibility to come to Jesus, to get on board for the ride of a lifetime!

### **COPY INSTRUCTIONS**

For the convenience of the purchaser, permission is granted to copy any and all material. Copy as needed to present the program effectively for your church. Following the instructions allows CLOSE ENCOUNTERS MINISTRIES to continue producing fun Christian programming at low cost to churches across the nation.





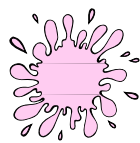
## Splash! ... The Ark of Safety

It was by faith that Noah built an ark to save his family from the flood. He obeyed God, who warned him about something that had never happened before.

By his faith he condemned the rest of the world and was made right in God's sight.

*Hebrews 11:7 New Living Translation*

Students (kindergarten-grade 6) enjoy Sunday School in a cheerful setting dominated by reminders of the cruise that old Noah took for about one year, long, long ago. Bible lessons are taught through story, scripture verses, snacks, crafts, games and music. Create a continuing event no one will want to miss!



**Singin' On the Rain Opening:** This is a get acquainted opening where students sing and leaders take attendance and collect offering.

**Raindrops Keep Falling On My Head Story Center:** This Bible story center is the focus of the weekly spiritual theme. Students enter a brightly decorated area and sit on the floor to hear how Noah and his family survived a universal disaster living to tell the tale.

**Noah and Co. Games and Crafts:** Students enjoy a variety of kid styled activities chosen by their teachers. A list of game and craft options are included in the curriculum.



**Somewhere Over the Rainbow Snack and Verse Center:** This is a Snack/Memorization activity center. Feed them and they will come! This is an opportunity to enjoy a simple snack and learn a scripture verse at the same time.



**Rainbow Promise Party:** Week #13 is reserved for a wonderful celebration. Invite the entire church to an ark buffet. Dress as many people in Holy Land costume as possible and enjoy a special Sunday School event.



# *Splash! Lessons At A Glance*

*Week #1: Sinking To New Depths... The World of Noah*

*Week #2: Man Of The Hour... Noah*

*Week #3: Meet The Family... Mrs. Noah and The Boys*

*Week #4: Meet the Neighbors... Critics!*

*Week #5: Build On High Ground... The Ark*

*Week #6: Get On Board... Animal Parade*

*Week #7: And God Shut the Door... Bon Voyage!*

*Week #8: Noah's Excellent Adventure*

*Week #9: Close Quarters... Seasick City*

*Week #10: Land Ahoy!*

*Week #11: Promises, Promises*

*Week #12: Jesus Is the Ark of Safety*

*Week #13: Rainbow Promise Party*



## *The Cruise Director... That's You!*



*Splash! The Ark of Safety is a memory maker and a positive experience when the director prepares well. Plan a creative quarter of Sunday School and watch your leaders respond with a spirit of fun and cooperation.*

***Read the entire program privately.*** When familiar with the program, present it to the teaching staff. Changes in activities are best recommended by the Cruise Director to avoid confusion.

***Meet the Staff.*** Urge 100% attendance at one special meeting. Prepare the staff for the activity center teaching style. Tell teachers where they will be working and exactly when they will be scheduled to teach.

***Decorate the Sunday School area.*** Do not neglect this part of the program. It promises staff and students that something very special is occurring in Sunday School. Use items from home, constructed from temporary materials or purchased.

***Schedule the staff in writing.*** See the schedule sheet in this workbook. Think of every person who could be involved in the series. Telephone teachers to be sure they are prepared.

***Volunteer Staff.*** Recruit older youth, future teaching prospects, senior citizens and others who do not teach on a regular basis. This is an informal opportunity to offer teaching experience without extensive commitment. Supervise to be sure volunteers have a positive experience.



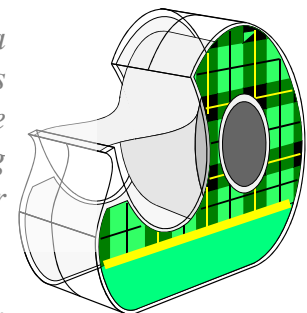
**Nursery-Preschool.** The stories, snacks, crafts, games and songs are easily adapted for preschool use. Preschool teachers set up learning centers in separate classroom corners. Students remain in their familiar preschool area to maintain their personal comfort.

**Activity Centers.** Set up activity centers in well lit, large areas or separate class rooms. This theme does not lend itself to outdoor study but an occasional outdoor snack time is a refreshing experience for everyone.

PREVIEW PROGRAM ONLY  
NOT FOR USE  
PLEASE PURCHASE

### ***A WORD ABOUT CRAFT OPTIONS.***

*During Noah and Co. Games and Crafts, consider offering a variety of easy to do craft projects. Use the S&S arts and crafts catalog located in the workbook to order group craft kits. These are inexpensive, easy to organize and fun to create. If a catalog is not in the workbook, call 1-800-243-9232 for a free master catalog.*




*Use the curriculum suggestions to choose projects that reflect the theme. There are other catalog craft suppliers and you may want to visit your local craft store to purchase supplies or, design homemade projects. Many imaginative craft books are available in Christian book stores and may fit your budget and creative needs.*



# Splash! Decorations

All activity centers should be decorated to reflect the Biblical Old Testament theme. It is amazing what can be created with a few props and a little imagination. If it looks and feels authentic, students respond with enthusiasm. Use as many of the suggested decorating ideas as desired.



**Artsy Craftsy Crew:** If you are not good at decorating, organize a team of people who enjoy creating visual themes. Decide what accents are needed and ask the crew to gather the items and set up the Activity Centers before the program begins.

## Holy Land Decorations

These suggestions may spark your imagination to make the classroom atmosphere bright and joyful. Visit your attic, garage, garden and church storage area to find appropriate items.

**Green Plants:** Use live and silk flowers and green leafy plants to create an outdoor atmosphere. Vines may be made by trimming jute with construction paper leaves in many colors. Trim the area with flowery garlands.

**Pottery:** Set a variety of crocks, pitchers, bowls and wooden utensils in corners of the area. These may be stacked on wooden benches or on cardboard boxes covered in fabric.

**Fabric:** Position woolen blankets and large pillows in the center. These may be used where students sit. Spread some on the floor and stack others neatly in corners or hallways.

**Baskets:** Organize wicker baskets filled with potatoes, fabric or other baskets in the area. These may be stacked haphazardly.

**Stuffed Animals:** Pairs of animals are not necessary. Bring as many stuffed animals as possible to arrange on tables, floors, window sills and other appropriate areas.





**Live Animals:** Borrow a variety of living animals from members or friends of the church. Follow simple rules for the health and safety of everyone concerned. The animal owner must be present at all times. Invite calm animals. Students may touch only if invited by the owner. Consider asking a local pet shop to bring a few exotic birds, mammals, reptiles or insects.

**Signs:** Use brown cardboard or paper bags and black markers to hand print messages in each activity area. Use some of the following suggestions or create your own fun messages.

NOAH & SONS...Master Wood Workers & Shipbuilders

CAMELS-No spitting at the other passengers

PIGS-Clean up your room.

MONKEYS-No Monkey Business!

STANDING ON THE PROMISES OF GOD

COUPLES ONLY

RAIN DANCE...Saturday Night

Row, row, row your boat gently down the stream...this ain't no dream!

Rain, Rain, go away. Come again some other day.

Don't Rock the Ark

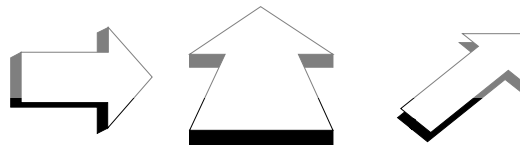
WEATHER FORECAST...Rain-40 days & nights

All creatures great & small, the Lord God loves them all!

I (heart) Rainbows

Department of Sunshine and Rainbows

**Directional Pole:** Make a series of arrows with words printed on each arrow. Attach the arrows pointing in different directions to a hall hat tree, flag pole or wall. Here are a few fun suggestions:

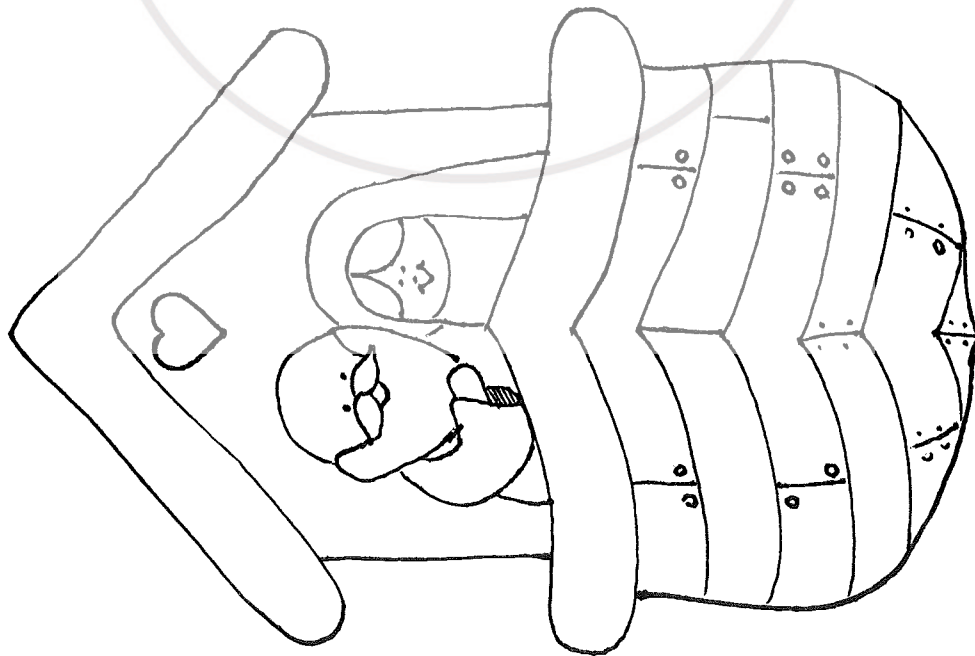





Upper Deck	Coffee Shop	Vet	Chapel	Roof Garden	Aerobics	Kitchen
Vending Machines	Tennis	Volleyball Court	Gift Shop	Library	Snack Shop	
Shovels & Straw	Cabins #1-100,000	Lounge	Game Room	Swimming Pool		





PREVIEW PROGRAM ONLY  
NOT FOR USE  
PLEASE PURCHASE





PREVIEW PROOF ONLY  
NOT FOR USE  
PLEASE PURCHASE

## *Student Gifts*

*There are a variety of fun items available for use as student gifts. Oriental Trading offers pinwheels, key chains, kick balls, key chains, paddleball games, head boppers, hats, erasers, pencils, tattoos, stickers, notepads, pens and puzzles. These items are inexpensive and so much fun for kids that it may be worthwhile to purchase a large variety to hand out each week. Check out local stores for other fun prizes that may fit the *Splash!* theme. Christian book stores also offer many small gift items. Reward students for:*

1. Memorizing scripture verse.
2. Attendance
3. Bringing a Friend
4. Good behavior
5. Helpful attitudes
6. "Just Because You're You!"



Wait until near the end of the hour to hand out the special gift of the week. Students may be too distracted with the gift to listen if they hold them through the entire program. This is true for candy as well. Students may not participate fully or sing enthusiastically with a mouth filled with bubble gum or lollipops or crackers. Wait until the treats can be eaten at home.

*If an ORIENTAL TRADING CATALOG is not included with this curriculum, call 800-228-2269 for your own current copy.*





# Publicity

*The more excited your church and community become with this unique Sunday School approach the more your children benefit from the program. Use all reasonable publicity gimmicks to attract teachers and students.*

**Church Newsletter.** Print short, catchy announcements in the church newsletter beginning one month before the program begins. Give just enough information to intrigue the reader.

**Splash!** *The Ark of Safety* is ready to leave port Sunday mornings at 9:30 A.M. Kindergarten-Grade six kids welcome to board in Fellowship Hall.

Hey! Get yourself to Sunday School where Noah and the gang take their voyage one more time. All kids welcome. Bring a friend and get on board!

**Church Bulletin.** The worship folder/bulletin reaches weekly worship attenders. Explain the Sunday School theme and advertise for helpers.

**Posters.** Place handmade **Splash!** posters in strategic areas of the church and in local shops to spark community interest. Add tear off sheets so people can take the time, date and place with them.

**Post Cards.** Send post cards to students on file. This personal touch is an extra dose of caring that works wonders. Address the card to the individual child. Are there three kids in a family? Send three cards! Consider redeeming each post card for a special gift when the child attends.

**Telephone.** Call potential students 2-3 days prior to the program. It is a great last minute reminder. "We are doing something fun and special. We don't want you to miss it! Need a ride?"

**Local Newspaper.** Community press looks for an organization with a new angle on an old tradition. Submit an article with black and white glossy photos. Print names on the back of the photo. Send it with a self addressed, stamped envelope. (*Hint: Newspapers frequently*



*print articles accompanied by photos. It is worth the extra effort.)*

**Video.** Assign a crew to take video. Show the tape at some point during the Rainbow Promise Party. *Option: Offer copies for sale at a nominal price.*

**Encourage Visitors.** Encourage folks to bring their cameras and walk through the areas taking pictures. It sparks interest when people know there are special visual effects.

PREVIEW PROGRAM ONLY  
NOT FOR USE  
PLEASE PURCHASE



# *Singin' On the Rain Opening*

*Don't forget this underlying truth:  
Ultimately when everything is said and done,  
we're all in the same boat!*



*Meet as a large group to provide time for attendance, offering and singing. Begin on time even if students and teachers are still arriving. The activity centers are timed and the schedule is delayed if you wait for latecomers.*

**Decoration.** Follow the decorating suggestions in the curriculum to make the Opening area bright and cheerful. Students may sit in chairs or on blankets spread on the floor.

**Mood Music.** As students arrive, play Israeli music with that special eastern sound. Most music stores have interesting samples of this type of music. Use audio tape or CD.

**Attendance.** Welcome the children and speak to each student as they enter the Opening area. Assign two or three people who know the students to take attendance as they arrive.

**Offering.** Collect offering during *Singin' In the Rain* Opening. Agree to combine class offerings for one quarter or provide separate containers. Use baskets, pottery or wooden bowls.

**Announcements.** Make important announcements at this time. If sending information home, wait to give the handouts at the end of the hour.

**Seating.** Seat activity center groups together so they are ready to travel. Or, announce the names of each group separately and move them to their first activity center.

**Sing.** Sing familiar songs the students enjoy. A few suggestions are *Arky, Arky, I Heard About Old Noah* and *I Am a Promise*. Be sure a pianist is available each week.



## *Wild and Wacky Sundays*

*Announce occasionally that the next Sunday will be a “Wild and Wacky” Sunday. Tell students (and parents) to bring or wear what you tell them. Be sure to take pictures to preserve the memory. Here are some wild and wacky options:*

**Crazy Hat Day**—Wear your favorite fun hat. Decorate it to make it wilder.

**Red Sock Sunday**—Wear one or two red socks. They don't have to be your own. They don't have to fit and you do not necessarily have to wear them on your feet.

**Stuffed Animal Day**—Bring your favorite “unlive” animal. Line them up in a hallway.

**Barefoot Day**—Come prepared to take off shoes and socks. No smelly feet please!

**Popsicle Day**—Come and have a wild and wacky popsicle—on us!

**Backwards Day**—Wear all your clothing backwards—just for one day.

**Inside Out Day**—Wear your clothing inside out—just for one day.

**T-Shirt Day**—Wear your favorite T-Shirt.

**Mismatch Day**—Wear anything that does NOT go together.

**Friend Day**—Bring a friend for lunch, served after Sunday School and Church.

**Noah's Umbrella Day**—Bring an umbrella. (Spray students with garden hose.)

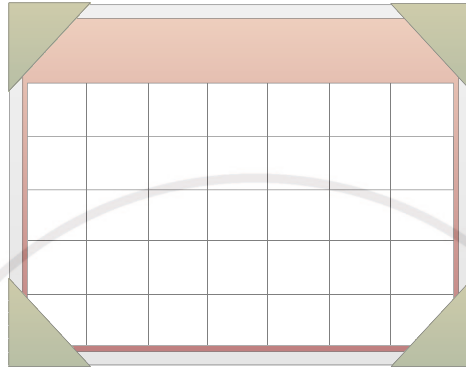
*Publicize these special days a week or two in advance. Announce it in the church bulletin to give parents fair warning. Because of the unique nature of the program, students do not have to wear normal “dress up” church clothing. Parents need to hear this from the leaders.*





# Splash! Schedule

Telephone potential volunteer for a specific date. there is no doubt Once they agree to telephone number schedule sheet. If supplies, remind telephone call a few activity center.



staff and ask them to specific task on a Explain each job so about what is expected. teach, write name and on the appropriate they are bringing them during your days before their

PREVIEW PROGRAM ONLY  
NOT FOR USE  
PLEASE PURCHASE

**Plan Snacks:** To avoid confusion, plan snack menus before the series begins. It is easy to carry through on a weekly basis if the decisions are made in advance.

**Plan crafts:** Decide which craft projects are desired from the list found with Noah and Co. Games and Crafts information. Tell volunteers where to find their project supplies. Encourage them to make a sample. Keep in mind activity center time limits.

**Communicate:** Give each teacher a folder with a dated copy of their individual lesson plan. Include teacher information to give them a clear job picture.

**Substitute Teachers:** Provide substitute teachers in case of illness or forgetfulness. These people must be able to prepare a lesson quickly.



## TIPS FOR USING THIS SCHEDULE

*The schedule is a tool to make organizing this program easy. Fill the teaching slots completely before Week #1.*

*Avoid the temptation to fill in names for the second half at a later date. Speak to each teacher and assistant personally.*

*The program may be carried out by one person in each area but if assistants are available, give them responsibilities.*

1. Place the date on the blank line.
2. Fill in the full names and telephone numbers of each teacher and assistant. This makes contact easy on a weekly basis. Post the schedule near your telephone.
3. Give teachers completed forms as a reminder of their responsibility. Highlight their specific information in yellow to communicate the date and learning center.
4. Use the completed worksheet as a telephone reminder during the week. Call staff members to be sure they arrive prepared for the day's lesson, snack, craft or musical activity.



# *Splash! Schedule*

-----WEEK #1: **SINKING TO NEW DEPTHS...THE WORLD OF NOAH**

RAINDROPS STORY CENTER:  
NOAH & CO. GAMES/CRAFTS:  
RAINBOW SNACKS:

-----WEEK #2: **MAN OF THE HOUR...NOAH**

RAINDROPS STORY CENTER:  
NOAH & CO. GAMES/CRAFTS:  
RAINBOW SNACKS:

-----WEEK #3: **MEET THE FAMILY...MRS. NOAH AND THE BOYS**

RAINDROPS STORY CENTER:  
NOAH & CO. GAMES/CRAFTS:  
RAINBOW SNACKS:

-----WEEK #4: **MEET THE NEIGHBORS...CRITICS!**

RAINDROPS STORY CENTER:  
NOAH & CO. GAMES/CRAFTS:  
RAINBOW SNACKS:

-----WEEK #5: **BUILD ON HIGH GROUND...THE ARK**

RAINDROPS STORY CENTER:  
NOAH & CO. GAMES/CRAFTS:  
RAINBOW SNACKS:

-----WEEK #6: **GET ON BOARD...ANIMAL PARADE**

RAINDROPS STORY CENTER:  
NOAH & CO. GAMES/CRAFTS:  
RAINBOW SNACKS:



-----WEEK #7: **AND GOD SHUT THE DOOR...BON VOYAGE!**

RAINDROPS STORY CENTER:  
NOAH & CO. GAMES/CRAFTS:  
RAINBOW SNACKS:

-----WEEK #8: **NOAH'S EXCELLENT ADVENTURE**

RAINDROPS STORY CENTER:  
NOAH & CO. GAMES/CRAFTS:  
RAINBOW SNACKS:

-----WEEK #9: **CLOSE QUARTERS...SEASICK CITY**

RAINDROPS STORY CENTER:  
NOAH & CO. GAMES/CRAFTS:  
RAINBOW SNACKS:

-----WEEK #10: **LAND AHOY!**

RAINDROPS STORY CENTER:  
NOAH & CO. GAMES/CRAFTS:  
RAINBOW SNACKS:

-----WEEK #11: **PROMISES, PROMISES**

RAINDROPS STORY CENTER:  
NOAH & CO. GAMES/CRAFTS:  
RAINBOW SNACKS:

-----WEEK #12: **JESUS IS THE ARK OF SAFETY**

RAINDROPS STORY CENTER:  
NOAH & CO. GAMES/CRAFTS:  
RAINBOW SNACKS:

-----WEEK #13: **RAINBOW PROMISE PARTY**





## QUESTIONS THAT NEED ANSWERS....



**WHY ARE WE PLANNING DIFFERENT SUNDAY SCHOOL PROGRAMMING?** Teachers and students enjoy a change from normal routine especially during traditionally low attendance times. Teachers need time to revitalize. This program frees each teacher several Sundays to go away with their families, attend adult Sunday School or sleep late. (It's okay, just this once!) Place students in different settings and challenge them in new ways to learn about the Lord.

**HOW WILL SPLASH! BE ORGANIZED?** Nursery-Preschool (In their classroom with regular teachers), Kindergarten, Grades 1-2, Grades 3-6. Each student group becomes an activity center team. The Sunday School hour is divided into four activity center sessions. Groups travel for 12-15 minute teaching times.

*SINGIN' IN THE RAIN OPENING* is where students gather for attendance, song time and announcements.

*RAINDROPS KEEP FALLING ON MY HEAD STORY CENTER* teachers present the Bible story of Noah and his watery adventure.

*SOMEWHERE OVER THE RAINBOW SNACK AND VERSE CENTER* is a snack and memory verse session.

*NOAH AND CO. GAMES AND CRAFTS* leaders surprise the students each week with a game or craft activity.

### WHAT ARE THE TEACHING OBJECTIVES OF SPLASH!

1. Students learn the basic story of Noah and the Ark from the book of Genesis.
2. Students memorize scripture highlighting the weekly Bible themes.
3. Students participate in activities ranging from stories to snacks to scripture memorization with games and crafts added for fun.



## HOW CAN I MAKE SPLASH!...THE ARK OF SAFETY A SUCCESS?

**PREPARE.** Know what is going to happen in each activity center. Understand your individual responsibilities. Be diligent with your preparation, the results will show!

**READ THE LESSON PLAN.** Use the lesson plan as the basis for preparing the activity center. Be creative within the framework of the theme. Have fun with the lesson!

**ORGANIZE THE STUDENTS.** Keep student groups together at all times. If weather and activity seem appropriate, take the group outdoors.

**GATHER SUPPLIES.** Sunday School pays for materials. Request a check before purchasing items or turn in a bill. Save all receipts. Know the church tax exempt number.

**PRAY BEFORE EACH SESSION.** We can be clever, work hard and love children but we do them and ourselves a great disservice if we leave the Lord out of our plans. Pray specifically for each student, teacher, lesson plan and spiritual goal.

## WHAT IS MY PERSONAL TEACHING SCHEDULE?

The *Cruise Director* divides duties according to date and activity center. You are assigned one activity center each Sunday, teaching a rotation of two or three groups. If you become ill, inform the director as soon as possible.



## ACTIVITY CENTERS IN SUNDAY SCHOOL

**DIVIDE CLASSES INTO SMALL GROUPS.** Nursery-Preschool meets separately. Older groups meet in individual activity centers to complete their activity.

**IT'S DIFFERENT!** Games, stories, puppets, drawing pictures, forming clay and singing lead children into deeper understanding of scriptural truth.

**WHERE?** Four corners of a large room may be used to set up activity centers. Individual classrooms lend themselves to individual activity centers. Move to larger church areas like the fellowship hall, gymnasium or family life center, if space and time allow.

**DECORATE!** Each area should be theme related and colorful. This does not have to be expensive. Borrow items from friends. Dig into the corners of your attic, basement or garage. Shop garage sales and catalogs. Make decorations using simple art supplies.

**TIMING.** Each activity center is approximately 12-15 minutes. This depends upon the length of local Sunday School time. Activities must be quick, exciting and hard hitting. When it is time to move, students must move quickly.

**THE KIDS.** Noise and chatter are inevitable during the rotation moves. Encourage interaction. Urge students to become involved in the next activity center immediately.

**PREPARATION.** Prepare one activity using the lesson plan as a guide. The activity may vary slightly depending upon age. Adapt the material to create a better atmosphere or lesson suited to your personality.

**GUIDE THE GROUP.** Make efficient use of the time. Teach one idea well rather than crowding too much material in the minutes allotted.



## TIPS FOR RAINBOW SNACK AND VERSE CENTER TEACHERS

*This activity center is designed to last 12-15 minutes. Serve snacks and teach a scripture verse. Two-three groups visit the center each week. Serve snacks as suggested in the curriculum or create your own fun food. Do not serve students an entire meal but offer them a tasty treat as they fellowship while learning their scripture verse.*

**DECORATION:** Pretend the students are gathering in the ark's *mess hall*. Follow many of the decorating suggestions in the curriculum. Consider spreading colorful blankets and large pillows on the floor instead of using tables. Depending upon the number of students being served, arrange the blankets as you would arrange small tables for cozy gatherings. Place flowers, baskets, greens, stuffed animals, lantern light and other ark type decorations in the corners and on the blankets. Serve snacks in wicker baskets, wooden bowls and old pottery.

**TEACHING THE SCRIPTURE VERSE:** Follow some of the activity ideas on the MEMORY VERSE ACTIVITIES sheet or make up an original method to teach each verse. Take time to review. Print verses on brown paper and place them haphazardly on the walls. Use the Bible versions of your choice for memorization. *Each verse is printed on the activity center worksheet.*

**SNACK IDEAS:** Choose from our list of popular snacks or develop your own refreshments to be served each week as students memorize their verse. Do not plan an entire meal. This is designed as a quick food break. Noah's Ark snack names make each session a lot of fun.

*Do not be held hostage to students who dislike the treat.*

*Resist the temptation to provide alternative snacks.*

*If someone does not like what is served, say, "Oh, I'm sorry. Maybe you will enjoy next week's snack. Could I get you a glass of ice water?"*

Never announce what next week's snack will be. Some students base their attendance on whether or not they like that food. Surprise is best!

The only alternative snacks should be for students who have health or allergy problems.



## FRUIT SNACKS



**MONKEY BANANAS!** Dip fresh banana slices into melted chocolate. Place on waxed paper and refrigerate overnight. If desired, roll in crushed walnuts before chilling.

**ROCK THE BOAT FRUIT SALAD!** Mix canned fruits and a few fresh fruits (bananas, apples). Chill and serve in small, disposable cups.

**CLOUDY ORANGE DELIGHT!** Serve canned mandarin oranges (drained) mixed with miniature marshmallows. Option: add coconut. Be careful—some children do not like coconut.

**SMILE AWAY THE HOURS ORANGES!** Slice large, fresh sweet oranges. Cut slices in half and pull the edges to split the fruit and widen the “smile”.

**RAINBOW JELLO!** Choose from many jello and fruit dessert recipes.

**EVE’S APPLE DUMPLING! (WHERE IT ALL BEGAN)** Place one half peeled apple into a square of pastry dough. Bake until gold brown. Serve with ice cream or cinnamon sauce. Make one dumpling per student.

## SNACK SIDES


**NOAH’S ANIMAL CRACKERS:** Serve a variety of crackers with any fruit.

**GOLDFISH CRACKERS:** Purchase boxes of gold fish crackers to be served in clear glass bowls.

**GOAT AND COW CHEESE AND CRACKER PLATTER:** Make a large platter filled with a variety of cubed cheeses and small crackers. Students may choose what they like from the platter.

**STICK IN THE MUD MARSHMALLOWS:** Place a basket of large marshmallows in the middle of the blanket. Students may choose one or two to each with their fruit snack.

**ELEPHANT PEANUT BUTTER AND GRAPEVINE JELLY:** Make sandwiches and cut out with cookie cutters. Let the students do the spreading and cutting.



**NOAH “POP”SICLES:** Serve popsicles on an especially hot day.

**KANGAROO KRISPIES TREATS:** Make Rice Krispies Treats following the directions on the cereal box and top with a cherry, orange slice or banana slice.







## BREAKFAST SNACKS

**MRS. NOAH'S BEST BREAKFAST CASSAROLE!** In a 9 x 13 sprayed pan, place fresh bread cubes or torn bread. Cover the bread with a mixture of 6-8 eggs, milk, cooked sausage, cubed ham or crumbled bacon, shredded cheddar cheese and optional ingredients: diced onion, salt and pepper, diced green pepper. Pour mixture over bread and refrigerate overnight. Bake in 350 degree oven approximately one hour. Serve warm with fruit juice.

**SHEM'S POP TARTS!** Toast in toaster and serve warm. Provide a variety of flavors cut in several pieces. Serve with cold milk.

**OSTRICH LEGGO WAFFLES!** these toaster treats are a kid favorite. Serve with syrup, butter and milk.

**HAM'S HAM!** Serve thin slices of ham and scrambled eggs.

**JAPHETH'S MIDNIGHT DOUGHNUTS AND MILK!** Serve fresh doughnuts cut in half for smaller appetites or buy the smaller doughnut "holes". Provide a variety of flavors.

## SANDWICH SNACKS

*Serve a variety of sandwiches on a platter with a side of potato chips and pretzels.*

**PEANUT BUTTER AND JELLY, HAM AND CHEESE, CHICKEN/TUNA SALAD, JELLY AND CREAM CHEESE, JELLY AND BUTTER OR OTHER LOCAL FAVORITES.**

**NOAH'S RAVEN EGGY MUFFIN!** Toasted English muffins, eggs cooked your favorite way, slice of ham cut wafer thin, sprinkle of cheddar cheese. Cut sandwich in half and serve with milk or juice.

## BEVERAGES

Choose a variety of cold drinks to be served throughout the series. Consider orange juice, apple juice, grape juice. Serve cold milk, chocolate milk and even hot chocolate with marshmallows. Ice water should be available at all times.

## EXTRA SPECIAL TREAT

**God's Rainbow Jello**—1/2 gallon vanilla ice cream, cut into 5 equal pieces, 5 flavors jello, small boxes (strawberry, lemon, orange, lime, cherry), 1-8 oz pkg. cream cheese, milk. Mix 1 c. boiling water with 1 pkg jello. Add 1/5 ice cream. Pour into 9 x 13 pan. Chill to set well enough that you can spread with cream cheese mixture. Beat enough milk with cream cheese to make it spreadable. Use 1/5 of this mixture as well. Repeat each layer ending with Jello.



## RAINBOW SNACK AND VERSE CENTER MEMORY VERSE ACTIVITIES

*Choose a memorization game or activity from this list. Encourage students to learn the weekly scripture. Vary activities from week to week. Repeat games the students especially enjoy. Offer a small reward for successful memorization and individual effort. Keep track of the verses each student learns and present special awards at the end of the quarter. Weekly prizes may be awarded as desired.*

**FILL IN THE BLANK:** Print individual words on separate 3x5 cards. Place the cards in proper order on the table or floor. Remove one card as the students say the verse aloud. Keep removing cards until the can say the verse without assistance. Ask individuals to repeat the verse aloud from memory.

**FOLLOW THE BOUNCING BALL:** Bounce a large ball around the circle and say the verse aloud. Each bounce represents one word in the verse. Once the verse is memorized, toss the ball to individual students who say the verse aloud.

**ERASE A WORD:** Print the verse on a chalkboard. Allow students to erase one word of their choice. The group repeats the verse until it is memorized.

**UNSCRAMBLE THE VERSE:** Print each word on 3x5 cards. Play FILL IN THE BLANK until the verse is memorized. Mix up the cards. Give one card to individual students and ask them to place the words in proper order by lining up in a certain time limit. (Make it fun by encouraging others to mix them up by shouting incorrect information.)

**CIRCLE VERSE:** Assign one word to each student seated in a circle. Point to a student who must say their word. Point faster and faster until it sounds like one person saying the verse. Ask individual students to say the verse aloud once it is memorized.

**RELAY GAME:** Once a lot of verses have been memorized, line up two teams. Stand at one end of the room. Give the reference of a verse. Teams send one student to tag you and say the verse. The first person tagging gets to try first. If he/she errs, the second team has a chance to say the verse.

**WHISTLE THE VERSE:** Teacher says the verse omitting one word. When the teacher reaches that word, she blows a whistle. The first person to fill in the blank gets one point.



## TIPS FOR RAINDROPS KEEP FALLING ON MY HEAD STORY CENTER

### DECORATIONS

*Begin with an empty room. Students do not need tables or chairs.  
Choose from the following accessories to make the ark look inviting.*

**ARK FURNITURE:** Place old wooden benches, tables and scrap wood in each corner of the room. These pieces may be old outdoor accessories or attic treasures. Install lanterns on window sills and on the floor.

**BLANKETS, PILLOWS AND RUGS:** Scatter large pillows and folded blankets where students sit for story time.

**BASKETS AND POTTERY:** Locate large old pieces of pottery and set them on the benches and stack them on the floor. Baskets of all shapes and sizes may be placed in the area. Fill some of the baskets with yarn, fabric, tools or potatoes.

**GREENERY:** Put green plants and silk flowers in baskets and wooden buckets to make the area look ancient. Decorative trees may be placed in the corners.

**FAN:** Place a large fan in one corner of the room. Circulate low speed air through the room and cool the students during story time.

### SCRIPTURE VERSES

The scripture verses are memorized during RAINBOW SNACK AND VERSE CENTER but take time to introduce them and review them briefly with the students.

### TEACHING THE BIBLE LESSON

Teach the same material three times to separate learning center groups. Take your time and enjoy the students. Involve the group by interacting with the material using simple activities. If time remains, quiz students on the information presented and encourage them to remember the lesson of the day.

S&S arts and crafts catalog offers a Noah's Ark Bible Learning Wall. Detailed illustration is easy to color with crayons, markers or paint. Do it before the series begins or use it as a student project. You can even supply students with a variety of craft trims of an even more exciting project. Design printed in black on white corobuff. Size: 48" x 72". Ages 3-12. CHB-LR405 \$14.89 each. (Price may change.)



## TIPS FOR NOAH AND CO. GAMES AND CRAFTS

*Choose a large area where games may be played or crafts completed. The room will need space for craft tables at one end. If desired, play some of the suggested games outdoors in a safe area.*

### DECORATIONS

Follow the suggestions in the section titled DECORATIONS. Use the ideas which can be adapted easily in a large room. You may not feel the need to decorate this area since students will be making projects and/or playing games which need more space.

### SCRIPTURE VERSES

The weekly scripture verses are memorized during RAINBOW SNACK AND VERSE CENTER but take time to introduce them each week and review them briefly with the group.

### NOAH AND CO. GAMES AND CRAFTS ACTIVITIES

This activity center is designed to be a joyful expression of faith expressed through crafts or games. The specific activity is your choice! If the teachers are artistically oriented, plan 12 small craft activities. If the teachers are athletic and game oriented, plan 12 game activities. However, a mixture of craft and game people may produce activities that are divided equally between the two types of activities. Choose activities before the program begins to avoid confusion. Schedule leaders according to their skills and desires. Make the craft project apply to the theme by printing the scripture verse on the completed project.

**OPTION: If some craft projects take more than 15 minutes to complete, consider allowing two weeks. Store the projects in the activity center. Be sure student names are clearly marked on the projects.**



## CRAFT SUGGESTIONS

*Here are craft suggestions from S&S arts and crafts catalog. (If a current catalog is not included with your curriculum, call 1-800-566-6678 to receive a copy.) Browse through the catalog and choose projects that are appropriate for the Noah's Ark theme. (Prices may change.) Homemade craft projects may be planned if your church has a storage room filled with leftover projects or pieces of projects that need to be used.*

**PAULINE THE PARTY BIRD.** Great for parties or just for fun. This project will transform your activity space into a wonderfully wacky aviary! Younger group members will go cuckoo over making their own one of a kind brightly plumed birds. Kit contains party blowouts, wiggly eyes, assorted feathers and pompons, felt, non toxic glue and instructions. RMB-GP1407 \$23.99 per pack of 48. 50 cents per project.

**FANTASY BUGS.** There are endless varieties of insects in the world. Now your group can create a few new species! Kids won't be able to resist this whimsical project. Kit includes cardboard circles, white nylon netting, glitter pompons, wiggly eyes, chenille stems, pin backs, non toxic glue and markers and instructions. RMB-GP1405 \$17.99 per pack of 48. 37 cents per project.

**PANIMALS.** Your group will have fun custom coloring these charming Panimals to decorate any room or door. Includes popular printed banner fabric panels with two different sets of animal designs (lion, racoon, dog AND cat, penguin, bear), gold hanging cord, wood look framing slats, non toxic fine line markers and instructions. 8"x 27". RMB-DC16 \$21.99 per pack of 20. \$1.10 per project. *CONSIDER USING THIS AS A TWO WEEK PROJECT—Price then decreases to 55 cents per week.*

**MUSICAL RAINBOWS.** Wind chimes to paint and assemble. Includes acetate rainbows, capiz shells (colors may vary), non toxic stained glass paint, brushes, nylon thread, patterns and instructions. 6" x 9". RMB-GP707 \$16.99 per pack of 16. \$1.06 per project. *CONSIDER USING THIS AS A TWO WEEK PROJECT—Price then decreases to 53 cents per project.*

**NEON PAPER LANTERNS.** Create a festive mood by displaying a garland of neon colored lanterns. Includes 50% recycled neon paper, sequins, gold trim, non toxic glue, design ideas and a free EduCraft Guide with instructions. 8" x 8". RMB-GP851 \$15.99 per pack of 40. 40 cents per project. *Consider decorating the hallway with the completed "ark" lanterns.*





**SAND CROSS NECKLACE.** It is so easy to create these beautiful cross pendants. Just peel the backing off the precut cross, sprinkle with sand in your own design, and then string on a black cord to wear. Pack contains precut self adhesive cross shapes, ultra fine glitter sand, black cord and instructions. CHB-RE337. \$28.99 per pack of 48.

**NOAH'S ARK MOBILE.** Comes complete with precut and printed mobile parts, nylon thread, non toxic glue and markers, fiberfill and instructions. 8" x 14". CHB-RE292 \$11.99 per pack of 20.

**REJOICING RAINBOW MINI MOBILE.** The first rainbow appeared to Noah as a sign of God's promise to never again destroy the world by flood. Remind your students of His promise with this simple project. Includes plastic canvas circles, assorted colored yarn, plastic needles, non toxic glue, assorted plastic beads and instructions. CHB-RE389 \$13.99 per pack of 20. 70 cents per project.

## GAME SUGGESTIONS

*Enjoying a lively game benefits the students and the leaders. What better way to get acquainted than to run, play and laugh together. Choose games that last about 15 minutes. Begin with this list of game suggestions and feel free to add your own favorites.*

**PAPER PLATE GOLF.** Print \$1-9 on separate paper plates. Make "putters" by rolling newspapers into long shafts. Tape the newspaper with masking tape. Purchase whiffle balls or sponge (nerf) balls. Students begin at plate #1 and work their way to plate #9 in as few strokes as possible. The size of the course depends upon how much space is available indoors or outdoors.

**DODGE BALL.** Bunch up the students in a circle. One person gets on each side of the circle and rolls a regular ball through the center of the circle to tag the players. The players in the circle try to dodge the ball. When a player is tagged, he has to sit down outside the circle.

**DRIBBLE BALL RELAY.** Arrange the teams in parallel lines. Players on each team are six feet apart. Give the first player of each team a ball that will bounce (basket, soccer, volley). At the signal, the first player turns around once and bounces it to the second. The ball should be thrown so that one bounce will put it into the hands of the next player. The second player, after receiving the ball, turns around once and bounces it to the third. The ball is in this way bounced to the end of the line and back to the starting point. The team returning the ball to this first player first wins.





**POTATO TOSS.** (Much drier than a water balloon toss!) Pair students. Teams stand opposite each other in a long line. Teams should begin just one step away from each other. Toss the potato. Take one giant step backward and toss again. Keep stepping backward. When one team member drops the potato, that team is out of the game. The final team tossing their potato successfully is the winning team. Play several times. Mix up the teams.

## VIDEO FUN

Choose a few Christian videos to show during this time. When choosing a video, consider the short time allotted. Use Noah's Ark themes.

## PENCIL PUZZLE AND COLORING PAGES

Purchase a book of Bible related crossword puzzles, word puzzles, mazes and picture puzzles. Allow students to work together for prizes. Younger students enjoy coloring pages.

PREVIEW PROGRAM ONLY  
NOT FOR USE  
PLEASE PURCHASE



WEEK #1: RAINDROPS KEEP FALLING ON MY HEAD STORY CENTER

## Sinking To New Depths ...The World of Noah

MEMORY VERSE:

*"For all have sinned and fall short  
of the glory of God." Romans 3:23*



### INTRODUCTION: ANSWER THE QUESTIONS

Welcome to *Splash! The Ark of Safety*. We are going to talk about Noah and his splendid, astonishing, delightful Ark. The story of Noah is told in the first book of the Bible, Genesis. God wants us to know what happened and why it happened. So sit back, relax and enjoy *Splash!*

**Let's see if you can answer a few questions:**

*Knock, knock. Who's There? Noah. Noah Who? I Noah you, you Noah me?*

*What's black and white and red all over? A penguin with a sunburn*

*What do you call a monkey with a banana in each ear? Anything. He can't hear you!*

*What does a lion say to his friends before they hunt for food? Let us prey.*

*What's big and gray and wears a mask? The elephantom of the opera.*

Lot's of jokes have been made about Noah and his animals through the years. However, Noah's story is a real story of adventure and faith and obedience. We are going to get to hear all of it.

### NOAH'S STORY: SINKING TO NEW DEPTHS

**Genesis 6:5-7:** These verses of scripture tell us that God was watching the people He had created and was unhappy with their lives. They were wicked in every way. *All* their thoughts were consistently and totally evil.



*People did not start this way. God created the earth and everything—including human beings and was so pleased that He pronounced it “good”. What happened between the end of Genesis 1 and the beginning of Genesis 6? Sin! Adam and Eve disobeyed God in the Garden of Eden. Cain murdered his brother Abel and the human race was off and running.*

**Sin was so widespread that God was sorry He created them.** He was brokenhearted. God’s desire was for the people He loved to experience peace and happiness in life. The only way He could be sure people really loved Him was to give them freedom of choice. God’s human creation chose to be disobedient to God’s perfect plan, ignoring God and making evil plans. This still goes on today and God is still brokenhearted. Today’s memory verse says “*All (including you and me) have sinned and fall short of the glory of God.*” Romans 3:23

God said, “*I will completely wipe out this human race that I have created and I will destroy all the animals and birds, too. I am sorry I ever made them.*” This sounds a little drastic, doesn’t it? God was thinking about wiping out every human being, every animal and every living thing He created. What happened to cause God to make this terrible choice?

**There was a population explosion on earth and the people were doing terrible things to each other.** Not one person turned to God. In fact, the people were so evil they rejected God. It must have been hopeless. They could not be turned from their wicked ways.

**God is patient and long suffering.** God did not make His decision to flood the earth during a temper tantrum. The last thing He desired was to see His work destroyed. During the years before the flood, God tried many ways to cause humans to see the effects of sin. Nothing worked and everyone kept ignoring God in every way.

**BUT! And this is a very big thing....NOAH found favor with the Lord!** One man among all others on earth served God...and God took notice. I can see it now. God watched Noah’s good life and planned an escape route. (OPTION: Use a microphone with the distant voice of God coming into the group. Word to the wise: this is a parody—not what actually happened!)

*“Maybe I could just save Noah and his pet llama. They look happy. No, that wouldn’t work. No future kids could be born. Hmm. Well, I’ll save Noah and Mrs. Noah and her pet cat. Or, maybe I could save Ham and Mrs. Ham to do the heavy lifting. Oh, why not save the whole family. They seem happy together and they love Me too.*

*“If I save the family, they will need some food to eat. Perhaps I better save a few animals for roasts and chops and stews. Hmmmm, I think they will need a few veggies. If I destroy all the plants, there will be no food to add to the stews. I should plan to replenish the earth after destruction.*



*“What to do...what to do...I know! I will destroy all the evil people and save Noah, Mrs. Noah, three sons and three wives. I will destroy all the animals except two of each kind...male and female. And seven of each of the clean animals for sacrifice and food. I will destroy all the land but I will make a way for it to come back to life to produce food and beauty for future people.*

*“How to do it...how to do it...I know! I will hide Noah’s family underground and burn the place down with fire! No! I will cut off oxygen to the earth. No! I will...I will...I will make it RAIN! Yeah, that’s it! I’ll make it rain for forty days and forty nights. That ought to do it. I’ll cover the earth with water over the tops of the tallest mountains.*

*A boat! I will teach Noah how to make a huge boat that will carry all the animals, food and his entire family. It will have to be big, no, huge...No, gigantic...with little rooms for everyone. Mrs. Noah could make curtains. You know, the kind with little duckies and chickies on them. In fact, this boat will be so big that we better call it an.....ARK! It will take a long time to build so I better draw up a blueprint. Cubits! Lots of cubits and gopher wood—I love gopher wood.*

*Noah will have to hire lots of workers. “Perhaps some people will believe Noah and will love Me too. Noah can preach about Me while the ship is being made. Then everyone who wants to be saved will be included. That’s it! It’s a plan! It’s a great plan! I think I’ll find Noah and tell him all about it. Noah, Oh Noah! Have I got a deal for you!”*

**And that may be how it all began.** God was disappointed that in the years Noah worked on the ark and preached about a flood, not one other human asked to enter the ark. In fact, the people ridiculed Noah. The ark became a tourist attraction for folks who came to the desert to laugh at a crazy old man preaching that God would destroy their wickedness and flooding water would fill the land. No one had ever heard of *rain*. It was unthinkable that a lake would be in that dry place.



## THE ARK OF SAFETY LESSON: GET OUT OF THE MUD!

**The story of Noah has lessons for us today. Jesus is our Ark of Safety.** He rescues us from the sin that grabs hold of us. God cannot bear to look upon hatred, deceit, lack of love, laziness. Sin separates us from God.

**God's plan in Genesis 1 was to create a beautiful, safe world where His creation could enjoy each other and enjoy Him.** His purpose for us was peace and an abundant life. When He made a new plan, it included Jesus who said, *"I have come that they may have life, and that they may have it more abundantly."* John 10:10b.

**When Adam and Eve disobeyed, sin entered the world.** How sad that scripture says, *"For the wages of sin is death,"* and how glad we are to finish the verse with *"but the gift of God is eternal life in Christ Jesus our Lord."* Romans 6:23. Use the freedom of choice that God gave you to choose life, eternal and free, by asking Jesus to forgive the sin that separates you from God who loves you so much He sent a flood and saved a family.

CLOSE IN PRAYER.  
PREVIEW PROGRAM ONLY  
NOT FOR USE  
PLEASE PURCHASE



WEEK #1: NOAH & CO. GAMES AND CRAFTS

*Sinking To New Depths  
...The World of Noah*

MEMORY VERSE:

*"For all have sinned and fall short  
of the glory of God."*

*Romans 3:23*

CRAFT/GAME ACTIVITY:

Choose a craft or game activity from the curriculum list.

INSTRUCTIONS:

PREVIEW PROGRAM ONLY  
NOT FOR USE  
PLEASE PURCHASE





WEEK #1: SOMEWHERE OVER THE RAINBOW SNACK AND VERSE CENTER

*Sinking To New Depths  
...The World of Noah*

MEMORY VERSE:

*"For all have sinned and fall short  
of the glory of God."*

*Romans 3:23*

SNACK:

Choose a snack from the curriculum list  
Teach today's scripture verse during snack time.

INSTRUCTIONS:



WEEK #2: RAINDROPS KEEP FALLING ON MY HEAD STORY CENTER

## Man Of The Hour...Noah

MEMORY VERSE:

*“Now faith is the assurance of things hoped for,  
the evidence of things not seen.”*

*Hebrews 11:1*



### INTRODUCTION: WHAT DID NOAH LOOK LIKE?

Today we talk about the man...Noah. What exactly did God see when He looked at the one man on earth who loved and obeyed Him? (Choose one student to dress in a Holy Land costume. Put each article of clothing on the student carefully. Ask if the student looks like Noah now....now....now?)

We have one person standing before us who is dressed a lot like Noah may have dressed. He/she is wearing a flowing robe, a colorful belt, a bag to carry important stuff, a headdress, sandals. I think he/she looks like Noah, don't you? You don't?!? What's missing? Is it something you cannot see? The missing quality is what we are going to talk about today—FAITH! It can only be seen by God on the inside of a person.

What is faith? How do you get it? Why is it so important? We show faith every day in everything we do.

**CHAIR:** (Choose one student and interact with that student.) Come and sit on my chair. Wait! Before you sit down think about it. What do you think will happen when you sit? Will you tip backwards? Will I pull the chair out from under you? Will the chair fall down? If you think something bad is going to happen to you, will you still sit on my chair? Okay, give it a try. (The chair is safe and stable.)

**BOOK:** (Choose one student and interact with that student.) Here is a big book. Come and hold it for me. What is inside that book? Don't look yet! Words? Pages? Pictures? Do you know for sure? How do you know? (I've seen a book and I know what's inside.) Open it and see. (Place a small flat surprise item inside—feather, penny, fabric, stick of gum, bookmark.)



**SAFETY PIN:** (*Choose one student and interact with that student.*) If I open this big pin and put it against your skin real fast, what will happen? (It will hurt! I will bleed!) Are you sure? How do you know? (I have been pricked with a pin before.) Should we try it? No? Well, I guess we will have to take it by faith that what we know to be true about pins is certain. Pins can hurt.

## NOAH'S STORY: MAN OF FAITH

**Genesis 6:9:** Everything we know about the man, Noah, is summed up in just a few words. Noah was a righteous man. (*Righteous means: moral, pure, virtuous, devout, ethical, honorable, pious, clean, decent, wholesome, God-fearing, godly, holy, saintly, upright*) In fact, he was the only blameless man living on earth at the time. He always followed God's will and enjoyed a close relationship with Him. Now that's a man!

**Noah was also a man of faith.** Today's memory verse talks about faith. "*Now faith is the assurance of things hoped for, the evidence (conviction) of things not seen.*" Hebrews 11:1 The Living Bible says: "*What is faith? It is the confident assurance that something we want is going to happen. It is the certainty that what we hope for is waiting for us, even though we cannot see it.*" Maybe kids can say it this way: "Faith is knowing good things will happen even when we cannot see the future."

**God gave Noah a strange assignment.** He was to build an enormous boat in the desert, fill it with food and furniture and bunches of animals. He did it! Just like that, Noah built the boat, filled with food and furniture and bunches of animals. It took him a long time too—120 years. (People lived a lot longer then.) He used many workers and he spent all his money and time working on the project.

**The Great Faith Chapter is Hebrews 11.** The writer included Noah among mighty men of old who were faithful to God above all costs. "*It was by faith that Noah built an ark to save his family from the flood. He obeyed God, who warned him about something that had never happened before. By his faith, Noah condemned the rest of the world and was made right in God's sight.*" Hebrews 11:7.

## ARK OF SAFETY LESSON: I CAN BE FAITHFUL LIKE NOAH

**God has given clear instructions in His Word.** We have a choice to obey those instructions or to ignore them and go our own way. If Noah is a good example of faith, it may be wise for each of us to consider how to trust and obey the Lord.



(Print each key word on a letter of the word **faith**. Enlarge the illustration or make your own letters. The bigger the letters, the better the effect. Color each letter in bright colors. Cut out individual letters and place on the wall as you teach.)

**BELIEVE:** God's Word says we must believe in Jesus. *"For if you tell others with your own mouth that Jesus Christ is your Lord, and believe in your own heart that God has raised Him from the dead, you will be saved."* Romans 10:9

**STUDY:** It is impossible to know how to have faith without studying God's Word. Timothy said, *"Study to show yourself approved unto God, a workman that needs not to be ashamed..."* II Timothy 2:15

**PRAY:** We must talk to God every day to have faith. The Bible says, *"Pray without ceasing."* I Thessalonians 5:17.

**GIVE:** Faith grows when we give ourselves to the Lord. What can we give Him? (Money, time, effort, ourselves) Luke 6:38 tells us, *"Give and it will be given to you; good measure, pressed down, shaken together, running over, they will pour into your lap. For whatever measure you deal out to others, it will be dealt to you in return."*

**GO:** When we BELIEVE, STUDY, PRAY and GIVE, we prepare ourselves to GO. Jesus said, *"Go therefore and make disciples of all the nations, baptizing them in the name of the Father and the Son and the Holy Spirit."* Sometimes GO means to live a Christian life right where we are now. Sometimes GO means traveling to foreign lands to tell others about Jesus. Sometimes GO means to follow Jesus wherever He leads us.

## CLOSE IN PRAYER.



BELIEVE

STUDY

PRAY

GIVE

GO!



WEEK #2: NOAH & CO. GAMES AND CRAFTS

*Man of the Hour...Noah*

MEMORY VERSE:

*Now faith is the assurance of things hoped for,  
the evidence of things not seen.*

*Hebrews 11:1*

CRAFT/GAME ACTIVITY:

Choose a craft or game activity from the curriculum list.

INSTRUCTIONS:

PREVIEW PROGRAM ONLY  
NOT FOR USE  
PLEASE PURCHASE





WEEK #2: SOMEWHERE OVER THE RAINBOW SNACK AND VERSE CENTER

## *Man Of The Hour...Noah*

MEMORY VERSE:

*Faith is the assurance of things hoped for,  
the evidence of things not seen.*

*Hebrews 11:1*

SNACK:

Choose a snack from the curriculum list.  
Teach today's scripture verse during snack time.

INSTRUCTIONS:

PREVIEW PROGRAM ONLY  
NOT FOR USE  
PLEASE PURCHASE



WEEK #3: RAINDROPS KEEP FALLING ON MY HEAD STORY CENTER

*Meet The Family  
...Mrs. Noah and The Boys*

MEMORY VERSE

*Show me your ways, O Lord, teach me Your paths.*

*Psalm 25:4*

INTRODUCTION:

MEET THE FAMILY

*(Actors: Mrs. Noah and the boys. Mrs. Noah dresses in Holy Land costume. Three teen boys or men stand in the background wearing modern day clothing and hats. Place a monogram on each hat or on the shirt of each son—H, S, J. Whenever they are mentioned, they step forward and tip their hats in unison.)*



MRS. NOAH: It's so nice to be somewhere where the floor doesn't rock and roll. Isn't that right, boys?

BOYS: (Step forward and tip hats in unison.)

MRS. NOAH: My family had quite an adventure. I suppose you heard about it. Most everyone has. The folks living in our hometown did evil things and thought evil thoughts. When we prayed, they laughed and threw rocks. Isn't that right, boys?

BOYS: (Step forward and tip hats in unison.)

MRS. NOAH: My dear husband, Noah, was a wise old man with a little twinkle in his eye. He spent lots of time with God Almighty. We were plain amazed when Noah told us there was going to be a flood. We never even saw rain let alone a flood of water that would cover the entire earth. We began building a huge houseboat. I could not imagine leaving my hometown. I loved the cool breezes and the marketplace. I wanted my friends to come with us but they didn't believe in God. They called me crazy, old Mrs. N. Isn't that right, boys?

BOYS: (Step forward and tip hats in unison.)



MRS. NOAH: I took our nicest oil lamps. My darling daughters-in-law put cozy mats on the floor and we made a new set of dishes just for the occasion. That crafty old Noah didn't tell me until the last minute that we would share our ark with animals, all making noise and smelling awful. They began to grow on me. I remember one little piglet. He was so cute. He cuddled right up against me when the wind blew. I hugged him tight. One day God shut the door. The animals were in their stalls and our family gathered in the hallway. No one dared open it once it was secured by God Almighty Himself. Isn't that right, boys?

BOYS: (Step forward and tip hats in unison.)

MRS. NOAH: I remember the first raindrops. Soon the ground was covered. People were screaming and pounding on the door. "Let us in," they cried, but it was too late. Soon it became quiet and our ark swayed gently as the waters rose. We didn't steer the ark. It floated wherever it wanted to go.

We fed and watered the animals. How odd that the animals didn't hurt each other. They were sleepy and harmless....even the tigers. It rained 40 days and 40 nights. For months we looked for a dry place to land. Noah sent a raven and dove to find dry land. Finally, the dove returned with an olive leaf before flying away never to return. We knew our journey was nearly over. Isn't that right, boys?

BOYS: (Step forward and tip hats in unison.)

MRS. NOAH: Stepping on dry land was wonderful. I took a breath of fresh air and walked in soft green grass. We let the animals loose. They snorted and rolled and jumped as they came out of the ark. It didn't take long for them to disappear into the woods.

Dear Noah built an altar to the Lord and burned offerings. God smelled the aroma and said, "*I will never again curse the ground on account of man, for the intent of man's heart is evil from his youth; I will never again destroy every living thing, as I have done. While the earth remains, seed time and harvest, cold and heat and summer and winter, and day and night shall not cease.*" (Genesis 8:20-22) I heard God bless Noah and my boys. And then there was the beautiful rainbow stretching from one end of the sky to the other. God set His 'Bow in the sky as a reminder to all mankind that God keeps His promises. Isn't that right, boys?

BOYS: (Step forward and tip hats in unison.)



MRS. NOAH: He said, *“Be fruitful and multiply and fill the earth. The fear of you and the terror of you shall be on every beast of the earth. Whoever sheds man’s blood, by man his blood shall be shed, for in the image of God he made man. This is the sign of the covenant which I am making between Me and you and every living creature that is with you....I set My bow in the cloud and it shall be a sign of a covenant between me and the earth.”*

Ahh, it was an excellent adventure. God has been good to us. He wants our love. Have faith, trust in the Lord. He will be faithful to you too. Isn’t that right, boys?

BOYS: (Step forward and tip hats in unison.)

## MRS. NOAH'S STORY: ALL ABOARD MRS. NOAH'S ARK!

**We all know that it was MR. Noah who built the ark and bossed the ark—with the Lord’s help, of course!** But we also know that behind every successful man, there is a woman helping to make it all happen. The Bible doesn’t tell us anything about Mrs. Noah, not even her name. She had her hands full...beasts and boys and chores, noises and bugs. She survived the madhouse because she knew this was God’s plan. Mrs. Noah didn’t have a dishwasher, a microwave, a washer and drier or a computer. She learned to live one day at a time knowing God was with her.

**Mrs. Noah endured a strange houseboat full of noisy, smelly animals, from parrots and penguins to monkeys and mice.** Along with the animals came the clean up and Mrs. Noah was in charge. She was stuck in a smelly, non air conditioned floating zoo! It took a little of the romance out of the journey.

**She was probably the person on board who listened to problems, settled arguments and bandaged cuts and scrapes.** Loving God as she did, she knew where her strength came from, as weary day after weary night, she handed out love and mercy to her floating, fussy family.



THE ARK OF SAFETY LESSON: MRS. NOAH'S REWARD

Of course, we have no idea what Mrs. Noah was really like. We are guessing that she kept her houseboat neat, handled her kids with a firm hand and loved her husband. However, the same God who helped Mrs. Noah through such a wild adventure is going to see us through whatever we face today. He will not withdraw His presence from us. He knows our hearts and our desires. He rides the "ark" with us—and we WILL survive!

Mrs. Noah and her family did not perish in the flood. God promises that we will not perish. His promise came through Jesus, His Son. Listen to the most popular scripture verse in the Bible.

*"For God so loved the world that He gave His only begotten Son, that whoever believes in Him should not perish but have everlasting life."* John 3:16. It is the gospel (good news of Jesus) in a nutshell. If all of scripture was lost, we could still know how to get to heaven with this verse.

Put your own name into this verse and see what it means to you:

FOR GOD SO LOVED -----  
THAT HE (GOD) GAVE HIS ONLY BEGOTTEN SON (JESUS!),  
SO THAT IF ----- BELIEVES IN HIM (JESUS!),  
----- SHOULD NOT PERISH  
BUT ----- WILL HAVE EVERLASTING LIFE  
(IN HEAVEN WITH JESUS!).

CLOSE IN PRAYER.



WEEK #3: NOAH & CO. GAMES AND CRAFTS

*Meet The Family...Mrs. Noah and The  
Boys!*

MEMORY VERSE


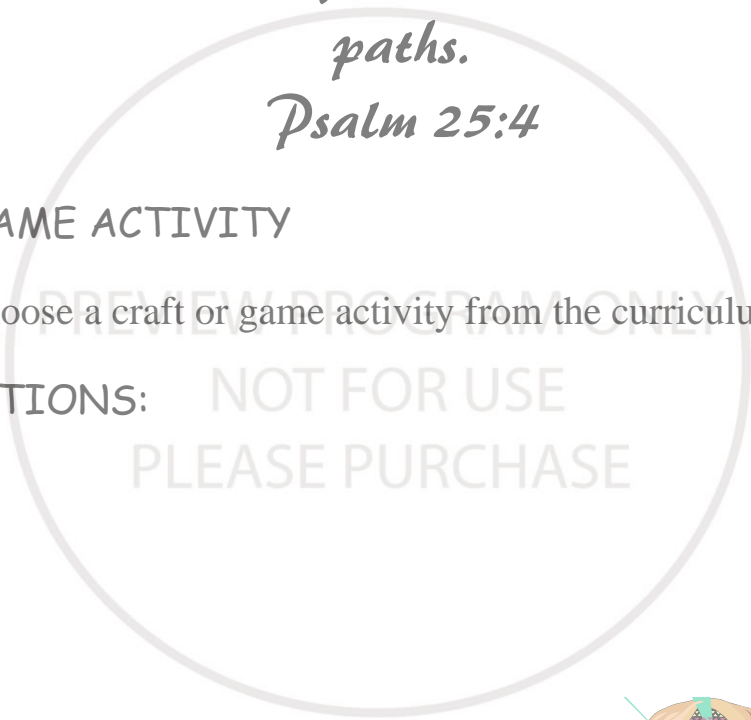
*Show me Your ways, O Lord, teach me Your  
paths.*

*Psalms 25:4*

CRAFT/GAME ACTIVITY

Choose a craft or game activity from the curriculum list.

INSTRUCTIONS:





WEEK #3: SOMEWHERE OVER THE RAINBOW SNACK AND VERSE CENTER

*Meet the Family...Mrs. Noah and The  
Boys*

MEMORY VERSE

*Show me Your ways, O Lord, teach me Your  
paths.*

*Psalm 25:4*

SNACK:

Choose a snack from the curriculum list.  
Teach today's scripture verse during snack time.

INSTRUCTIONS:



WEEK #4: RAINDROPS KEEP FALLING ON MY HEAD STORY CENTER

# Meet the Neighbors... Critics!

MEMORY VERSE

*Be still and know that I am God;  
I will be exalted among the nations.*

*Psalm 46:10*



INTRODUCTION: THE PEOPLE WHO ANGERED GOD

We have learned about **THE MAN OF THE HOUR...NOAH and his family, MRS. NOAH AND THE BOYS**. It is only fair to meet the neighbors who angered God, became harsh critics of Noah and his family and who ultimately met their doom in the flood. Who were these people? Where did they come from? Were they cavemen? Why did God become so enraged that He decided to destroy the whole world? Let's add more facts to our first lesson, **SINKING TO NEW DEPTHS...THE WORLD OF NOAH**, and find out!

PRINT EACH THEME PHRASE ON A GLITTERED, YELLOW ART PAPER BOLT OF LIGHTNING. ATTACH EACH PHRASE TO THE WALL AS THE INFORMATION IS GIVEN. LEAVE THE SPARKLING BOLTS ON THE WALL FOR THE ENTIRE SERIES.

**GOD'S FIRST PROMISE:** After Adam and Eve sinned in the Garden of Eden, God made a promise. He promised One who would save men from sin (Genesis 3:15). Jesus would be born of a woman and would come to destroy the works of the devil (I John 3:8).

**THE FIRST FOLLOWERS:** Immediately after the Fall in Eden, men began to offer sacrifices to God. The sacrifices of animals reminded them of the coming Son who would be sacrificed. The first seven generations obeyed the orders of God. Life was not perfect in a sinful world but they adjusted to the changes and tried to be good stewards of the earth.



**THE FIRST BROTHER:** (FYI: *The first civilization before the flood is called the antediluvian civilization.*) The first civilization was started by Cain, the son of Adam and Eve who murdered his brother, Abel. Cain was hit hard by the temptation to sin. Cain could not resist his jealous ways and ended up killing his brother. Genesis 4:16-22 explains that Cain was marked by God and sent wandering. He ended up settling in the land of Nod, east of Eden. He founded a city named Enoch, after his son. He was the ancestor of the earliest musicians and metal workers. (Genesis 4:21-22) All of Cain's descendants perished in the Great Flood of Noah's time.

**THE FIRST CIVILIZATION:** The problems we face today are a lot like those of people before the Flood. It was a time of population explosion, crime out of control, moral decay and divided marriages and families. The Bible teaches and archaeologists confirm that the people were not cavemen or savages. They were quite advanced. Some of their homes have been discovered and some relics of their handwork have been uncovered. Underneath the flood deposit of the city of Ur many layers of rubbish full of stone and flint instruments, colored pottery, seals and burnt brick were found. This is true of other cities.

**THE FIRST CITY:** The Bible says that Nod was located east of Eden. Cain started his family and founded the first city, Enoch. Nothing else is known about Nod and its location remains a mystery. Some think the word Nod pictures a man condemned to wander. Some scholars translate the phrase "land of Nod" into "land of wandering."

## NOAH'S STORY: MEET THE NEIGHBORS...CRITICS!

**By the time Noah was born and had his family, seven generations had passed.** People lived a long time in those days. Noah and many of his predecessors lived from 500 to 1000 years. After the flood, the years that men lived decreased. From 1000 years of life, man now lives no longer than 120 years.

**After Adam and Eve's sin, God gave the world a new beginning but soon man's wickedness increased until only one righteous man remained, Noah.** Evil threatened to destroy everything that was good. Adam and Eve had yielded to outward temptation—taking forbidden fruit. Now man yielded to inward temptation springing from his heart.

**God was patient with humans.** Noah warned his neighbors for 120 years while he built the ark. Some people probably worked with Noah as carpenters, construction workers and interior builders. Even after Noah and his family and the many animals entered the ark of safety, there was a break of seven days before the flood came. How could they have missed God's message? Whatever their evil lifestyles tempted them to do, they rejected God's mercy and drowned. It was a sad ending but God was doing what God always does, upholding truth and justice.



## THE ARK OF SAFETY LESSON: GETTING TO GOD

**Since the beginning of time, people have tried to get to God in many ways.** Rather than accept Jesus as their Savior, today's people reject God's plan (just like the people of Noah's day) and try to make their own plan. They say, *"If I'm a good person and do a lot of good deeds, God will let me into His heaven."* *"If I go to church every week, maybe every day, God will look kindly upon me."* *"If I become a great thinker and study all the books I can about life and religion, God will be impressed."* *"If I establish a moral code for myself and live up to the rules of society, God will notice my efforts."* However, the Bible says, *"There is a way that seems right to man, but in the end it leads to death."* Proverbs 14:12 *"But your sins have separated you from God; and your sins have hidden His face from you so that He will not hear."* Isaiah 59:2 There's hope! Come back next week to see what happens next!

CLOSE IN PRAYER.

PREVIEW PROGRAM ONLY  
NOT FOR USE  
PLEASE PURCHASE



WEEK #4: NOAH & CO. GAMES AND CRAFTS

# *Meet The Neighbors... Critics!*

MEMORY VERSE

*Be still, and know that I am God;  
I will be exalted among the nations.*

*Psalms 46:10*

CRAFT/GAME ACTIVITY

Choose a craft or game activity from the curriculum list.

INSTRUCTIONS:

PREVIEW PROGRAM ONLY  
NOT FOR USE  
PLEASE PURCHASE



WEEK #4: SOMEWHERE OVER THE RAINBOW SNACK AND VERSE CENTER

## Meet The Neighbors... Critics!

### MEMORY VERSE

*Be still, and know that I am God;  
I will be exalted among the nations.*

*Psalm 46:10*

### SNACK

Choose a snack from the curriculum list.  
Teach today's scripture verse during snack time.

### INSTRUCTIONS:

PREVIEW PROGRAM ONLY  
NOT FOR USE  
PLEASE PURCHASE






WEEK #5: RAINDROPS KEEP FALLING ON MY HEAD STORY CENTER

## Build On High Ground... The Ark

MEMORY VERSE

*"But God shows His love for us in this:  
While we were yet sinners, Christ died for us."*

*Romans 5:8*



### INTRODUCTION: TOP TEN LIST

*Print the top ten names for Noah's Ark on separate colorful construction paper ark shapes. Place the names on one wall. All names may remain on the wall throughout the series. Top vote getters should be placed in the center of the arks.*

We always call the ark "Noah's Ark". I wonder if Noah had another name for it. Here are our top ten suggestions:

### TOP TEN NAMES FOR NOAH'S ARK

THE RAINBOW CONNECTION  
NOAH'S YACHT CLUB...COUPLES ONLY  
NOAH'S CRITTER CARRIER  
THE GOPHER WOOD TUB O' FUN  
THE PARTY BUSTER BARGE  
MRS. NOAH'S TOY  
THE FLOATING ZOO IN A BOX  
THE GOSPEL SHIP  
THE FLOOD MOBILE  
GOD'S LIFE PRESERVER



Allow the group to vote on their favorite name for the ark. They must give their reason for selecting their choice. Add the votes and place the top vote getter in the center of the choices.

## NOAH'S STORY: BUILDING THAT BOAT!

**Genesis 6:13-18:** These verses of scripture explain how God told Noah to save himself, his family and many animals. It reads like a blueprint. Let's answer some basic questions about the ark.

**What was the ark made of?** Gopher wood (Genesis 6:14) This is a resinous type of wood that could hold up well in the buffeting of wind and waves.

**What was the length?** 300 cubits (about 450 feet)

**What was the width?** 50 cubits (about 75 feet)

**What was the height?** 30 cubits (about 45 feet)

**What shape does it resemble?** A house or block (Genesis 6:15)

**How many floors were there in the ark?** The ark had 3 floors filled with room (Genesis 6:14, 16)

**Did it have doors and windows?** One set of windows and one door (Genesis 6:16)

**If the ark were placed on a football field, it would stretch beyond both goal posts.** Since it was 450 feet long, it was about 1 ½ times as large as a football field from goal line to goal line. The ark was taller than a four story school building. It was longer than a dozen big school busses or two dozen family cars.

**Gopher wood is not mentioned anywhere else in the Bible.** Some say it was cypress, pine or cedar. Others suggest that "gopher" did not refer to the type of wood, but rather to wood covered with pitch (tar), the material used to seal the cracks in the ark.

**The ark had three decks.** Larger animals or waste materials were probably put on the lower deck. Living quarters were probably on the top deck, which was covered by a roof. Light and air came from wide windows, 18 inches high, built all around the ark near the roof. There was a great door in the side of the ark, so large that God Himself closed it when the Flood began. (Genesis 7:16)

**The ark had one purpose, a floating shelter for Noah, his family and the animals during the months of the Flood.** It had no sails, no oars and no other way to power it. It had no way



for Noah to guide it toward any certain place. All movement was in the hands of God.

*Just a note: Noah and his family are excellent examples of people totally committed to God's direction. Once in the ark, they depended completely on God to take them wherever He chose, for as long as He chose and as fast as He chose.*

## THE ARK OF SAFETY LESSON: BUILDING ON HIGH GROUND

**Jesus Christ is OUR ark of safety!** He is the only answer to the sin problem that the people of Noah's time and our time face. Jesus died on the cross and rose from the grave to pay the price for our sin. He makes it possible to be forgiven and head for heaven.

The Bible reminds us, "*Christ also has suffered once for sins, the just for the unjust, that He might bring us to God.*" I Peter 3:18a

Our scripture verse for this week is another reminder that God showed His love for us by sending Jesus while we were still sinners.

CLOSE IN PRAYER

PREVIEW PROGRAM ONLY

NOT FOR USE

PLEASE PURCHASE



WEEK #5: NOAH & CO. GAMES AND CRAFTS

## *Build On High Ground... The Ark*

MEMORY VERSE

*"But God shows His love for us in this:  
While we were still sinners, Christ died for us."*


*Romans 5:8*

CRAFT/GAME ACTIVITY:

Choose a craft or game activity from the curriculum list.

INSTRUCTIONS:

PREVIEW PROGRAM ONLY  
NOT FOR USE  
PLEASE PURCHASE



WEEK #5: SOMEWHERE OVER THE RAINBOW SNACK AND VERSE CENTER

## Build On High Ground... The Ark

MEMORY VERSE

*"But God shows His love for us in this:  
While we were still sinners, Christ died for us."*


*Romans 5:8*

SNACK:

Choose a snack from the curriculum list.  
Teach today's scripture verse during snack time.

INSTRUCTIONS:

NOT FOR USE  
PLEASE PURCHASE



WEEK #6: RAINDROPS KEEP FALLING ON MY HEAD STORY CENTER

# Get On Board ...Animal Parade

## MEMORY VERSE

*"And God saw all that He had made,  
and behold, it was very good."*

*Genesis 1:31*



## INTRODUCTION: ZOO ANIMAL GAME


Assign pairs of animal names to the students. Seat the group in a circle. When the names of two animals are shouted by the person in the middle, they must exchange seats. The person in the middle tries to beat one of them to a seat. The person left standing must go to the middle and call two more animal names.

## NOAH'S STORY: GET ON BOARD!

**God made an important decision to allow the world to continue.** He saved Noah and his family and He saved representatives of the animals that were on the earth. Genesis says that God commanded Noah to take lots of animals with him. We usually hear about the "two of every kind" animals



but listen to these verses to find out how many Noah really gathered.




*"You shall take with you of every clean animal seven pairs, a male and his female; and of the animals that are not clean two, a male and his female. Also, of the birds of the sky, seven pairs, male and female, to keep offspring alive on the face of all the earth." Genesis 7:2-3*

**Bible scholars enjoy figuring out all kinds of statistics.** They say that there must have been many animals on that ark. In fact, based on today's 17,600 types of animals, there may have





been as many as 45,000 animals in the ark. Yes, it can be done! The size of the ark was like 522 railroad box cars. Each car can hold 240 sheep so only 188 cars would be needed to hold 45,000 sheep sized animals. There would be 334 box cars left over for food, family and space for larger animals. (Information from Rylie Study Bible.) Remember, no one actually knows the exact number of animals in the ark. Let's say there were a lot!



**Did Noah take fish in the ark with him?** No! The fish could swim through the flood. Thank goodness! Can you imagine feeding and caring for a humongous blue whale or a snapping, sharp toothed shark?

**The animals did not have babies while they were together on the ark.** They probably ate and slept most of the time in their very dark lower deck quarters. God must have made special provisions to make animal care easier for Noah. When the flood was over, the animals left the ark and returned to their natural habitats, had babies and more babies and more babies. The ancestors of those animals are the ones we enjoy today.

**What happened to the dinosaurs?** No one really knows how the dinosaurs fit into the creation picture. Obviously, they existed because their bones are found all over the world. Scientists fit their skeletons together and show them in museums. Some Bible scholars say perhaps there are no dinosaurs today because their large size would not fit into the ark. Others say that a constant food supply was not available to maintain such large groups of animals. Today, the elephant and whale are the largest animals. Scripture is silent on this issue so we are not sure of the actual time table for the extinction of the dinosaurs.

## THE ARK OF SAFETY LESSON: DO YOU BELIEVE?

**How many animals were in the ark, how Noah took care of them and why they didn't eat each other has been subject for debates through the centuries.** Many times people say they cannot believe in God because they do not believe in the possibility of the ark animals.

**God is so much bigger than our minds can think.** He made a way for Noah to save remnants of the earth in order to begin again. Do you believe in Noah and His ark? Jesus did! Listen to what Jesus said about His return to earth.

*“When the Son of Man returns, it will be like it was in Noah's day. In those days before the Flood, the people were enjoying banquets and parties and weddings right up to the time Noah entered his boat. People didn't realize what was going to happen until the Flood came and swept them all away.”* Matthew 24:37-39

## CLOSE IN PRAYER



WEEK #6: NOAH & CO. GAMES AND CRAFTS

# *Get On Board ...Animal Parade*

MEMORY VERSE


*"And God saw all that He had made,  
and behold, it was very good."*

*Genesis 1:31*

CRAFT/GAME ACTIVITY

Choose a craft or game activity from the curriculum list.

INSTRUCTIONS:



WEEK #6: SOMEWHERE OVER THE RAINBOW SNACK AND VERSE CENTER

# *Get On Board ...Animal Parade*

## MEMORY VERSE


*"And God saw all that He had made,  
and behold, it was very good."*

*Genesis 1:31*

## SNACK

Choose a snack from the curriculum list.  
Teach today's scripture verse during snack time.

## INSTRUCTIONS:



WEEK #7: RAINDROPS KEEP FALLING ON MY HEAD STORY CENTER

# And God Shut the Door ...Bon Voyage!

MEMORY VERSE

*“Be careful how you walk, not as unwise men,  
but as wise, making the most of your time,  
because the days are evil.”*

*Ephesians 5:15-16*

INTRODUCTION: WHAT DO WE REMEMBER?

In the past few weeks we have learned about the world of Noah and the reasons God made a sad plan to destroy the earth and everything in it. Noah was the only man who pleased God by trusting and obeying his Heavenly Father. Mrs. Noah and the boys were funny but they gave us a good idea of what life was like in the ark. Last week we talked about the animals.

**What do you remember about the story so far?** (Allow time for the students to piece together the story from what they remember. This will be a good short review.)

NOAH'S STORY: AND GOD SHUT THE DOOR...BON VOYAGE!

Today we add one more piece of the story. This is what happened next:

*“So they went into the ark to Noah, two by two of all flesh in which was the breath of life. And those that entered, male and female of all flesh, entered as God had commanded him; And the Lord closed it behind him.”* Genesis 7:15-16



**“...and the Lord closed it behind him.”** That’s the part we want to focus on today. What did the Lord close? The door! There was a huge door on one side of the ark. It was in the blueprint. The door was part of God’s plan.

During the time Noah was building his mammoth boat, there must have been many people



**watching and helping.** Noah begged them to repent (be sorry) of their sin. There was room in the ark for them. Noah's preaching was met with laughter. The last thing they wanted to do was turn to God. Sin was fun. They enjoyed being evil. They didn't call themselves evil but that's what they were.

**There came a day when all preparations were complete.** The Lord told Noah to climb aboard. Once the family was safely inside, the Bible says the LORD shut the door. When God makes a decision it is not reversible. God is The Boss!

*(Station a few people outside the classroom door. Go to the door, slam it loudly. The folks outside pound on the door and beg to come into the ark. Encourage them to sound pathetic, loud, frightened and desperate. The pounding should fade away to silence.)*

**When the rain started, people flocked to the ark.** Can you hear them pounding on the huge door? "Please Noah, let us in. We're sorry. We'll repent of our sins now. We'll be the best followers of God you ever saw. We believe in Him now! LET US IN...let us in...let us...let...(silence). The time had passed for repentance. God shut the door and Noah could not and would not open it.

## THE ARK OF SAFETY LESSON: STEPPING INTO THE ARK OF SAFETY

*Place the main themes on the door of the room as you explain the plan of salvation.*

**1. SIN.** The people in the days of Noah refused to turn to God. We sin too. Sin is doing or thinking anything that keeps us from the Lord. Sin seems like fun. Lying to your folks means you might get your own way but your relationship with them is broken. If they find out, they won't trust you. You get a reputation as a LIAR.

**God will not tolerate sin.** It is part of God's nature to get rid of sin. That puts us in a dangerous position with God if we refuse to do what we know He wants. What can we do? Confess all sin. In private prayer, tell the Lord your specific sin. Tell Him you are sorry and will never do it again.

*"If we say that we have no sin, we are deceiving ourselves,  
and the truth is not in us." I John 1:8*

**2. TRUST.** When God shut the door of the ark, Noah didn't argue that God should open it to let one last person inside. Noah knew that God was dealing with the world as He saw fit. We must trust God. When trouble comes, pray that the Lord will help you deal with the



problem. Trust Him to bring the best results. God wants good things for you. He did not promise an easy life. He promised He would stand near. When we show faith in Him, He helps in miraculous ways.

*“If you had faith even as small as a tiny mustard seed you could say to this mountain, ‘move’ and it would go far away. Nothing would be impossible.”* Matthew 17:20

**3. CONTROL.** God is always in control. He set the world in motion and continues to care for each person. Nothing interferes with His control. We can rest as His child. Are you His child? If you have never asked Jesus to come into your life, He’s waiting for you. Once you accept Christ, He is yours forever.

*Dear Lord, I am a sinner. Forgive me. Make me clean and whole inside. I want You to come into my life and save me from sin. I want to go to Heaven. I want You to be in control of my life on earth. Thank You for becoming my Savior and Lord. In Jesus’ Name, Amen.*

Tell someone about your decision before you go home today. Begin to pray every day and serve the Lord. The Bible says that when someone becomes a Christian, the angels in heaven rejoice. Can you hear them?

PREVIEW PROGRAM ONLY  
NOT FOR USE  
CLOSE IN PRAYER  
PLEASE PURCHASE





WEEK #7: NOAH & CO. GAMES AND CRAFTS

# And God Shut the Door ... Bon Voyage!

## MEMORY VERSE

*"Be careful how you walk, not as unwise men,  
but as wise, making the most of your time,  
because the days are evil."*

*Ephesians 5:15-16*

## CRAFT/GAME ACTIVITY

Choose a craft or game activity from the curriculum list.

## INSTRUCTIONS:



WEEK #7: SOMEWHERE OVER THE RAINBOW SNACK AND VERSE CENTER

# *And God Shut the Door ... Bon Voyage!*

## MEMORY VERSE

*"Be careful how you walk, not as unwise men,  
but as wise, making the most of your time,  
because the days are evil."*

*Ephesians 5:15-16*

## SNACK

Choose a snack from the curriculum list.  
Teach today's scripture verse during snack time.

## INSTRUCTIONS:



WEEK #8:RAINDROPS KEEP FALLING ON MY HEAD STORY CENTER

## Noah's Excellent Adventure

MEMORY VERSE

*"The mind of man plans his way,  
but the Lord directs his steps."*

*Proverbs 16:9*

### INTRODUCTION: COOL, CLEAR WATER


*Bring a pitcher of ice water and paper cups to the activity center. Serve each student a full glass of cold water.*

**Here is a refreshing taste treat .** Water is life giving. As you drink the cold water, name some good things that water does for the earth and for us. (*Grows crops, gives fish a place to live, cleans the earth, snows, refreshes and cleans people, give life to plants, animals, people.*) What are some bad things water does? (*Floods the earth, drowns people, destroys crops and homes.*)

**Water is wonderful in a small cup with ice cubes.** It makes us feel cool inside as it trickles down our throat. Scientists have a code to describe water—H<sub>2</sub>O. (Two parts hydrogen + one part oxygen= water) Do you like water?

### NOAH'S STORY: NOAH'S EXCELLENT ADVENTURE

**I think Noah enjoyed water but he was about to see water like he had never seen it before.**



It began to rain. For forty days and nights the rain pounded on the ark. Noah and his family became sailors. They rolled and tipped with each wave. They had to learn how to take care of the animals and themselves in small, dark cabins. They did not know how their excellent adventure was going to end. Maybe Noah's family got seasick and maybe some of the animals felt like throwing up during the journey.

**Genesis 7:17-20:** The Bible explains how devastating the water was. It covered the ground and lifted the boat high above the earth. The waters rose high above the ground and the boat floated safely on the surface. Finally, the water covered even the highest mountains on the earth, standing more than twenty two feet above the highest peaks.



**Genesis 8:2:** The flood waters came from more than rain. This verse explains that water gushed out of the underground water sources. Underground streams, rivers and small lakes all “blew up” and covered the earth with their waters.

## THE ARK OF SAFETY LESSON: THE ONLY ADVENTURE IS JESUS

**Have you ever met someone and knew (without them telling you) that they were followers of Jesus?** Christians are people of adventure. There is nothing to fear if Jesus is near so Christians live with a cheerful, positive attitude.

**Once we accept Christ, a new life begins.** God knew that when the cleansing waters of the Flood did their work, new life would begin on earth. He wanted the water to destroy evil and usher in opportunities for people to worship Him.

**How do we tell others this good news?** This is what the apostle Peter suggested:  
*“If you are asked about your Christian hope, always be ready to explain it. But you must do this in a gentle and respectful way.” I Peter 3:15-16*

**Allow God to direct your steps.** He will show you the way through trouble and He will give you the words to explain how you feel about Jesus. Remember the cup of cool water and know that when you tell someone about Jesus it is like giving away a refreshing cup of healing, cool water.

NOT FOR USE  
PLEASE PURCHASE  
CLOSE IN PRAYER



WEEK #8: NOAH & CO. GAMES AND CRAFTS

# *Noah's Excellent Adventure*

MEMORY VERSE

*The mind of man plans his way,  
but the Lord directs his steps.*


*Proverbs 16:9*

CRAFT/GAME ACTIVITY

Choose a craft or game activity from the curriculum list.

INSTRUCTIONS:

PREVIEW PROGRAM ONLY  
NOT FOR USE  
PLEASE PURCHASE



WEEK #8: SOMEWHERE OVER THE RAINBOW SNACK AND VERSE CENTER

## *Noah's Excellent Adventure*

MEMORY VERSE


*The mind of man plans his way,  
but the Lord directs his steps.*

*Proverbs 16:9*

SNACK

Choose a snack from the curriculum list.  
Teach today's scripture verse during snack time.

INSTRUCTIONS:





WEEK #9: RAINDROPS KEEP FALLING ON MY HEAD STORY CENTER

## Close Quarters...Seasick City

MEMORY VERSE

*My help comes from the Lord,  
Who made heaven and earth.*

*Psalm 121:2*



INTRODUCTION: THE WORK BEGINS

**John 9:4:** Jesus said these words to His disciples. One of the proofs of being a Christian is showing that we love the Lord by working for Him. Sometimes Christian work is enjoyable. Sometimes it is just plain hard. Jesus wants us to know that there will come a time when work ends. There will be no more opportunities to spread the good news of Jesus to others. Noah and his family worked hard on the ark. It was not all cookies, tea and Bible study. They had to sweep and wash and cook and be concerned about all the physical jobs on the boat. They worked hard. There must have been times when they got tired and didn't want to clean any more stalls or walk along any more dark corridors with storms raging around them. Through it all, the family trusted in God to protect them. Today's memory verse reminds us of the kind of help we can expect from God. (Read Psalm 121:2)

NOAH'S STORY: The Team

Noah's family team had to wait upon the Lord to rescue them from danger.

**NOAH:** Noah was the only righteous, God fearing man of his time. He was chosen by God to keep some people and animals alive during the great Flood. Noah warned people for 120 years that the Flood was coming. During that time, he built a ship called the ark and filled it with enough people, animals, food, seeds, water and household goods to inhabit the earth. He was the team boss. Whatever Noah said became law. His family trusted Noah and God to take care of them.



During the long, dark days on the ark Noah must have led his family with a loving and firm hand. He may have spent time reminding them of the promises that God gave him as he built the ship and gathered the animals. He was the encourager, the man they leaned on, the person of faith for all those aboard.

**MRS. NOAH:** Imagine finding a journal left by Noah's wife. In it she pours out her heart to God. Let's peek into her thoughts:

*So here it starts—our strange new life. We're saved from death, but saved for what? What will we find when that day comes when we can leave this ark at last—This floating zoo, with all its sounds and smells? Oh, keep my stomach right-side-up, dear God, so I can help my husband feed our growing family! This task that you have given to us is overwhelming...yet I feel a strange new faith. Please help me through these long dark days.*  
—written by Joy Jacobs

**SHEM:** Noah's oldest son's name means *renown* (famous, great, celebrity). Shem was a blessing to his father and mother. Perhaps his jobs included organizing his brothers to complete daily chores on each deck of the ark. He may have been the companion of his father and helped Noah to keep the ship running smoothly. The descendants of Shem were the Jews including Abraham and Jesus! (Luke 3:36)

**JAPHETH:** Noah's second son's name means *wide spreading*. He was saved in the ark with the rest of his family. Being the middle child, Japheth may have been agreeable and quiet. He could have been the perfect person to settle petty arguments during the journey. He may have loved his father and mother deeply and appreciated their faith and deep dedication to God. Japheth received a blessing from Noah that included him in Jesus' family. (Genesis 9:27) His descendants now live in Asia Minor, islands of the Mediterranean and Europe from Spain to Russia. (Genesis 10:2-5)

**HAM:** Ham means "hot". Could he have been hot tempered? Noah's youngest son entered the ark with the rest of the family. Youngest kids tend to be risk takers. I wonder if Ham stirred things up when it got boring. Maybe he teased the girls and made a pet out of the chimpanzee. There may have been times when his family said, "Oh Ham, just sit down and be quiet!" He got in trouble with his dad after the family left the ark and his immorality earned him his father's curse. He is called the father of repopulated earth. His descendants live in Egypt, North East Africa, Arabia and Canaan.

**THE THREE GIRLS:** The Bible doesn't tell us the names of Noah's son's wives. The only record we have of them is Genesis 7:7 and that just informs us that they entered the ark with the rest of the family. What kind of young women were they? They must have been in



love with their young husbands to leave their entire world, including their families, behind. They worked as hard as the other family members to survive the Flood. Because of their faith, the world had a marvelous opportunity to begin anew with children from Noah's family.

## THE ARK OF SAFETY LESSON: KEEP BUSY

*Ask the students to clean a portion of the room. It may be dusting the window sills, sweeping the floor or vacuuming the carpeting. Use cleaning equipment from the church. Time them for one minute to see how much they get done during that time.*

**Did you feel like you really accomplished something with all your hard work?** Were you bored? Were you interested in the job you were given? How did you feel when you did the job well? Were you tempted to do a sloppy job? How did you feel?

**Noah and his family were in very close quarters for a very long time.** The Bible says they were on board the ark for just under one year. They had to depend on the Lord through the hard times. They worked hard to keep their minds alert. They came through tough times by keeping busy.

**Keep busy in your Christian life.** Work hard for the Lord. Find something and somebody you can help and then do it! - God will bless you as you do.

PREVIEW PROGRAM ONLY  
NOT FOR USE  
CLOSE IN PRAYER  
PLEASE PURCHASE



WEEK #9: NOAH & CO. GAMES AND CRAFTS

## *Close Quarters...Seasick City*

MEMORY VERSE

*My help comes from the Lord  
Who made heaven and earth.*

*Psalm 121:2*

CRAFT/GAME ACTIVITY

Choose a craft or game activity from the curriculum list.

INSTRUCTIONS:

PREVIEW PROGRAM ONLY  
NOT FOR USE  
PLEASE PURCHASE



WEEK #9: SOMEWHERE OVER THE RAINBOW SNACK AND VERSE CENTER

## Close Quarters...Seasick City

MEMORY VERSE

*My help comes from the Lord  
Who made heaven and earth.*

*Psalm 121:2*

SNACK

Choose a snack from the curriculum list.  
Teach today's scripture verse during snack time.

INSTRUCTIONS:

PREVIEW PROGRAM ONLY  
NOT FOR USE  
PLEASE PURCHASE



WEEK #10: RAINDROPS KEEP FALLING ON MY HEAD STORY CENTER

# Land Ahoy!

MEMORY VERSE

*Casting all your care upon Him  
For He cares for you.*

*o Peter 5:7*

INTRODUCTION: BIRDS OF A FEATHER FLOCK TOGETHER

**Supplies:** 1 piece of 8 1/2 x 11" white paper for each student. Markers or crayons.



**Quick activity:** Ask each student to make one paper airplane which you will call **the raven and the dove**. If younger students cannot make airplanes or to save time, make airplanes before class and give one to each student to color like a bird. Let the students fly their birds through a hoop or into a basket at one end of the room.

**When Noah wanted to know if the water was drying up, he sent a raven and then a dove into the air.** As he released them from the window, I can imagine him thinking much like the Psalmist, *"O that I had wings like a dove! I would fly away and be at rest."* Psalm 55:6 He must have been exhausted. He was old and he was in the midst of a world changing experience. If he could fly away and rest, I'm sure he would have done it.

**There are times we might like to fly away from our problems too.** That isn't always possible but the Lord promises to be with us through every problem we face. He did it for Noah and He will do it for us. Trust that God will solve your problem at the right time in the right way.





## NOAH'S STORY: LAND AHOY!

**Genesis 8:1-14:** There came a day when Noah had to find out if it was safe to leave the ark. He looked at all the birds flocking together in the top of the ark. He chose a raven, opened the window and let that raven explore the earth. The bird flew away but then returned. There was no place to land except the ark. Noah chose a dove. The dove couldn't find a place to land so Noah pulled the dove back into the ark. He must have been disappointed. He was ready to begin a new life. Each time a bird returned Noah had to wait a little longer for freedom.

**Seven days later, Noah sent the little dove again.** This time the dove returned with a freshly picked olive leaf. Noah knew the earth was coming to life and soon his family would be safe on land. Seven days later the dove flew away and never returned. It was time to open the ark. Noah opened the cover and looked around. He saw land, lots of land! It was green and lush and beautiful. God made a new beginning for mankind. It was another two months before God told Noah the land was ready for the birds, animals and Noah's family. What a day it must have been when every living thing left the ark!

## THE ARK OF SAFETY LESSON: WAITING FOR GOD

**Noah and his family were probably impatient to get off of that ark.** They had lived in close quarters with many smelly animals for almost one full year. How tempting do you think it was to throw a rope over the side and climb down? This family knew better than to outguess God's plan for them. They waited two months for God's word that the earth was ready for them.

**Sometimes we want to outguess God and make our own plans.** Very often those plans don't work as well as the wonderful plan God has for us. Take time to wait for God.

1. READ YOUR BIBLE EVERY DAY.
2. PRAY EVERY DAY.
3. TELL OTHERS ABOUT JESUS.
4. GO TO A CHURCH THAT BELIEVES IN JESUS.
5. SHOW JESUS' LOVE IN YOUR LIFE BY LOVING OTHERS.

**While you are doing all these things, God will let you know His plan for your life.** It is just as exciting as riding along with Noah in his ark!

## CLOSE IN PRAYER



WEEK #10: NOAH & CO. GAMES AND CRAFTS

# *Land Ahoy!*

MEMORY VERSE

*Casting all your care upon Him  
For He cares for you.*

*2 Peter 5:7*

CRAFT/GAME ACTIVITY

Choose a craft or game activity from the curriculum list.

INSTRUCTIONS:

PREVIEW PROGRAM ONLY  
NOT FOR USE  
PLEASE PURCHASE



WEEK #10: SOMEWHERE OVER THE RAINBOW SNACK AND VERSE CENTER

# *Land Ahoy!*

## MEMORY VERSE

*Casting all your care upon Him  
For He cares for you.*


*o Peter 5:7*

## SNACK

Choose a snack from the curriculum list.  
Teach today's scripture verse during snack time.

## INSTRUCTIONS:

PREVIEW PROGRAM ONLY  
NOT FOR USE  
PLEASE PURCHASE



WEEK #11: RAINDROPS KEEP FALLING ON MY HEAD STORY CENTER

## Promises, Promises

### MEMORY VERSE

*I set my 'bow in the cloud, and it shall be a sign  
of a covenant between Me and the earth.*

*Genesis 9:13*

### INTRODUCTION: LOOK FOR THE SILVER LINING

**Whenever it rains and the sun is shining, look for a rainbow!** This is God's promise that He will never again destroy earth by flooding. When God makes a promise, He does not break it. He keeps it forever.

Here's a countdown of life in the ark. Top Seven Reminders Posted in the Ark:

7. NO MORE COMEDY SHOWS IN THE HYENA PEN!
6. THE TERMITE COUPLE IS NO LONGER ALLOWED ON THE LOWER DECK.
5. THE NEXT PERSON TO START THE "OLD MAC DONALD" SONG SWIMS THE REST OF THE WAY.
4. PLEASE *DO* FEED THE ANIMALS.
3. IF YOU SHOWER LAST, PLEASE REMEMBER TO CLOSE THE SUNROOF.
2. WHEN WE FINALLY ARRIVE, TRY NOT TO FORGET WHERE WE PARK.
1. NO HUNTING!

### NOAH'S STORY: 'BOW BLESSINGS

**Noah's reward from God was a rich, full life on God's good earth.** His family was probably oohing and aahing over the fresh air and sparkling sunshine. I imagine they scooped up cool water in their hands and drank with gratefulness. *Ararat* was the country where Noah's ark landed after the Flood. It was the area surrounding Lake Van in ancient Armenia, now part of Turkey. Many people believe that Noah's ark came to rest on the tallest mountain in Ararat, known today as Mount Ararat. It is also called Agri Dagi and rises 16,849 feet. Many people have searched for the remains of Noah's ark and still look today.



**Genesis 8:20-22:** As Noah stepped off the ark, he was filled with thanksgiving to his Heavenly Father. Just saying thank you didn't seem sufficient, and it wasn't! Noah knew God liked sacrifices offered on an altar. A perfect animal was killed and burned on a platform built of stone. It sounds terrible to us but it was God's way of looking at the heart of man. If man gave something back to God that was important to him, God was pleased.

*(There is much more to the sacrifice system but this is a simple explanation. If desired, add that this was a forerunner of the ultimate sacrifice of Jesus on the cross. Once Jesus died, sacrifices were no longer necessary. That is why we do not sacrifice animals today.)*

**Noah's sacrifice pleased God.** He made a promise that is in effect today. No matter how much sin remains in the world, God promised to be patient and never destroy His creation again. Does that mean God likes sin? Will He let people get away with sin forever without being punished? God is fair and just. He will deal with each individual about the sin in their lives.

**Genesis 9:11-17:** God was ready to reward Noah. He formed a beautiful rainbow and set it in the sky above Noah and his family. God's words must have seemed like good medicine to a tired Noah. The trip had been a success. God was pleased, Noah and his family were pleased and the animals were on their way to new lives in the wilderness.

**What is a rainbow?** A rainbow is usually seen in the opposite side in the sky from the sun. The rainbow light is reflected and occurs when raindrops and sunshine cross paths. Sunlight consists of all the colors of light. While passing through the droplets, the light separates into separate colors similar to the effect of a glass prism. Each falling raindrop, as a water body, actually flashes its colors to the observer for just an instant, before another drop takes its place.



## God's Rainbow

Rainbows appear after mighty storms,  
When things look their very worst,  
Just when the skies are darkest grey,  
Look for the rainbow first.

The rainbow is a sign of God's promise,  
That He will guide us through any storm,  
That He will see us through all our troubles,  
No matter what their form.

When you feel battered by life's storms,  
And you are filled with doubt and dismay;  
Just remember God's rainbow is coming-  
It's only a prayer away.

~from an "Old Print Factory Inc." card~

## THE ARK OF SAFETY LESSON: GOD'S FORGIVENESS IS GREAT

Let's take a moment to talk about the kind of forgiveness it took for God to recreate his beautiful earth. He was so disappointed in man's sin. At first it looked like all was lost but there was one man who served God, Noah.

**When God reconsidered total destruction, He did so because He knew there would be people born who would serve Him with faith and love and obedience.** God's total love gives us great hope. Each time we do something wrong, we can ask the Lord for forgiveness. When He forgives, He forgets that sin. We begin fresh and clean just like Noah and his family after the Flood.

*(To illustrate God's forgetfulness, write the word SIN on a chalkboard. Using a wet cloth, erase the word and explain how it is now invisible, gone forever just like our forgiven sin.)*

## CLOSE IN PRAYER





WEEK #11: NOAH & CO. GAMES AND CRAFTS

## *Promises, Promises*

MEMORY VERSE

*I have set my 'bow in the cloud,  
and it shall be a sign of a covenant  
between Me and the earth.*

*Genesis 9:13*

CRAFT/GAME ACTIVITY

Choose a craft or game activity from the curriculum list.

INSTRUCTIONS:

PREVIEW PROGRAM ONLY  
NOT FOR USE  
PLEASE PURCHASE



WEEK #11: SOMEWHERE OVER THE RAINBOW SNACK AND VERSE CENTER

## *Promises, Promises*

MEMORY VERSE

*I set my 'bow in the cloud, and it shall be a sign  
of a covenant between me and the earth.*

*Genesis 9:13*

SNACK

Choose a snack from the curriculum list.  
Teach today's scripture verse during snack time.

INSTRUCTIONS:

PREVIEW PROGRAM ONLY  
NOT FOR USE  
PLEASE PURCHASE



WEEK #12: RAINDROPS KEEP FALLING ON MY HEAD STORY CENTER

# Jesus Is the Ark of Safety


MEMORY VERSE

*I am the Way, the Truth and the Life.*

*No man comes to the Father but by Me.*

*John 14:6*

INTRODUCTION: WHAT JESUS SAID ABOUT NOAH



**Matthew 24:37-39:** Even Jesus mentioned Noah's faithful life and the world surrounding him. As His disciples were walking with Him, they left the Temple grounds and began discussing future times. The news was not good. Jesus explained how some believers in the Messiah would be harmed. He said others would come pretending to be Jesus, the Messiah.

**The important point to remember is that Jesus believed in Noah.** He told about the days of Noah and the destruction of the Flood. Jesus is a trustworthy source for truth. If He believed in Noah, we can believe Noah's story to be true as well.

**NOAH'S STORY: NOAH'S STORY IS ALSO JESUS' STORY**

**Noah's story is a picture of the life of Jesus.** Let's think about it for a few minutes.

1. Before the flood, people rejected God's love. Before Jesus was born, people rejected God's love.
2. Before the flood, there was Noah and a faithful family. Before Jesus was born, there was a faithful family living in Nazareth who became His earthly parents, Mary and Joseph.



3. Noah obeyed God and built an ark. It was difficult and didn't make sense in a dry, rainless land. Jesus obeyed God the Father and came to earth. No one expected God to reach out to mankind in such a loving way.
4. Noah urged people for 120 years to get aboard the ark and be safe. For three years, Jesus preached to people and urged them to believe that He is the Messiah and get on board the ark of safety.
5. When God closed the ark door, He honored their decision and no one else could enter when the rain began. When a person closes their heart to Jesus, God honors that decision and they cannot be saved for heaven.
6. Noah endured many days of difficulty in a dark, crowded ark. Jesus endured many dark days on earth with powerful leaders trying to kill him.
7. The message of Noah was: Get on board and be saved! The message of Jesus is: "Believe in the Lord Jesus Christ and thou shalt be saved."

## THE ARK OF SAFETY LESSON: BELIEVE IN JESUS CHRIST

Since the beginning of time, people have tried to reach God in all the wrong ways. Good works, religion, philosophy and being good are honorable but are not the way to God. The only way to God is through His Son, Jesus.

### Here's proof from God's Word:

*"For Christ also has suffered once for sins, the just for the unjust, that He might bring us to God..." I Peter 3:18a*

*"But God shows His own love for us in this: While we were still sinners, Christ died for us." Romans 5:8*

*"Behold, I stand at the door and knock. If anyone hears My voice and opens the door,*

*I will come in to him and dine with him, and he with Me." Revelation 3:20*

*"...if you confess with your mouth the Lord Jesus and believe in your heart that God has raised Him from the dead, you will be saved." Romans 10:9*



**What to do: Receive Christ as your Savior**

1. Admit that you are a sinner in need of Jesus.
2. Turn from your sins.
3. Believe that Jesus Christ died for you on the Cross and rose from the grave.
4. Invite Jesus to control your life through the Holy Spirit.  
Receive Him through prayer.

**Here's a simple prayer:**

*Dear Lord Jesus, I know I'm a sinner. I need Your forgiveness.  
I believe you died for my sins.  
I ask You to come into my heart and life.  
I want to follow You as my Savior for the rest of my life.  
In Jesus' Name, Amen.*

**CLOSE IN PRAYER**

PREVIEW PROGRAM ONLY

NOT FOR USE

PLEASE PURCHASE



WEEK #12: NOAH & CO. GAMES AND CRAFTS

# *Jesus Is the Ark of Safety*

MEMORY VERSE

*I am the Way, the Truth and the Life.*

*No man comes to the Father but by Me.*


*John 14:6*

CRAFT/GAME ACTIVITY

Choose a craft or game activity from the curriculum list.

INSTRUCTIONS:

PREVIEW PROGRAM ONLY  
NOT FOR USE  
PLEASE PURCHASE





WEEK #12: SOMEWHERE OVER THE RAINBOW SNACK AND VERSE CENTER

# *Jesus Is the Ark of Safety*

MEMORY VERSE

*I am the Way, the Truth and the Life.*

*No man comes to the Father but by Me.*


*John 14:6*

SNACK

Choose a snack from the curriculum list.  
Teach today's scripture verse during snack time.

INSTRUCTIONS:

PREVIEW PROGRAM ONLY  
NOT FOR USE  
PLEASE PURCHASE



WEEK #13: SPECIAL EVENT DAY

# Rainbow Promise Party

*It's **Rainbow Promise Party** time! Celebrate Jesus with your entire Sunday School at a colorful, fun event for the entire church. Here are party suggestions to make your last Sunday together at **Splash!** a truly uplifting experience. Adapt the party theme to your local church. Use the ideas given or create your own **Rainbow Promise Party**.*

**1. THE GUEST LIST!** Invite everyone! Announce the **Rainbow Promise Party** during church for several weeks and encourage everyone to come whether they attend Sunday School regularly or not. This is a great time to get acquainted. Include the tiniest students and their parents. Don't forget the youth/adult classes. Invite a costumed Noah to greet the guests!

**2. FOOD!** Every great party must have great food. Design a menu that is lots of fun. Even though the party is happening in the morning, be creative with the menu. Use the food ideas in the curriculum. Repeat snacks that were popular with the students during the series. Serve the food buffet style on a decorated main food table. Be sure to provide beverages including coffee and hot tea for the adults.

**3. DECORATIONS!** Break the budget to design a fun Noah's Ark atmosphere. Purchase large helium balloons in rainbow colors. Tie batches of balloons in the variety of colors and place on each serving table and on guest tables. Purchase rainbow colored table coverings. Carry the Noah's Ark theme to the paper plates and cups too. Check the Christian Book Store for appropriate ark and animal stickers which can be attached to paper cups.

**Fill the room with stuffed animals, toy arks, Noah's Ark collectibles borrowed from church family members, raincoats, boots and umbrellas.** Print humorous Noah's Ark signs for the walls. Here are a few sign suggestions:



RAINDROPS KEEP FALLING ON MY HEAD  
SUNDAY ON THE ARK  
NOAH & CO.  
...AND THEY CAME TWO BY TWO  
RAIN, RAIN, GO AWAY! COME AGAIN SOME OTHER DAY.  
SINGING IN THE RAIN  
ROW, ROW, ROW YOUR BOAT  
GOD'S LIFE PRESERVER  
DON'T ROCK THE BOAT  
A RAINBOW IS GOD'S PROMISE  
IT'S RAINING, IT'S POURING, OLD NOAH IS SNORING  
SUNSHINE AND RAIN MAKE A BEAUTIFUL RAINBOW  
ALL CREATURES GREAT AND SMALL, THE LORD GOD LOVES THEM ALL  
GOD SENDS US STORMS TO PROVE HE IS THE ONLY SHELTER  
I (HEART) RAINBOWS

**4. ENTERTAINMENT!** Ask a community group to visit and perform for the crowd. Consider puppet groups, clowns, singing groups, comedy troop, acrobats, high school marching band—in uniform—marching through the room, dancers or square dancers, magicians or local barbershop quartet/chorus or gospel/contemporary group.

**Ask a small group to prepare and perform a comedy skit.** Ask in advance so they have plenty of practice time. Find skit materials at a local Christian book store.

**Rent a video of a short comedy or cartoon.** Show a video taped secretly at the church. This should include shots of people coming in and leaving church and silly stuff taped in the hallways. Follow a kid to class (at his eye level), past the drinking fountain, restroom, bulletin boards, people, etc. Include flashes of each activity center and tape a few shots of the pastor on his day off. If possible, add a musical background. This should be an upbeat fun tape. No sermons allowed on the tape!

**Background music is fun.** Play Christian music, kid's songs and funny songs during the party.



**5. ENDING THE PARTY!** Formally thank each teacher and helper. Give each staff person a small gift. The crowd should see the staff standing together as a group and give rousing applause as a thank you. This is your opportunity as the director to tell everyone what the program has meant to you. Emphasize the importance of having fun in Sunday School while learning about God's Word. See if students can repeat any of the memory verses from the lessons. Help them if necessary. Sing a favorite chorus or hymn ("Showers Of Blessing"?) To close the event. Ask the pastor to close in prayer.

CLEAN UP!

GO HOME KNOWING YOU HAVE BEEN A FAITHFUL  
SERVANT.

GOD WILL BLESS YOUR EFFORTS!

PREVIEW PROGRAM ONLY  
NOT FOR USE  
PLEASE PURCHASE

