

Say It With Socks!

Sockin' Around the Christmas Tree!

Sockin' Around the Christmas Tree!



Say It With Socks!

The Sock Market!
Warning: May Cause Giggling!



**Sockin'
Around
the
Christmas
Tree!**

PREVIEW PRODUCT ONLY
NOT FOR USE
PLEASE



Say It With Socks!

Warning: May Cause Giggling!



*Beautiful
are the
feet
of those
who bring
Good News.*

Paul ~ Romans 10:14-15

PREVIEW PROGRAM ONLY
NOT FOR USE
PLEASE PURCHASE

*“Glory to God in the highest,
and on earth peace among those
with whom He is pleased!”*

The ‘Good News’ Angels ~ Luke 2:14

**Want to plan a Christmas party?
What time is it?
It’s time to **TURN THE PAGE!****



Index



	PARTY BASICS	1-14
Introduction.....		1-4
Every Party Is A New Adventure.....		5-8
Christmas Party Options.....		9
Guest Speaker.....		10-11
Publicity.....		12-14
	PARTY PLANS	15-24
Let's Get This Party Started.....		15-20
Sockin' Around the Christmas Tree/Say It With Socks.....		21-22
'Tis The Season To Sparkle.....		23-24
	PARTY FOOD	25-27
Christmas Stocking Dinner.....		25-27
	PARTY MUSIC	28-32
Christmas Music Is My Jam.....		28-32
	SOCKIN' AROUND THE CHRISTMAS TREE PROGRAM 33-46	
Sample Event Plan.....		33
Welcome! Say It With Socks!.....		34
Mistle <u>TOE</u> Kisses!.....		35
Why Christmas Stockings?.....		36
The Sock.....		37
I Laughed My Socks Off.....		38
The Sock Market.....		39
The Mists Of Time: Ruth and Mary.....		40-43
A Night To Remember: Joseph.....		44-45
Mary's Song: Mary.....		46
Graphic-Christmas Socks.....		47
Mary's Song Piano Sheet Music.....		Addendum



Very Important 'Techy' Information!

IF PURCHASING *THE PARTY*
AS AN INSTANT DOWNLOAD,
PLEASE NOTE ~


**YOU WILL DOWNLOAD
ONE PRINTED MASTER COPY OF THE PROGRAM.**

THE FILE DOES **NOT** SAVE TO YOUR HARD DRIVE.

DO NOT WRITE ON
THE ORIGINAL MASTER COPY!!!!
MAKE ALL PRINTED COPIES
FROM THE DOWNLOADED MASTER COPY

This is a ONE TIME ONLY Instant Download.

Some churches enjoy memorization and others avoid it. Except for young non readers, read all parts. If your church likes memorization, lead time must be longer. More intense rehearsal is necessary.



COPYRIGHT INFORMATION

Make as many master copy copies as needed for local use. Give interested folks our order form, mailing address, web site: www.cemlife.com and toll free telephone number: 1-888-236-5433. Your cooperation allows CLOSE ENCOUNTERS MINISTRIES to continue producing creative, inspiring, positive Christian programs at low cost to church across the USA and the world.
Copyright-All Rights Reserved protected.



Every Party Is A New Adventure!

I will choose to find JOY in the Journey that God has set before me. ~ You

Make “**Sockin' Around The Christmas Tree**” a joyful, bright memorable Christmas event. Bring this fun theme to life. Manage arrangements. Follow our tips.

Add creative touches.

**From the first moment
your committee meets
until the last note of music is sung
and the final punch cup is tucked away,
capture the imagination of every guest
from three to ninety three...or ninety four!
Joyful smiles are proof that your party is a success.**

Get into the Christmas Spirit.
It makes all the difference!

Prepare A Banquet Before Them!

Create a Christmas memory...with FOOD! Add a program, a speaker and local entertainment. The event is comfortable and social. Include everyone, young and old, male and female, singles and families and friends. OR, design a women's luncheon or small gathering.

Create A Small, Informal Gathering

Plan an informal event where folks enjoy sparkling conversation, good food, and laughter. Party games were once wildly popular but there are groups who do not enjoy a lot of organized activity.

Know your audience!



Born To Plan!

A big party requires detailed planning. Think about publicity, decorating, menu and clean up. Make your own choices so everyone remembers the event fondly. **Most of all...Have Fun!**

Make It Happen: Shock Everyone!

Christmas flowers on the tables, small wrapped guest gifts, background music, greeters and simple thoughtful gestures make guests feel welcome and pampered.

Small details make the biggest impressions.

Hospitality: Love In Action!

Help guests grow in their understanding of Jesus. Give affection and receive love from others in the family of God. Begin friendly conversations. **Avoid gossip.**

Goals Should Scare You A Little @ Excite You A Lot!

What do you want to happen during the hours your guests are present? Be specific! Plans in this *everything-included* workbook planner keep you organized. Adapt details to fit your needs.

Add creative ideas and change activities as desired.

Don't Agonize: Organize!

Write down exactly what will happen and when tasks must be completed. Do not leave organization to the last minute. Choose reliable leaders who help in each area. **Take A Nap!**



Teamwork: Less Me @ More We!

“You can do what I cannot do.
I can do what you cannot do.
Together we can do great things.”

Choose a small leadership team. The team may be as few as two or as large as ten or more. Divide assignments between team members. Trust them to complete their assignments. Specific jobs may be divided but one person should direct all moving parts before the party. **Together we win.**

It's Usually About The Money!

Stay within the party budget. Keep expense records. Use the church tax exemption as needed. Accept donations. Keep it simple. **It always works out in the end!**

Note To Self: Relax!

Maintain a light and happy atmosphere. If your attitude is right, the rest of your team will catch the spirit.

After all, this is a Christmas party!

Pray More! Worry Less!

Pray for the party, the team and the guests. Pray as a team. Take each detail before the Lord. **Watch for His blessings!**

Set Up

Reserve adequate time to set up tables, decorations, props and food. Some room arrangements take place a day before the party. **'Go' Time!**



Thank You For Giving To The Lord!

“If I could sit across the porch from God,
I'd thank Him for lending me you.”

The behind-the-scenes team is the core of this party. Take time to write thank you notes, call, hug and give small thank you gifts.

Applaud your team at the party.

Before You Leave, Sweep Clean!


When the party concludes, clean up begins. The party is not complete until the church is in order. Encourage the team to remove their party items immediately.

Stay to help!

Note To Self:

PREVIEW PROGRAM ONLY
NOT FOR USE
PLEASE PURCHASE





Christmas Party Options!

A party comes in many forms. What fun! Consider these wonderful Christmas options!

All Church, All Out 'Par-tay'!!!

Invite every single person on two feet. Young, old, men, women, church folks, friends. Make it truly a huge Christmas event to remember forever.

Everyone comes!

Christmas Brunch Buffet

If your gathering is a brunch, make simple foods. Egg, Ham and Cheese Breakfast casseroles, fresh fruit cups or French Toast and sausage with syrup.

Fill the room with breakfast aromas!

Christmas Dessert Delights Party

When organizing an elegant after dinner evening, serve a variety of Christmas desserts. Pie and coffee is popular. From chocolate to a Christmas Cookie Party, whatever your group dreams up will be a 'sweet' event your group will not forget.

Sparkle All Night!

Mug and Muffin

A mid-afternoon coffee and tea gathering with delicious muffins is popular. Bake several delicious muffin recipes. Offer creative toppings: Honey, butter, peanut butter, cream cheese, jams and jellies and more!

Special Fun: Ask each guest to bring their Christmas mug.

Let them tell their mug story during the program!

Sandwiches/Sweet Bread Lunch

Serve trays of sandwiches on a buffet table. Add several kinds of sweet breads (pumpkin, banana, date, nut) and creamy spreads.



Guest Speaker

Speak Gently ~ Love Much ~ Laugh Often



Don't Be Shy: Invite A Speaker

Invite a guest to share inspirational, Christmas thoughts. When scheduling a speaker, reduce or eliminate program segments this party planner includes involving the party guests.

The speaker concludes the event festivities.

You Don't Have to Be Perfect to be Amazing!

A good speaker makes a faith connection with the group. Choose the speaker from a list of possibilities suggested by friends, relatives, pastor, other churches, community groups or national organizations.

Counting The Cost

Ask the speaker if there is a set fee. If not, give a generous monetary gift including traveling costs. Think about the time invested in preparation, travel and preparation.

All Information Is Good Information

Send a letter, make a telephone call and stay in contact through the internet. Include highway directions, arrival time, group size, time limit, lodging information and specific personal details.

Tell the guest speaker the party theme. Include details of what you would like the talk to include. Make contact periodically until the speaker travels to the event.



Care and Feeding Of Our Guest Speaker

It is disquieting for a guest to enter a room of strangers, speak about personal and spiritual issues and leave still feeling as if everyone is a stranger.

Give the speaker a sense of belonging. Assign a pre-arranged host "friend" to handle introductions. Sit with and converse with the guest speaker at dinner.

Even if the speaker graciously agrees to speak without payment, give a monetary Thank You gift.

**Include expenses from the time
the speaker leaves home.
If more meals are required,
host the speaker or pay accordingly.**

After The Party

Pay promptly. Stay with the guest speaker until the end. Thank the guest from your heart. Follow up with a handwritten thank you note!

Our Plan:



Publicity

“It can't hurt!”

~ PR Agent

Let's face it, you need enthusiastic guests. Convince people that this party is a unique experience in fine dining and entertainment. They must not miss it! Go the 'extra mile' to publicize.

Dare we say it? “Go Crazy!”



God Is In The Details

Invitations, posters, registration forms, programs, handouts and centerpieces should relate to the theme. Use the same colors, scripture, picture or logo on every piece of publicity.

Invite Everyone!

Send Invitations. If this is a community wide event, place posters in local restaurants, business places. Insert invitations in the Sunday morning worship folder and in the monthly church newsletter.

Fun Tip: If a local business hesitates to post yet another community event announcement in their window, suggest their rest room as a great out of the way place.

Add Some Fun! For this particular Christmas 'sock' theme tell guests to wear their favorite Christmas Socks! It's okay if they don't, but those who join in the fun add a spark of laughter to the party!



Create Buzz!

Involve lots of people in the planning stages. They don't have to be on the team but delegate tasks or small speaking parts. Ask as many people as possible to participate in the formal program.

Everyone involved will attend and will be likely to talk about the party and invite others. Many hands make light work.

Help = Less Stress.

Talk About It!

Let guests know if prizes will be awarded for various games. 'Gossip' about the program and food to create excitement.

Enjoy the company of friends.

Be Creative!

Find creative ways to make your party a financial "gift" to everyone who wants to attend. Advertise the event to families that the cost is a great Christmas gift they can give the people they love.

Just in case no one has told you today:

- ~Good Morning!
- ~I Believe in You!
- ~You're Doing Great!
- ~Nice Socks!



Sockin' Around The Christmas Tree!

Date:

Time:

WEAR YOUR CRAZIEST/CUTEST CHRISTMAS SOCKS!

Socks! Mistle-Toe! Bethlehem Visitors! Magical Music!

Wiggle your toes and jiggle your feet!

We'll give you something good to eat!

Christmas Cake!

A Special Guest from the Great White North
will make an appearance.

Bring the whole family!!!

**WARNING: PARTY MAY CAUSE GIGGLING
OR...LAUGHING YOUR SOCKS OFF!**



This is a sample of a publicity 'blurb' for your church newsletter, Sunday bulletin and mailer. Adapt information to fit details of your party.

Not every church prepares a 'Santa' visit. Just in case your church enjoys it, included is this information + secular music lyrics for fun songs.

If not, just omit and have fun!



Get This Party Started!

Plan Your Work. Work Your Plan.



Choose The Best! Leave The Rest!

Guests should see and feel the party theme when they arrive. We offer suggestions to get you started. Trust your creative judgment and make your Christmas 'sock' theme amazing!

Quality Not Quantity!

How Complicated Can This Be?

Give artistic, visually creative people the responsibility to turn the party room into a work of art. If no one comes forward, decorate simply. You cannot go wrong! **Make it memorable!**

Decorate What?

Decorate tables with centerpieces and color coordinated related items. Consider decorating the welcome table, entry door, stage area and each corner as desired. **Plan!**

Tasteful Elegance

Do **NOT** clutter with an over abundance of 'stuff'. Choose a few unique accessories to make each table and the room come to life. **Remember: Less is More. Unless More is More, then have fun!**



Simplicity

Become familiar with the available space and set up accordingly. Use color, sparkle and light to its' best advantage.

Everything in the party area, from table decorations to staging displays features the 'Christmas Stocking' theme. Individual local events will look different depending upon items available.

The best fun is when guests arrive
and the Christmas Stocking theme comes to life!

Party Tables: Pick and Choose

Nativity: Add a Bethlehem touch. Collect as many nativity collection pieces as possible. Place one or two pieces near the centerpiece of each table. (Not an entire set) If antique pieces are available to borrow, use them as is (don't ruin antiques or borrowed items—no painting).

Socks: Place dinnerware inside small Christmas socks at each place setting. Check out amazon.com for small party favor sized Christmas stockings designed perfectly for this purpose.

Color: Because the Christmas stocking/sock theme lends itself to lots of color, choose reds, greens, whites that stand out on each table.

Printed Programs: Print programs that include the program and music lyrics. Spray a brush of glitter spray to the front of each program. **Place one at each place setting.**



Little Touches: Add small personal touches that catch the eye. It could be antique candlesticks, figurines, live flowers, Christmas ornaments.

Little things mean a lot.

Photo Center: Create a simple photo corner where guests gather and take pictures with cell phones. Light the corner with a bright light on the floor for backlighting.

What fun and laughter!

Spray paint a large picture frame or make a frame from cardboard. Attach a silk poinsettia, wide ribbon or real Christmas sock in one corner. Guests visit the photo center at their leisure and click pictures as groupings of family and friends. They can stand inside the large frame as desired.

Assist as needed.

Table Centerpieces ~ Feature Socks!

Each table can be exactly the same or vary from table to table as items are available. Don't forget to add at least one nativity piece to each table.

1. One tall crystal vase with spray painted twigs. Add one poinsettia and trailing ribbon. **OR** hang one colorful ball ornament to one twig with ribbon. **OR:** Pull a real Christmas sock up over half the vase to create a fun base.
2. One tall pillar candle or trio of pillar candles. Place the candles on a plate. Add Christmas socks.
3. Spray painted pine cones in clear crystal bowls. Add lanterns with candles inside.
4. Miniature decorative, table sized Christmas trees. Add one star to top of each tree. One tree on each table or a grouping of three small varying sizes.



5. Snowman with tiny wrapped gifts surrounding the snowman.
6. Candlesticks with colorful candles. Group them on a clear plate or purchase drip-less candles.
7. Dessert Centerpiece: Cake plate tower carrying the dessert. Frosted cupcakes with Christmas cupcake papers. Each plate or pillar holds enough cupcakes for people seated at that table. Scatter tea candles here and there.

*One tiered cake can be placed in the center of each table to be cut by guests at the end of the meal. **OR:** Make sock shaped frosted cookies to be placed on a plate in the center of each table.*

8. Use what is available in your local area at dollar stores or households of the creative team. There cannot be 'too many' Christmas socks and stockings.

Colorful Tables

Cover each table with color coordinated (all red, all green, etc.) table cloths. **OR:** Place paper place mats at each setting. Amazon.com offers a variety of choices. When giving small table gifts, wrap each gift. Place individual gifts on plates.

Event Space

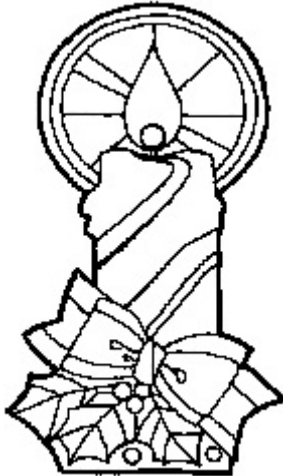
If the tables are well done, little is needed in the larger space. If the room is decorated for other events, light them and feature them.

Add eye catching items. Think about floating balloons above the tables. Or blow up large balloons and let them float on the floor as guests arrive.

Hang a large mistletoe arrangement from the ceiling.



Art Supplies, Decorations, Small Gifts



Shop craft and party stores, discount stores and rummage shops. Make table decorations, programs and table gifts. Check the internet for affordable interesting items.

Take home gifts are always a popular 'oo-ahh' factor for any party!

Door Prizes: Ask business and restaurants to donate gifts or gift cards. Buy dollar store items like picture frames, note holders, lamps, cosmetic bags, pill organizers, key chains, plants, candles, devotional books and costume jewelry to give away. Provide fun gifts for children—small stuffed animals, coloring books, mini cars/trucks or building blocks.

SOCKS! SOCKS! SOCKS! SOCKS!

Gifts In A Jar: Mason Jars...fill them with anything! Journal and pen, brownie ingredients and recipe, sewing kit, cookie cutters, cookies, Hershey kisses, crayons, figurines, ornaments, toys.

Put everyone's party ticket in a large bowl.
Draw their names at random.
They choose a gift.
Gifts can also be given away
in order of the drawing.



Catalog and Online Stuff

Check out Oriental Trading Company. They offer a wide variety of wonderful small gifts, decorations and supplies!

www.orientaltrading.com

Excellent prices and so many Christmas choices available. Take a look at their web site or catalog and find gifts and favors galore!

Browse Worthy:

www.ssw.com (S&S arts and crafts)


www.shindigz.com

www.ebay.com

www.amazon.com

www.rinovelty.com (Rhode Island Novelty)

The excellence
of a gift lies
in its' appropriateness
rather than in its' value.



'Sockin' Around The Christmas Tree Say It With Socks!

Crowd Psychology


Everyone enjoys an event where people are talking and laughing, light and temperature are controlled, music sets the mood, strangers are new friends and tables are inviting. *FYI: No one enjoys a party where people remain strangers, little conversation occurs and a subdued mood is awkward.*

Be the happy party!

When The First Person Arrives, The Party Begins!

Greet guests cordially and direct them to the party area. Encourage guests to browse decorated tables as the crowd gathers. Help them choose a seat or find their assigned table. Point out rest rooms and conveniences.

No Guests in Kitchen!!!



Getting It Together

Help guests "sense the whole". Enthusiastic group singing encourages togetherness. Christmas music is familiar and comforting. Play a few easy table games as ice breakers.

Become friends!

Get Acquainted

Put people at ease with generous hospitality and smiles. Begin with simple table activities. Place conversation starters under a few plates. Scatter pencils. Place paper puzzles or short games in obvious places. Guests can work together to win a table prize.

Build teamwork.



Small Groups

Place guests in small groups and offer opportunities to make more intimate contact with others. Devise an activity that could be done in pairs or teams of four. **Make a moment!**

Alternate the Pace

Activities may be interactive or quiet. Create activities requiring a mental challenge with pencil and paper, and some activities for the whole group. **Fun challenges!**

Build Toward a Conclusion

Laughing activities before dinner. Inspirational programming after the meal. Add spiritual Christmas inspiration near the end. End the party with a whole group activity. Singing familiar Christmas Carols, holding hands in a large prayer circle or personal benediction prayer will be the perfect conclusion. **Memories begin!**

P.S. The Santa Option

Some groups enjoy having Santa visit at the end of the party to greet children and hand out gifts. Feel free to do that. If Santa is not part of your tradition or has a negative faith connotation for the season, end the party with a Christmas tradition of Carols and prayer.

Clean Up

Leave the party area cleaner than you found it. Often those enjoying the fun help clean up. That can be fun and don't forget: **"Many hands make light work."**

KEEP THE MUSIC PLAYING
THROUGH CLEAN UP.
SING AND DANCE WITH HELPERS.

*"Nobody's last words were
'I had too much fun'."*


~Evelyn Beilenson



'Tis The Season To Sparkle

“Christmas is too sparkly ~ said no one ever!”

Serve Christmas punch as guests gather, coats are removed and table seating is confirmed.



Welcome guests by serving a sparkling, cold beverage in crystal punch bowls with crystal cups. Serve a variety of mini appetizers on holiday plates with Christmas napkins.

Add a few Christmas decorations.

Play soft Christmas music. Encourage guests to enter the party area, move from table to table, chat, and enjoy the decorations and staged displays.

Christmas Sherbet Punch

1 gallon raspberry sherbet
1 gallon cranberry juice (well chilled)
Two 2-liter bottles ginger ale (well chilled)
Scoop sherbet into a large punch bowl,
pour in cranberry juice and ginger ale and stir gently.
Repeat for each refreshed punch bowl.

Delish' Appetizers

Choose appropriate appetizers that fit your group. Because guests will be standing while juggling food, prepare simple finger foods.

Place a bowl of mixed nuts, veggie tray and dip, cut fruit plate, pretzel sticks, potato chips, crackers and cheese, Rice Chex nuts and bolts, near the sherbet punch bowl.



Angel Food Cake Bites

Frost an angel food cake with colorful frosting. Cut into small squares. Place one red cherry on top of each small bite.

Ham and Turkey Roll Up Bites

Roll deli ham and turkey. Plate upright near ranch dip with parsley for garnish.

Pretzels

Garnish mini pretzels with white chocolate, milk chocolate, and sprinkles.

Candy Canes

Place candy canes in a clear jar so children can see them easily and choose one for themselves.

Our Plan:

PREVIEW PROGRAM ONLY
NOT FOR USE
PLEASE PURCHASE



Christmas Stocking Dinner

“Coe-tally Amazing!”

First we eat.

Then we do
everything else.



Choose food your group will remember fondly! We make specific suggestions. You know your group best.

Plan Accordingly.

Decisions! Decisions!

Assign a kitchen team to prepare the meal. Decide how this will be accomplished early in the party planning process. Choose a crew to cook and clean up, hire a caterer or host a covered dish or dessert gala.

Option: Ask a local Scout troop to help serve the meal. They often look for community projects.

What Should We Eat?

Here are menu options to get you started. Consider the cost, the theme, the effort involved to make the food and tastes of the local group.

Consider dietary restrictions of some guests.

Create a separate menu for children under age 12.

Communicate the child friendly choices
when guests make their reservations



Traditional Turkey Dinner

Tossed Salad with Dressing and Rolls

Turkey

Mashed Potatoes/Stuffing

Mixed Vegetables

Cranberry Sauce

Dessert Choices: Pumpkin Pie, Apple Pie
With Vanilla Ice Cream

Chicken Alfredo

Fruit Cup

Chicken Alfredo

Wide Noodles, Pulled Chicken, Mixed Vegetables, Alfredo Sauce

Sliced tomato on the side

Rolls/Muffins

Dessert Choices: Cake, cupcakes

Beef

Vegetable Soup W/Shredded Cheese
and Bread Cubes

Sliced Tender Beef with Beef Broth
or Cubed Steak with Beef Gravy

Sweet Potato W/Butter and Sour Cream

Vegetable of Choice

Tossed Salad/Rolls/Muffins/Butter

Dessert Choices: Christmas Cookies
shaped like stockings, sheet cake



Fish

French Onion Soup
Light White Fish: Haddock and Tartar Sauce
Baked Potato with Sour Cream and Butter
Vegetable of Choice Dinner Rolls/Butter
Tossed Salad/Dressing
Dessert: Ice Cream Sundaes
Children's Menu Choices

Children's Menu # 1

Chicken Nuggets W/Ketchup or Ranch Dressing
Jello Cubes French Fries
Cold Drink Dessert

Children's Menu # 2

Hamburger on Toasted Bun W/Ketchup and Pickle
Macaroni and Cheese Celery Sticks
Apple Slices Cold Drink Dessert

Children's Menu # 3

Hot Dog on Bun - Choice of Toppings
Tater Tots Fruit Cup
Cold Drink Dessert



*“A person's a person
no matter how small.”
~ Dr. Seuss*



Christmas Music Is My Jam!

"I plan on annoying people by playing Christmas music the day after Halloween!"

Play pre recorded Christmas music as guests arrive and during the meal. Non vocals are best when mixed with party conversation. Contemporary Christian Christmas music and traditional Christmas songs are readily available.

If your community has amateur/professional musicians willing to perform, ask them to perform. Ask a violinist, guitarist, harpist, pianist or ensemble to perform as guests arrive and as they enjoy dinner. What a perfect opportunity to invite a bell choir or chime choir ! Check out local churches and organizations

SING A FEW SECULAR CHRISTMAS SONGS AND TRADITIONAL CHRISTMAS CAROLS.

ASK A PIANIST TO ACCOMPANY THE GROUP.

THERE ARE MANY WONDERFUL CHOICES!

WE INCLUDE LYRICS FOR PROGRAM SONGS BUT FEE FREE TO CHOOSE YOUR OWN!

OPTION: SOME GROUPS INCLUDE A VISIT WITH SANTA AND SOME DO NOT. OMIT THE SECULAR SANTA SONGS IF IT DOES NOT FIT YOUR CHURCH TRADITION.



Good News! The internet offers piano sheet music at a low cost.

Check out: www.musicnotes.com



Sockin' Around The Christmas Tree!

Always Wear Socks That Rock!

1. I SAW MOMMY KISSING SANTA CLAUS

I saw Mommy kissing Santa Claus,
Underneath the mistletoe last night.

She didn't see me creep down the stairs to
have a peek;
She thought that I was tucked up in my
bedroom fast asleep.

Then I saw Mommy tickle Santa Claus,
Underneath his beard so snowy white.

Oh, what a laugh it would have been,
If Daddy had only seen
Mommy kissing Santa Claus last night!



2. ROCKIN' AROUND THE CHRISTMAS TREE

Rockin' around the Christmas tree
--at the Christmas party Hop.
Mistletoe hung where you can see
---ev'ry couple tries to stop.
Rockin' around the Christmas tree,
-- Let the Christmas spirit ring.
Later we'll have some pumpkin pie
-- and we'll do some caroling.

You will get a sen-ti-men-tal feeling when you hear...
Voices singing, "Let's be jolly!
Deck the hall with boughs of holly."

Rockin' around the Christmas tree
-- Have a happy holiday.
Everyone dancing merrily
--In the new old fashioned way.



3. ROCK AROUND THE CLOCK

One, two, three, four o'clock rock!
Five, six, seven o'clock, Eight o'clock rock.
Nine, ten, eleven o'clock. Twelve o'clock rock.
We're gonna rock-- around-- the clock tonight.

Put your glad rags on and join me, Hon.
We'll have some fun when the clock strikes one.

CHORUS: We're gonna rock around the clock tonight,
We're gonna rock, rock, rock, 'Til broad daylight.
We're gonna rock-- gonna rock around the clock tonight!

When the clock strikes two and three and four,
If the band slows down we'll YELL for more.

CHORUS: We're gonna rock around the clock tonight,
We're gonna rock, rock, rock, 'Til broad daylight.
We're gonna rock-- gonna rock around the clock tonight!

When the chimes ring five and six and seven,
We'll be rocking' up to seventh heav'n.

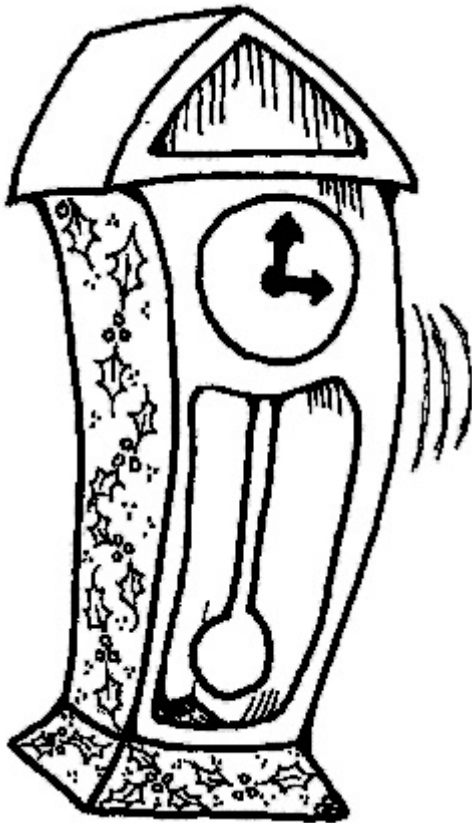
CHORUS: We're gonna rock around the clock tonight,
We're gonna rock, rock, rock, 'Til broad daylight.
We're gonna rock-- gonna rock around the clock tonight!

When it's eight, nine, ten, eleven, too,
I'll be goin' strong and so will you.

CHORUS: We're gonna rock around the clock tonight,
We're gonna rock, rock, rock, 'Til broad daylight.
We're gonna rock-- gonna rock around the clock tonight!

When the clock strikes twelve,
we'll cool off, then, start a rockin' 'round the clock again.

CHORUS: We're gonna rock around the clock tonight,
We're gonna rock, rock, rock, 'Til broad daylight.
We're gonna rock-- gonna rock around the clock tonight!



4. O LITTLE TOWN OF BETHLEHEM

Oh little town of Bethlehem,
how still we see thee lie
Above thy deep and dreamless sleep
the silent stars go by
Yet in thy dark streets shineth, the everlasting light
The hopes and fears of all the years
are met in thee tonight.

For Christ is born of Mary,
and gathered all above
While mortals sleep the angels keep
their watch of wondering love
Oh morning stars together,
proclaim thy holy birth.
And praises sing to God the king,
and peace to men on earth.

How silently, how silently, the wondrous gift is giv'n!
So God imparts to human hearts
the blessings of his heav'n.
No ear may hear his coming, but in this world of sin,
where meek souls will receive him, still
the dear Christ enters in.

O Holy Child of Bethlehem, descend to us, we pray,
cast out our sin and enter in, be born in us today.
We hear the Christmas angels the great glad tidings tell;
O come to us, abide with us, our Lord Immanuel!



5. SILENT NIGHT

Silent night, Holy night! All is calm, all is bright.
Round yon Virgin, Mother and Child.
Holy infant so tender and mild,
Sleep in heavenly peace. Sleep in heavenly peace

Silent night, Holy night!
Shepherds quake at the sight.
Glories stream from heaven afar
Heavenly hosts sing Alleluia,
Christ the Savior is born! Christ the Savior is born!



* * * * *

Silent night, Holy night!
Son of God love's pure light.
Radiant beams from Thy holy face
With the dawn of redeeming grace,
Jesus Lord, at Thy birth. Jesus Lord, at Thy birth

6. HAVE YOURSELF A MERRY LITTLE CHRISTMAS

Have yourself a merry little Christmas, let your heart be light.
Next year all our troubles will be out of sight.
Have yourself a merry little Christmas,
make the Yule-tide gay,
Next year all our troubles will be miles away.

Once again as in olden days, happy golden days of yore.
Faithful friends who were dear to us,
will be near to us once more.

Some day soon we all will be together if the LORD allows.
Until then we'll have to muddle through some how.
So have yourself a merry little Christmas now.

PREVIEW PROGRAM ONLY
PLEASE PURCHASE



7. HERE COMES SANTA CLAUS

Here comes Santa Claus!
Here comes Santa Claus!
Right down Santa Claus Lane!
Vixen and Blitzen and all his reindeer
pulling on the rein.
Bells are ringing, children singing,
all is merry and bright.
Hang your stockings and say your prayers,
'Cause Santa Claus comes tonight.
Ending: Santa Claus Comes Tonight!



**Rockin' Around The Christmas Tree
Warning: May Cause Giggling!!!**



Welcome: Say It With Socks!

Sing: *"Rockin' Around The Christmas Tree"*

Mistle Toe Kisses

Sing: *"I Saw Mommy Kissing Santa Claus"*

Why Christmas Stockings?

Sing: *"Rock Around The Clock"*

Sock Poetry

"The Sock"

"I Laughed My Socks Off!"

The Sock Market

Christmas Prayer

ENJOY CHRISTMAS CAKE!

The Mists Of Time: Ruth and Mary

Christmas Carol: *"O Little Town of Bethlehem"*

A Night To Remember: Joseph and Mary

Christmas Carol: *"Silent Night"*

Mary's Song: Solo With Mary

Sing: *"Have Yourself A Merry Little Christmas"*

**And Now....A Special Guest -
Traveling From the Great White North**

Sing: *"Here Comes Santa Claus"*

May The Good Lord Bless And Keep You!



Welcome! Say It With Socks!



THE STOCKINGS WERE HUNG BY THE CHIMNEY WITH CARE... . Just for this evening, let's call 'em as we see 'em. They are SOCKS! Big socks, little socks, cool socks, warm socks, handmade socks, wool socks, silk socks....what we put on our feet and hang on our Christmas fireplace mantels are.... SOCKS!

Maybe, up until this moment, you haven't realized that there is a lot of 'blah' lurking in YOUR sock drawer. It's time to step it up, folks!

What is the biggest problem with socks?

It's a silent problem. Once recognized, it can no longer be tolerated. Are you ready? The problem is: MOST SOCKS ARE BORING! Most people don't even realize they are suffering.

I can see it now...your sock drawer it is filled with typical tube socks ...3 pack in black... staring back at you and the jumbo 12 pack of white cotton sport socks. There is an occasional spark of red or 'message' socks somebody thought was funny like...printed on the bottom: IF YOU CAN SEE THIS, BRING ME COFFEE or BRING ME WINE or LEAVE ME ALONE. But you got those socks for Father's Day or Mother's Day and you never wear them. **That would be silly.**

NOW how to you feel about your socks? Not so great, huh? Well, there is absolutely no need to stand for this and be subject to lackluster foot fashion. It's time to take action.

The Fix. From this day forward, vow to stop viewing those bland socks of being worthy of touching your feet. Step up and discover the world of vibrant, invigorating and fashion forward designs that bring a smile to your face and crown the finishing touch to any outfit.

That's right. You are ready to join the SOCK GAME. It may be overwhelming at first, it may seem like too many weird socks are out there. Just roll with it and in no time at all, you will be living, breathing and strutting the sweet smelling benefits of being the unique creature God means you to be.

GUESTS SING: "Rockin' Around the Christmas Tree"



Mistle TOE Kisses!



Christmas is a 'together-y' kind of holiday. Our priority is remembering Jesus' birth in Bethlehem. Shepherds, Angels, Wise Men, Bethlehem, scared young couple, manger, baby Jesus born to save the world. We will get there. Trust me!

We never forget the real reason we are here.

Through the centuries, traditions that have NOTHING to do with Bethlehem became popular. From the Netherlands to Mexico and Europe to America, these traditions are a lot of fun and round out happy family holiday time.

Tonight we celebrate TWO specific traditions: Christmas Socks and Mistletoe. For this party, we will call that lovely ball of kisses MISTLE-TOES.

What a wonderful once a year tradition to say, "You knock my socks off"! Finding the mistletoe and capturing that sweet, quick kiss will knock THEIR socks off!

How did we get from an old mistletoe plant that killed bugs to cute red and white berry decorations encouraging sweet kisses?

By Roman times, Mistletoe was found and placed over doorways of homes, reminding people that peace, love, and understanding were honored in that household.

By Victorian times, tradition was that a man was allowed to kiss any woman standing beneath mistletoe. Bad luck would befall any woman who refused the kiss. This spicy tradition was probably started by a man. **Trust me!**

By the 1950's we joyfully carried on the mistletoe tradition with the story song: "*I Saw Mommy Kissing Santa Claus*"! It still hits the top 10 Christmas songs to this very day. **Let's SING!**



GUESTS SING: "*I Saw Mommy Kissing Santa Claus*"



Why Christmas Stockings?



A Christmas stocking starts as an empty sock. A stocking or sock of your choice is hung on Christmas Eve so that Father Christmas can fill it with small toys, candy, fruit, coins or other little gifts. Children have always felt the bigger the sock the better!

UNROLL A CHRISTMAS STOCKING: Personally, THIS is my favorite Christmas Stocking!

As the legend goes, in 4th century Turkey, a poor man had 3 daughters and could not afford their wedding dowry. He was prideful and unwilling to accept charity, so he devised a clever plan.

He encouraged each girl to hang their stockings on the fireplace. On Christmas eve while the family slept, St. Nicholas climbed down the chimney of the gentleman's home and put 3 gold balls into each daughters stocking.

In the morning, the family discovered the gold balls in each girl's stocking. It was a proper dowry. Each girl married and lived happily ever after.

This is why oranges are a traditional stocking gift. After the three gold balls legend, parents threatened children that if they misbehaved St. Nicholas would fill their stockings with coal and not gold!

Back in the day, the stockings hung by the fire were wet wool and not so likely to burn. Today most Christmas stockings are polyester and extremely flammable, so be sure to hang YOUR "stockings by the chimney with care"!

GUESTS SING: "Rock Around the Clock"



The Sock



it's where your toes
get regularly put -
a little blankie
for the foot

some are nylon
and some, cotton
they keep your shoes
from smelling rotten

if it's wrinkled
pull it higher
the missing one
is in the dryer!



Wear Socks on your hands to read the poem:

I Laughed My Socks Off!

Once, I laughed my socks off,
And they ran off down the street.
I caught them, but they wouldn't let me
Put them on my feet.

They danced around behind me,
As I made my way back home,
They jumped and jived about the place,
They'd not leave me alone,

I went into the living room
To sit and watch TV.
They danced around in front of me;
I couldn't see the screen.

I tried to do the washing up,
But much to my surprise,
They jumped around inside the bowl,
And splashed me in the eyes.

"Oh socks," I said, "do please give up,
This dancing to and fro.
Not least because it was that I,
Stopped laughing hours ago!"

They looked forlorn, those socks of mine,
Accepting their defeat.
They sidled to the side of me
And slipped back on my feet.

Next time I laugh, I will ensure
My shoes are firmly on.
That should stop my naughty socks,



From: "Once, I Laughed My Socks Off, A Short Collection of Rather Silly Poems For Kidsby Steven Attewell 2011



The Sock Market

The Christmas Sock Exchange

Have fun with small socks pinned to each guest.
Arriving guests receive ONE small sock to pin on themselves.

TO PLAY THE SOCK MARKET:

1. Begin: Guests stand at their seats.
2. When a signal is given, guests move around the room to find their matching sock partner.
3. Pictures of Sock 'Pairs: One or two cell phone photographers snap pictures of each matching set of guests.
4. Mistletoe: If by chance, anyone gets caught under the mistletoe....
*well, you know...kisses are welcome.
Hugs or hand shakes work well too.*
5. Guests return to their original seats.

SECRET. Inside several pinned socks are small 'Golden Tickets'. Winners receive a pair of Christmas socks. The Grand Prize Winner GOLDEN TICKET gets to take home the Mistletoe Ball hanging in the middle of the room.

This is what small Golden Tickets can look like.
Print on yellow/gold paper. The GRAND PRIZE WINNER ticket will have a #1 printed on the back of their ticket!

**Golden Ticket
Winner! Winner! Winner!**



The Mists Of Time: Ruth and Mary

Non Speaking Actors: 2 young women

Costumes: Holy Land, carry baby dolls

Readers: 2 women out of sight at microphone

Scene: Two chairs, covered in sheets to the floor
Place lights under each chair.



READER #1: Bethlehem. A small village. God noticed. From that tiny place came kings and sons of kings. Women were privileged to be in God's plan. Whether they came from faraway Moab as a foreigner or from Nazareth as a simple country girl.

From the mists of time, we meet Ruth, the great grandmother of Jesus and we meet Mary, the mother of Jesus. In a mysterious clash of time they greet each other at their village well.

Ruth and Mary walk into the room from opposite directions, and sit down. They do not speak. Two Readers speak from the shadows.

READER #2 VOICE OF RUTH: Shalom. I have not seen you at the village well before. I am Ruth. Are you new here? Your baby is lovely. Boy or girl? Boaz and I have this blessed boy we named Obed. His name means "worshiper". I am a foreigner from Moab. I love my first husband's mother, Naomi. I followed her to Bethlehem and her God became my God.

#1: VOICE OF MARY: Actually, God named our Jesus. It means "to deliver, to rescue". An angel told Joseph I was going to have a baby. He was shocked but I already heard the angel news. We are visiting Bethlehem. A long journey, a census, and baby boy was coming faster than I imagined. His birth is a miracle. We were alone in a stable. I was afraid but Joseph was brave. Shepherds showed up with a story about thousands of angels. We saw a brilliant star. Wise men traveled to give us gifts. Our hope in God's Messiah became life that night. I am blessed.

#2: The prophet Isaiah recorded that a Savior would be born. Do you think.....? Could it be true.....? Is this Jesus the promise of God come to life?

#1: Yes. From Obed to King David to this child, Jesus. God is at work in His world through us. You are related to us, Ruth!

#2: Are you telling me that my Obed will become the family line of a king of Israel and also the Messiah, the King of kings?



TO THE AUDIENCE:

READER #1: Ruth and Mary are both given gifts of God's unshakeable love. Ruth's faithfulness to God is rewarded when baby Obed is born.

READER #2: Mary's faithfulness to God is also rewarded with the birth of a Child, the one who is *"The Son of the Most High; and the Lord God will give to him the throne of his father David, and he will reign over the house of Jacob forever, and of his kingdom there will be no end"*. (Luke 1:32-33)

RUTH SLOWLY LEAVES THE ROOM.

READER #1: Ruth's life seemed to be a series of curious coincidences, but her story is really about God's providence. In his loving way, God arranged circumstances from Obed to the birth of King David, then from David to the birth of Jesus.

READER #2: It took centuries to put in place, and the result was God's plan of salvation for the world: for you and for me.

MARY REMAINS SEATED.

READER #1: Mary's life began as a humble Jewish girl in a small village. There was no indication that anything out of the ordinary would happen. No one expected God to intervene in the lives of this faithful girl and her faithful young man.

READER #2: The story of Mary was a story no one would believe. Her story was filled with danger, angel messages, miracles, shepherds, and wise men. One night a very special child was born in a Bethlehem manger and became our hope to this very day.

READER #1: Misty time separates these two women who could have been friends. They lived in different worlds but a loving God, Who knows all, brought them together in a family, God's family.

READERS SIT DOWN.

GUESTS SING: "O Little Town of Bethlehem"

*While guests are singing, set up simple scene for
"A Night To Remember" as needed.
Actors enter and stand in place while song is sung.*



'Mary' Stage Directions

*This will be the easiest program you ever did!
No speaking! There will be Readers.
Dress as Mary in Holy Land costume.
Carry a wrapped baby doll.*



Mary is on stage for all 3 Readers sections.

- 1: Ruth and Mary: Enter from opposite directions. Ruth leaves.
2. Joseph: Enter and stand protectively over Mary and Baby Jesus. Joseph leaves. Mary stays.
3. Mary: Mary alone gazes lovingly at 'baby' while soloist sings "Mary's Lullaby".
Exit quietly at the end of the song.



'Ruth' Stage Directions

This will be the easiest program you ever did!

No speaking! There will be Readers.

*Dress as **Ruth** in Holy Land costume.
Carry a wrapped baby doll.*

*Ruth is on stage for the **FIRST** Readers section.*

Enter quietly from opposite direction of Mary.

*Sit with wrapped baby Obed, Mary, and
wrapped baby Jesus while Readers read.*

Exit quietly while Mary remains.



A Night To Remember ~ A Moment of Peace

Non Speaking Actors: Joseph and Mary

Costumes: Holy Land, carrying baby doll

ONE Reader: At Microphone.

Scene: One chair, covered in sheets to the floor,
Place lights shining upward under chair.

**Joseph enters slowly. Joseph stands and looks over Mary and Baby Jesus while guests are singing "O Little Town of Bethlehem".
Stand quietly throughout the reading.**

READER: The silent partner in the story of Jesus is a courageous man. We don't hear much about Joseph. He loved Mary and was promised her hand in marriage. Then, all HEAVEN breaks loose!

Mary is going to have a baby, not his baby. He is most likely very disappointed, and afraid. Maybe he has a night or two of tears. An angel visits him in a dream and tells him everything is okay, fine, great. Yeah, right!

The angel tells him, "Joseph, son of David, do not be afraid to take Mary, your wife, for that which is conceived in her is of the Holy Spirit. And she will bring forth a son, and you are to name him Jesus, for He will save His people from their sins." This baby boy is the Son of God.

Think about it. The Angel of the Lord tells Joseph this baby is the Messiah everyone is expecting. And, can you believe it, Joseph doesn't doubt the dream. It must have made a huge impression on him. He didn't even ask if it was a nightmare because of the late night beans he ate.

Joseph got up and did what the angel of the Lord told him. That's how he ended up in Bethlehem, in a stable, with Mary and a newborn baby boy that he was going to raise as his own.

And that's the last we hear of Joseph. We are not told anything about how he took on his role of "dad". We don't know how he felt, how he protected his family or even how he died.

What we do know is that God saw EVERYTHING in Joseph that Mary and Jesus needed. When we remember Bethlehem, we remember a courageous man who said yes to God.

GUESTS SING: "Silent Night"

*While guests sing, Joseph kisses top of Mary's head and leaves slowly.
Mary remains seated with baby.*



'Joseph' Stage Directions

*This will be the easiest program you ever did!
No speaking! There will be Readers.*

Dress as Joseph in Holy Land costume.

Joseph is on stage for
the second Readers section.

Enter quietly with Mary.

Stand quietly, looking down on Mary
and baby Jesus while Readers read.

Exit quietly leaving Mary on stage.



Mary's Song: Mary

Non Speaking Actor: Mary

Costume: Holy Land, carrying baby doll

Reader: One female out of sight at microphone

Soloist: Sings "Mary's Song"

Scene: One chair, covered in sheets or blanket
Mary, gently holding and rocking Baby Jesus



READER SPEAKING AS MARY: I know God loves me. From the moment Gabriel appeared, I had a deep sense inside my heart that God's presence was with me and His hand was upon me.

Imagine being me, Mary, a teenaged girl who was about to be married—and suddenly—pregnant. It all sounded amazing when the angel appeared and told me I'd been chosen by God to be the mother of His Son. I mean it WAS amazing. But I never imagined the chaos it would bring.

I almost lost my beloved. If the angel hadn't told him the truth, Joseph would have put me away. Not good.

I lost my reputation. There was horrible gossip by everyone in my community. The worst was by the older women who assumed they knew the truth. I'd been known as the pure young woman that most of these older women wanted their sons or grandsons to marry. And now I was the black stain of our small town. They assumed I'd given up my purity.

It was all so confusing. Chosen, but ostracized. Blessed, but ridiculed. So the sign posts God placed along my path became treasures I stored in my heart. My cousin, Elizabeth, was the first sign post. The baby in her womb leaped when she saw me. She knew instantly I'd been chosen by God to be the mother of His son. And angels appeared to shepherds and they came to worship him. And then Simeon...recognizing Jesus as God's son in the Temple. Whatever the future holds, tonight I hold my baby tight.

Soloist Sings: "Mary's Song"

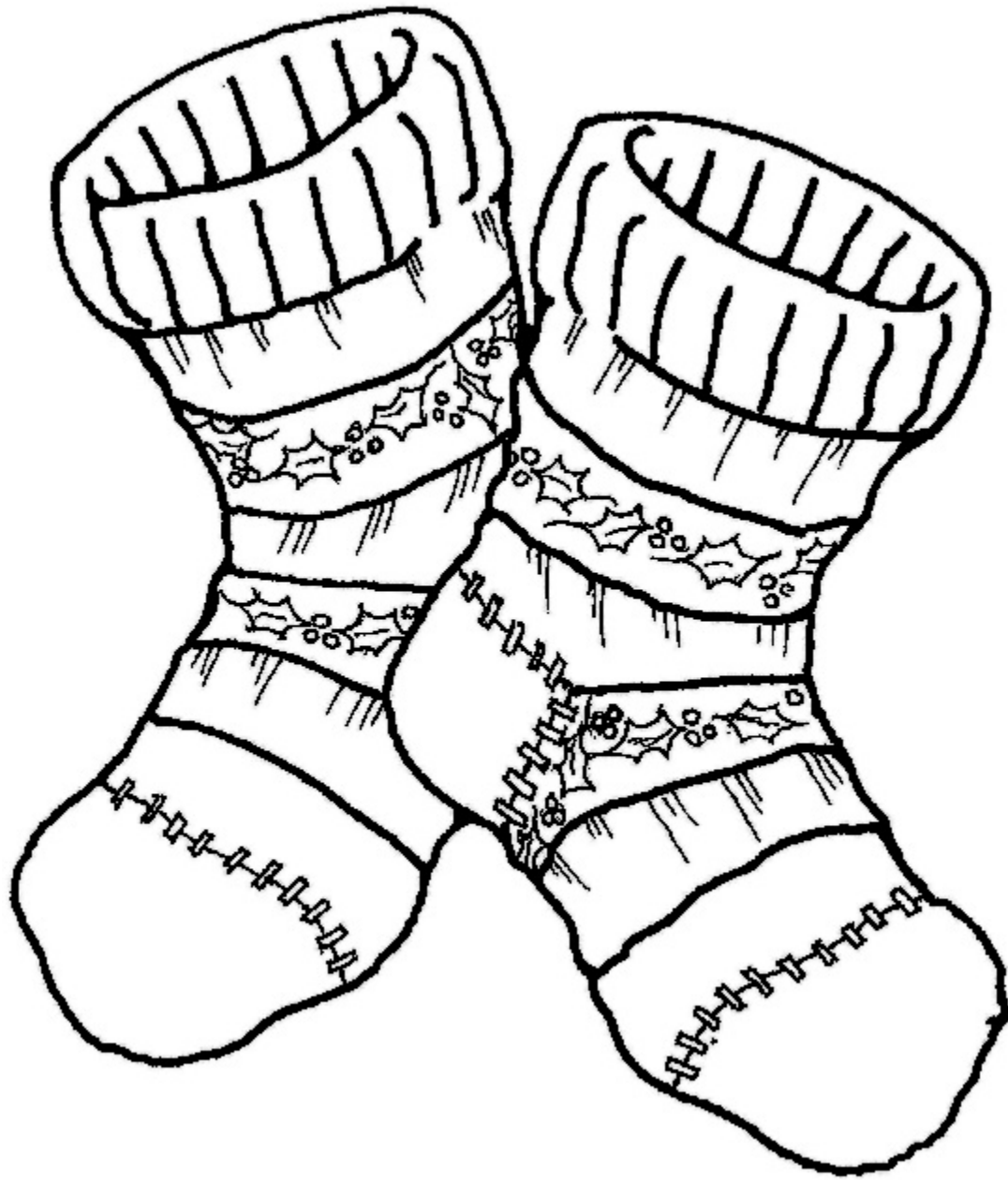
After solo, Mary walks slowly out of room.

Guests Sing: "Have Yourself A Merry Little Christmas"



Say It With Socks!

Sockin' Around the Christmas Tree!



Mary's Song

Jonathan S. Miller

p I will hold you close. I will

Piano

S

7

hold you near. I will keep you warm. Lit-tle ba - by boy. *mp* There's no

Fine

Pno.

7

Fine

mp



Say It With Socks!

Sockin' Around the Christmas Tree!

S. 13
need to cry to night. Close your eyes to - night. The stars are shin-ing bright!

Pno.

S. 19
The *f* An-gels Sing! The Shep-herds watch! The wise men pro -

Pno.

S. 25 *D.S. al Fine*
tect. The moon is bright. Je - sus the moon is bright.

Pno.

