

THE
SUMMER SUNDAY SCHOOL

OLYMPICS

PREVIEW PROGRAM ONLY
NOT FOR USE
PLEASE PURCHASE

13 WEEK BIBLE CHAMPIONS -
OLYMPIC GAMES - CRAFTS

By Ellen S. Bunnell

THE SUMMER SUNDAY SCHOOL OLYMPICS!

INTRODUCTION.....	1
QUESTIONS THAT NEED ANSWERS.....	2-3
ACTIVITY CENTERS IN SUNDAY SCHOOL.....	4
OLYMPIC ORGANIZATION.....	5-6
THE OLYMPIC COACH.....	7
OLYMPIC CRAFT OPTIONS.....	8-9
DECORATIONS.....	10-12
PUBLICITY.....	13
OLYMPIC VILLAGE OPENING CEREMONIES.....	14-18
OLYMPIC SCHEDULE.....	19-22
GOLD MEDAL CHAMPIONS STORY TIME.....	23
SILVER SPORTS STADIUM GAMES.....	24-26
BRONZE TEAM KITCHEN.....	27-29
MEMORY VERSE FUN.....	30
WEEK #1: AN OLYMPIAN BELONGS TO GOD...NICODEMUS AND A JAILER.....	31-36
WEEK #2: AN OLYMPIAN IS STRONG...SAMSON.....	37-40
WEEK #3: AN OLYMPIAN IS BRAVE...ESTHER.....	41-44
WEEK #4: AN OLYMPIAN IS HONEST...JOSEPH.....	45-48
WEEK #5: AN OLYMPIAN IS VALIANT...RUTH.....	49-52
WEEK #6: AN OLYMPIAN IS A LEADER...DAVID.....	53-56
WEEK #7: AN OLYMPIAN IS KIND...JONATHAN.....	57-60
WEEK #8: AN OLYMPIAN IS HELPFUL...MARY.....	61-64
WEEK #9: AN OLYMPIAN IS FAST...AND THE RACE...PAUL.....	65-69
WEEK #10: AN OLYMPIAN IS A SURVIVOR...PETER.....	70-74
WEEK #11: AN OLYMPIAN IS BRAVE...DANIEL.....	75-79
WEEK #12: AN OLYMPIAN IS CLEVER...RAHAB.....	80-84
WEEK #13: THE CLOSING CEREMONIES.....	85-86

THE SUMMER SUNDAY SCHOOL OLYMPICS!

What could be more fun than recreating the wondrous spectacle of the famous Summer Olympics? Athletes from around the world shatter the limitations of time and space while Christians depend upon the triumph of the human spirit through Jesus. As the Olympic ideal has spread throughout the globe, so has our faith. God's Word tells the stories of real life champions who model qualities for Christian kids. Come to The Summer Sunday School Olympics!

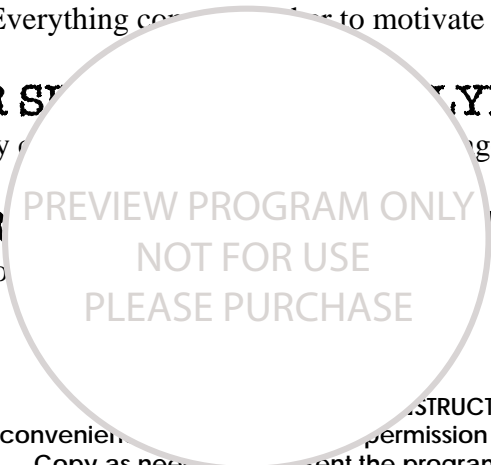
SUMMER SUNDAY SCHOOL OLYMPICS is a thirteen week Sunday School curriculum where students (*Kindergarten-Grade 6*) encounter Bible champions with exceptional qualities.

SUMMER SUNDAY SCHOOL OLYMPICS features a cheerful visual theme using decorations based on the Olympic theme.

SUMMER SUNDAY SCHOOL OLYMPICS activity center groups visit **THE OLYMPIC VILLAGE OPENING, GOLD MEDAL CHAMPIONS STORY TIME, SILVER SPORTS STADIUM** and the **BRONZE TEAM KITCHEN** where important scripture lessons come to life. Everything comes together to motivate students to "come back next week"!

SUMMER SUNDAY SCHOOL OLYMPICS divides the material into easy-to-prepare activity centers for large short term workers.

SUMMER SUNDAY SCHOOL OLYMPICS is Christ centered and light hearted. Elementary groups will learn and discover their personal responsibility to come to Jesus.



INSTRUCTIONS
For the convenience of churches, permission is granted to copy any and all material. Copy as needed to present the program effectively for your church. Following the instructions allows CLOSE ENCOUNTERS MINISTRIES to continue producing fun Christian programming at low cost to churches across the nation.



QUESTIONS THAT NEED ANSWERS....

WHY ARE WE PLANNING DIFFERENT SUNDAY SCHOOL PROGRAMMING?

Teachers and students enjoy a change from normal routine especially during traditionally low attendance times. Teachers need time to revitalize. This program frees each teacher several Sundays to go away with their families or attend adult Sunday School. Place students in different settings and challenge them in new ways to learn about the Lord.



HOW WILL SUMMER SUNDAY SCHOOL OLYMPICS BE ORGANIZED?


- Preschool (classroom with regular teachers)
- Kindergarten
- Grades 1-2
- Grades 3-6.

Each student group becomes an Activity Center team. The Sunday School hour is divided into four activity center sessions. Groups travel for 12-15 minute teaching times.

KINDERGARTEN	GOLD	SILVER	BRONZE
GRADES 1-2	SILVER	BRONZE	GOLD
GRADES 3-6	BRONZE	GOLD	SILVER

LEARNING OBJECTIVES?

1. Students will be able to identify the Old Testament and New Testament Bible stories and the Christian race.
2. Students will be able to identify the weekly Bible themes.
3. Students participate in activities ranging from stories to snacks to scripture memorization with games and crafts added for fun.



HOW CAN I BE SUCCESSFUL?

PREPARE. Know what is going to happen in each Activity Center. Understand your individual responsibilities. Be diligent with your preparation, the results will show!

READ THE LESSON PLAN. Use the lesson plan as the basis for preparing the Activity Center. Be creative within the framework of the theme. Have fun with the lesson!

ORGANIZE THE STUDENTS. Keep student groups together at all times. If weather and activity seem appropriate, take the group outdoors.

GATHER SUPPLIES. Sunday School pays for materials. Request a check before purchasing items or turn in a bill. Save all receipts. Know the church tax exempt number.

PRAY BEFORE EACH SESSION. We can be clever, work hard and love children but we do them and ourselves a great disservice if we leave the Lord out of our plans. Pray specifically for each student, teacher, lesson plan and spiritual goal.

WHAT IS MY PERSONAL TEACHING SCHEDULE?

The OLYMPIC COACH divides duties according to date and Activity Center. You are assigned one Activity Center each Sunday, teaching a rotation of two or three groups. If you become ill, inform the COACH as soon as possible.

PREVIEW PROGRAM ONLY
NOT FOR USE
PLEASE PURCHASE



ACTIVITY CENTERS IN SUNDAY SCHOOL

DIVIDE CLASSES INTO SMALL GROUPS. Preschool meets separately. Older groups meet in individual Activity Centers to complete their activity.

IT'S DIFFERENT! Games, stories, drawing pictures and joyful singing lead children into deeper understanding of scriptural truth.

WHERE? Four corners of a large room may be used to set up each activity center. Individual classrooms lend themselves to individual activities. Move to larger church areas like the fellowship hall, gymnasium or family life center, if time and space allow.

DECORATE! Each area should be theme related and colorful. This does not have to be expensive. Borrow items from friends. Dig into the corners of your attic, basement or garage. Shop garage sales and catalogs. Make decorations using simple art supplies.

TIMING. Each Activity Center is 12-15 minutes. This depends upon the length of local Sunday School time. Activities must be quick, exciting and hard hitting. When it is time to move, students must move quickly.

THE KIDS. Noise and chatter are inevitable during the rotation moves. Encourage interaction. Urge students to become involved in the next Activity Center immediately.

PREPARATION Activity using the lesson plan as a guide. The activity may vary slightly depending on the material to create a better atmosphere or lesson suited to your students.

GUIDE TIME of the time. Teach one idea well rather than crowding too many ideas into one lesson.

PREVIEW PROGRAM ONLY
NOT FOR USE
PLEASE PURCHASE



OLYMPIC ORGANIZATION

Students enjoy summer Sunday School in a delightful sports setting dominated by bright decorations bringing the Olympic theme to life. Bible lessons are taught through story, scripture verses, snacks, crafts, games and music. Create a continuing event no one will want to miss.

OLYMPIC VILLAGE OPENING

Students gather to sing and leaders take attendance and collect offering. A traditional Olympic Parade of Athletes and Closing Ceremonies take place here.

GOLD MEDAL BIBLE CHAMPIONS

This Bible Story Center is the focus of the weekly spiritual themes. Students enter a golden decorated area and hear stories of real champions who lived for God.

SILVER SPORTS STADIUM

Mock competition is experienced in the spirit of the Olympics. Choose from our list of fun games or design your own competitions. Everything in this area should be filled with flags, banners and bright silver color.

BRONZE TEAM KITCHEN

Everyone knows a good meal is important to give strength to body and soul. This team kitchen features a variety of snacks and scripture verse memorization activities. Options for occasional craft projects.

PREVIEW PROGRAM ONLY SCHOOL OLYMPICS
NOT FOR USE CEREMONY

Week #13 in... PLEASE PURCHASE... on of the athletes. Invite the congregation to participate in... ion to continue coming to Sunday School.



HERE'S THE PLAN!

- WEEK #1: AN OLYMPIAN BELONGS TO GOD
-NICODEMUS AND A JAILER
- WEEK #2: AN OLYMPIAN IS STRONG-SAMSON
- WEEK #3: AN OLYMPIAN IS BRAVE-ESTHER
- WEEK #4: AN OLYMPIAN IS HONEST-JOSEPH
- WEEK #5: AN OLYMPIAN IS TRUE -RUTH
- WEEK #6: AN OLYMPIAN IS A LEADER-DAVID
- WEEK #7: AN OLYMPIAN IS A FRIEND-JONATHAN
- WEEK #8: AN OLYMPIAN IS FAITHFUL-MARY
- WEEK #9: AN OLYMPIAN FINISHES THE RACE-PAUL
- WEEK #10: AN OLYMPIAN IS A SURVIVOR-PETER
- WEEK #11: AN OLYMPIAN PRAYS-DANIEL
- WEEK #12: AN OLYMPIAN IS CLEVER-RAHAB
- WEEK #13: THE CLOSING CEREMONIES

PREVIEW PROGRAM ONLY
NOT FOR USE
PLEASE PURCHASE



THE OLYMPIC COACH



THE SUMMER SUNDAY SCHOOL OLYMPICS is a memory maker and a positive experience when the Director prepares well. Plan a creative quarter of Sunday School and watch your leaders respond with a spirit of fun and cooperation.

READ THE ENTIRE PROGRAM PRIVATELY.

Once you are familiar with the program, present it to the teaching staff. Changes in activities are best recommended by the OLYMPIC COACH to avoid confusion.

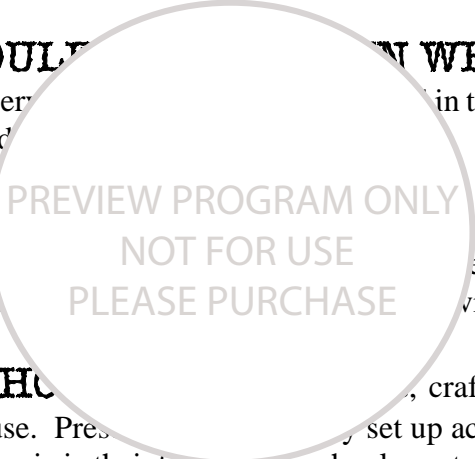
MEET THE STAFF. Urge 100% attendance at one special meeting. Prepare the staff for activity center teaching. Tell teachers where they will be working and exactly when they are scheduled to teach.

DECORATE THE SUNDAY SCHOOL AREA. Do not neglect this part of the program. It promises staff and students that something very special is occurring in Sunday School. Use items from home or materials purchased through catalogs and party stores.

SCHEDULE AND WRITING. Fill in the schedule worksheet. Think of every activity in the series. Telephone teachers to be sure they are prepared.

VOLUNTEERS. Formal opportunity to offer teaching experience without experience. Invite teens, senior citizens, moms, dads and others who do not have experience. Advise to guarantee volunteers have a positive experience.

PRESCHOOL. Crafts, games and songs are easily adapted for preschool use. Preschoolers may set up activity centers in separate classroom corners. Students remain in their familiar preschool area to maintain personal comfort. If you think your preschool kids can travel well, make them one of the three groups and allow them to participate fully in the program. You decide.



OLYMPIC CRAFT OPTIONS

Consider offering a variety of easy to do craft projects. Use the S&S arts and crafts catalog located in the workbook to order group craft kits. These are inexpensive, easy to organize and fun to create. If a catalog is not in the workbook, call 1-800-243-9232 for a free master catalog. For quick service, order through CLOSE ENCOUNTERS MINISTRIES!

Choose crafty people to direct craft activities from the BRONZE TEAM KITCHEN. Crafts need not be completed every week and are often more special if only a few keepsakes are made.

Use our suggestions to choose projects that reflect the theme. There are other catalog craft suppliers and you may want to visit your local craft store to purchase supplies or design homemade projects. Many imaginative craft books are available in Christian book stores and may fit your budget and creative needs. **PRICES MAY CHANGE.**

“Whole World” WALL HANGING KIT. Hang this foam craft anywhere as a reminder of god’s love for the whole world. Kit contains all required foam pieces including crosses, hands and a hanging cord and instructions. Size: 6 1/8" x 9 3/4". Adhesive sold separately. \$7.99 per pack of 12. 67 cents per project.

MOSAIC Display these inspirational cross magnets on the fridge, including multi cultural kid faces and printed hearts. Includes “children of the world”, magnetic tape and instructions. \$9.99 per pack of 12. 83 cents per project.

CATCH-IT Cross and catch game that will provide hours of fun. Children will enjoy playing with inspirational designs and colorful paint. Comes with heavy cardboard, white craft foam balls, non toxic acrylic paint and glue, brushes and instructions. 4 1/2". CHD-GP595 \$39.99 per pack of 72. 56 cents per project.



WOODEN YO-YO PACK. Make and paint your own yo-yo's. Includes wood discs with pre drilled holes, dowels, string, non toxic fluorescent paint and glue, brushes and instructions. Size: 2 ½". CHD-GP106 \$34.99 per pack of 25. \$1.40 per project.

GOLD 'N SILVER GLORIES. Enjoy this spectacular embossing activity. Includes gold and silver foil, dowels, non toxic stained glass paints, brushes, cardboard frames, tape, design ideas and instructions. 5 ½" CHD-RE106 \$15.99 per pack of 53. 30 cents per project.

COPPER PUNCH PACK. Impressive copper art is easy to create. Includes copper sheets, white cardboard frames, masking tape, nails, assorted patterns and instructions. Size: 5 ½" x 5 ½". CHD-RE311 \$19.99 per pack of 40. 50 cents per project.

READING REFLECTIONS. Choose from silver or gold finish foil to make these exceptionally handsome and useful bookmarks. Simply use the included dowels to emboss your design. No gluing is necessary to complete the project! Includes silver and gold reversible foil, cardboard bookmarks, design ideas, dowels, non toxic metallic paint, brushes and instructions. CHD-RE350 \$16.99 per pack of 24. 71 cents per project.

PHOTO PENNANTS. Fun and functional, these banners are great as part of a reward program or just for fun. Contains posterboard pennants, Mylar ribbons, sequins, non toxic paint and glue, brushes and instructions. 5" x 10". CHD-GP899. \$9.99 per pack of 12. 75 cents per project.


DESIGN A HAT. Display your faith proudly at the CLOSING CEREMONIES on white caps you decorate. Includes white caps, brushes, non toxic acrylic paint and instructions. One size fits all. CHD-GP899. \$9.99 per pack of 12. \$1.67 per project.

PREVIEW PROGRAM ONLY
NOT FOR USE
PLEASE PURCHASE



DECORATIONS

Reflect the patriotism and joy of the games that students enjoy on television. This Olympic theme presents issues that are biblical yet modern. Activity Centers should be bright, creative and spiritual. It is amazing what can be created with a few props and a little imagination. If it looks and feels exciting, students respond with enthusiasm. Use as many of our suggested decorating ideas as desired and then...design more of your own!



“ARTSY CRAFTSY” CREW

Organize a team of people who enjoy creating visual themes. Decide what accents are needed and ask the crew to gather the items and set up the Activity Centers before the sessions begin.

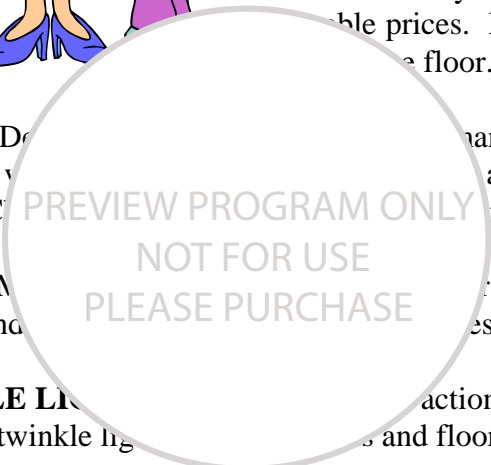
GREEN PLANTS. Use live and silk flowers and green leafy plants to create an outdoor atmosphere in some of the areas. Vines garlands may be trimmed with white twinkle lights.

FABRIC. Many fabric stores offer gold and silver fabric at reasonable prices. Drape the fabric in the Activity Centers and on the floor.

FLAGS. Decorate with flags from many nations. Plain flags or designer flags may be used as well. Hang a colorful 6' string of banners. The American flag and Chinese flag in prominent positions.

STARS. Make cardboard/posterboard stars. Hang from the ceilings and walls. Pictures look great printed on the stars.

TWINKLE LIGHTS. In addition, there should be special lighting. Fill each area with twinkle lights on walls and floors and intertwined with other decor.



OLYMPIC TORCH. Whenever Summer Sunday School Olympics is in session, the Olympic Torch should be burning. Make a “torch” from whatever materials you have on hand. One idea is to fill a see-through container with bunches of twinkle lights jammed into it. Cover the container with yellow/orange tissue paper cut in flame shapes and overlapped to look like fire.

SPRAY PAINT: Remember that gold and silver spray paint is your friend. Cover everything in the appropriate color and for added sparkle, spread glitter over the item.

SIGNS. Print messages and scripture verses on a variety of sign shapes.

**WELCOME TO OLYMPIC VILLAGE!
ATHLETES OF THE WORLD-PRAY HERE
BE STRONG IN THE LORD**

JESUS SAYS: “I LOVE YOU”

PLACE LANGUAGE MESSAGES IN BLACK MARKER ON LARGE RED HEARTS OR STARS

Afrikaans: Ek is lief vir jou!

Albanian: Te dua!

Arabic: Ohiboke, Nohiboka

Creole: Mi aime jou!

Dutch: Ik hou van je!

Filipino: Inibig kita!

French: Je t’aime!

German: Ich liebe dich!

Greek: S’ayapo!

Hawaiian: Aloha wau ia ‘oe!

Hebrew: Anee ohev otakh

Italian: Ti amo!

Japanese: Kimi o ai shiteru!

Mandarin: Wo ai ni!

Russian: Ya tyebya lyublyu!

Spanish: Te amo!

Swahili: Nakupenda!

Tamil: Nihal kita!

Ukrainian: Tyabhat karta hoon!

PREVIEW PROGRAM ONLY
NOT FOR USE
PLEASE PURCHASE

**IF I CANNOT WIN,
I WILL NOT GIVE UP IN THE ATTEMPT.**

—Olympics Motto

SWIFTER, FASTER, HIGHER.

—Olympic Motto



GOLD MEDAL CHAMPIONS - STORY TIME
SILVER SPORTS STADIUM - OLYMPIC GAMES
BRONZE TEAM KITCHEN - SNACK/SCRIPTURE/CRAFTS

STUDENT GIFTS

Choose from a variety of fun items available for student gifts. Oriental Trading Co. offers pinwheels, key chains, kick balls, paddleball games, head boppers, hats, erasers, pencils, tattoos, stickers, notepads, pens and puzzles. These items are inexpensive and so much fun for kids that it is worthwhile to purchase a large variety to hand out each week. Check your local stores for other fun items that fit the SUMMER SUNDAY SCHOOL OLYMPICS theme. Christian book stores also offer many small gift items.

REWARDING STUDENTS

1. MEMORIZING SCRIPTURE VERSE
 2. ATTENDANCE
 3. GOOD BEHAVIOR
 4. BRINGING A FRIEND
 5. BEING THE FRIEND WHO CAME!
 6. POSITIVE ATTITUDES
- ... "WHY ARE YOU?"

THE RIGHT TIME!

Wait until... the special gift of the week. Students may be too distract... them through the entire program. This is true for candy a... fully or sing enthusiastically with bubble gum or lollipops

PREVIEW PROGRAM ONLY
NOT FOR USE
PLEASE PURCHASE

If an Oriental Trading CATALOG is not included with this curriculum, call 800-445-2269 for your own current copy. Check out their web site: www.orientaltrading.com.



PUBLICITY!

The more excited your church and community become with this unique Sunday School approach the more your children benefit from the program. Use all reasonable publicity gimmicks to attract teachers and students.

CHURCH NEWSLETTER. Print short, catchy announcements in the church news letter beginning one month before the program begins. Give just enough information to intrigue the reader.

CHURCH BULLETIN. The worship folder/bulletin reaches weekly worship attenders. Explain the Sunday School theme and advertise for helpers.

POSTERS. Place handmade posters in strategic areas of the church and in local shops to spark community interest. Add tear off sheets so people can take the time, date and place with them.

POST CARDS. Send post cards to students on file. This personal touch is an extra dose of caring that works wonders. Address the card to the individual child. Are there three kids in a family? Send three cards! Consider telling them they can redeem the post card for a special gift when they attend.

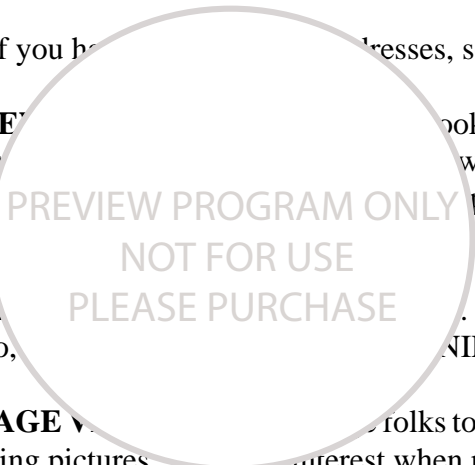
TELEPHONE. Call potential students 2-3 days prior to the program. It is a great last minute reminder. *"We are doing something fun and special. We don't want you to miss it! Need a ride?"*

EMAIL. If you have home addresses, send a note to each family as a reminder.

LOCAL NEWS. Look for an organization with a new angle on an old tradition. Print white glossy photos. Print names on the back of the photos in a typed envelope. *(Hint: Newspapers frequently print articles about photos. It is worth the extra effort.)*


VIDEO. Show clips during worship services, make a music video, or create a video. **COPIES.** Option: Sell copies at a nominal price.

ENCOURAGE VISITORS. Encourage folks to bring cameras and walk through the Activity Centers taking pictures. Increase interest when people know there are special visual effects.



OLYMPIC VILLAGE OPENING CEREMONIES

Meet as a large group to provide time for attendance, offering and singing. Begin on time even if students and teachers are still arriving. The Activity Centers are timed and the schedule is delayed if you wait for latecomers.



DECORATION. Follow the decorating suggestions in the curriculum to make the area bright and cheerful. Place a large OLYMPIC VILLAGE sign in the area.

MOOD MUSIC. As student arrive, play a CD of the Olympic theme found in most music stores. Also play Cd's of Christian choruses.

ATTENDANCE. Welcome the children and speak to each student as they enter the OLYMPIC VILLAGE. Group them into three Activity Center groups. Name them if desired. Ages can overlap. The goal is to get three nearly equal groups.

OFFERING. Collect offering. Agree to combine class offerings for one quarter or provide separate containers.

ANNOUNCEMENT. Announcements at this time. If sending information home, wait to the hour.

SEATING. Students so they are ready to travel. Or, announce the names of centers to their first center quickly.

SING. Sing songs that enjoy accompanied by piano or CD.



OF AMERICA
CALLED AN AMERICAN
THE BEAUTIFUL
SPANGLED BANNER



THE COACH SPEAKS!



The Olympic Games is the greatest amateur sporting event in the world. The Modern Olympics is based on the sporting festivals held in ancient Greece. The ancient games died out in 393 A.D.

Paul used the Isthmian games, which were held every two years near Corinth, as an example of running the Christian race. *(Read from your preferred scripture translation.)*

“You’ve all been to the stadium and seen the athletes race. Everyone runs; one wins. Run to win. All good athletes train hard. They do it for a gold medal that tarnishes and fades. You’re after one that’s gold eternally.

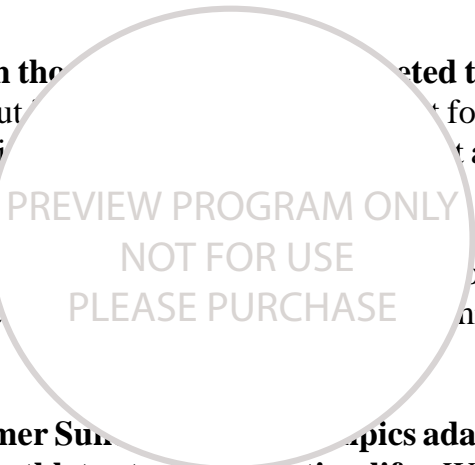
“I don’t know about you, but I’m running hard for the finish line. I’m giving it everything I’ve got. No sloppy living for me! I’m staying alert and in top condition. I’m not going to get caught napping, telling everyone else all about it and then missing out myself.”

–I Corinthians 9:24-27 The Message

Athletes in the ancient Olympics competed to win a wreath of olive leaves. It did not last long but they were famous for their superb athletic skill. Paul explains that Christians will receive a crown that will last forever in Heaven! We have wonderful rewards waiting at the end of the race.

Inspired by the ancient games at Olympia, a small group of men formed the International Olympic Committee and the modern Olympics were born in 1896.

Our Summer Sunday School Olympics adapts Olympic qualities found in the most dedicated athletes to the Christian life. We can learn a lot from dedicated athletes! Come along all summer and you will become a true Christian CHAMPION!



As each Opening ends, ask students and leaders to stand and say the Olympic Oaths and to light the Olympic flame.

THE ATHLETE OATH

I, A CHRISTIAN OLYMPIAN, PROMISE TO SERVE GOD AS A TRUE CHAMPION. I WILL READ MY BIBLE. I WILL PRAY EVERY DAY. I WILL ATTEND SUNDAY SCHOOL TO SHOW THE LORD HOW MUCH I LOVE HIM.

THE OLYMPIC COACH/TEACHER OATH

I, A CHRISTIAN TEACHER PROMISE TO SERVE GOD AS A TEACHER OF THE GOSPEL TRUTH. I WILL READ MY BIBLE. I WILL PRAY EVERY DAY. I WILL ATTEND SUNDAY SCHOOL. I WILL TEACH EVERY CHILD ABOUT JESUS. I WILL BE FAITHFUL IN MY OLYMPIC TASK.

OLYMPIC TORCH

Place your torch in the center of the circle. Each student and one teacher to light the flame each week. Each week during Sunday School hour.


PREVIEW PROGRAM ONLY
NOT FOR USE
PLEASE PURCHASE

...ING
...THE GAMES BEGIN!"



EXPLAIN EACH ACTIVITY CENTER


OLYMPIC VILLAGE OPENING



Every week we will gather in the OLYMPIC VILLAGE to get ready for our events. Arrive on time because you never know what will happen!

GOLD MEDAL CHAMPIONS -STORY TIME!

Every week you will hear the story of a great Bible Champion. These men and women loved God so much they became the best believers they could be. If we could give them an award, we would give them the highest honor of a modern olympian-THE GOLD MEDAL! You can become Gold Medal winners if you learn to live out what God expects of His followers.



SILVER SPORTS

STADIUM-GAMES



When athletes compete, they gather in a great arena with an outer track for races and an infield where feats of skill take place. Come every week to compete in our version of the Olympic games.

-SNACKS


Visit this for a delicious to take home

TEAM KITCHEN

ARTS/CREATIVITY/CRAFTS

Activities take place. Could be in God's Word or a neat craft

PREVIEW PROGRAM ONLY NOT FOR USE PLEASE PURCHASE



WILD AND WACKY SUNDAYS

Announce occasionally that next Sunday will be a “Wild and Wacky” Sunday. Tell students (and parents) to bring or wear what you tell them. Be sure to take pictures to preserve the memory. Here are some wild and wacky options:

Crazy Hat Day. Wear your favorite fun hat. Decorate it to make it wilder.

Red Sock Sunday. Wear one or two red socks. They don’t have to be your own. Socks do not have to fit and you do not necessarily have to wear them on your feet!

Stuffed Animal Day. Bring your favorite “*unlive*” pet. Line animals in a hallway.

Barefoot Day. Come prepared to take off shoes and socks. No smelly feet please!

Popsicle Day. Come and have a wild and wacky popsicle—on us!

Backwards Day. Wear all your clothing backwards—just for Sunday School!

Inside Out Day. Wear your clothing inside out—just for Sunday School!

Wear your favorite T-Shirt.

Wear something that does NOT go together.

Bring a Friend. Served after Sunday School and Church.

Publicize the event in advance. Announce it in the church bulletin to encourage participation. Because of the unique nature of the program, students should wear normal “*dress up*” church clothing. Parents need to be encouraged to support their children’s participation.



OLYMPIC SCHEDULE



Telephone potential staff and ask them to volunteer for a specific task on a specific date. Explain each job so there is no doubt about what is expected. Once they agree to teach, write name and telephone number on the appropriate schedule sheet. If they are bringing supplies, remind them during your telephone call a few days before their Activity Center.

PLAN SNACKS. To avoid confusion, plan snack menus before the series begins. It is easy to carry through on a weekly basis if the decisions are made in advance.

PLAN CRAFTS. Decide which craft projects are desired from the list in the curriculum. Tell volunteers where to find their project supplies. Encourage them to make a sample. Keep time limits in mind when choosing projects. Some projects can be carried over 2-3 weeks if desired. **ORDER SUPPLIES EARLY!!!**

COMMUNICATE
a folder with
them a clear

SUBSTITUTE
These won't
old saying,

PREVIEW PROGRAM ONLY
NOT FOR USE
PLEASE PURCHASE

master copy of the curriculum. Give each teacher a lesson plan. Include teacher information to give

the teachers in case of illness or forgetfulness. Communicate to each sub the lesson quickly. Communicate to each sub the *on a moment's notice.*"



TIPS FOR USING THIS SCHEDULE



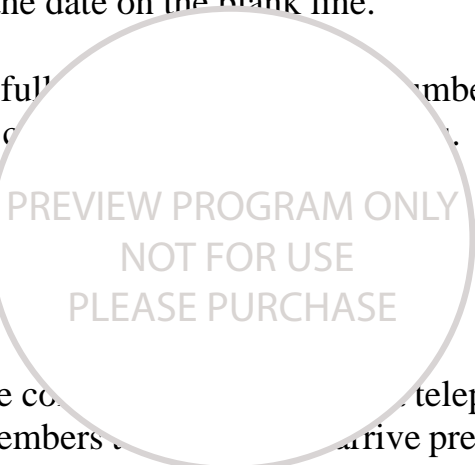
The schedule is a tool to make organizing this program easy. Fill the teaching slots completely before Week #1.

Avoid the temptation to fill in names for the second half at a later date. Speak to each teacher and assistant personally.

The program may be carried out by one person in each area but if assistants are available, give them responsibilities.

Volunteers may choose to teach more than one Sunday or may desire to teach all summer. That's good news. Use your talented team however they agree to help.

1. Place the date on the blank line.
2. Fill in full names of each teacher and assistant. This makes communication easier. Post the schedule near your telephone.
3. Give to each person a reminder of their responsibility. Highlight their schedule. Communicate the date and Activity to the Center.
4. Use the calendar for telephone reminder during the week. Call staff members to arrive prepared for the day's lesson, snack, craft or musical activity.



SUMMER SUNDAY SCHOOL OLYMPICS SCHEDULE

___ WEEK #1: **AN OLYMPIAN BELONGS TO GOD**
-NICODEMUS AND A JAILER

GOLD MEDAL CHAMPIONS:
SILVER SPORTS STADIUM:
BRONZE TEAM KITCHEN:

___ WEEK #2: **AN OLYMPIAN IS STRONG--SAMSON**

GOLD MEDAL CHAMPIONS:
SILVER SPORTS STADIUM:
BRONZE TEAM KITCHEN:

___ WEEK #3: **AN OLYMPIAN IS BRAVE--ESTHER**

GOLD MEDAL CHAMPIONS:
SILVER SPORTS STADIUM:
BRONZE TEAM KITCHEN:

___ WEEK #4: **AN OLYMPIAN IS HONEST--JOSEPH**

GOLD MEDAL CHAMPIONS:
SILVER SPORTS STADIUM:
BRONZE TEAM KITCHEN:

___ WEEK #5: **AN OLYMPIAN IS TRUE--RUTH**

PREVIEW PROGRAM ONLY
NOT FOR USE
PLEASE PURCHASE

___ WEEK #6: **AN OLYMPIAN IS A LEADER--DAVID**

GOLD MEDAL CHAMPIONS:
SILVER SPORTS STADIUM:
BRONZE TEAM KITCHEN:



___ WEEK #7: **AN OLYMPIAN IS A FRIEND--JONATHAN**

GOLD MEDAL CHAMPIONS:
SILVER SPORTS STADIUM:
BRONZE TEAM KITCHEN:

___ WEEK #8: **AN OLYMPIAN IS FAITHFUL--MARY**

GOLD MEDAL CHAMPIONS:
SILVER SPORTS STADIUM:
BRONZE TEAM KITCHEN:

___ WEEK #9: **AN OLYMPIAN FINISHES THE RACE--PAUL**

GOLD MEDAL CHAMPIONS:
SILVER SPORTS STADIUM:
BRONZE TEAM KITCHEN:

___ WEEK #10: **AN OLYMPIAN IS A SURVIVOR--PETER**

GOLD MEDAL CHAMPIONS:
SILVER SPORTS STADIUM:
BRONZE TEAM KITCHEN:

___ WEEK #11: **AN OLYMPIAN PRAYS--DANIEL**

GOLD MEDAL CHAMPIONS:
SILVER SPORTS STADIUM:
BRONZE TEAM KITCHEN:

___ WEEK #12: **AN OLYMPIAN IS SMART--RAHAB**

GOLD MEDAL CHAMPIONS:

PREVIEW PROGRAM ONLY
NOT FOR USE
PLEASE PURCHASE


___ WEEK #13: **AN OLYMPIAN IS A HERO--REMONIES**



GOLD MEDAL CHAMPIONS STORY TIME

DECORATIONS

*Begin with an empty room.
Students do not need tables or chairs.
Choose from these accessories
and create your own golden room.
Use as many ideas as possible
from the DECORATING section.*



SIGNS: Spray paint large cardboard stars gold. Scatter on all walls. Print the memory verses on some of the stars. Print the names of all the champions on other stars.

GOLD MEDAL CHAMPIONS SUMMER SUNDAY SCHOOL OLYMPICS

LIGHTS: String white twinkle lights around the room. Add small spotlights on the floor. Any subdued, offbeat lighting will create interest.

STORY CENTER: Focus attention on one corner of the room where the story is told. Place a large chair as the centerpiece. Drape gold fabric behind the chair and set large plants behind and beside the chair. Place floor pillows around the area and encourage students to sit on them or lean on them. Place a gold fabric pillow on each large pillow in gold fabric.

FAN: Place a fan in the room. Circulate low speed air through the room and cool the students.

PREVIEW PROGRAM ONLY
NOT FOR USE
PLEASE PURCHASE

VERSE

The scripture for the **BRONZE TEAM KITCHEN** but take time to introduce the students.


THE BIBLE LESSON

Teach the same material to separate Activity Center groups. Take your time and enjoy the students. Involve the group by interacting with the material using simple activities. If time remains, quiz the students on the information presented.



SILVER SPORTS STADIUM GAMES

Choose a large indoor or outdoor area where games may be played. Check the weather and be sure the outdoor area is away from traffic.



DECORATIONS

Follow the suggestions in the section titled DECORATIONS. Use ideas which can be adapted easily in a large room. You may not feel the need to decorate since students will be playing games which need more space. However, consider stringing colorful banners around the area.

Make large cardboard stars and spray paint them silver. Scatter the silver stars on the walls. Print SILVER SPORTS STADIUM on several large stars.

FLAGS. Fly as many banners and flags as possible. They may be plain and homemade or they may be national flags. You decide.

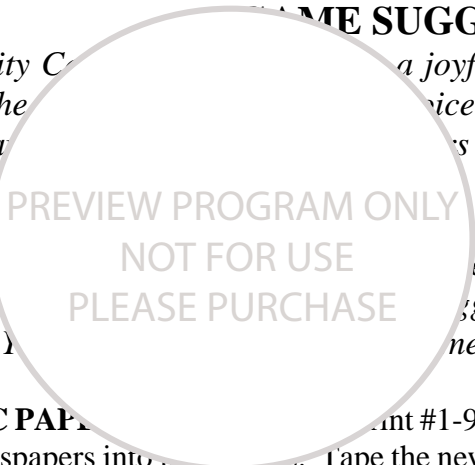
OLYMPIC MEDALS. Spray paint gold, silver and bronze paper cake plates—front and back. Attach a long ribbon to the back so that the medals look like necklaces. Winners take home their medals.

GAME SUGGESTIONS

This Activity Can Be Done Indoors or Outdoors. It is a joyful expression of faith expressed through games. The weather is your friend! Choose activities before the program begins to allow students to choose according to their skills and desires.

Enjoying the Olympics with the students and the leaders. What better way to get acquainted with the students and leaders together. Choose games that last about 15 minutes. Use the suggestions and feel free to add your own favorites. Play one in a 15 minute session!

OLYMPIC PAPER PUTTING. Print #1-9 on separate paper plates. Make “putters” by rolling newspapers into a tube. Tape the news paper with masking tape. Purchase wiffle balls or sponge balls. Students begin at plate #1 and work their way to plate #9 in as few strokes as possible. The size of the course depends upon available space indoors or outdoors.



OLYMPIC DODGE BALL. Bunch up the students in a circle. One person gets on each side of the circle and rolls a ball through the center of the circle to tag the players. The players in the circle try to dodge the ball. When a player is tagged, he has to sit down outside the circle.

OLYMPIC DISCUS TOSS. Students line up to see how far they can toss a frisbee. When they toss it, they must run to their spot and stand while others toss. The student standing farthest from the starting line wins gold, second wins silver and third wins bronze.

OLYMPIC BLIND FIND. Blindfold each player. Toss cotton balls on the floor all over the area. Students must find as many as possible in a 3 minute time limit. Provide enough cotton balls so that everyone will be able to find a few. Place cotton balls in a plastic sandwich bag as they find them. Count the balls at the end of the game. If time permits, play twice. Award medals to the top three winners.

OLYMPIC SNACK OF COURAGE. Serve mystery foods to blindfolded students. Will they be brave enough to sample the unknown snack? Serve a taste of pickle, ketchup, fruit, chocolate, milk, salt or any food in your refrigerator. Place each sample in a paper cup. Spoon fee each student with a separate plastic spoon.

OLYMPIC BUBBLE GUM BLOW. Give players several pieces of bubble gum. Seat the group on the floor in a circle. Allow a few minutes to chew gum and practice making the biggest bubbles they can. The game is to let each one blow the biggest bubble they can. Let the group decide the top three winners. If younger students cannot blow bubbles, let them chew gum and teach them how to do it. If anyone blows a bubble of any size, award a medal to that student.

OLYMPIC S Wash hands! Seat the group in a tight circle with large bowls of Fruit Loops in the middle. When you clap your hands, each student feeds the person to their right while the person to their left feeds them. Have fun eating and practicing perfect synchronization. *Right, to the right, to the left, feed yourself, feed people on either side* and faster. Provide plenty of cereal so the students have full mouths.

Food Run: Team up in pairs. One student opens their mouth while the other tosses cereal. The goal is a successful catch by the other student. They may move as necessary to catch the cereal. Provide lots of space so students do not run into each other.



OLYMPIC SWIMMING RACES. THESE RACES ARE BEST HELD OUTDOORS!

Spoon Race: Supplies: 2 bowls of water, 2 chairs, 2 empty clear jars, 2 large spoons. Fill a bowl with water and place it on a chair at the starting line. Place 2 chairs at the finish line with empty clear jars on them. Divide the group into two teams and give each team one tablespoon. Each team runs a relay to the empty jar of their team with a tablespoon of water. They may walk or run but they must be careful not to spill the water. The team with the most water in their jar wins at the end of the time limit (*you choose the time*). The game may be repeated several times.

Holy Swimming Race: Supplies: 2 large containers filled with water, 2 empty containers, 2 paper/plastic cups with holes punched along the bottom rim. Teams race their leaking cup filled with water to the empty container. The winning team has the most water in their container at the end of the time limit (*you choose the time*). They must hurry to get water into the empty container! Expect kids to get wet! Bare feet would be fun—but not necessary.

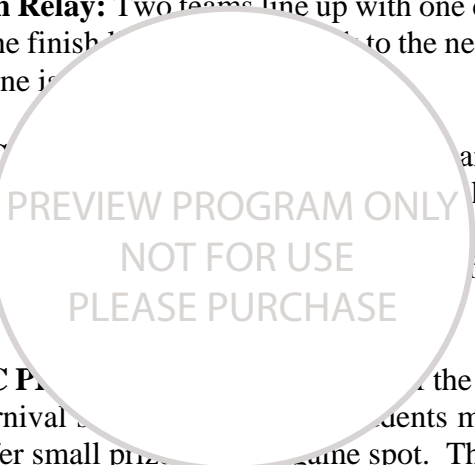
OLYMPIC MARATHON. Supplies: Several small household items for each team to stack. This race includes stacking and carrying while racing to the finish line. Each team takes turns sending members along the race course carrying a variety of household items. Use whatever you have handy. (*Plastic cups and saucers, utensils, trays, books, towels, bowls, pans.*) The first team to have each member run the course must sit down to be declare marathon winners.

OLYMPIC DIVING. Supplies: Containers with narrow tops, three clothes pins per jar. Set up several containers. Students stand above their container and drop 3 clothes pins into it. To make the event more difficult, blindfold the student and have a team member direct the drop.

Clothes Pin Relay: Two teams line up with one clothes pin. The object of the race is to carry the pin to the finish line and pass it to the next player. First team to get all players across the finish line is the winner.

OLYMPIC OLYMPIAN. Set up an obstacle course where students must run, jump, crawl, or perform a quick activity. This can be done individually or in teams. Time each effort on from the “stands”. Prizes may be awarded by paper with their time on it. Prizes may be awarded by...

OLYMPIC P... In the series, choose five favorite events. Set them up in a carnival style. Students may move from one event to another as they desire. Offer small prizes for a game spot. This may be done more than one week.



BRONZE TEAM KITCHEN SNACKS/SCRIPTURE/CRAFTS

This Activity Center is designed to last 12-15 minutes. Serve quick snacks and teach a scripture verse. Three groups will rotate to the center each week. Serve snacks as suggested in the curriculum or create your own fun snacks. Do not feed an entire meal. Instead, offer a tasty treat as they talk and learn their scripture verse. And, choose a craft project as a change of pace every few weeks.



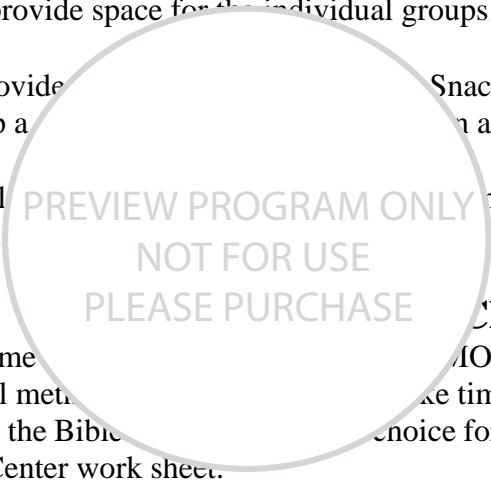
DECORATION

Set up a SUMMER SUNDAY SCHOOL OLYMPIC VILLAGE DINING HALL. This is the place where top notch athletes gather to relax. Follow the general curriculum suggestions and design your own dining hall. Set up long tables with Olympic styled centerpieces. Choose flags or patriotic decorations from the USA found in local stores or catalogs.

Tables must be bare for the weeks when students complete a craft project. Set up only enough tables to provide space for the individual groups.

Trays: Provide _____ Snacks may be served cafeteria style with students picking up a _____ area.

Signs: Fill _____ signs. Print each scripture verse on a large sign and attach _____




SCRIPTURE VERSE

Follow some _____ MEMORY VERSE ACTIVITIES sheet or make up an original memory verse _____ time to review each week. Print verse on large stars. Use the Bible _____ choice for memorization. Each verse is printed on the Activity Center work sheet.



SNACKS



Choose from our list of popular snacks or develop your own refreshments to be served each week as student work to memorize their verse. Do not plan an entire meal. This center is designed as a quick food break.

Do not be held hostage to students who dislike the treat. Resist the temptation to provide alternative snacks. If someone does not like what is served say, "Maybe you will enjoy next week's treat. Can I get you a glass of ice water?"

Never announce "Next week's treat". Some students base their attendance on whether or not they like that food. Surprise is best! The only alternative snacks should be for students who have health/allergy problems and their parents should explain dietary restrictions.

OLYMPIC FRUIT TREATS

BOXING BANANAS: Dip fresh banana slices into melted chocolate. Place on waxed paper and refrigerate overnight. If desired, roll in crushed walnuts before chilling. (*Ask about peanut allergies first.*)

ROWING ROCKS! FRUIT SALAD! Mix canned fruits and a few fresh fruits (*bananas, apples*). Chill and serve.

GYMNASTICS! Mix canned mandarin oranges (drained) mixed with mini marshmallows. (*Be careful—Some children do not like coconut.*)

ATHLETIC! Mix fresh sweet oranges. Cut slices in half and pull the seeds out. (*Make a "fruit mile"*).

JUMPING! See fruit and fruit dessert recipes.

ARCHERY APPLES! Bake one half peeled apple into a square of pastry dough. Bake until golden brown. Serve with vanilla ice cream or cinnamon sauce or plain. Make one apple dumpling per student.

PREVIEW PROGRAM ONLY
NOT FOR USE
PLEASE PURCHASE



SNACK SIDES

CHEESE AND CRACKERS. Serve a variety of cheese, crackers with any fruit.

MARSHMALLOWS. Place a basket of large or mini marshmallows in a basket. Students may choose to place one or more alongside their fruit snack.

FRESH VEGGIE PLATE. Offer a variety of fresh cut vegetables with dip. Kids usually like celery, carrot sticks and cherry tomatoes. Add olives and mini pickles as desired.

PEANUT BUTTER AND JELLY. Make sandwiches and cut into four squares or diamonds.

POPSICLES. Serve icy, refreshing popsicles on an especially hot day. Sit outside to eat them.

RICE KRISPIES TREATS. Make kid friendly favorites following the directions on the cereal box and top with a combination of favorite fruits.

BREAKFAST TREATS

BREAKFAST JUMBLE. In a 9 x 13 sprayed pan, place torn bread. Cover the bread with a mixture of 6-8 eggs, milk, cooked sausage or cubed ham or crumbled bacon. Add shredded cheddar cheese and optional ingredients: diced onion, salt and pepper, diced green pepper. Pour mixture over bread and refrigerate overnight. Bake in 350 degree oven approximately one hour. Cut into small squares and serve warm with fruit juice.

POP TARTS. Toast in toaster and serve warm. Provide a variety of flavors cut in several pieces and served with cold milk.

LEGGO WAFFLES. Leggo waffles are a kid favorite. Serve with syrup, butter and milk. Or....waffles with syrup, butter and milk or pancakes? Give it a try!

DOUGHNUTS. Buy doughnuts cut in half for smaller appetites or buy the smaller doughnuts. Offer a variety of flavors.

EGGY MUFFINS. Buy egg muffins cooked your favorite way, slice of ham cut wafer thin, slice of cheddar cheese, slice of ham cut sandwich in half and serve with milk or juice.

BEVERAGES

Choose a variety of beverages to be served throughout the series. Consider orange juice, apple juice or grape juice. Offer cold milk, chocolate milk and even hot chocolate with marshmallows. Ice water should be available at all times.



MEMORY VERSE FUN

Choose a memory game from this list. Encourage students to learn the weekly scripture. Vary activities from week to week. Repeat games the students especially enjoy. Offer a small reward for successful memorization and individual effort. Keep track of the verses each student learns and present special awards at the end of the quarter. Weekly prizes may be awarded as desired.

FILL IN THE BLANK. Print individual words on separate 3 x 5 cards. Place the cards in proper order on the table. Remove one card as the students say the verse aloud. Keep removing cards until they can say the verse without assistance. Ask individuals to repeat the verse aloud from memory.

FOLLOW THE BOUNCING BALL. Bounce a large ball around the circle and say the verse aloud. Each bounce represents one word in the verse. Once the verse is memorized, toss the ball to individual students who say the verse aloud.

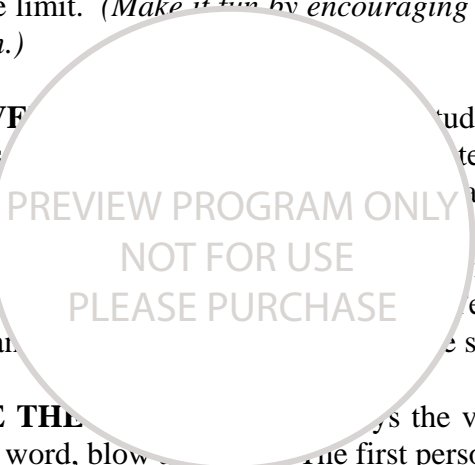
ERASE A WORD. Print the verse on a chalkboard. Students erase one word of their choice. The group repeats the verse until it is memorized.

UNSCRAMBLE THE VERSE. Print each word on 3 x 5 cards. Mix up the cards. Give one card to individual students and ask them to place the words in proper order by lining up in a certain time limit. *(Make it fun by encouraging others to mix them up by shouting incorrect information.)*

CIRCLE VERSE. Print the verse on a large sheet of paper. Have one student seated around the table. Point to a student who must say the verse. The student says the verse letter by letter until it sounds like one person saying the verse. Ask the student to say the verse aloud once it is memorized.

RELAY C. Print the verse on a large sheet of paper. Once the verse is memorized, line up two teams. Stand at one end of the room. The first team says the verse and the second team figure out the verse and send one person to tag you and the second team has a chance to say the verse.

WHISTLE THE VERSE. Print the verse on a large sheet of paper. The teacher says the verse omitting one word. When the teacher reaches the word, blow the whistle. The first person to fill in the blank gets one point.



WEEK #1: GOLD MEDAL CHAMPIONS STORY TIME

AN OLYMPIAN BELONGS TO GOD ...NICODEMUS AND A JAILER

MEMORY VERSE: *“Believe in the Lord Jesus Christ and thou shalt be saved.”* Acts 16:31

WELCOME!

Welcome to The Summer Sunday School Olympics! We are going to have a wonderful summer hearing stories about champions from God’s Word, the Bible. Our stories will be of real people who lived during Old Testament times and a few who lived during New Testament days. Some knew Jesus personally. Others were getting ready for their Messiah to come. Get ready to learn many things about living a wonderful life as a believer in Jesus.

How many of you enjoy watching the Summer Olympics on television? Every four years athletes from the nations of the world gather to show off their skills. They can run faster, jump higher and swim swifter than the rest of us. To honor these qualities, the best of the best are awarded gold, silver and bronze medals. You may think you will never get to the Olympics.

What you may not know is that you are in a race—a Christian race—that requires you to be just as talented as any famous young Olympian. Do you have Christian Olympian qualities? **STRONG, BRAVE, HONEST, TRUE, A FRIEND, FAITHFUL, SINCERE, A WARRIOR and CLEVER!** We are going to learn how to run this race.

PREVIEW PROGRAM ONLY
NOT FOR USE
PLEASE PURCHASE

SECTION

Rules, rules, rules! There are a long list of “do’s” and “don’ts”. When you are an Olympic athlete, they must follow to get their bodies into tip top shape. You must follow the Olympic rules to drive you crazy. Rules are meant to protect you and your fellow athletes.



1. Name every day rules you know are good for you but find hard to follow.

- BRUSH YOUR TEETH AFTER EVERY MEAL.
- WASH YOUR FACE AND HANDS BEFORE YOU EAT.
- CLEAN YOUR BEDROOM.
- BE POLITE TO OLDER PEOPLE.
- DO NOT SWEAR.
- DO NOT BE A BULLY.

When Olympic athletes train they have a list of training rules they must follow to get their bodies into tip top shape. Each athlete has an experienced coach. Listen to the coach and win. Ignore the coach's advice and lose the prize. It's really all up to the athlete.

2. Name rules athletes follow in order to win a gold medal in the Olympics?

- PRACTICE YOUR SPORT EVERY DAY.
- DO NOT TAKE DRUGS OF ANY KIND.
- GET PLENTY OF REST.
- EAT THE VERY BEST FOOD.
- LISTEN TO THE COACH!

3. Name rules Christians follow in order to serve Jesus.

- BELIEVE IN THE LORD JESUS CHRIST
- ...Everything else we do because we love Jesus!



AN OLYMPIAN BELONGS TO GOD: NICODEMUS AND A JAILER

There is one way to get into the Christian Olympics—you must belong to God. Every baby is created by God but not every one becomes a child of God. God made the rules He wants us to follow. We make the choice. Take God's rules as an athlete follows the rules for his specific sport.

PREVIEW PROGRAM ONLY
NOT FOR USE
PLEASE PURCHASE

**GOD'S RULE #1:
SEE GOD AS YOUR PERSONAL SAVIOR!**

**GOD'S RULE #2:
SEE GOD'S RULE #1!**

...at two Bible encounters to explain GOD'S RULE #1. Then you will understand exactly how to start your own Christian Olympic race to heaven!



FROM JOHN 3: Perhaps Nicodemus was afraid to be seen with Jesus....and yet he respected Jesus. So he met Him late at night and said, "We all know you are a teacher straight from God. No one could do all the Godly things you do if God weren't in on it." Interesting comment coming from a guy who was a member of the Jewish ruling council. Those guys thought Jesus was dangerous and crazy.

Jesus said, "Right you are, Nicodemus. Take it from me: Unless a person is born again, it is not possible for that person to go to heaven."

"Born again?" Nicodemus was confused. No one can become a baby again once they are full grown. Anyone knows that. What was this interesting man talking about?

Jesus patiently explained that God created an escape from sin for anyone who would accept the plan. It was a lot like being born again—becoming a new person—beginning again—making a fresh start! Could He make Nicodemus understand?

"It's like this", said Jesus. *"Everyone is born the first time the normal way with the help of two parents. God said that each person must also be born of His Spirit in order to go to heaven. He made a way through Jesus."*

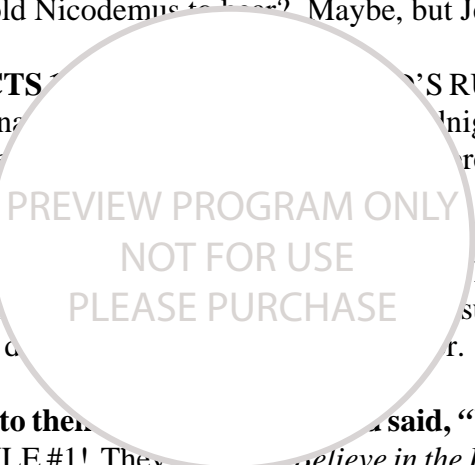
"For God so loved the world that he gave his one and only Son, that whoever believes in him shall not perish but have eternal life." (John 3:16 NIV)

Nicodemus must have looked puzzled. Jesus explained more. God didn't send his Son into the world just to tell everyone how bad they are. He came to put the world right again. Anyone who trusts in him is saved. Anyone who refuses has made the choice to side with Satan. Hard words for old Nicodemus to hear? Maybe, but Jesus was telling the truth.

FROM ACTS 16: **GOD'S RULE #1** one night when Paul and Silas, Jesus' first missionaries, were in jail that night, while the men were singing praise songs to God, an earthquake occurred. The doors were thrown open and their chains were broken.

The jailer was terrified and he was about to kill Paul and Silas if all the prisoners disappeared. He drew his sword to kill them when Paul shouted, "Don't do it! We are all here!" When the jailer heard Paul's message these men were in jail for and he saw what a Christian they were, he said, "What must I do to be saved?"

He rushed to them and said, "What must I do to be saved?" Here it comes, **GOD'S RULE #1!** They said, "Believe in the Lord Jesus and you will be saved!" The jailer gratefully received Christ as his Savior. His whole household was saved that night too and everyone was baptized as proof of their new life.



CONCLUSION

So there you have it. GOD’S RULE #1 was true when Jesus explained it to Nicodemus. It held true for the jailer and it is still true today. *“Believe in the Lord Jesus Christ and YOU will be saved.”*

Have you ever asked Jesus to become your Savior? It’s the first step on the journey of a lifetime. The journey ends beyond the gates of heaven—God’s kingdom. If you have not asked Jesus into your life, join the race today. Pray with me:

Dear Lord: I just figured it out. You came to earth and died to save me from my sin. I know I am a sinner and I need You. Please forgive my sin and come into my life. I want to get into the Christian race and follow GOD’S RULE #1. I believe You died and rose from the grave for me. I believe you will always be with me as I run toward You. In Jesus’ Name, Amen.

Now! You are a Christian Olympian. This is the most important decision you will ever make. There are other Bible champions that followed God too. Come every week to hear about them!

CLOSE IN PRAYER.



PREVIEW PROGRAM ONLY
NOT FOR USE
PLEASE PURCHASE



WEEK #1: SILVER SPORTS STADIUM

AN OLYMPIAN BELONGS TO GOD -NICODEMUS AND A JAILER

SCRIPTURE VERSE

Believe in the Lord Jesus Christ and thou shalt be saved.

Acts 16:31

GAME

Choose one or more games from the curriculum list.

INSTRUCTIONS

PREVIEW PROGRAM ONLY
NOT FOR USE
PLEASE PURCHASE



WEEK #1: BRONZE TEAM KITCHEN

AN OLYMPIAN BELONGS TO GOD -NICODEMUS AND A JAILER

SCRIPTURE VERSE

Believe in the Lord Jesus Christ and thou shalt be saved.

Acts 16:31

SNACK/CRAFT

Choose a snack or craft from the curriculum list or create your own.

Teach today's scripture verse.

INSTRUCTIONS

PREVIEW PROGRAM ONLY
NOT FOR USE
PLEASE PURCHASE



WEEK #2: GOLD MEDAL CHAMPIONS STORY TIME

AN OLYMPIAN IS STRONG...SAMSON

MEMORY VERSE

“When I am weak, then I am strong.”

II Corinthians 12:10 b

INTRODUCTION

SUPPLIES: Telephone Book

Let me see your muscles! When you think of being strong, what do you think of doing? (*Lifting, running, beating up a bully, not crying when you really feel like crying.*)

Can you tear this telephone book in half? (*Let them try. Keep the book closed and give no hints. If someone figures it out, congratulate them.*) Do you think I am strong enough to tear this huge book in two? Well, I can and I’m going to prove it! (Open the telephone book, tear off only tiny corner of one page.)

AN OLYMPIAN IS STRONG: SAMSON



JUDGES 16: The Bible tells us the adventures of a strong man named Samson. He could have won many gold medals in the Olympics because he was the strongest man who ever lived. He was so strong that when he discovered a lion killing sheep, he killed the lion with his bare hands!

Samson was born into a family who loved God. He was a Nazirite which meant he was dedicated. Nazirites were devoted to God and followed strict rules. They avoided certain foods, wore odd clothing and grew their hair long. It was a secret that Samson would keep his unusual strength for his whole life. How long do you think his hair was by the

Oh, by the way, I have a secret. His enemies decided to trick him into telling. The secret was that he had to let Delilah, to ask him. “*Tell me, darling. The secret of your strength is in your hair. If you let me tie it up and humbled.*” The first time, he lied to her. He said, “*My strength is in the seven fresh cords, then I would become weak like anyone else.*” Of course, she was tricked but Samson broke through the cords easily.



Delilah batted her eyes at him and said, “You’re playing games with me, teasing me with lies. Tel me how you can be tied up.” He said, “If you wove the seven braids of my hair into the fabric on a loom, then I would be caught.” She did it and he escaped again.

Day after day, Delilah nagged and tormented him. Finally, he was fed up. He couldn’t take it another minute. He spilled the beans! “A razor has never touched my head. I’ve been God’s man since I was born.” Wicked Delilah called his enemies who cut off his hair. He was as weak as any other man, just as he predicted.

Samson’s story ends sadly. His enemies poked out his eyes and tied him to a grinding wheel to grind grain like an animal. Samson asked God to forgive him and God did. Samson’s life would never be the same again and he knew it. As his hair began to grow, he asked God to give him strength just one more time.

God said yes and gave Samson enough strength to pull down an entire building with all his enemies in it. He was tied to two columns so they could make fun of him during a party. “Let me die with my enemies”, he cried. He killed every one of them but he died too.

CONCLUSION

Samson was a champion. He served God for many years but he wanted his own way and got mixed up with evil people. What lessons do we learn from Samson’s sad tale? (Place each lesson on the strong arms included with the lesson plan.)

1. Choose friends carefully.
2. Obey God.
3. Use your strength for God’s glory.
4. Ask God to forgive your sins.
5. When you need strength, ask God.

Today’s men ... If we are weak, we cannot possibly be strong at the same time. Paul says in 1 Corinthians 13:12, “We know in part and we prophesy in part, but when the perfect comes, the partial will be done away.” Paul says in 1 Corinthians 13:12, “We know in part and we prophesy in part, but when the perfect comes, the partial will be done away.”

Paul says it ... **our strength that we truly become strong.** Christians have to imagine...and it all comes from God! It is only when we admit weakness that we can appreciate the strength of Jesus in every situation.

CLOSE IN PRAYER.





PREVIEW PROGRAM ONLY
NOT FOR USE
PLEASE PURCHASE

WEEK #2: SILVER SPORTS STADIUM

AN OLYMPIAN IS STRONG ...SAMSON

SCRIPTURE VERSE

When I am weak, then am I strong.
II Corinthians 12:10b

GAME

Choose one or more games from the curriculum list.

INSTRUCTIONS

PREVIEW PROGRAM ONLY
NOT FOR USE
PLEASE PURCHASE



WEEK #2: BRONZE TEAM KITCHEN

AN OLYMPIAN IS STRONG -SAMSON

SCRIPTURE VERSE

When I am weak, then am I strong.
II Corinthians 12:10b

SNACK/CRAFT

Choose a snack or craft from the curriculum list or create your own.
Teach today's scripture verse.

INSTRUCTIONS

PREVIEW PROGRAM ONLY
NOT FOR USE
PLEASE PURCHASE



WEEK #3: GOLD MEDAL CHAMPIONS STORY TIME

AN OLYMPIAN IS BRAVE ...ESTHER

MEMORY VERSE: “When I am afraid, I will trust in You.” Psalm 56:3

INTRODUCTION

OPTION: Bring a crown or tiara and let students try it on.

Many athletes are afraid they are not good enough to compete in the Olympic games. Only the best and the bravest try, even though they might fail to win a medal.

Our champion today is a brave Queen who risked everything, including her life, to save the people she loved. Esther was the most beautiful girl in the country and was chosen to be the wife of the king. She was a Jewish girl but the king didn’t know that. She wore a crown like this but she was beautiful inside and outside. She did not need a crown to complete her beauty. (Allow the students to try the crown. Ask them how it feels? Does it make them feel brave, important, beautiful, fearful, silly.)

AN OLYMPIAN IS BRAVE: ESTHER



PREVIEW PROGRAM ONLY
NOT FOR USE
PLEASE PURCHASE

FROM THE BOOK OF ESTHER: King Xerxes had an evil man working for him who hated the Jewish people and wanted to see them destroyed. This man hated the Jews because Mordecai, who happened to be his cousin, refused to bow to him. He told the king there was a large number of people scattered across the kingdom that did not have the king’s permission to have them destroyed. The king was angry. Can you imagine that?

That night, what the king had been reading the official records of the kingdom, he discovered that Mordecai was responsible for saving the king. He asked Haman, “What would you do if you were in charge of who pleased the king?”



Of course, Haman thought the king was talking about him! “Oh king, I would put the king’s crown on his head and dress him in royal robes. I would put him on the king’s favorite horse and have an important official lead the horse through the city shouting, ‘This is what happens to the man the king desires to honor!’ Yeah, that’s what I’d do.” The king smiled and said, “Good idea, Haman. You go out and do that for Mordecai.” And a very angry Haman did just that. **Can you imagine that?**

Now, if you wanted to talk to the king you had to get special permission or wait for the king to say he wanted to talk to you. Even the beautiful Queen Esther was not allowed to see him. When Uncle Mordecai told Esther about Haman’s terrible plan, she dressed in her most beautiful outfit and went to see the king. If the king was in a bad mood, he could say, “I didn’t call for you, Esther. Now you must die.” Even if Esther was very frightened, she didn’t show it. She put on her bravest face and stood before the king. **Can you imagine that?**

“Dear Esther,” he said. “What can I do for you today?” Whew! She must have caught him on a good day. Esther invited the king to a small dinner party along with his friend, Haman. Old Haman was proud to be included in the king’s small circle of friends. He was so sure of himself that he had a gallows built so he could hang Mordecai. **Can you imagine that?**

Brave Esther was not about to let that happen and she was not about to let her people be killed. At a second dinner party, she told the king about Haman’s evil plot. She confessed that she was Jewish and would be killed with her people. She even told him about the gallows in Haman’s courtyard that was meant to hang Mordecai, hero to the king. The king was in shock. His trusted friend had betrayed the queen. He was so angry that he ordered Haman to be hanged on his own gallows. **Can you imagine that?**

Trouble was not over yet. Even the king could not cancel his signed order so he signed another order telling his soldiers that when his soldiers came to kill them, they could use any weapon available. And they did! **Can you imagine that?**

We don’t know what happened to Mordecai, brave Esther and the king after that. However, **Can you imagine that?**

People was... USION
to protect us a... e need it. No matter where you are, you are safe
when God is wi... at?

CLOSE IN PRAYER.



WEEK #3: SILVER SPORTS ARENA

AN OLYMPIAN IS BRAVE ...ESTHER

SCRIPTURE VERSE

When I am afraid, I will trust in You.

Psalm 56:3

GAME

Choose one or more games from the curriculum list.

INSTRUCTIONS

PREVIEW PROGRAM ONLY
NOT FOR USE
PLEASE PURCHASE



WEEK #3: BRONZE TEAM KITCHEN

AN OLYMPIAN IS BRAVE ...ESTHER

SCRIPTURE VERSE

When I am afraid, I will trust in You.

Psalm 56:3

SNACK/CRAFT

Choose a snack or craft from the curriculum list or create your own.

Teach today's scripture verse.

INSTRUCTIONS

PREVIEW PROGRAM ONLY
NOT FOR USE
PLEASE PURCHASE



WEEK #4: GOLD MEDAL CHAMPIONS STORY TIME

AN OLYMPIAN IS HONEST ...JOSEPH

MEMORY VERSE: *He who speaks truth in he heart will never be shaken.* Psalm 15:2

INTRODUCTION


Have you ever done something wrong and then lied about it because you were afraid of what would happen if you told the truth? Would you like to share your story?

OH WHAT A TANGLED WEB WE WEAVE,
WHEN FIRST WE PRACTICE TO DECEIVE.

You are not the only person to feel that way. Sometimes it is difficult to tell the truth. As hard as it is, it is important to tell the truth all the time. It is called HONESTY. Our champion, Joseph, was an honest man and one time it got him into a great deal of trouble.

AN OLYMPIAN IS HONEST:

JOSEPH



Joseph was a young man who loved the Lord very much. He had twelve brothers who hated him because their father loved him best. That is not wise for any parent to do. His love should have been spread equally between all his children. Joseph did not add to the situation in a good way. He was a man of dreams that showed him as the leader and all his brothers were jealous and angry. They threw him out of the house and were not allowing to him. Boy, did that steam those guys!

What happened when his father had a coat of many colors made for Joseph. His brothers were jealous and angry. They threw him into a pit and sold him into slavery to a caravan of merchants headed for Egypt. He was sold to a man named Potiphar. One day he was attacked by a wild animal and he was killed. His brothers told their father his favorite son had been killed and he dipped his beautiful coat in blood. Poor dad, he was so sad and he died. Talk about DIS-HONESTY! How could they sleep at night?

PREVIEW PROGRAM ONLY
NOT FOR USE
PLEASE PURCHASE



Meanwhile in Egypt, Joseph became well known for his HONESTY. He was given important jobs for the important official who owned him. The official trusted Joseph and often didn't even check on him because he knew Joseph would never steal or be lazy in his job. Honesty produced trust. That's our boy!

One day the wife of Joseph's master wanted to cheat on her husband. Joseph said, "How can I be dishonest? Your husband trusts me with his entire household. I must be honest." He ran away from her and she grabbed his coat. He kept running. She kept the coat. She was so angry that she lied to her husband and accused Joseph of evil things he never did. She showed him Joseph's coat as proof. The master had Joseph sent to prison. Even when Joseph had done the right thing, he was punished.

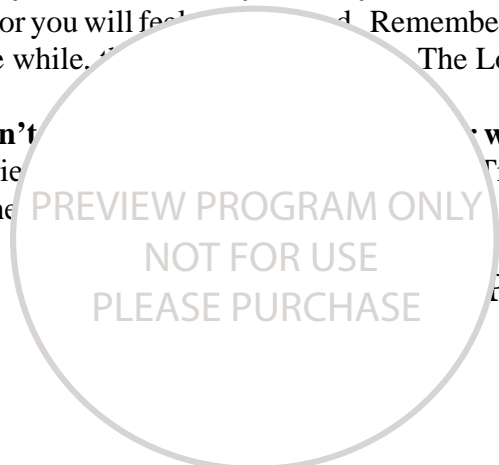
For two years Joseph suffered in prison. He continued to be honest and the jailer trusted him with the other prisoners. Even in prison Joseph's honesty helped him. He met many people in prison and one man eventually remembered to bring him to the pharaoh's attention.

The king had a bad dream. He was so disturbed that Joseph, the guy who could tell what dreams meant--with God's help--was called in to help. Sure enough, Joseph figured out the dream and the king released him from prison, made him second in command and put him in a position to save Egypt from a great famine by storing large amounts of food. Finally honesty paid off and Joseph was rewarded. Not that they deserved it, of course, but Joseph's brothers were also saved from the famine by their long lost brother. But that's a story for another day.

CONCLUSION

There may be times when you feel you cannot be honest. You may feel that you will be punished or you will feel... Remember Champion Joseph! Even though he suffered for a little while, The Lord will reward you too!

If you don't... what you said. Liars always have to make up more stories. Truth tellers tell one story and they know that story is the...



PRAYER.



WEEK #4: SILVER SPORTS STADIUM

AN OLYMPIAN IS HONEST ...JOSEPH

SCRIPTURE VERSE

He who speaks truth in his heart will never be shaken.

Psalm 15:2

GAME

Choose one or more games from the curriculum list.

INSTRUCTIONS

PREVIEW PROGRAM ONLY
NOT FOR USE
PLEASE PURCHASE



WEEK #4: BRONZE TEAM KITCHEN

AN OLYMPIAN IS HONEST ...JOSEPH

SCRIPTURE VERSE

He who speaks truth in his heart will never be shaken.
Psalm 15:2

SNACK/CRAFT

Choose a snack or craft from the curriculum list or create your own.
Teach today's scripture verse.

INSTRUCTIONS

PREVIEW PROGRAM ONLY
NOT FOR USE
PLEASE PURCHASE



WEEK #5: GOLD MEDAL CHAMPIONS STORY TIME

AN OLYMPIAN IS LOYAL ...RUTH

MEMORY VERSE: *There is a friend who sticks closer than a brother.*
Proverbs 18:24

INTRODUCTION

Tell us the names of one or two best friends. You may be the type of kid who has one good friend or you may have many friends. Your good friend could be an adult or even a brother or sister. Sometimes teachers can be good friends. Do not limit yourself to kids in your neighborhood. A good friend can be a pen pal from another country. Think big!

What does the word LOYAL mean? It may be a word you never thought about before today. To be LOYAL means that you will stick by a friend no matter what anyone else says about that friend. You may even know some bad things about that friend and it does not change your opinion of him or her.

AN OLYMPIAN IS LOYAL: RUTH

FROM THE BOOK OF RUTH: Today's Gold Medal Champion is a woman named Ruth. Ruth lived with her husband's family. They had come from a foreign country and settled in Ruth's country. Ruth loved her new family but a tragedy occurred and all of her family died. Now, Ruth, her mother-in-law Naomi and her young husband Orpah were on their own—which was a very hard life in those days. They cried and cried and knew they had to start a new life without their husbands.



PREVIEW PROGRAM ONLY
NOT FOR USE
PLEASE PURCHASE

...**money, they decided to move back to their own country.** ...**hopes of getting help.** Naomi was not happy because she knew that life would be hard on the girls. She told them to go back to their mothers and fathers. Perhaps new husbands would be found for them. Naomi would be sad without her girls but she knew she had to do the best for them.



Orpah went back to her family. Ruth said, *“I cannot leave you Naomi. I know life will be hard but I will go with you wherever you go. Your home will be my home and your people will be my people and your God will be my God.”* Wow! What a gal!

Ruth and Naomi did experience hard times. Food was so hard to find that Ruth had to work in farmers’ fields and walk behind the workmen to pick up little bits of grain so she and Naomi could make bread. There may have been many times when she thought, “I wish I had gone to my father. Life there would not be so hard. I would have enough food to eat and a comfortable home.”

Ruth never did leave Naomi. Eventually life got better. The richest farmer in the area was Boaz. He watched Ruth working hard in his fields. He even told the workmen to leave more grain when Ruth was there. She and Naomi never starved and Ruth married Boaz. They had a baby boy named Obed. Obed was one of the ancestors of JESUS!

CONCLUSION

True Olympian champions are LOYAL in all their dealings. You will be a champion if you are LOYAL to your friends, to your family and to God. God wants us to be LOYAL to Him no matter what other people say about Him. Christians know the truth about God and must live as LOYAL followers of Jesus Christ.

CLOSE IN PRAYER.

PREVIEW PROGRAM ONLY
NOT FOR USE
PLEASE PURCHASE



WEEK #5: SILVER SPORTS STADIUM

AN OLYMPIAN IS LOYAL ...RUTH

SCRIPTURE VERSE

There is a friend who sticks closer than a brother.
Proverbs 18:24

GAME

Choose one or more games from the curriculum list.

INSTRUCTIONS

PREVIEW PROGRAM ONLY
NOT FOR USE
PLEASE PURCHASE



WEEK #5: BRONZE TEAM KITCHEN

AN OLYMPIAN IS LOYAL ...RUTH

SCRIPTURE VERSE

There is a friend who sticks closer than a brother.
Proverbs 18:24

SNACK/CRAFT

Choose a snack or craft from the curriculum list or create your own.
Teach today's scripture verse.

INSTRUCTIONS

PREVIEW PROGRAM ONLY
NOT FOR USE
PLEASE PURCHASE



WEEK #6: GOLD MEDAL CHAMPIONS STORY TIME

AN OLYMPIAN IS A LEADER ...DAVID

MEMORY VERSE: *Lead me in Thy truth and teach me, for Thou art the God of my salvation.* Psalm 25:5

David reminds us that good leaders ask for leadership help from God. He recognized that God is the reason for his success and he is asking to learn even more. We should do the same!

INTRODUCTION

Let's play FOLLOW THE LEADER. Whatever I do—you do! *(Take a few moments to see if the group can follow your leadership.)*

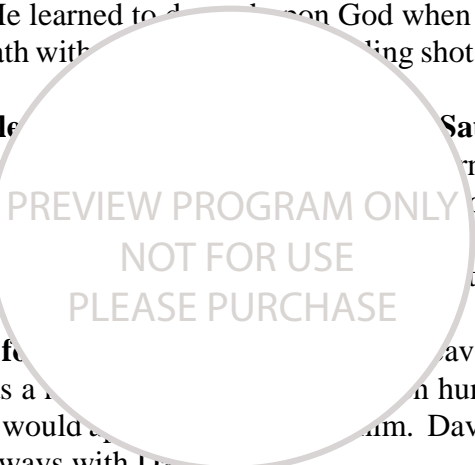
Leaders say, "Do what I do. Follow me." People only follow those they trust. Some people are good at being leaders. When the leaders are bad, people may have to follow them anyway but everyone suffers.

AN OLYMPIAN IS A LEADER: DAVID

David was a great leader. He came from humble beginnings as one of many brothers and was a lowly shepherd boy in his father's fields. David learned how to be a leader by watching and learning. He learned to depend on God when he was very young. You remember how he killed Goliath with a single stone when all the other soldiers were afraid to try.

One of the leaders was King Saul. Saul was a strong leader. He was the very first king for Israel. David learned a lot by being near him. When Saul was upset, David would play the harp for him. It's too bad Saul was not a good leader because so many people were hurt. The people, however, loved young David. As you can imagine, Saul was very angry that he wanted to kill David.

David was forced to run for his life. He ran through the mountains, the caves and in the desert with his group of mighty men. It was a hard life. He was often hungry, tired and afraid. He never knew when Saul's men would catch up to him. David prayed a lot during those "running" years. God was always with David.



Eventually David became king in Saul's place. David loved the people of Israel and ruled them well from the city of Jerusalem. He prayed and he worked for the best outcome in difficult situations. Even though David was a good leader, he was not a perfect man. He sinned against God many times. God never let him get away with bad things. Which was a good thing! David was always forgiven.

CONCLUSION

Have you ever been a leader at school, at home, at church or in a club? How did you do? Do you want to try it again?

1. To be a Christian Olympian leader, learn as much as you can about following Jesus.
2. Watch other Christians. They may make mistakes just as David did but you can take away the best things about being a believer. You can even do better by depending on the Lord.
3. Do your best at school, at home, at church or in a club. Leaders are people who try to be the best in all things.
4. Try to be all that God wants you to be. After all, God needs leaders and He has a purpose for your life. You just might fit into His plan in a special way.

CLOSE IN PRAYER.

PREVIEW PROGRAM ONLY
NOT FOR USE
PLEASE PURCHASE



WEEK #6: SILVER SPORTS STADIUM

AN OLYMPIAN IS A LEADER ...DAVID

SCRIPTURE VERSE

*Lead me in Thy truth and teach me,
For Thou art the God of my salvation.*

Psalm 25:5

GAME

Choose one or more games from the curriculum list.

INSTRUCTIONS

PREVIEW PROGRAM ONLY
NOT FOR USE
PLEASE PURCHASE



WEEK #6: BRONZE TEAM KITCHEN

AN OLYMPIAN IS A LEADER ...DAVID

SCRIPTURE VERSE

*Lead me in Thy truth and teach me,
For Thou art the God of my salvation.*

Psalm 25:5

SNACK/CRAFT

Choose a snack or craft from the curriculum list or create your own.
Teach today's scripture verse.

INSTRUCTIONS

PREVIEW PROGRAM ONLY
NOT FOR USE
PLEASE PURCHASE



WEEK #7: GOLD MEDAL CHAMPIONS STORY TIME

AN OLYMPIAN IS A FRIEND ...JONATHAN

MEMORY VERSE: Greater love has no one than this, that he lay down his life for his friends. John 15:13

INTRODUCTION

Has a friend ever broken a promise they made to you? Have you broken a promise you made to a friend? How did it feel? (Let the students answer in their own way.) Promises between friends should be kept. If you cannot honor your promise, do not make the promise. God always keeps His promises to us. He is our best friend. We are fortunate to be able to make friends.

AN OLYMPIAN IS A FRIEND: JONATHAN

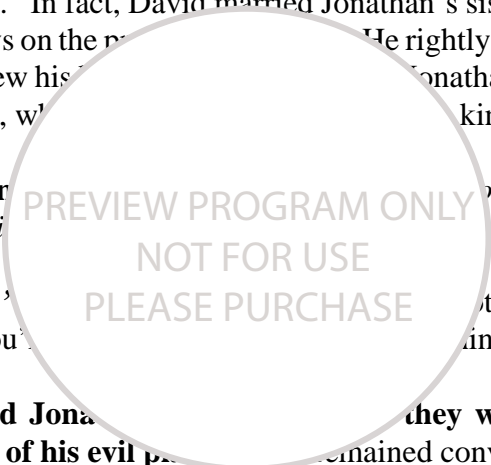
Being a friend may not seem like a grand Olympic quality like strength or courage or honesty or loyalty, but it is! Today's champion, Jonathan, risked everything for his friend, David.

Jonathan was King Saul's son. He and David formed a close friendship when David became part of life in the king's palace. God's Word tells us that Jonathan "treasured" David's friendship. In fact, David married Jonathan's sister so they were brothers-in-law. King Saul was always on the prowl for David. He rightly guessed that God's blessing was upon David and he knew his son Jonathan, however, could not believe his dad would kill David, who was his best friend.

David went to Jonathan and said, "I have done nothing to your father that makes him so determined to kill me."

"Nothing, really, you know," Jonathan said. "I have done nothing wrong. And you're not going to die. Really, you're not going to die. He wouldn't do this behind my back."

David told Jonathan that he and he were good friends and decided not to tell Jonathan of his evil plans. Jonathan remained convinced he was about to die at the hand of the king. The king had already tried to spear him at dinner one evening. Jonathan promised to do anything David needed in order to save his life.



The friends cooked up a clever plan. David would miss dinner with Jonathan making up a good excuse for his absence. If Saul missed him, Jonathan was to say, *“Oh, David ran down to Bethlehem, his hometown, for a family reunion.”* David said, *“If he says, ‘Good’, I’m safe. If he gets angry, you’ll know for sure that he will kill me.”*

David was to hide in the field behind a huge boulder. When Jonathan knew the answer, he would bring his bow and three arrows into the field. The tip off was that when he shot the arrows and sent his servant to fetch them, he would shout, *“The arrows are on this side”*. That was the signal for all is well. Come home. But if he yelled, *“The arrows are farther out”*, then run for your life. God wants you out of here.

David pleaded with Jonathan, “Oh, stick with me in this. *You’ve entered into a covenant of God with me, remember!”* Jonathan reassured David that he fully intended to keep his promise to his friend and headed off to have dinner with dad.

At dinner Saul exploded in anger at Jonathan, “Don’t you think I know that you’re in cahoots with the son of Jesse (that’s David).” He threw his spear at his own son to kill him and that convinced Jonathan that his father was determined to kill David.

It happened just as the friends planned. Jonathan kept his promise and when he shot the arrow, he called, *“The arrow is farther out. Hurry! Quickly! Don’t just stand there.”* David got up from his hiding place and fell to the ground. Then the kissed one another and wept, friend over friend, David weeping especially hard.

Jonathan said, “Go in peace! The two of us have vowed friendship in God’s name, saying, ‘God will be the bond between me and you, and between my children and your children forever!’”

CONCLUSION

THE REST
remembered
was comm
one son of
called him
invited him
children and
that’s a friend!

PREVIEW PROGRAM ONLY
NOT FOR USE
PLEASE PURCHASE

years later, when David was finally king, he
Jonathan died in battle. When a king died, it
rightfully take the throne. David discovered
Beth was crippled and could not work. David
was sure he was to be killed. Instead, David
his table. He remembered his promise to their
Jonathan would have done the same for him! Now

CLOSE IN PRAYER.



WEEK #7: SILVER SPORTS STADIUM

AN OLYMPIAN IS A FRIEND ...JONATHAN

SCRIPTURE VERSE

*Greater love has no one than this,
That he lay down his life for his friends.*

John 15:13

GAME

Choose one or more games from the curriculum list.

INSTRUCTIONS

PREVIEW PROGRAM ONLY
NOT FOR USE
PLEASE PURCHASE



WEEK #7: BRONZE TEAM KITCHEN

AN OLYMPIAN IS A FRIEND ...JONATHAN

SCRIPTURE VERSE

*Greater love has no one than this,
That he lay down his life for his friends.*

John 15:13

SNACK/CRAFT

Choose a snack or craft from the curriculum list or create your own.
Teach today's scripture verse.

INSTRUCTIONS

PREVIEW PROGRAM ONLY
NOT FOR USE
PLEASE PURCHASE



People watched as Jesus began teaching and performing miracles. Some said to Mary, “Don’t you think your son is a bit crazy? He does such strange things. Can’t you stop him? After all, you are his mother.” She never let these people bother her. Even if she did not completely understand, she was faithful to her son. She knew he was telling God’s truth. Remember, Mary talked to an angel about how special Jesus would be when he grew up. The angel said, “He shall save his people from their sins.”

When Jesus died on the cross, faithful Mary was standing close. It was hard to watch her precious son die. She loved Jesus and did not want to see him hurting. Mary was faithful.

CONCLUSION

You can be faithful too. Being faithful to Christ is one way we can tell God how grateful we are for our salvation. Being faithful prepares us for heaven. Being faithful is the duty of every believer. Are you a faithful believer?

If you have never asked Jesus into your life, you can do it right now! There is no list of do’s and don’ts. All God asks is that each of us bows our head in prayer to say:

Dear Jesus, I know I am a sinner. I do wrong things when I want to be good. Help me to turn from my sin and be faithful to you. Come into my life for the rest of my days. Be my Savior and Lord. Amen!

When Jesus comes into your life, he stays forever. Never forget that today you became a Christian. You may still have some sins but Jesus will forgive when you ask Him.

IN PRAYER.

PREVIEW PROGRAM ONLY
NOT FOR USE
PLEASE PURCHASE



WEEK #8: SILVER SPORTS STADIUM

AN OLYMPIAN IS FAITHFUL ...MARY

SCRIPTURE VERSE

*Well done, good and faithful servant!
You have been faithful with a few things;
I will put you in charge of many things.*

Matthew 25:21

GAME

Choose one or more games from the curriculum list.

INSTRUCTIONS

PREVIEW PROGRAM ONLY
NOT FOR USE
PLEASE PURCHASE



WEEK #8: BRONZE TEAM KITCHEN

AN OLYMPIAN IS FAITHFUL ...MARY

SCRIPTURE VERSE

*Well, done, good and faithful servant!
You have been faithful with a few things;
I will put you in charge of many things.*

Matthew 25:21

SNACK/CRAFT

Choose a snack or craft from the curriculum list or create your own.
Teach today's scripture verse.

INSTRUCTIONS

PREVIEW PROGRAM ONLY
NOT FOR USE
PLEASE PURCHASE



WEEK #9: GOLD MEDAL CHAMPIONS BIBLE STORY

AN OLYMPIAN FINISHES THE RACE ...PAUL

MEMORY VERSE: *“Those who run in a race all run, but only one receives the prize. Run in such a way that you may win.” I Corinthians 9:24*

Younger students: *“Run so you may win.” I Corinthians 9:24*

INTRODUCTION

Can you imagine what it would be like to be blind? Close your eyes and cover them with your hands. What does it look like in there? What do you hear? Let’s be very quiet for one minute and then we’ll talk about noises we heard.

OPTION: Bring several small items and make distinct noises with them. See if the group can guess what each item is.

AN OLYMPIAN IS A FINISHER: PAUL

FROM ACTS 9:1-22: Today’s champion has two names--Saul and Paul. I bet you think he is King Saul who gave David and Jonathan so much trouble, but he’s not. This Saul was born in the city of Tarsus. He was given the best education with the very best teachers. As a young man he became a leader. He ended up hating the Jews because they wore coats of men who stoned Stephen.

With great anger he persecuted the Christians and putting them to death. He was stoned and died and rose from the grave. He sold his business to get proper papers from the Chief Priest!) in Jerusalem, showing his authority to take them away. Saul thought God was with him.



PREVIEW PROGRAM ONLY
NOT FOR USE
PLEASE PURCHASE



Saul of Tarsus was about to discover he did not know God as well as he thought he did. With arrest warrants in hand, Saul headed for Damascus to haul in Christians and take them to Jerusalem. When he got to the outskirts of Damascus, a blinding flash of light came out of nowhere and struck Saul. He fell to the ground in shock and pain.

He heard a voice, *“Saul, Saul, why are you out to get me?”* He tried to see who was speaking but he couldn’t see a thing. He said, *“Who are you, Master?”*

“I am Jesus, the One you’re hunting down. I want you to get up and enter the city. In the city you’ll be told what to do next.”

Saul’s buddies stood there dumbstruck. They could hear the sound but couldn’t see anyone. When Saul picked himself up off the ground, he discovered he was blind. The men had to take him by the hand and lead him into Damascus. He was blind for three days and did not eat or drink anything.

Meanwhile, Jesus spoke to a Christian man named Ananias. He told him to go over to Straight Street and ask for the man from Tarsus named Saul. Saul was praying and had just had a dream that a man named Ananias would come and lay hands on him so he could see again.

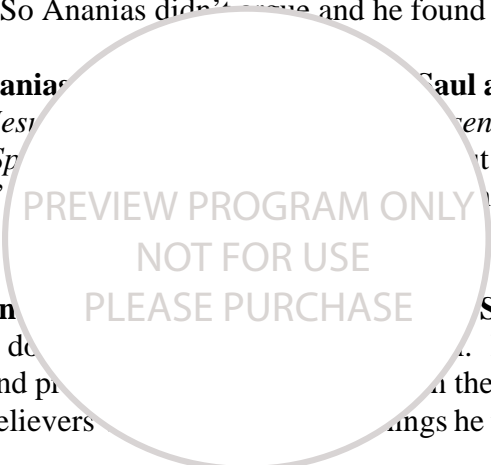
Ananias was not eager to go. He said, *“Master, you can’t be serious. Everybody’s talking about this guy and the terrible things he’s been doing against your people in Jerusalem! Now, he’s shown up here with papers from the Chief Priest that allow him to do the same to us!”*

Jesus said, “Don’t argue. Go! I have picked him as my personal representative to Gentiles and kings and Jews. I’m about to show him what he’s in for—the hard suffering that goes with the job.” So Ananias didn’t argue and he found the house. I bet his hands were shaking!

Brave Ananias went to the house of Saul and said, *“Brother Saul, the Master sent me, the same Jesus who appeared to you on the road to Damascus. He sent me so you could see again and be filled with the Holy Spirit.”* At the sound of his mouth, something like scales fell from Saul’s eyes. He got up, was baptized, and sat down to a hearty meal with his friends.

As you can see, Saul’s life changed. From that day, he served the Lord just as we do. It took time for Christians to trust Paul. He traveled and preached the word of the Lord. He wrote letters to churches in many cities so believers could know the things he taught. We still read his letters in our Bibles.

(Paul wrote: ROMANS, I-II CORINTHIANS, GALATIANS, EPHESIANS, PHILIPPIANS, COLOSSIANS, I-II THESSALONIANS, I-II TIMOTHY, TITUS and PHILEMON.)



CONCLUSION

Paul spent eighteen months living with the believers of Corinth, teaching them about Jesus. It was a huge city (300,000-450,000) with people from all over the world visiting for business and pleasure. The ancient Ismithian games, like the Olympic games, were held every two years near Corinth. Paul knew the people loved these games and he probably went to watch the athletes himself.

When he left Corinth, he wrote to the believers, *“Those who run in a race all run, but only one receives the prize. Run in such a way that you may win.”* I Corinthians 9:24 It is good to be reminded that it is not enough to start the race. Athletes understand that the winner is the person who crosses the finish line first.

Sometimes people make a great start in the Christian life. Along the way, they forget about Jesus. They don't want Jesus to tell them how to run their lives. The people who finish the Christian race are those who follow Jesus faithfully and keep their eyes on heaven.

Be a race finisher! Love Jesus with all your heart and decide now to live for Him. Be an Olympian who is a finisher!

CLOSE IN PRAYER.

PREVIEW PROGRAM ONLY
NOT FOR USE
PLEASE PURCHASE



WEEK #9: SILVER SPORTS STADIUM

AN OLYMPIAN IS A FINISHER: PAUL

SCRIPTURE VERSE

*Those who run in a race all run,
but only one receives the prize.
Run in such a way that you may win.*
I Corinthians 9:24

GAME

Choose one or more games from the curriculum list.

INSTRUCTIONS

PREVIEW PROGRAM ONLY
NOT FOR USE
PLEASE PURCHASE



WEEK #9: BRONZE TEAM KITCHEN

AN OLYMPIAN IS A FINISHER: PAUL

SCRIPTURE VERSE

*Those who run in a race all run,
but only one receives the prize.
Run in such a way that you may win.*
I Corinthians 9:24

SNACK/CRAFT

Choose a snack or craft from the curriculum list or create your own.
Teach today's scripture verse.

INSTRUCTIONS

PREVIEW PROGRAM ONLY
NOT FOR USE
PLEASE PURCHASE



WEEK #10: GOLD MEDAL CHAMPIONS STORY TIME

AN OLYMPIAN IS A SURVIVOR: PETER

MEMORY VERSE: *If we confess our sins, He is faithful and just to forgive us our sins and cleanse us from all unrighteousness.* **I John 1:9**

INTRODUCTION

“Duh! Why did I do that?” Have you ever said this to yourself as you were hitting yourself in the head? Sometimes we do really “dumb stuff”. Kids are famous for doing dumb things but it comes with the territory. You are learning and sometimes the only way to learn is to feel the pain of being caught doing wrong.

STUDENTS LIST “DUMB STUFF” THEY HAVE SEEN OR DONE AND DON’T WANT TO SEE OR DO AGAIN!—Hit, lie, steal, cheat, disrespect parents or teachers, run away from home....

Parents, teachers, policemen, pastors and others are in place to show and teach living right. Of course, not all adults are pictures of perfection. Choose your role models carefully. Does it surprise you that adults do “dumb stuff” too? It might. It might not. It depends on how the adults in your life handle their pressures, problems and sorrows. It may depend upon how you are treated by the adults.

STUDENTS LIST “DUMB STUFF” THEY HAVE SEEN ADULTS DO AND DON’T WANT TO SEE AGAIN! Hit, lie, steal, cheat, disrespect others, leave home because problems are too hard....

AN OLYMPIAN IS A SURVIVOR: PETER

FROM MATTHEW 14:54, 66-72; LUKE 22:54-62; JOHN 18:15-18,



PREVIEW PROGRAM ONLY
NOT FOR USE
PLEASE PURCHASE

Olympian is Peter. He was not perfect and he was often saying “dumb stuff”. Inside Peter was a man who loved Jesus. This love drove everything Peter did in his life. Peter was a SURVIVOR.

Probably a big, strong guy. He was in the fishing business with his brother, Andrew, and friends James and John and another brother, Zebedee. In those days fishermen were physically strong. They had to have the build, nets to mend, heavy loads of fish to carry to the market. He lived near Capernaum, where Jesus lived. Peter became a strong leader among the twelve disciples. His name was originally Simon but Jesus changed it to *Peter—The Rock*. *Peter wrote two letters we read today in the New Testament: I and II Peter.*



Peter gave up fishing to follow Jesus. He saw Jesus heal the sick. He heard the wonderful sermons Jesus preached about the Kingdom of God. He even served a crowd of 5000 with baskets of fish and bread where there had only been a tiny bit to start with. Everywhere Peter went, Jesus performed miracles. Peter believed that Jesus was the Messiah, sent from God.

Peter often said the wrong thing at the wrong time. Jesus was patient with Peter when he said “dumb stuff”. Sometimes Peter didn’t understand Jesus’ mission on earth. For example, the day Jesus was going to die was drawing closer. Jesus gathered His disciples in the Garden of Gethsemane to pray. Jesus prayed, everybody else fell asleep. Soldiers came to arrest Jesus, everybody scattered in fear. Jesus was being led from court to court and Peter...well...Peter said he never knew the man.

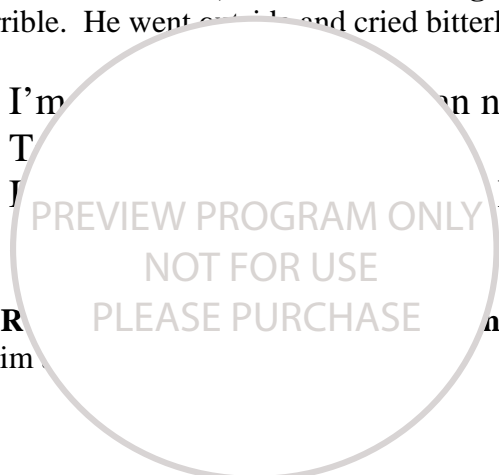
Jesus told Peter this would happen. Jesus said Peter would deny Him three times before the rooster crowed to signal morning. Peter said, “Not me. I would never do that! Couldn’t happen. I love You so much I would gladly die for You. You can count on me, Lord.” Jesus smiled quietly because He knew better. Peter was in for a surprise.

The night Jesus was arrested was the night Peter said “dumb stuff”. While standing in a courtyard, he was warming himself by a fire. Three times people approached him. “Aren’t you one of the men who follow that man, Jesus, that was just arrested?” Each time Peter shouted, “Not me! I never knew that guy. He’s a stranger to me! I’m just a tourist here! No-siree, you’ve got the wrong man!” In fact, Peter proved his point by cursing. Oh, Peter. How could you do this?

When the rooster crowed, Jesus looked straight at Peter. Peter realized he failed Jesus and he felt terrible. He went outside and cried bitterly. Peter had two choices:

1. I’m going to deny Jesus and never follow Jesus again.
2. I’m going to change my mind and I’m going to change

Peter SURVIVED! Peter continued to serve the Lord. Peter knew God forgave him.



CONCLUSION

THE REST OF THE STORY FROM JOHN 21:15-19: We cannot be too hard on Peter because you do “dumb stuff” and so do I. We must SURVIVE our mistakes and move on, serving Jesus. Our mistakes are called SINS. There is a remedy for sin—FORGIVENESS!

There is more to Peter’s story. Jesus met His friends on the beach one morning after his resurrection and cooked breakfast. What a happy morning it must have been after such a terrible separation.

When they finished eating, Jesus said to Peter:

“Simon, do you really love me more than these?”

Peter said, *“You know that I love you.”*

Jesus said, *“Feed my lambs”* (It was like saying *“Take care of my people.”*)

Again, Jesus said, *“Simon, do you truly love me?”*

Peter said, *“Yes Lord, you know that I love you.”*

Jesus said, *“Feed my sheep.”*

The third time Jesus said to him, *“Simon do you love me?”*

Peter must have been upset. He answered,

“Lord, you know all things, you know I love you.”

Jesus said, *“Feed my sheep.”*

Jesus ended the nuzzling discussion with *“Follow Me.”*

Even after Peter’s great tenderness toward him. He gave Peter the ultimate order of the young believers who will need love and care to carry out your *Follow Me.*

PREVIEW PROGRAM ONLY
NOT FOR USE
PLEASE PURCHASE

on Peter learned
an who SURVIVES.

IN PRAYER.



WEEK #10: SILVER SPORTS STADIUM

AN OLYMPIAN IS A SURVIVOR: PETER

SCRIPTURE VERSE

*If we confess our sins, He is faithful and just to forgive our sins
and cleanse us from all unrighteousness.*

I John 1:9

GAME

Choose one or more games from the curriculum list.

INSTRUCTIONS

PREVIEW PROGRAM ONLY
NOT FOR USE
PLEASE PURCHASE



WEEK #10: BRONZE TEAM KITCHEN

AN OLYMPIAN IS A SURVIVOR: PETER

SCRIPTURE VERSE

*If we confess our sins, He is faithful and just to forgive our sins
and cleanse us from all unrighteousness.*

I John 1:9

SNACK/CRAFT

Choose a snack or craft from the curriculum list or create your own.
Teach today's scripture verse.

INSTRUCTIONS

PREVIEW PROGRAM ONLY
NOT FOR USE
PLEASE PURCHASE



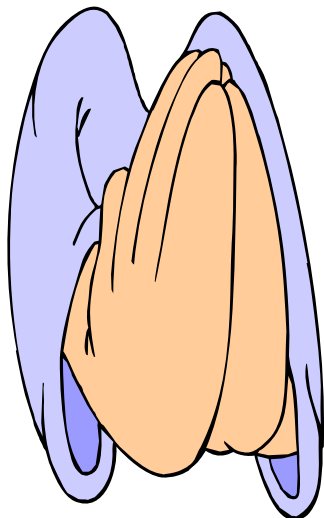
WEEK #11: GOLD MEDAL CHAMPIONS STORY TIME

AN OLYMPIAN PRAYS: DANIEL

MEMORY VERSE: *Pray without ceasing.* I Thessalonians 5:17

INTRODUCTION

OPTION: Give each student a copy of “The Lord’s Prayer” on a bookmark or small card purchased from the local Christian Book Store.



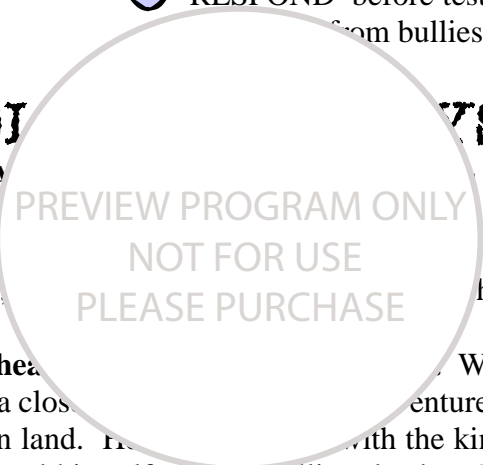
Has anyone ever forbidden you to pray? (STUDENTS RESPOND—at school, at home, with friends....) We are so blessed to live in a nation where people pray and pray often. Some people do not believe God’s promises and work to get rid of prayer or anything else that reminds people how much God cares for us.

Children think that because the law says there will be no prayer in school, they are not allowed to pray—ever—while at school. That is not true! You can pray whenever you want to at school. The law refers to saying “The Lord’s Prayer” at the beginning of each day. But you can say “The Lord’s Prayer” at the beginning of each day while you sit in your seat. If you are afraid you will forget, place a bookmark or small card inside your desk to remind you of the words. List some times when prayer at school is very good. (STUDENTS RESPOND—before tests, while studying, for teachers, sick friends, from bullies, safety in the bus....)

AN OLYMPIAN PRAYS: DANIEL

FROM DANIEL’S POINT OF VIEW: Daniel. What a guy! He was kidnaped from his country (Judah) and taken to a foreign land (Babylon) where he lived the rest of his life where he was thrown into palace life where he was thrown into a lion’s den! Whew! What a life! The rest of his life he lived his relationship with God fresh.

Have you heard that statement? We’re going to find out if that statement is true. Let’s take a closer look at this adventure from the life of Daniel. He was God’s man in a foreign land. He lived with the kings of Babylon and with all the king’s men. Daniel proved himself to be a brilliant leader. Each king he served trusted him with many important tasks within Babylon.



King Darius appointed 120 leaders to look after his concerns throughout the kingdom. He appointed three regents (vice presidents) to look after the 120 leaders. Daniel was one of the three top men. The 120 leaders reported to these three men and Darius' kingdom ran like clockwork. Daniel was filled with God's spirit and so brilliant that he soon outclassed the other two men. Darius decided to put him in charge of the whole kingdom. How do you think this decision went over with the other leaders? (THEY WERE NOT HAPPY.)

All the leaders got together to figure out some old scandal or skeleton in Daniel's life that they could use against him. They couldn't dig up anything. There was no evidence of negligence or misconduct. So they decided to find something that differed with Babylon's religion. And they did.

These black hearted men smiled at King Darius and said, "King Darius, live forever! We have all agreed that you should issue this decree: FOR THE NEXT THIRTY DAYS NO ONE IS TO PRAY TO ANY GOD OR MORTAL EXCEPT YOU, O KING. ANYONE WHO DISOBEYS WILL BE THROWN INTO THE LIONS' DEN." Being the proud king that he was, King Darius signed the decree.

Daniel heard about the decree and continued to pray just as had always done. His house had windows upstairs that opened toward Jerusalem. Three times a day he knelt there in prayer, thanking and praising God. The leaders came and, just as they expected, they found him praying. They ran straight to the king and tattle-tailed!

The king was very upset and tried his best to get Daniel out of the fix he put him in. He worked at it the whole day long. Nothing worked and finally Darius ordered Daniel to be thrown into the lions' den. Before Daniel went in, the king said, "Your God, to whom you are so loyal, is going to get you out of this."

A stone slab was placed over the den. King Darius placed his mark with the royal signet ring to seal the den. Daniel went back to the palace and refused supper. He couldn't sleep. He was so sad that he got up and hurried to the lions' den. "Daniel, saved you from the lions?"

"O king, live forever!" Daniel answered, "The God whom you serve so loyally, saved you from the lions so that you could live. I have done nothing to deserve this. I have heard Daniel's voice, he was so happy. Daniel was hauled up and they put him on him. He had trusted God.

Oh yes...the bad guys? King Darius commanded that they be thrown into the lions' den, along with their families. Before they hit the floor, the lions ate a "people lunch".



CONCLUSION

But...have we answered our question? Is it true that “Prayer Changes Things”? King Darius published this proclamation to every race, color and creed on earth:

PEACE TO YOU! ABUNDANT PEACE!

**I DECLARE THAT DANIEL’S GOD SHALL BE WORSHIPED
AND FEARED IN ALL PARTS OF MY KINGDOM.
HE IS THE LIVING GOD, WORLD WITHOUT END. HIS KINGDOM NEVER
FALLS.
HIS RULE CONTINUES ETERNALLY.
HE IS A SAVIOR AND RESCUER.
HE PERFORMS ASTONISHING MIRACLES IN HEAVEN AND ON EARTH.
HE SAVED DANIEL FROM THE POWER OF THE LIONS.**

From then on, Daniel was treated well during the reign of Darius and also in the following reign!

We worship Daniel’s God! When we pray, God will answer. Pray everyday! See what God will do!

CLOSE IN PRAYER.

PREVIEW PROGRAM ONLY
NOT FOR USE
PLEASE PURCHASE



WEEK #11: SILVER SPORTS STADIUM

AN OLYMPIAN PRAYS: DANIEL

SCRIPTURE VERSE

Pray without ceasing.

I Thessalonians 5:17

GAME

Choose one or more games from the curriculum list.

INSTRUCTIONS

PREVIEW PROGRAM ONLY
NOT FOR USE
PLEASE PURCHASE



WEEK #11: BRONZE TEAM KITCHEN

AN OLYMPIAN PRAYS:

DANIEL

SCRIPTURE VERSE

Pray without ceasing.

I Thessalonians 5:17

SNACK/CRAFT

Choose a snack or craft from the curriculum list or create your own.

Teach today's scripture verse.

INSTRUCTIONS

PREVIEW PROGRAM ONLY
NOT FOR USE
PLEASE PURCHASE



WEEK #12: GOLD MEDAL CHAMPIONS STORY TIME

AN OLYMPIAN IS CLEVER: RAHAB

MEMORY VERSE: Be strong and courageous. Do not tremble or be dismayed, for the Lord your God is with you wherever you go. Joshua 1:9

INTRODUCTION

BECOME RAHAB. DRESS IN HOLY LAND CHARACTER. CARRY A LARGE WICKER BASKET OR POTTERY JUG. ENTER THE ROOM IN CHARACTER AND REMAIN IN CHARACTER THROUGHOUT STORY TIME.

Shalom! May I enter? You seem to be a delightful group of children, even if you are dressed in strange clothing. Never mind! It does not matter. My name is Rahab. My home is Jericho. I have come from a great distance to share God’s message. He says to ask if you know the word CLEVER. He seems to think that word applies to me. (Quick, resourceful, skillful, cunning).

AN OLYMPIAN IS CLEVER: RAHAB

FROM JOSHUA 6: As I said, I am from Jericho. It was the oldest city in the entire world. I was not a follower of God and my lifestyle proved it. I must admit I did things that were wrong as I ran my Inn.



PREVIEW PROGRAM ONLY NOT FOR USE PLEASE PURCHASE

Jericho was so crowded the builders ran out of space to build homes. They wisely used the area between two walls that protected Jericho from enemies. Many houses were built between these walls. My Inn was built on the wall of Jericho with a window facing the hills.

I had my Inn and discussed business as they passed. I listened and became a CLEVER business woman. I wanted to know the news from the city and the king’s situation. I had a side business and cut flax to make my own linen. It permitted me to make my own bed sheets, tablecloths, napkins and clothing. I saved quite a few shekels! Don’t you think that’s CLEVER?



One day two men came and asked lots of questions about Jericho. I figured out these men were spies from the Israelite camp and came outside the city. Jericho was shut up tight because an attack was feared. It was big talk around town that their God saved them from the powerful Egyptians by opening the Red Sea. They traveled around the desert for 40 years and called our land The Promised Land. No one quite knew what to make of these intruders but there sure were a lot of them. It was best to stay out of the way.

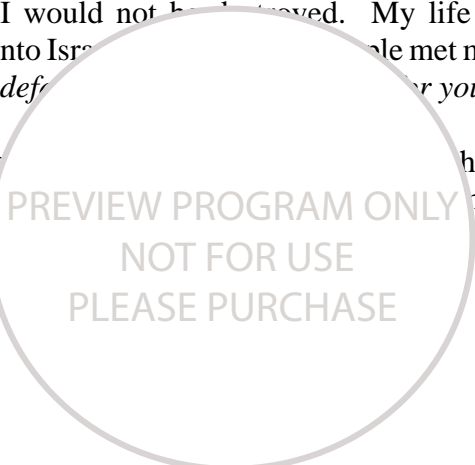
I made a decision. I told the spies I would help them destroy Jericho. The deal was good for me because I could save my family from certain death. I knew the power of the true God would be the end of the pagan gods of Jericho. The spies agreed to keep me and my family safe if I kept the deal a secret. I agreed and lied to the king of Jericho. Whew! I guess I was really CLEVER that day because the king never had my Inn searched.

Little did the king know that the two spies of Israel were hidden under the drying sheaves of flax on my roof! After tying a red cord outside my window to identify my house, I helped the spies escape by letting them down the side of the wall.

I gathered my family around me. Day after day we watched as the people of Israel marched around the city of Jericho. God commanded that they march. I often wonder if some of them thought it was a silly thing to do. They marched seven times around the outer wall. I heard a loud, long trumpet blast. The people shouted as their leader Joshua said, "The Lord has given you this city!" The walls began crumbling and falling. The enemy soldiers killed everyone in sight. Some Israelites rescued me and my family as they promised.

It was a terrible sight to watch my city and my people destroyed. I feared the true God and obeyed so I would not be destroyed. My life changed! I am a different person. I was welcomed into Israel. When the people met me, they said, "*Thank you, Rahab, for helping our people defend themselves. Praise God for your CLEVERNESS and courage.*"

I married a man and had a son we named Boaz. My dear son loved me and he was one of the great grandmothers of Jesus, the Messiah. I was honored to be a special way. "*I'm God's Grandma!*"




CONCLUSION

I have another honor. I am mentioned in God's "Great Faith" chapter in Hebrews. This chapter tells of many champions who trusted God when the going got tough.

It was faith that brought the walls of Jericho tumbling down after the people of Israel had walked around them seven days, as God had commanded them. By faith—because she believed in God and His power—Rahab, the harlot, did not die with all the others in her city when they refused to obey God, for she gave a friendly welcome to the spies.

Hebrews 11:30-31 TLB

CLOSE IN PRAYER.



PREVIEW PROGRAM ONLY
NOT FOR USE
PLEASE PURCHASE



WEEK #12: SILVER SPORTS STADIUM

AN OLYMPIAN IS CLEVER: RAHAB

SCRIPTURE VERSE

*Be strong and courageous.
Do not tremble or be dismayed,
for the Lord your God is with you wherever you go.*
Joshua 1:9

GAME

Choose one or more games from the curriculum list.

INSTRUCTIONS

PREVIEW PROGRAM ONLY
NOT FOR USE
PLEASE PURCHASE



WEEK #12: BRONZE TEAM KITCHEN

AN OLYMPIAN IS CLEVER: RAHAB

SCRIPTURE VERSE

*Be strong and courageous.
Do not tremble or be dismayed,
for the Lord your God is with you wherever you go.*
Joshua 1:9

SNACK/CRAFT

Choose a snack or craft from the curriculum list or create your own.
Teach today's scripture verse.

INSTRUCTIONS

PREVIEW PROGRAM ONLY
NOT FOR USE
PLEASE PURCHASE



WEEK #13: THE CLOSING CEREMONIES

THE CLOSING CEREMONIES



Celebrate the end of THE SUMMER SUNDAY SCHOOL OLYMPICS by inviting the entire church to a Closing Ceremonies Celebration. Publicize the event for several weeks to guarantee excellent attendance and to spark enthusiasm for Sunday School. These party suggestions make your last day together at THE SUMMER SUNDAY SCHOOL OLYMPICS a truly uplifting experience. Adapt the party theme to your local church. Use the curriculum ideas or create your own CLOSING CEREMONIES CELEBRATION!

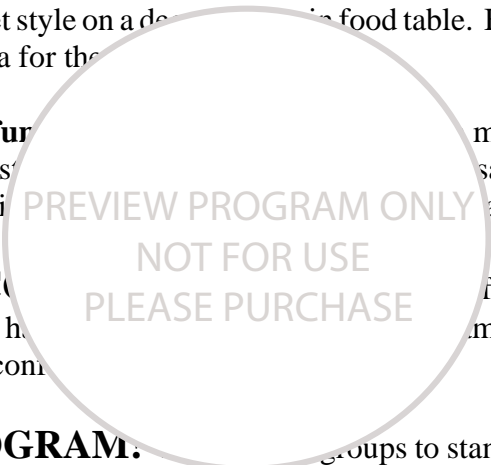
1. THE GUEST LIST! Invite everyone. Announce the party during church for several weeks and encourage everyone to come whether they attend Sunday School regularly or not. This is a great time to get acquainted. Include the tiniest students and their parents. Don't forget the youth/adult classes.

2. FOOD! Every great party must have great food. Design a menu that is lots of fun. Even though the party is happening in the morning, be creative with the menu. Use food ideas in the curriculum. Repeat snacks that were popular with the students during the series. Serve the food buffet style on a decorated food table. Be sure to provide beverages including coffee and hot tea for the

It is also fun menu that includes bacon and eggs with toast, french toast, sausage or any other delicious breakfast meal that folks enjoy at Sunday School!

3. DECORATIONS! Use flags, banners, Olympic signs, stars and other decor that help create an Olympic atmosphere. Use red, white and blue table decorations, candles, confetti, etc.

4. PROGRAM. Have groups to stand and say the pledges they have been saying throughout the program. Sing the songs and explain THE SUMMER SUNDAY SCHOOL OLYMPICS. Ask specific students to say the memory verses aloud.



GUEST SPEAKER: Ask a prominent local athlete or coach to give their testimony. Be sure to communicate date and time accurately. Telephone the guest to remind them the day before the event. Assign one person to stay with the guest as a host.

5. ENDING THE PARTY! Formally thank each teacher and helper. Give each staff person a small gift. The crowd should see the staff standing together as a group and give rousing applause as a thank you. This is your opportunity as the Director to tell everyone what the program has meant to you. Emphasize the importance of having fun in Sunday School while learning about God's Word. Sing a favorite chorus or hymn to close the event. Ask the pastor to close in prayer.

SAY: When the Olympic Games end, the athlete representatives from all nations return to their homelands. They spread the Olympic Spirit to everyone they meet. For the rest of their lives the Olympic participants share with pride their part of the International Olympics. We pray the participants of THE SUMMER SUNDAY SCHOOL OLYMPICS have caught the spirit of the Bible Champions they studied. That spirit is also the Spirit of God.

Extinguish the OLYMPIC TORCH for the last time.

CLEAN UP!
YOU HAVE BEEN A FAITHFUL SERVANT.
GOD WILL BLESS YOUR EFFORTS!

PREVIEW PROGRAM ONLY
NOT FOR USE
PLEASE PURCHASE

