



sleep in



# Heavenly peace

PREVIEW PROGRAM ONLY  
NOT FOR USE  
PLEASE PURCHASE



Christmas On Stage  
The Littlest Among Us



Christmas On Stage  
The Littlest Among Us

sleep in  
Heavenly  
peace



sleep in

Heavenly

PREVIEW PROGRAM ONLY  
NOT FOR USE  
PLEASE PURCHASE

peace

Christmas On Stage  
The Littlest Among Us!

I



all

is

calm

PREVIEW PROGRAM ONLY

NOT FOR USE

PLEASE PURCHASE

all


is

bright



## Sleep In Heavenly Peace

**Sleep In Heavenly Peace** is a short Christmas program designed for children ages 3-5. Include older students as desired. Feature pajama clad little ones in an appealing re-telling of the Bethlehem story read by our Pajama Story Teller. Add special Bethlehem guests who add their story!



Children and Story Teller wear pajamas, bathrobe, slippers.

Explore the stable–birthplace of Jesus–role playing the story of Jesus’ birth holding fun Nativity story masks.

Add costuming/head gear as desired.

At the right time in Jesus’ story, children become that character.

~We tell you how to do it!~

**Sleep In Heavenly Peace** is rehearsed with familiar teachers. Gather children for a final dress rehearsal and this delightful preschool Christmas program is set to go!

**If you are brave–no formal rehearsal needed.**

**Sleep In Heavenly Peace** is a 20-30 minute presentation sprinkled with humor and inspiration. Tell the Jesus story with preschoolers bringing Bethlehem to life! Is there anything sweeter than little ones becoming Christmas people for the first time?



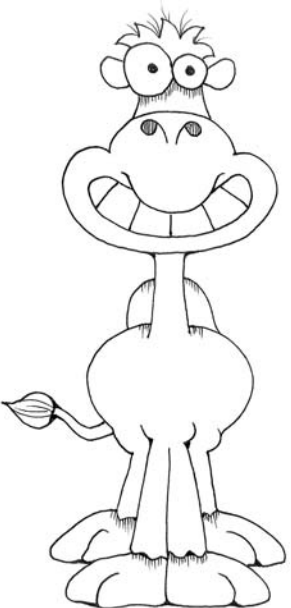
**Sleep In Heavenly Peace** involves the audience singing familiar Christmas carols featuring “Silent Night, Holy Night”. Create a charming Christmas presentation by the youngest among us.

**Sleep In Heavenly Peace** concludes with a fun **Wake Up! It’s Christmas! Party**. Serve snacks, play Christmas music and celebrate Jesus! An option that makes the program complete!



# Index

## Leader's Guide I-42



Introduction.....	1-5
Preschool Christmas Director.....	6-7
At A Glance.....	8
Adapt.....	9
Christmas Music.....	10-17
Stage and Props.....	18
Creative Costumes (Pajamas and Masks).....	19-33
Publicity ~ Talk It Up!.....	34
Teachers! Helpers!.....	35-37
Sleepy Time Procession.....	38
Pajama Story Teller.....	39-40
Preschool Participation.....	41-42

## Sleep In Heavenly Peace 43-57

Before The Little Ones Arrive.....	44
Narrator: Silent Night, Holy Night.....	45
Lyrics: Silent Night, Holy Night.....	46
Story Teller Introduction.....	47
Sleep In Heavenly Peace.....	48-52
Surprise Guests.....	53-57

## Wake Up! It's Christmas Party! 58-59



## Very Important 'Techy' Information!

IF PURCHASING *SLEEP IN HEAVENLY PEACE*  
AS AN INSTANT DOWNLOAD,  
PLEASE NOTE ~

**YOU WILL DOWNLOAD  
ONE PRINTED MASTER COPY OF THE PROGRAM.**

THE FILE DOES **NOT** SAVE TO YOUR HARD DRIVE.

DO NOT WRITE ON  
THE ORIGINAL MASTER COPY!!!!  
MAKE ALL PRINTED COPIES  
FROM THE DOWNLOADED MASTER COPY  
PLEASE PURCHASE



**This is a ONE TIME ONLY Instant Download.**

**Some churches enjoy memorization and others avoid it. Except for young non readers, read all parts. If your church is fond of memorization lead time must be longer and more intense rehearsal is necessary.**

### **COPYRIGHT INFORMATION**

Print all pages needed for your local church using your local copier. Make as many copies of each page as needed for personal use. Do NOT give this program to any other church or group. Instead, give interested folks our order form, address and toll free telephone number (1-888-236-5433). CLOSE ENCOUNTERS MINISTRIES will continue production of exciting, inspiring Christian programs at low cost to churches across the USA and Canada. All Rights Reserved-Copyright protected.



## Preschool Christmas Director



*Church preschool, day care center,  
Christian school or home school leaders!  
This is the fun, easy program for you.*

*It is a good idea to have enough children to fill the program. A little "cheating" on the upper age range is okay. Fill spots with Kindergarten or older students as needed.*

Ask leaders to organize children with Nativity props and pajamas. For the most part leaders should be able to handle their preparations. The result will be a simple Christmas presentation by the youngest among us, dressed in pajamas, with simply made posterboard face masks or head gear.

**Be prepared to help.**

*This young version of the Christmas Story is read by the grown up Pajama Story Teller. No memorization. If memorization is important, lead time must be longer and intensive rehearsal is essential.*

*"All things work together for Good...."*  
*Romans 8:28*

### Bless Your Heart! ~ Relax!

**Mistakes Become Memories.** Relax and let it happen! Parents, grandparents and guests will be blessed. **Dust off your sense of humor.**

*"Why me? I cannot do this!"* Put those feelings aside. Dive into this charming Christmas drama as seen through the eyes of the Pajama Story Teller. Eager preschool children embrace the amazing story about the day Baby Jesus was born.  
**Everyone will remember it!**

**Take to the stage!** Young students take to the stage in their cozy pajamas, bathrobes and slippers to re-create the Bethlehem Nativity scene. They sing simple nursery rhyme songs. The Pajama Story Teller places them with their hand held masks in the scene at appropriate moments.



## Delegate!

*“You can do Anything but You Can’t Do Everything!”*

**Surround yourself with the best people.** Do not interfere unless specific assistance is needed. Trust the staff to complete their tasks. Never apologize when asking people to help. They will be blessed with a Christmas memory for years to come. **Ask With Confidence!**

## Positively Positive

*“If you Can’t be Positive at Least be Quiet.”*

**If the Director’s attitude is right, even the grouchiest saint responds cheerfully!** This preschool event is worth extra effort in the midst of personal holiday preparations, parties and travel. Statements like, *“We can’t do it”, “We never did it this way”, or “No one wants to do it”,* have no place in the process. **Simple planning is appreciated.**

## Offer It UP!

*Nothing Is Impossible! Really!*

**Pray!** Pray for the staff, students and set up. Take details before the Lord and then-Relax! Carry out tasks at hand. **God is in control.**

## God’s Plans Are Greater Than My Fears!

*Every Time I Make a Plan God Laughs at Me!*

**Read the entire program.** Print a personal copy from the master copy and mark areas requiring adaptation. Give printed copies to leaders personally. **Keep That Master Copy!**

**You don’t always need a plan. Sometimes you just need to breathe, trust, let go and see what happens.** Create an event that works for your group! Eliminate what cannot be used. Divide parts according to available participants. Combine parts as needed. **Add fun local tradition too!**

*Great People Do Things Before they are Ready!*

Leaders, teachers, assistants should be “on board” early. **Be specific when assigning tasks.**





# Sleep In Heavenly Peace At A Glance

*Insert Christmas Carols sung by the audience, special music and songs performed by preschoolers. Add where appropriate.*

*Consider the total time when planning music options.*

## Christmas Prelude

### Welcome Guests

### 'Sleepy Time' Entrance

### The Story: Sleep In Heavenly Peace

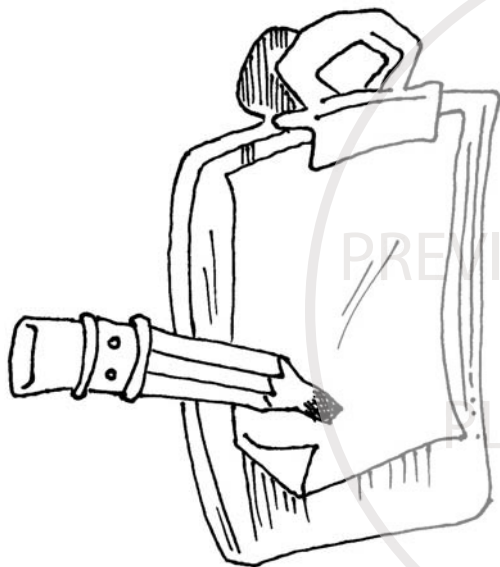
Featuring: Our Children

Guest: Bethlehem Shepherd Girl

Guest: Bethlehem Christmas Angel

Guest: Bethlehem Innkeeper

Guest: Wise Man from Afar



### Conclusion

## Wake Up! It's Christmas! Party



## Adapt!

*This on stage event is designed to last 20-30 minutes depending upon added music. **WAKE UP, IT'S CHRISTMAS PARTY** is not included in this time frame. The party is an optional gathering.*



### Small Church/School

**Remove segments requiring more people than available.** Combine parts so fewer children/leaders are needed. Eliminate what you cannot do. Involve children who are younger or older than the target group. Adults and teens are crucial to the small church/school program.

Some people may participate several times.

### Medium Church/School

**Adaptations are personal preference.** Choose parts you like and eliminate the rest. Tell the Christmas story but don't leave out anything important! (Like the Baby!) **Keep It Simple!**

### Large Church/School


Speakers, snack makers, servers, props, video, audio and lighting staff, musicians, costume designers, art team and others make the program exciting. **Use as Many People As Possible.**

### Wake Up! It's Christmas! Party

**Adult Sunday School class, small group of friends or loving parents plan the party.** Decorate area, prepare food and arrange clean up. *Wake Up! It's Christmas Party* is a terrific conclusion. If there is no time, the program is complete without the party. **The party is definitely a fun option.**

*“Life’s always changing.  
We are always being called to adapt.”*





## Christmas Music

*Sing traditional Christmas Carols with the audience. Include lyrics in a printed program or on large screen.*

*Coordinate music with church/school musicians.*

### Christmas Carols

Choose favorite Carols for the audience. Insert them wherever desired. The Carol "Silent Night, Holy Night" is featured during the Story Teller's story.

### Preschool Christmas Music

Check out our collection of nursery rhyme melodies with Christmas words. There are more songs than needed. We include all the song selections for your enjoyment and for many group sizes.

**WORDS ONLY—No piano sheet music or CD available from our end!**

Teach children the words. Place songs where you desire in the program. No piano accompaniment is required.

**Eliminate preschool songs if time is an issue.**

### Special Music Options

**Feature church and community talent.** Special Music options are NOT in the existing program. Add as desired.

**Consider time limitations.**

Vocal Solo  
Vocal Group (Duet-Trio-Quartet)  
Youth/Adult Choir

Instrumental Ensemble  
Handbell/Chime Choir  
Instrumental Solo



## Preschool Christmas Songs

Teach your little ones Christmas words to familiar melodies. No piano needed. Let them sing a capella in all their 'little voice' glory. We provide the lyrics.

We do not provide piano sheet music or CD accompaniment.

*Consider how much time preschool children can sit still and focus.*

*Shorter is better.*

*You know your group best.*

### Shine In My Heart, Lord Jesus (Silent Night, Holy Night)

*This is a children's version that is sung during the program.  
Teach it to participants. Let them sing it when desired.*

**Shepherds:** Shine in my heart.

Shine in my heart.

Shepherds dear, angels near.

Telling the story of Beth-le-hem

Telling the story to all good men.

I want to follow Jesus.

I want to follow Him. **Chorus**

**Wise Men:** Shine in my heart.

Shine in my heart.

Wise men come, Star leads on

Telling the story of Bethlehem

Telling the story to all good men.

I want to follow Jesus

I want to follow Him. **Chorus**

**Chorus:** Shine in my heart.

Shine in my heart.

Shine today, Shine in me

Telling the story of Bethlehem

Telling the story to all good men.

Shine in my heart, Lord Jesus.

Shine in my heart, dear Lord.



# Christmas On Stage

## The Littlest Among Us

sleep in  
Heavenly  
peace

### Three Wise Men

(Tune: Three Blind Mice)

Three wise men, three wise men,  
Traveling far, See a bright star.  
They found the Savior in Bethlehem,  
They fell on their knees  
and they worshiped Him,  
Never before has there ever been  
A Baby like Him, A Baby like Him.



### Take Me Out To the Stable

(Tune: Take Me Out To the Ball Game)

Take me out to the stable, out to where Jesus was born.  
Show me the manger He used for His bed.  
Show me the sweet dove who cooed by His head.  
And let's look way up to the heavens, look for the star where He lay.  
For it's --why--we--have Christmas morning,  
It's Jesus' Birth-day!

**J-E-S-U-S**

(Tune: B-I-N-G-O)

The Lord above us gave His Son and Jesus was His name-o.

*J-E-S-U-S! J-E-S-U-S! J-E-S-U-S!*

*And Jesus was His name-O.*



### The Baby In The Manger

(Tune: The Wheels On The Bus)

The cow in the manger went moo-moo-moo  
Moo-moo-moo! Moo-moo-moo!

The cow in the manger went moo-moo-moo  
All through the night.

The hay on the ground went crunch-crunch-crunch...(repeat)  
All through the night.

12



# Christmas On Stage The Littlest Among Us

sleep in  
Heavenly  
peace

The Baby in the manger went waa-waa-waa...(repeat)  
All through the night.  
His mother Mary went ssh-ssh-ssh...(repeat)  
All through the night.

## Happy Birthday Jesus (Tune: Happy Birthday)

On the first Christmas Day  
From the Father above,  
Came the little Lord Jesus,  
To show His great love.

Happy birthday to you,  
Happy birthday to you,  
I love you dear Jesus,  
Happy birthday to you.

## Mary Had A Little Lamb

(Tune: Mary Had A Little Lamb)  
Choose as many verses as desired

Mary had a little Lamb, little Lamb, little Lamb.  
Mary had a little Lamb, born in Bethlehem.

Jesus was her little Lamb, little Lamb, little Lamb.  
Jesus was her little Lamb, wrapped in swaddling clothes.

He was in a manger bed, manger bed, manger bed.  
He was in a manger bed, sleeping in the hay.

Shepherds came to see the Lamb, see the Lamb, see the Lamb.  
Shepherds came to see the Lamb, Angels sent them there.

The wise men brought him three nice gifts,  
three nice gifts, three nice gifts.  
The wise men brought him three nice gifts, placed before the Lamb.

Mary had a little Lamb, little Lamb, little Lamb.  
Mary had a little Lamb, Savior of the earth.



# Christmas On Stage The Littlest Among Us

sleep in  
Heavenly  
peace

## Mary Had A Baby

*(Tune: The More We Get Together)*

Mary had a baby, a baby, a baby.  
Mary had a baby, one glorious night.

She named the baby Jesus, dear Jesus, dear Jesus,  
She named the baby Jesus,  
'Cause God told her too.

The shepherds came to worship, to worship, to worship.  
The shepherds came to worship  
The newborn King.

The star above was shining, was shining, was shining.  
The star above was shining  
On Jesus sweet face.

Joseph gave him baby hugs, baby hugs, baby hugs.  
Joseph gave him baby hugs  
And Jesus was glad.

## Mary and Joseph Went To Bethlehem

*(Tune: Ten Little Indians)*

Mary and Joseph went to Bethlehem (3x)  
Riding on a donkey. (Act like bouncing on donkey)

So they rested in the stable (3x)  
They could go no further. (Fold hand like sleeping)

Baby Jesus was born to Mary (3x)  
She laid him in a manger. (Rock a baby)


The shepherds and wise men came to Jesus (3x)  
to bring the baby gifts. (Hold out hands to give gift.)

Now we celebrate Jesus' birthday (3x)  
On each Christmas Day! (Hold arms up to rejoice.)



# Christmas On Stage The Littlest Among Us

sleep in  
*Heavenly  
peace*



## Twinkle Christmas Star (Tune: Twinkle, Twinkle Little Star)

Twinkle, Twinkle Christmas Star  
How I wonder what you are.  
Shining high up in the sky  
Show wise men where Jesus lies.  
Twinkle, Twinkle Christmas Star.  
How I wonder what you are.

## 'Tis Christmas (Tune: Away In A Manger)

'Tis Christmas! 'Tis Christmas! The Christmas bells ring.  
The birthday of Jesus, Our Savior and King.  
'Tis Christmas! 'Tis Christmas! The candles all glow;  
The birthday of Jesus, Let everyone know.  
'Tis Christmas! 'Tis Christmas! The Christmas star shines.  
The birthday of Jesus, A glad, happy time!  
'Tis Christmas, 'Tis Christmas! Our Bible recalls,  
The birthday of Jesus, God's love gift to all.



## Happy Birthday To Jesus (Tune: Happy Birthday To You)

On the first Christmas Day, From the Father above,  
Came the little Lord Jesus, To show us God's love.

Happy Birthday to you, Happy Birthday to you.  
I love you, dear Jesus. Happy Birthday to you.

15





# Christmas On Stage The Littlest Among Us

sleep in  
Heavenly  
peace

## Jesus Came

(Tune: Deep And Wide)

Jesus came, Jesus came, Had a manger for His tiny bed.  
Jesus came, Jesus came, Had a manger for His tiny bed.

Angels sang, Angels sang, Told the shepherds Baby Jesus came.  
Angels sang, Angels sang, Told the shepherds Baby Jesus came.

Star above, Star above, Told the wise men Baby Jesus came.  
Star above, Star above, Told the wise men Baby Jesus came.

Jesus grew, Jesus grew, As a Man He made the sick ones well.  
Jesus grew, Jesus grew, As a Man He made the sick ones well.

Jesus gave, Jesus gave, Gave Himself to take away our sin.  
Jesus gave, Jesus gave, Gave Himself to take away our sin.  
Went away, Went away, Went away to make a home for me.  
Went away, Went away, Went away to make a home for me.

He will come, He will come, He will come and meet us in the air.  
He will come, He will come, He will come and meet us in the air.



## Christmas! Christmas!

(Tune: Praise Him, Praise Him All Ye Little Children)

Christmas, Christmas, now it's time for Christmas.  
Jesus came, Jesus came.

Christmas, Christmas; Now it's time for Christmas.  
Jesus came, Jesus came!

ADD STANZAS: Angels Sang, I'm so glad, Praise His Name.

16



# Christmas On Stage The Littlest Among Us

sleep in  
Heavenly  
peace

## Wise Men Still Seek Him!

(Tune: *Twinkle, Twinkle, Little Star*)

Twinkle, twinkle, little star  
(hold diamond shaped hands above head)  
Wise Men followed from afar.  
(Shield eyes with hand)  
They found the boy of whom we sing  
(hold out hand to show height on little boy)  
And gave Him gifts fit for a king  
(arms, as if giving a gift)  
They fell right down and gave a nod  
(kneel and bow head)  
Jesus was their Gift from God.  
(Clasp hands as if in prayer)



*Consider several traditional Christmas songs  
preschool children learn quickly.*

*“Away In A Manger”  
“We Wish You A Merry Christmas”.*



## Stage and Props

*Sleep In Heavenly Peace* is a simple preschool presentation of Jesus' Birthday using a minimum of staging and props.



### Set The Mood

**Keep The Decorations!** Christmas trees, nativity scenes, twinkle lights, poinsettias, candles and displays add to the festive atmosphere.

**Leave holiday decorations in place.**

### Staging

**Nativity Props:** Place an empty manger stage **left or right**. Add one small bench or stool near the manger. Add simple stable items as available. Add a few large baskets, pottery and greenery in the scene.

**Simple.**

**Keep it**

**Story Teller's Chair:** One large, comfortable rocking chair or upholstered chair placed **center stage**. Make room for all children to sit on the floor around the chair.

**Option: End table and lit table lamp.**

**Lighting:** Back light the chair with one small floor spotlight. Only the spotlight and holiday lights are lit. Turn off audience lighting even if program is performed during the day.

**Create atmosphere with light.**

**Seating:** Children and leaders enter from the back and move into place on stage. **No audience seating needed.**

### Sound System

**Use the existing sound system to its' best advantage.** Provide a microphone. Attach a wireless microphone. This detail makes the difference between a frustrating experience and a delightful program.

**Say It Loud!**



## Creative Costumes

Ss-hh!

It's Interactive!

### Pajamas and Masks

Children hear the Bethlehem bedtime story in their pajamas. The Nativity comes to life as simple character 'masks' are held in front of their faces.

**OR consider placing Holy Land head gear on students to represent their character.**

*Clothes make a statement.*

*Costumes tell a story!*



**BASIC COSTUME:** All students, assistants, leaders and the Story Teller wear their favorite Christmas pajamas, bathrobe and slippers.

**Set The Scene:** It is story time before bed. The little ones are ready to rest until Christmas morning breaks in all it's exciting glory! First, they hear the Bethlehem story of the day Jesus was born.

### Bethlehem Guests

Eyewitness Guests enter the scene to tell their story.  
Teens/Grown ups dress in full Holy Land costume.

### Costume Tip: Oriental Trading Co.

**Check:** [www.orientaltrading.com](http://www.orientaltrading.com) This online catalog offers Nativity costumes and animal masks at surprisingly low prices. If choosing simple costumes to fit over pajamas, this is a great source.

**Nativity Animal Masks:** [www.orientaltrading.com](http://www.orientaltrading.com) offers the perfect masks to add to the program for all your little manger animals. No fancy stage makeup. No problem. Effortlessly transform kids into stable animals. Animals include a cow, horse, camel, white sheep, black sheep and donkey. Each includes elastic band. Felt. (6 pcs. Per unit 6 1/2" x 12" x 5 1/2" x 12")

IN-13665038 \$11.99/Price may change



## Simple Props

**Children:** Carry favorite teddy bears/animals.


**Story Teller:** Carry a large handmade story book with full script taped inside. Print SLEEP IN HEAVENLY PEACE in large **black** letters on the audience side.

*HINT: Brightly colored poster board works great. Big, bright and spray glittered is charming!*

## Bright Ideas!

*Pajama Story Teller reads while sitting in the chair. Hand out poster board character masks. Students peek through their mask, holding it to become that character, animal or object as they are placed into the Nativity scene. The manger story springs to 'life'.*

**Needed:** 'Art inclined' people who make the hand held masks. We offer simple patterns. Enlarge on posterboard and feature highlights with markers, acrylic paint, glitter, acrylic jewels, old jewelry, fabric (as desired).



Cut holes for faces.


**Use these patterns or create your own.** Enlarge the patterns just big enough for young students to hold with faces peeking through the holes! Each child holds their mask in front of their face and steps into the Nativity scene when the Story Teller hands it to them.

**Adjust characters to the number of participants.** Example: 1-2-3, etc. shepherds....you decide. 1-2-3, etc. wise men....you decide. Manger animals: as many as needed. Stars and angels: as many as possible.

*Enlarge cardboard figures to fit the size of little people who will put their faces into character during the Bethlehem story. Add color, fabric, glitter or other fun materials to the figures as available.*

**More Angel Fun:** Hand glo sticks to the little angels. At the right time, ask them to wave and shine 'For Heaven'.

**Optional Extra Fun:** Take a few minutes before the program to apply makeup-rosy red cheeks, big eyelashes and eyeshadow on willing students. Add spray glitter on angels and stars to guarantee they sparkle in the stage lights.



*the*

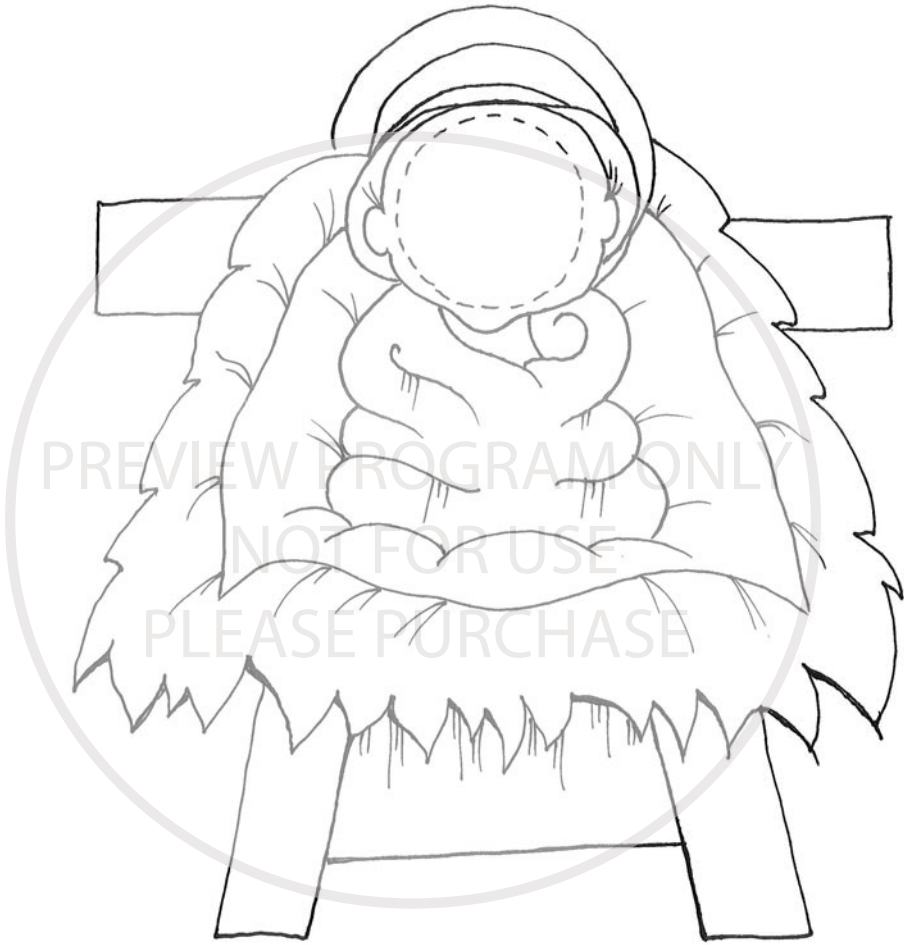
*INN*

PREVIEW PROGRAM ONLY  
NOT FOR USE  
PLEASE PURCHASE

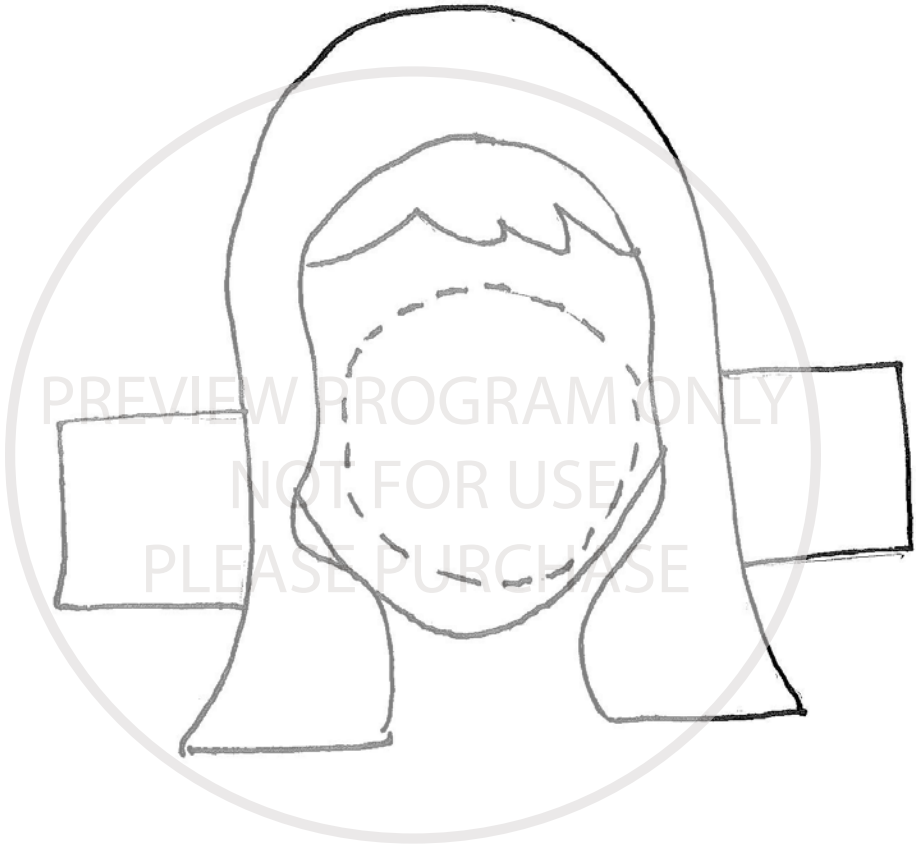
*is* *FULL !*



# Baby Jesus



# Mary

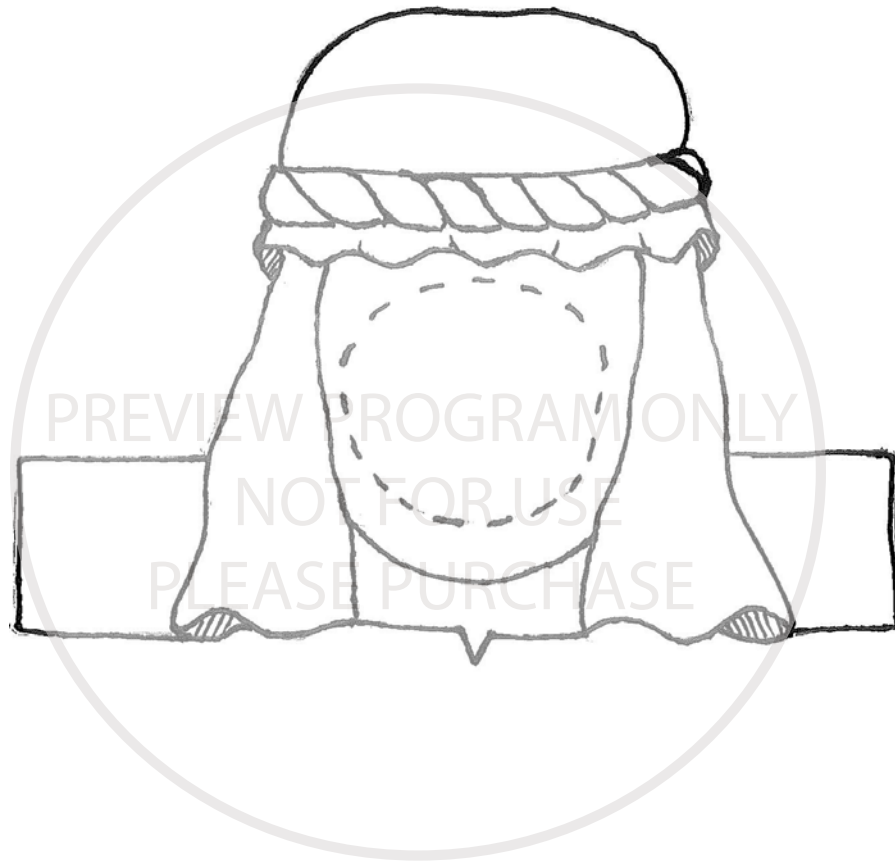




# Joseph



## *Shepherd*



Make as many as needed in various colors.



## Angel



Angels can wear tinsel halos in hair,  
two children carry these angels  
attached to paint stick or ruler.



## Wise Man



Make as many as needed.  
Vary colors.



## Star

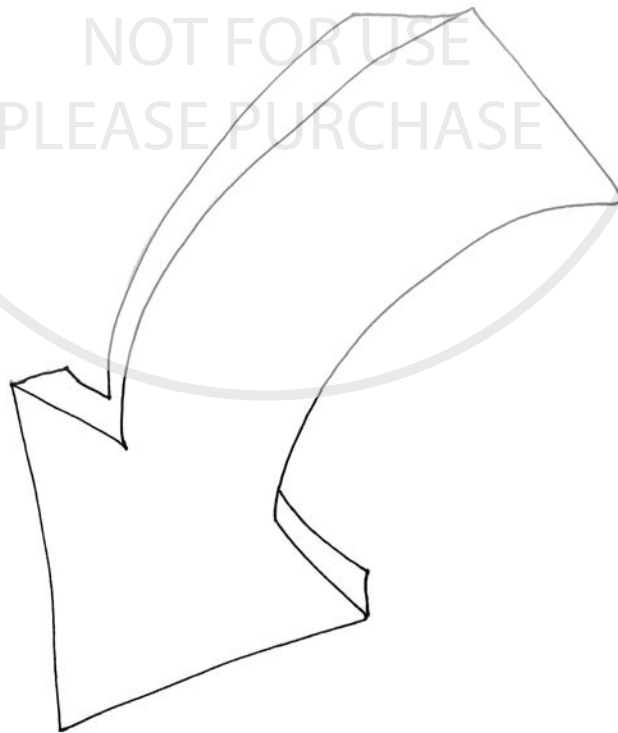


*Make as many poster board stars as needed. Attach over shoulders with fabric straps around the neck. Spray glitter on the large stars. Each little 'star' is given sunglasses to wear (because their stars are so bright)!*




# JESUS IS HERE!

PREVIEW PROGRAM ONLY  
NOT FOR USE  
PLEASE PURCHASE



## Stage Props

Make a few cardboard props to lean in background as desired.



## Donkey



Cut nose holes for eyes to peek out.  
Hold donkey in front of face and body.






## Sheep



## Cow


## Bunny



Make as many animals as needed.  
Option: Check animal masks at [www.orientaltrading.com](http://www.orientaltrading.com)



## Camel



Cut out nose area for eyes to peek through.  
Hand hold body.



## Publicity ~ Talk It Up!

Publicize SLEEP IN HEAVENLY PEACE through church/school communication channels. Announce it in your newsletter, the weekly worship bulletin and from the pulpit.

### Bulletin And Newsletter

Print an announcement in November and December newsletters. If planning WAKE UP IT'S CHRISTMAS PARTY, tell families there will be a Christmas celebration following the program.

### Local News and Social Media

Contact the local news source. Add a fun announcement with church holiday information. Talk to a reporter and photographer to see if a feature article is possible. Print several quick announcements on the church/school website and social media pages.

Talk it up with announcements and pictures on your private face book page and twitter.

### Television And Radio

Media. Advertise on your local television cable advertising channel. Radio stations often have free spots available as community service.

### Christmas Card Invitations

Send family invitations home.  
This is effective for families are not involved.  
Use real Christmas cards with invitations tucked inside.

Daycare/Preschool children  
make paper Christmas cards  
as a project and tuck each invitation inside  
to be placed in their backpack.



Teachers! Helpers!  
Pray! Prepare! Present!  
*When you play with 'puppies', expect puppy tricks!*



### The Youngest Among Us! ~ On Stage!

Preschool children do NOT have individual speaking parts. They sing together. They dress in pajamas. They enter the Nativity scene. Add simple costumes/masks appropriate for their character during the program.

### Story Teller ~ You're On!

Pajama Story Teller leads the way. Program material is written in an easily readable format. Preschool children responses are short and coached. Optional 'grown up' monologues are inserted. Use as desired.

### Practice Makes Perfect ~ Or Not!

Practice music and prepare children for the big event. Adapt and make changes as needed. Keep Calm. No one will care. **Memories are made!**

### Communicate With Parents

Tell parents when to have children at rehearsal and performance. Little rehearsal is needed. Invite families to attend. Communicate specific props or costuming for their child. **Parents dress their child or arrive in pj's.**





## Stage Helpers

Sit with children on stage.

### Wear Your Fave Pajamas!

**Keep it simple.** When guiding children or sitting with them on stage, wear pajamas. This is the time to bring out your 'footie pjs'!

Have fun!

*If assigned a short part,  
speak with enthusiasm.*

*Memorization is not necessary.*

### Sing Along

The suggested songs are short nursery rhyme tunes with Christmas lyrics repeated two or three times. Sing along and add to the over all sound.

*Sing a capella!*

### On Stage/Off Stage

**Keep children focused.** Let them sit on your lap or place your arms around them as they sit near you. Guide them gently into position. Teen and adult leaders mixed with little ones is charming. It is an excellent way to keep order on stage.

**Guide children and sit with them.**

### Music Makers Prelude

Play Christmas Carols as the audience gathers. Choose happy music suited to a children's program. A variety of instruments can be included as available.



## Sleepy Time Procession

**Gather children in an outer room.** The audience welcome, introductions, first audience song, Narrator and offering (*If appropriate*) is completed before the little ones enter the performance area.

**Dim the Lights.** Existing holiday lights are left to glow merrily in the background. Leave stage lights, spotlights, twinkle lights shining.

*Invite Children to join the  
Story Teller On Stage.*

*Create a dramatic entrance  
and photographic moments.*

## On Stage

Seat the children on the floor around the Story Teller as they arrive at the stage. As the story is told, place Mary and Joseph near the manger, angels in the back, shepherds on one side and wise men on the other side.

*Hand out head gear or hand held masks (decided before program) as each child takes their place in the manger scene during the program.*

Scatter angels along the edges.

Children dressed as 'stars' mingle with angels.

Children masked as animals, sit on the floor.

Insert preschool songs at the beginning, middle and end of the program. We suggest song options. **Choose music as desired.**

*Options : Bethlehem Guest Monologues.*

*Little ones may stand near the speaker at the right time.*

*See Script and use as desired or eliminate if time is an issue.*



## Pajama Story Teller

*Read the script Bethlehem story aloud,  
hand character props to children.  
Create a little ones, mini Nativity scene.*

### Follow Script Directions

Your gentle personality as *Pajama Story Teller* makes child involvement delightful as you place them in the scene. Prompt children to respond casually. Repeat their responses with them.

**Whatever happens....happens!**



### Sing!

Songs we suggest and include with this event are short, Repeat melodies a couple of times. **Sing a capella.**

*Choose Christmas Carols that the audience sings.  
Decide where to insert traditional Carols.*

### Lead The Children!

**Assign specific characters.** Children do not have speaking lines. They become part of the visual Nativity scene. All children should be in pajamas with Nativity costume/mask options provided. **Keep it simple.**

**Children sit on stage.** They stand in the Nativity scene when their part of the story is told. Hand them their prop. Place them near the manger on stage.





## Get Ready! Get Set! Go!

**No Memorization!** Carry the script inside a large story book. Dress in pajamas and bathrobe. Young children bring Jesus' story to life visually, standing in their stable places.

## Be Flexible ~ Just Be Cool!

**Relax!** When young children say or do something unexpected this does not ruin the program. Their innocence, enthusiasm and curiosity make their first 'on stage' experience enjoyable. **And That's the Truth!**

*After their entrance, seat children on the floor around the chair. Once placed in the Nativity scene, they stay there. If a few children wander, keep your sense of humor. **Remind them of their important part!***

*It is helpful to have older helpers  
guiding the children.*

PREVIEW PROGRAM ONLY

## Be Gentle

Young children are most comfortable with people they know best. Visit their classroom, talk with them. Become an approachable friend. This preparation reaps great benefits. **The youngest children will not be afraid.**

NOT FOR SALE  
PLEASE PURCHASE

Create a fascinating Bible Journey for preschoolers.  
Hands on learning with  
a knowledgeable, fun staff!

*Jesus said, 'Go into all the world  
and preach the Good News to everyone.'*

*Mark 16:15*





## Preschool Participation

*Encourage children to respond with joy.  
Focus on the manger, becoming their character.*

### 'Tis A Gift To Be Simple...and Childlike.

Easy songs with familiar melodies like "Away In A Manger" or nursery rhymes are well received by the audience.

**Hand Signal Option:** Consider a hand sign to signal it's time for the appropriate on stage group response.

*Place one grown up in the front row  
to guide the group.*

**Rehearse:** Preparation lessens the 'deer in the headlights' look! Practice songs, include assistants.

**Tip:** Practice in the actual performance space.

### Free To Be Three ~ No Matter What Happens!

**Perfection? Pshaw!** If one or two children cry, wave, greet 'mommy and daddy', comment or run off stage, don't panic. Handle the issue with humor and regroup. The more casual the effort, the better the result.

**Don't aim for perfection.**

### "Because I'm Little" ~ I Can't Tell You Who I Am

- 1. Fear:** Is there a shaking, clinging, crying child? Hold their hand. Ask a parent to 'come along', be supportive. The solution can be as simple as giving a mask on stage to hide behind so they can "dance like no one is watching"!
- 2. The Performer:** Most little ones are ready to take to the stage. They are excited to be there and seem to know what to expect with big smiles. Can't predict it!
- 3. The Shy Wallflower:** This little person wants to be in the show but stands at the edge and sucks their thumb. Let them be shy and comfortable.



# Christmas On Stage The Littlest Among Us

sleep in  
Heavenly  
peace

**4. The Observer:** This child wants to 'just watch'. It takes a lot of guts for a three year old to be on stage in front of a crowd. Remind them how proud you are that they got out there!

**5. The Joker:** This child wants to 'steal the show'. They go off script and talk to parents from the stage, wave, say something funny or just start doing their own thing while everyone else follows the story teller. If this happens to you, you have a star on your hands!

*Gently encourage any child that goes too far off script to come back to the story. As long as they are having fun and not being too distracting to the rest of their friends, it's all okay. The preschool program is meant to be loose, fun and super cute!*

## Secret Tips To Help Your Little Ones Succeed On Stage ~ Think On The Fly!

**1. Get Them To Class:** It is helpful when the children know each other, love their teacher and are familiar with the space. Getting to know the story and the staff that will be present on show day can go a long way.

**2. Practice:** Give the children every opportunity possible to stand in front of a group and get big applause. Let them get excited about the performance.

**3. Let Children Teach YOU:** Let them move and participate according to their size, age and attention span. It's okay if they don't do all the moves right, just help them along during the program.

**4. Singing:** Teach the songs and sing them often before the program. They will associate the moves and theme the more they hear their songs in class.

**5. Get On Stage:** If possible, take the group on stage. It gives them a sense of what to expect on show day. Talk about the crowds, the story, the lights, the backstage area. You can even tell them who they will become in the program.

*Jesus said,  
'Whoever welcomes one such child  
in My Name welcomes Me.'  
Matthew 18:5*





sleep in

Heavenly

PREVIEW PROGRAM ONLY

NOT FOR USE

PLEASE PURCHASE

peace

Preschool Christmas  
On Stage  
For The Littlest Among Us!



## Before The Little Ones Arrive

This program features  
the Christmas Carol,  
"Silent Night, Holy Night".



Musicians play it  
as the audience arrives.  
The audience sings individual verses  
as the program proceeds.

If a guitarist is available,  
feature the song as originally written.

Option For The Brave: Sing it in German.  
Or: Ask two people to sing a duet in German.

Choose one/two teens or grown ups  
to speak as Narrator.



## Narrator: Silent Night, Holy Night

**Introduction:** One/Two Narrators remember how "Silent Night" became a favorite Christmas Carol. Tell the story with sweet assurance that the writer celebrated Christmas in 1818 with the same devotion we celebrate today.

**Verses of the Carol will be sung during the program.**



While the Narrator presents this segment,  
"Silent Night" is quietly played on guitar, organ or piano.

**Narrator:** It was a cold, snowy 1818 Austrian Christmas Eve. St. Nicholas Church in Oberndorf near Salzburg was chilly and empty. School teacher, Franz Gruber, walked along the aisle preparing for Christmas Eve. He must have left his coat, cap and scarf in place as he sat at the organ to practice the few songs he knew would be sung by choir and congregation.

*To his dismay, the organ wasn't working. Of all times, Christmas was most inconvenient to have music silenced. It was a sad year for the shipping workers, boat builders and their families in the small village. War took a toll on the region. Depression, job loss and an unsure future troubled the people. Christmas was a rest from the fear of tomorrow.*

As Franz turned to leave the cold church, the brand new musically talented pastor, Joseph Mohr, showed up with a hand written poem. "Write a melody for this little poem. If it sounds good, you and I will sing it tonight with the guitar. We must have some kind of Christmas music. The organ is lost to us."

*Franz Gruber saw Mohr's handwritten German words, "Stille Nacht" and a simple melody flowed onto paper. That evening, the villagers gathered to worship Jesus and tell the Bethlehem story. Joseph Mohr sang tenor accompanied by his guitar. Franz Gruber joined in with his rich bass voice.*

Christmas would never be the same. We still tell the story of that 'Silent Night, Holy Night'. We tell it again today. "Silent Night, Holy Night, all is calm, all is bright." Our little ones know it well. Let's remember the story of Bethlehem with the littlest among us.



## Silent Night, Holy Night

German Lyrics: Music: Franz Xaver Gruber, 1818  
Words: Joseph Mohr, 1816/1818



**Stille Nacht, Heilige Nacht,  
Alles schlaft; einsam wacht  
Nur das traute hochheilige Parr.  
Holder Knabe im lockigen Harr,  
Schlaf in himmlischer Ruh!  
Schlaf in himmlischer Ruh!**

English Lyrics: *Sing verses 1, 6, 2 from the original  
Joseph Mohr version.*

Silent Night, Holy Night

All is calm, all is bright.

'Round yon virgin Mother and Child

Holy infant so tender and mild

Sleep in heavenly peace

Sleep in heavenly peace.

Silent night, Holy night,

Shepherds quake at the sight.

Glories stream from heaven afar,

Heavenly hosts sing Alleluia;

Christ the Savior is born

Christ the Savior is born.

Silent night, holy night

Son of God, love's pure light.

**Radiant beams** from Thy holy face,

With the dawn of redeeming grace,

Jesus, Lord, at Thy birth

Jesus, Lord, at Thy birth.



## Story Teller Introduction

*The Story Teller enters from back in pajamas.  
Walk through audience to center stage, yawning and stretching.*

*(Surprised by Audience)* Uh...Hello! Surprise! I am getting ready for bed. How did you get in my house? If I knew you were coming, I would have *(ahem)* dressed for the occasion, made tea, served cookies. Shouldn't you be getting ready for Christmas, or watching television or...sleeping?

*(Sit in Large Chair)* Come in. Sit down. Join the bedtime gang. Bath, brush teeth, comb hair, put on pajamas and meet me for story time.

Anyone who thinks the art of conversation is dead ought to tell a child to go to bed. *(Whining)* "I need a drink of water...I am hungry...he hit me... Why is the sky blue?...You forgot to hug me...I'm not sleepy." At bed time my children turn into dehydrated philosophers who need a hug. Sound familiar?

I looked up 'bed time' in the dictionary. Definition: 1. Playing, singing, making random noises, 2. Being scared in a perfectly safe bedroom, 3. Dying of thirst, 4. Making parents question their decision to procreate.

Some wise guy said, "If you read just one book a day to your child, they will have been read 1825 books by their 5<sup>th</sup> birthday." In my personal experience I will have read the same book 1825 times. You know the one. "Do you like green eggs and ham?"

It takes courage to raise children. Courage and a whole lot of love. That's why I'm here, in my jammies, waiting for children...living out the 'whole lot of love' part. Usually we tuck in tight and read one book...or ten... but this is Christmas Eve! I planned a surprise. I will read the Bethlehem story and the children will 'become' the Baby Jesus people. YOU get to sing once in awhile.

As long as you are here anyway...Watch! And be amazed! Children! Are you ready for story time? Come out, come out wherever you are!

### Sleepy Time Entrance

CHILDREN ENTER WITH HELPERS FROM BACK OF ROOM.

*Option: Music accompaniment - "Away In A Manger"*







## Sleep In Heavenly Peace!

*Sit in large chair.  
Invite children to sit on the floor around the chair.*

*Script is attached inside large story book.  
Costume parts or masks are beside the chair.  
Hand props to children just before their segment is read.*

**Example:** "I need some shepherds and sheep.  
Let me help you get ready."



It's Christmas Eve and all good children listen to stories with open eyes and quiet lips and hearing ears. If we are very good, we may see surprises with our eyes during our Christmas story.

## Sleep In Heavenly Peace!

Back in the 'day', way back in the 'day', a sleepy little village snuggled in the hills of Judea was about to become the most famous city on earth. No one knew it that night. In fact, every village inn was bustling with business. When you go to sleep tonight, be thankful for your bed. That night travelers had no place to sleep. In fact, there was only one spot left in the whole village of Bethlehem.

**Bethlehem Guest:** "Sleep! It's My Business!" **The Innkeeper**  
**Audience:** Sing "Silent Night, Holy Night" Verse 1  
**GIVE SHEPHERD AND SHEEP PROPS**

**SHEEP AND SHEPHERDS:** Meanwhile, in the hills of Judea some sheep and shepherds were walking and resting in the night. It was dark and quiet. The only thing anyone could hear was the sound of the happy, sleepy sheep.

**PROMPT SHEEP:** Baaa, Baaa



### GIVE ANGELS PROPS/LIGHTS

**ANGELS:** Suddenly, the dark sky turned to bright light! Really bright light! (Wave Glo-Sticks) Angels from Heaven showed up all around the shepherds and the *shepherds were really afraid!*

**PROMPT SHEPHERDS:** Shake like you are scared...big time!

**PROMPT ANGELS:** Wave Glo-Sticks..



# Christmas On Stage The Littlest Among Us

sleep in  
Heavenly  
peace

*The angels raised their 'wings': "Don't be afraid. I'm here to tell you about a great and joyful thing for everyone around the world! A Savior has just been born in David's town, a Savior who is our Messiah and Lord. When you get to Bethlehem, look for this: a baby wrapped in a blanket and lying in a manger."*

**PROMPT ANGELS:** Raise your arms in the air and wave them like wings!

*All at once there was a huge angel choir singing God's praises. "Glory to God in the heavenly heights, peace to all men and women....and every child....(I added that part...) on earth who please him."*

*It was super terrific, terrifying, delightful and joyful all at the same time. And then? As fast as they showed up, the angels disappeared. You can imagine how confused those shepherds were. One minute camping in the neighborhood roasting marshmallows and the next minute God's glory blazed around them. The next minute, it was dark and quiet and the sheep said:*

**PROMPT SHEEP:** Baaa

*Well, after catching their breath, the shepherds said, "We better get over to Bethlehem to see what's going on. We have to look for a baby boy, in a blanket, in a manger." And that is just what they did! They took off for Bethlehem....fast!*

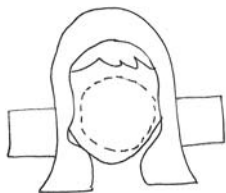
**PROMPT SHEPHERDS AND ANGELS:** SIT WITH STORY TELLER

**BETHLEHEM GUEST:** *Shepherds Quake ~ Shepherd Girl*  
**BETHLEHEM GUEST:** *Christ The Savior Is Born ~ Angel*  
**Audience:** Sing "Silent Night, Holy Night" Verse 2

## GIVE MARY AND JOSEPH PROPS

Meanwhile, two young people, Mary and Joseph, were looking for a place to sleep in Bethlehem. Mary was going to have her baby, the baby God promised would be the Savior of the world, that very night.

**PROMPT MARY AND JOSEPH:** Stand and walk to manger.



49



# Christmas On Stage

## The Littlest Among Us

sleep in  
Heavenly  
peace

Mary and Joseph looked everywhere for a hotel. It was crowded that night because the leaders said, "Everybody in Israel, go to your hometowns and sign your names. We want to count you." That's weird. But that's what everyone did. They walked, they rode their camels and donkeys, they hitched up their wooden wagons and headed home.

Door to door, from 'Holiday Inn Bethlehem' to 'Best Eastern', Joseph and Mary asked the same question, "Do you have a place for us to sleep? We won't make any trouble. Mary just needs to have her baby." Again and again, the sign went up:


**PROMPT SIGN HOLDER: THE INN is FULL!** (Wiggle the sign)

Finally, one Innkeeper held up the sign and said, "My Inn is full but....I can let you sleep in the stable with the animals. It's not much and it smells a little, but....." and Joseph said, "We'll take it!" And they did.

We really don't know how many animals or what kind of animals were in that stable but let's see if we can guess. Maybe there was a donkey, a camel, a cow, a sheep, a bunny. Who knows?

**PROMPT ANIMALS:** Hand out as many animal characters as available.

Animals sit in front of manger facing audience.



It was time for Mary to have the baby boy.

**PROMPT MARY:** "Ouch" Hand her Baby Jesus

The shepherds showed up all excited, jumping up and down! They talked all at once. "There were angels! They were from Heaven! The angels said to find you. This baby is our Savior! They said we should run to Bethlehem, right here to this manger! We should worship Jesus, God's Son.

**PROMPT SHEPHERDS:** Run to manger, jump up and down and be really happy. Kneel at manger.

I can imagine God let the angels peek into the manger and see Baby Jesus. I think the angels might have flown into the little stable and stood behind everyone and just smiled.

**PROMPT ANGELS:** Stand in the background

50



# Christmas On Stage

## The Littlest Among Us

sleep in  
Heavenly  
peace

High in the sky, God's beautiful stars were shining like birthday candles on a cake. Every star that twinkled seemed to say, "Jesus is here. He is right here in Bethlehem. Come and see the King!" There was ONE very bright star that twinkled right above that little stable.

**PROMPT STARS:** Wear stars and sunglasses.

Stand all around the stage.

**ONE Star stands just behind Mary and Joseph.**

**That Star has words printed on their star.**

**JESUS IS HERE! (Arrow pointing down to manger.)**

In a far away Eastern land, some very wise men were looking up in the sky.

**PROMPT WISE MEN:** *Look up in the air,*

*kneel at the manger with gifts.*

"Wow", they said, "look at that bright star! We should follow it and see if it leads us to a king. We should take presents." And off they went, riding their camels and crossing desert sand all the way to the tiny village of Bethlehem.

**BETHLEHEM GUEST: Radiant Beams ~ Wise Man**  
**Audience: Sing "Silent Night, Holy Night" Verse 3**

Guess what those wise men found? Baby Jesus in the manger with Mary and Joseph and shepherds and animals all around him. Baby Jesus must have yawned, "Why don't these people go home? Can't a baby get some sleep here? You'd think it was my birthday or something. I need to 'sleep in heavenly peace'."

**ALL CHILDREN RETURN TO THE FLOOR NEAR STORY TELLER.**

Everyone went home. The shepherds went back to their fields, telling everyone what happened to them with the angels and the manger and the baby! The angels went home to Heaven, praising God and singing Glory to His Name. The Wise Men hopped back on their camels and went back to their country a secret way so the people who wanted to hurt Jesus didn't know where He was.

Mary and Joseph used the wonderful presents given by the Wise Men (gold, frankincense and myrrh) to pay for life in Egypt with Jesus. Those bad guys were really looking for them.



## Conclusion

After that night at Bethlehem Inn, Jesus grew into a wonderful young man and showed everyone He is truly our Lord and Savior. But...that's a story for another night! Tonight we know that God sent His Only Son, Jesus, into our world to save us and make us ready to live with Him in Heaven. And that is Good News!

Time for bed! Off with you. There are big things happening Christmas morning and you need to be well rested. You look comfy cozy in your pajamas. Make your way up the stairs. Your soft beds are waiting.

*Audience Conclusion*  
*Sing a Favorite Christmas Carol.*

*Children and Leaders Exit*  
*Through the Audience.*



*Close In Prayer*

*Wake Up It's Christmas! Party*  
*If a party is planned, give directions.*





## Surprise Guests!

*Choose teens/grown ups to portray fully costumed Bethlehem people. Each Bethlehem guest adds to the Christmas story from their perspective. The audience sings one verse of "Silent Night".*

### Innkeeper - "Sleep! It's My Business!"

Verse 1: Silent night, holy night!

All is calm, all is bright.

Round yon Virgin, Mother and Child.

Holy infant so tender and mild,

Sleep in heavenly peace,

Sleep in heavenly peace

### Bethlehem Shepherd Girl —Shepherds Quake Bethlehem Angels – Christ The Savior Is Born

Verse 2: Silent night, holy night!

**Shepherds quake** at the sight.

Glories stream from heaven afar

**Heavenly hosts** sing Alleluia,

Christ the Savior is born!

Christ the Savior is born!

### Wise Man—Radiant Beams

Verse 3: Silent night, holy night!

Son of God, love's pure light.

**Radiant beams** from Thy Holy face

With dawn of redeeming grace,

Jesus Lord, at Thy birth

Jesus Lord, at Thy birth

"Sleep! It's My Business!" ~ The Innkeeper



# Christmas On Stage The Littlest Among Us

sleep in  
Heavenly  
peace

*Audience sings Verse One of "Silent Night, Holy Night".*

**Verse 1:** Silent night, Holy night! All is calm, all is bright.  
Round yon Virgin, Mother and Child. Holy infant so tender and mild,  
Sleep in heavenly peace, **Sleep in heavenly peace.**

*One Character dresses in full Holy Land costume as a working person  
complete with apron, carrying wooden bowl or spoon.*

Sleep. It's my business. I am a Bethlehem Innkeeper. My home is my work.  
My work is my home. People come to sleep in my beds and eat in my kitchen.  
Our Bethlehem Inn Motto:

*"A little food, a little sleep,  
a little place to park your sheep".*

Guests come and go. I crowd as many travelers as possible. It's not my fault  
the rooms were full. A young couple came to the door late in the day. Every  
room, every corner, every spot in the courtyard was filled with paying guests.  
All their stuff and all their animals! There was NO ROOM AT THE INN!

I saw the YELP reviews. Frankly, the comments hurt my feelings. Listen to this:

*"Bethlehem Inn is crowded." Two Stars \* \**

Well, of course it was crowded. The Romans insisted every family travel to their  
hometown to sign the census. There were people coming from all over the  
kingdom. Yes, it was crowded. What could I do?

*"Bethlehem Innkeeper is rude and doesn't comb his hair." Two Stars \* \**

Really? That's all you've got? I'm tired. Every guest has demands. "Get me  
'this'. Get me 'that'. I don't like the bed. I hate the view out my window.  
Give me a discount." So I didn't comb my hair. One day! Get a life!

*"Bethlehem Inn turns away customers. I'll never go there again." One Star \**

Now that is downright unfair. I DID NOT TURN AWAY customers! I made space.  
I put that young couple in the barn. It was warm, quiet and private. I gave  
what I had. A baby boy was born. My staff welcomed scruffy shepherds and  
prepared for elegant wise men to visit. It was a good night.

The last time I peeked in, 'all was calm, all was bright'. Bethlehem Inn let  
them 'sleep in heavenly peace'. No problem! I'm going to bed! Good  
Night. Sleep Tight. ...and...uh...don't let the bed bugs bite.

*Exit*



Shepherds Quake ~ Bethlehem Shepherd Girl  
Christ The Savior Is Born ~ Angel

*Audience sings Verse Two of "Silent Night, Holy Night".*

**Verse 2:** Silent night, holy night! **Shepherds** quake at the sight.  
Glories stream from heaven afar **Heavenly hosts** sing Alleluia,  
Christ the Savior is born! Christ the Savior is born

*Shepherd Girl stands at front in middle aisle among audience.*

*Angel: Stand in middle aisle in audience.*

*(Option: Two audience members light the angel with flashlights.  
Do not flash light directly in eyes.)*



**Bethlehem Shepherd Girl:** *(Stand center stage.)* I guess you think all shepherds are boys. Nope! Girls can be shepherds too! Shepherds are mentioned lots of times in the Bible. Abraham, Moses and King David were shepherds. Jesus is the Good Shepherd. Girl shepherds find water, fresh grass and guard the flock just like the boys.

**Sheep are my favorite animal.** Most people make me quiver and quake. Maybe that is why I love quiet nights in the sheep field. A cheerful campfire, warm wooly blanket and a little lamb to cuddle after a dinner of bread and cheese. The night Jesus was born our sheep were asleep and we were finally resting at the campfire.

**I 'quaked', I shook, I screamed, I fell down...well, you get it... when the Heavenly hosts came to our hillside.** Angels, thousands of angels, lit up our field. Did you see them? How could you miss them? I was so afraid. Not just because I am a girl! The guys were 'quaking' too! Personally, I thought we were going to die. Little did I know shepherds were going to hear the best message in the whole wide world!

*Stand quietly in place  
while angel speaks.*





# Christmas On Stage The Littlest Among Us

sleep in  
Heavenly  
peace

**BETHLEHEM ANGEL:** *(Standing mid aisle)* Chances are, if you have seen a real angel you never knew it. That's one of God's rules, "Don't ever let them see you being an angel. Just surprise them!" Good rule. Any time I show up people are always 'quaking'. I don't mean to make them afraid. In fact, I start every conversation with, "Fear not". Never seems to calm anyone.

**I will never forget the night Jesus was born.** We got the word that our angel choir was assigned to show up in a quiet sheep field outside the village of Bethlehem. So we shined up our halos, fluffed out our wings, ironed our gowns and sprinkled our glitter. Not really. That's what YOU might think we did!

**We were impressive.** We scared those shepherds. Almost scared me. We sang, we spoke. We directed the tired shepherds to the exact place where Baby Jesus was sleeping. Mary and Joseph had no idea we were so close to their barn. We could only hope the shepherds remembered what we said when they were done being afraid. We lit up the place!

**Heavenly Father had everything under control.** It worked out beautifully. In case you forgot what we said, I remember it word for word:

*"Don't be afraid!" See? Standard angel introduction.  
"I bring you good news of great joy that will be for all the people.  
Today in the town of David a Savior has been born to you;  
He is Christ the Lord. This will be a sign to you:  
You will find a baby wrapped in cloths and lying in a manger."*

**We sang the prettiest song:** *"Glory to God in the highest,  
and on earth peace to men on whom His favor rests."*

**That's it.** We completed Heavenly Father's assignment. We went home to Heaven. The shepherds, bless their hearts, did remember every word.

**BETHLEHEM SHEPHERD GIRL:** One shepherd, I don't remember who, said, "Let's go to Bethlehem and see this thing that has happened, which the Lord has told us about." Off we went. Not only did we see Jesus but we met Mary and Joseph AND told everyone we saw about angels and God's good news. We found a baby wrapped in clothes, lying in a manger! So much for keeping angels a secret. We told everyone!

*Bethlehem Shepherd Girl and Bethlehem Angel Exit*

56



## Radiant Beams ~ Wise Man

*Audience sings Verse Three of "Silent Night, Holy Night".*

**Verse 3:** Silent night, holy night! Son of God love's pure light.

**Radiant beams** from Thy holy face With dawn of redeeming grace,

Jesus Lord, at Thy birth Jesus Lord, at Thy birth

*One person fully dressed in wealthy Holy Land clothing as a bejeweled king.*

*Wear necklaces, rings, head gear.*



**WISE MAN:** *(Stand Center Stage. Bow to Audience. Look Up.)* Very unusual. Do you see what I see? A star, a star, dancing in the night. With a tail as big as a kite. *A Child, a Child shivers in the cold, let us bring him silver and gold. He will bring us goodness and light.* Where have I heard that?

*(Point)* There it is. The Star! Right there between Venus and Jupiter. We followed it a long time. Why would we go to all that trouble if we didn't think it was a miracle of God? After all, we are smart! Some people call us 'wise'.

**Truth be told, we got a tip.** We asked around Jerusalem to see if anyone knew about a King of the Jews. We met a king in Jerusalem. Herod was friendly with evil in his heart. We heard an old story from ancient scripture of a baby King, the Jewish promised Messiah, Savior, who would be born in Bethlehem but no one believed that anymore. The people laughed, "Knock yourself out. We waited 500 years for this savior, this 'messiah'. No way!"

**We headed for Bethlehem.** You may think we are late to the party but we faced a lot of challenges. 'Bearing gifts, we traveled afar... field and fountain, moor and mountain, following yonder star.' *Where have I heard that?*

We took precious gifts. Jesus is a king after all! Gold, like a crown, Frankincense, it's a sweet perfume. Myrrh, a funny word and bitter perfume. Myrrh wasn't my idea. The other guys thought it might come in handy some day.

**We found Jesus!** Always let it be said we can travel afar without getting lost. We found the little family in a humble house. They appreciated our effort and our gifts. Mary said she would never forget us! Forget King Herod. We changed course to keep the baby king's location a secret. We are going home another way. I have to leave now. It's a very long trip.

*Wise Man Exit*





## Wake Up It's Christmas! Party With A Purpose

*Assign party planning to one small group:  
Specific grown ups or a Sunday School Class.  
Preschool parents may set up the party area.  
Offer delicious desserts,  
Christmas music, casual fellowship.*

### PREVIEW PROGRAM ONLY NOT FOR USE PLEASE PURCHASE Preparations Before Party Day

**Menu:** Prepare a Christmas Cake. Ask people to share their favorite Christmas dessert. If this is a Sunday morning event, serve a Continental Breakfast including ham and egg sandwiches or casserole, doughnuts. Provide favorite beverages: Coffee, tea, orange juice, fruit drink.

**Seating:** Decide the table and chair arrangement depending upon the size of the gathering. Serve buffet style with space for guests to move around the room. Place chairs in intimate circles for group conversation.

**Music:** Fill the air with Christmas music. This could be live music performed by local church/school musicians or favorite CD performances.

**Centerpieces:** Cover tables with white tablecloths overlaid with colorful baby quilts to represent bedtime. Add bedtime centerpieces: small pillow, stuffed animal, baby bottle, night light. Add one piece of a Nativity scene set to each table.



## Preparations On Party Day

Decorate the serving table and guest tables. Plug in the coffee pot and boil tea water while the program is in progress. Set out desserts, cream and sugar. Make your favorite Christmas Punch and place on a nearby serving table.

## During The Party

Assign specific people to serve desserts, pour beverages and refill creamers. Greet guests cordially as they wait in the serving line. Move around the group to be sure everyone feels welcome. Find seats for those who may not be familiar with your church. Introduce people. Enjoy the compliments.

## After The Party

Don't forget! The party is not over until clean up is complete. Ask everyone to help with dishes, removing tables and chairs and sweeping the area clean.

Go home knowing  
you have been a good  
and faithful servant.

Well Done!  
Feel free to  
"Sleep In  
Heavenly Peace"!

