

# Resurrection Connection

*Drawn  
To  
Christ*



# Resurrection Connection

## *...Drawn To Christ*

Introduction.....2

Tips For The Director.....3-4

Adaptations ~ Make It Work.....5

Music.....6-7

Stage And Props.....8

Costumes.....9

Child Ushers.....10

Publicity.....11

Teachers.....12-13

Creating The Cross.....14

Creating Easter Symbols.....15

The Church Janitor.....16

The Kid.....17

The Prelude ~ The Processional.....18

Readers Introduction ~ The Cross.....19-20

Church Janitor Introduction.....21

The Nursery ~ Here Comes Jesus.....22-23

Preschool ~ Mary Had A Little Lamb.....24-25

Kindergarten ~ Dove Of Love.....26-27

The Janitor And The Kid.....28-29

Grades One And Two ~ It's What's Inside That Counts.....30-31

Grades Three And Four ~ Peter's Rooster.....32-33

Grades Five And Six ~ The Donkey and The Palms.....34-35

The Janitor And The Kid.....36-37

Middle School ~ The Servant.....38-39

Senior High School ~ Communion.....40-41

The Janitor And The Kid.....42-43

Young Adults ~ The Cross.....44-45

Two Women ~ First Morning.....46-48

Older Adults ~ Parable of The Butterfly.....49-50

The Kid.....51

The Janitor.....52

Bright Morning Buffet.....53-54

At A Glance.....55



PREVIEW PROGRAM ONLY  
NOT FOR USE  
PLEASE PURCHASE



# Resurrection Connection

## ...Drawn To Christ

**Resurrection Connection** is an easy-to-prepare Sunday School/All Church Easter Celebration. The transformation of a grumpy church janitor and a young non believer who just wants to 'get outta here' becomes a true Resurrection Connection. Small groups place their artistic renditions of Easter symbols on a large Cross and man and child come to a simple understanding of God's gracious gift .



**Resurrection Connection** is rehearsed during Sunday School by separate small groups with leadership of their teachers. Gather the whole group for a final dress rehearsal and this Easter program is set to go.

**Resurrection Connection** is sprinkled with humor, inspiration and tells the story of Jesus' Resurrection. Challenge your church to think about their own 'aha' moment when pieces of the salvation puzzle fell into place.

**Resurrection Connection** features a large cross placed center stage. Small groups approach the cross and attach an Easter symbol they have made to explain their segment of the story.

**Resurrection Connection** involves the audience singing Easter Carols. Add special music by individuals or small groups to complete the musical portion of the program. Adapt to fit the talents of your group.

**Resurrection Connection** concludes with *Bright Morning Buffet*, an informal party set up in your gathering place. Serve breakfast, play Easter music and enjoy good fellowship.

### COPYRIGHT INFORMATION

Copy all pages needed for your local church. Make as many copies of each page as needed for personal use. Do NOT give this program to any other church or group. Instead, give interested folks our order form, address and toll free telephone number (1-888-236-5433). This allows CLOSE ENCOUNTERS MINISTRIES to continue production of exciting, inspiring, positive Christian programs at low cost to churches across the nation and Canada. All Rights Reserved-Copyright protected.



# Resurrection Connection

*...Drawn To Christ*

## *Tips For the Director*



### *Lead With Love!*

Mold small groups into a well organized Easter team. Make copies of segments as needed and assign individual segments to Sunday School classes, church committees, groups of friends and individuals who agree to become part of the event. Adapt **Resurrection Connection** to fit the number of participants available in your church.

### *Lead With Preparation!*

Ask leaders to organize their group complete with props or costumes as suggested for their segment. Be prepared to help the teachers/leaders but for the most part they should be able to manage their own material. The result will be an inspiring, humorous presentation featuring the best day in history...Resurrection Day.

### *Lead With Enthusiasm!*

Statistics show Easter Sunday is the most attended church service of the church year. It is possible that as you read this you are thinking, "*Why me? I cannot do this!*" Put those feelings aside and dive into this charming presentation with a minimum of hassle. May your church be blessed by this special touch that reminds everyone of God's Grace and the Amazing Gift of His Only Son, Jesus.



## *Delegate!*

Sunday School teachers and group leaders prepare their individual classes/teams. Teachers/leaders also participate with speaking parts. Trust the staff to carry out tasks. Never apologize when asking people to help.

## *Positive Approach!*

Easter season is busy but also exciting and meaningful. It is worth extra effort in the midst of family preparations and travel plans. Uncomplicated planning will be appreciated by everyone.

## *Pray!*

Pray for staff, students and set up. Take all details before the Lord and then—RELAX! God is in control. Carry out individual tasks at hand.

## *Plan!*

Copy and read this manual. Mark areas requiring special attention. List details you must handle personally. Give teachers and participants copies of their segment with their personal parts highlighted.

## *Prepare!*

Hopefully you have ordered and received **Resurrection Connection** with more than one month lead time. Copy materials for individual groups and assign responsibility for small group practice to leaders.

*Some churches enjoy memorization and others avoid it. Except for young non readers, read all parts. If your church is fond of memorization, lead time must be longer and more intense rehearsal is necessary.*

**This is an ALL CHURCH event!**  
**Involve adults as readers, musicians and leaders.**



## Adaptations—Make It Work!



Adapt **Resurrection Connection** to fit your local church. Preview individual segments. Segments intended for specific age groups may be assigned to older or younger groups, combined or even eliminated. Your goal is to present the Easter story with available people.

**Resurrection Connection** is designed to last about 45 minutes, depending upon added music. **Bright Morning Buffet** is not included in this time frame.

*When Should We Present 'Resurrection Connection'?*  
Sunrise Service, Sunday School Hour or even during Easter Morning worship is perfect. That being said, you may need to arrange another time in your church schedule for the presentation.

*Is 'Resurrection Connection' Possible For Our Group?*

### Small Church

10-20 participants

1. Eliminate segments requiring more people than available.
2. Combine speaking parts/classes.
3. Ask groups/classes to present two or more vignettes.
4. Include teens and adults.

### Medium Church

20-50 participants

1. Eliminate segments requiring more people than available.
2. Combine speaking parts as needed.
3. Include teens and adults.
4. Ask musicians to sing/play special musical pieces.

### Large Church

50-100+ participants

1. Organize speakers, snack makers, servers, sound and lighting staff.
2. Include as many people as possible.
3. Ask church choirs, musicians to participate.
4. Divide parts to include as many speakers as possible.



# *Music!*



*Coordinate appropriate music with music director, organist and pianist. Every Easter Carol is sung by participants and the audience. Include hymn book numbers in a printed program or use a projection system to illuminate words.*

## *Easter Hymns*

Traditional Easter Carols are suggested at appropriate spots. Choose hymns that fit the tradition of your local congregation. There are beautiful contemporary Easter songs available. Find and use music that fits your group. If you have an established *Sunday School Opening*, practice the songs you choose for three to four weeks prior to performance.

## *Optional Special Music!*

Feature local church and community talent. These options are NOT in the existing program and may be inserted where desired. Think about time limitation in early planning stages.

*Vocal Solo*

*Instrumental Solo*

*Children/Adult Choirs*

*Instrumental Ensemble*

*Handbell/Chime Choir*



## *Glory Sound Studio Music*

CLOSE ENCOUNTERS MINISTRIES offers three original songs written specifically for **Resurrection Connection** by Jonathan Miller of Glory Sound Studios, Winston-Salem, NC. Enjoy our double channel CD, piano sheet music and words only teaching sheets. **Order at [www.cemlife.com](http://www.cemlife.com)**

## *More Music Options!*

We discovered a great collection of songs. A separate version is available featuring 3 Easter Celebration Songs in stereo+instrumental version.

**Mary Rice Hopkins and Company**

**PO Box 362**

**Montrose, CA 91021**

"Come Meet Jesus" is available in stereo CD/Cassette/Songbook at her website: [www.maryricehopkins.com](http://www.maryricehopkins.com) **Order directly from Mary's website.**

### **COME MEET JESUS**

16 songs Celebrating Easter and The Life of Jesus

CODE: 1990-CMJ-CD (Stereo-NOT SPLIT TRACK) **Price: \$15.00**

CODE: 1990-CMJ-CS Come Meet Jesus (stereo cassette) **Price: \$9.00**

CODE: 1990-CMF-SB Come Meet Jesus (Songbook) **Price: \$9.00**

#### **Songs Include:**

1. Palm Sunday Celebration (Donkey Song)
2. Come Meet Jesus
3. Pray
4. The Best Gift
5. Rolled 'Em Away
6. I will Follow You
7. God Wrote Us A Letter
8. Morning Star
9. Jesus Cares For Everyone
10. God Did
11. Wanna Be A Sheep
12. He Forgives
13. Love The Lord Your God
14. Talk To You
15. Easter Rise Up
16. The Good Samaritan

Mary Rice Hopkins also offers 3 **Easter Celebration Songs** on SPLIT TRACK CD:

1. Rolled 'Em Away
2. The Donkey Song
3. Rise Up


Piano music is offered in COME TO JESUS Songbook.





# *Stage And Props!*

**Resurrection Connection** is an upbeat overview of the Easter Story featuring handmade Easter symbols that are attached to a large Cross placed at center stage during the program. We include patterns for each symbol. Feel free to enlarge them or design your own.



## *Set Up*

The church sanctuary will be decorated for Easter. Banks of Easter lilies, open tomb display, crosses and other items add to the festive atmosphere. Leave existing Easter decorations in place.

## *Staging*

Participants stand center stage, speak from the aisles, enter from the back and sometimes mingle with the audience. A large Cross is the center of attention on stage.

## *Seating*

Reserve seating for classes, small groups and individual participants before the audience enters the area. Consider assigning teen/adult assistants to sit with younger children during the program.

## *Sound System*

Use the existing sound system to its' best advantage. Place one or more microphones within easy reach of participants. Students must be heard clearly. It will make the difference between a frustrating experience and a delightful program for the audience.

## *Lighting*

Turn off overhead sanctuary lights. Light small spot lights on the floor aimed upward toward the Cross. Try to create dramatic lighting with light and dark shadows.



# Costumes

*Holy Land costuming is appropriate for some characters. When costuming a large group, one solution is to ask each participant to design their personal attire. Parents may be willing to provide bathrobes, caftans and headgear. Not every group in this program needs costumes. Some wear modern day clothing.*



Main characters may need costume help. Props such as donkeys, palm branches, shepherd staff, etc., can be made from cardboard and carried as if they are "real" items. Use bathrobes, sandals, sheets, long t-shirts with rope belts, bare feet, simple caftans and head wraps. Some jewelry may be worn.

**PILLOWCASES:** Pillowcases work well for small children. Cut a neck hole in the top of the pillowcase. Cut up the front to the neck hole. Cut armholes in the sides. This makes a long, vest type costume. Plaid or striped flannel pillowcases are available and work great!

**FABRIC:** Two wide strips of fabric, one over each shoulder, crossed across the back and front of the child, tied with a sash makes a good costume too. Use striped or colorful fabric.

*A square of fabric over the head with a wide ribbon or piece of cloth around the top of the head makes a headpiece. Make large scrunchies (like girls wear around ponytails) and put them over the square fabric around the head. It holds the fabric on quite well.*

**BATHROBES:** Purchase bathrobes at garage sales and resale shops or borrow robes. Wrap in front and use contrasting fabric for head dresses and sashes to complete the costume.

**ANGELS:** Dress Easter angels in white cotton fabric or silver lame' fabric found in most textile stores. Angels may wear cardboard, feather wings or remain wingless. Place gold or silver tinsel taped in a circle halo on each angel head. Tie tinsel around the waist for a sparkling angel belt. Face and hair glitter add "extra sparkle".



# Child Ushers



*Once everyone is costumed, consider assigning a few Easter angels and palm waving children to serve as ushers handing out programs and seating people before the performance. Employ a variety of ages.*


Place children at each door and coach them to say,

*Welcome to Resurrection Connection!  
May I show you to your seat?  
Where would you like to sit?*

The friendly greeting is an added personal touch that is much appreciated by older members of the audience.

After **Resurrection Connection** ask participants to remain in costume at **Bright Morning Buffet**. They serve beverages, greet guests and wander through the serving area while people eat and talk.





## Publicity

Publicize **Resurrection Connection** through church communication channels. Announce it in the church newsletter, weekly worship bulletin and from the pulpit.

### *Church Bulletin/Newsletter*

Inform the congregation about this special Easter program. Print an announcement in the newsletter preceding Easter. If you plan Believe Again Bistro, let people know there will be fellowship and food following the program.

PREVIEW PROGRAM ONLY

### *Local Newspaper*

Include an announcement with church Easter publicity. Talk to a reporter and photographer to see if a feature article is possible.

### *Television and Radio*

Consider advertising on your local cable advertising channel. Check it out! It may be one more avenue of great publicity!

### *Invitations*

Send family invitations home with Sunday School students. This is effective for families who send their children to your children's ministry but are not personally involved. Use real Easter cards with invitations tucked inside.



# Teachers!

## *Involve Students*



If there are more students than speaking parts, divide parts or decide how to involve extra students. If there are less students than parts, assign two or three parts to each student. Be specific when assigning jobs of holding visuals, carrying props and dressing in costume.

## *Highlight Individual Parts*

Decide if students will memorize their speaking parts or read them. If students read parts, back copies with colorful construction paper, glitter and Easter stickers. Performance copies must be in good shape.

## *Practice!*

Rehearse individual groups during the first few minutes of Sunday School and plan costuming. Decide how props will be made. Adjust the segment to fit your class with appropriate adaptations. Reserve several weeks for this purpose.

## *Communicate!*

Let parents know when to have their children at formal rehearsals and the performance. Invite them to attend and be sure they know what props or costuming their child is responsible to bring.

# Adapt Resurrection Connection To Fit Your Specific Group!



## *Attend Rehearsal/Performance*

Meet your class for the processional. Don costumes in a back room, line up according to specific instructions and enter the sanctuary as directed. Sit in the designated area. Lead them on and off stage. Perform your own speaking part with enthusiasm. Coach students quietly if they have problems speaking their parts.

...Stage fright is not uncommon!

## *Need Help?*

The Director is available but prepare your group. The program comes together at the last moment with little formal large group rehearsal.

PREVIEW PROGRAM ONLY

## *Bright Morning Buffet*

Stay for **Bright Morning Buffet**. Collect props before the party. Mingle with guests. Enjoy students and their families. Eat something delicious to treat yourself for the great program!

## *Enjoy The Easter Experience!*

This is a once in a lifetime opportunity to touch lives. Enjoy your small part of the bigger picture. The Resurrection Morning account is classic. Our children should hear it and our adults should hear it again. The spiritual experience is amazing!



# Creating The Cross

One prop is crucial to the program. Make a large Cross and place it center stage. It is likely that your church has a large cross on display, if so. use it and attach the *Drawn To Christ* symbols to it.

To make a simple, yet appropriate lightweight Cross, follow these suggestions or design your own version:

**CARDBOARD:** Acquire a large, strong piece of cardboard. Check out a business that sells appliances for a free box donation.

**CUT:** Draw the outline of a cross and cut with a box cutter. Be sure to make the Cross as large as possible so people sitting in the back seats can see it.

**PAINT:** Spray paint the Cross with gold paint. Once dry, spray gold glitter all over the completed Cross so that it will sparkle on stage.

**STABILIZE:** Stabilize the Cross by backing it with wide strips of cardboard or wooden yardsticks. The arms of the Cross must be firm.

**STAND:** Make a sturdy pole on the back (*unseen by audience*) by using an empty cardboard carpet tube. Tape the Cross firmly to the tube using shipping/duct tape.

**BASE:** It is helpful to make a wooden stand to give balance to the Cross. A Christmas Tree stand may be used if the tube diameter fits.

Groups attach symbols to the Cross. It must not be *wobbly or have opportunity to fall over. Be sure this detail is taken care of so there won't be any stories about the year "the Cross fell into the audience"!*



# Creating Easter Symbols

## ...Drawn To Christ

The visual premise of **Resurrection Connection** is based on attaching Easter symbols to a Cross. Each group brings their individual symbol and attaches it to the Cross (*shipping tape or tacks*) as they speak.



**PATTERNS:** This program includes patterns for each Easter symbol. To be seen, they should be enlarged. Use an overhead projector to trace patterns onto white posterboard.


**POSTERBOARD:** White posterboard is found at Wal-Mart, K-Mart or any paper supply store. It is sturdy, yet lightweight. It works well because it will not curl like paper.

### Options ~ Making The Symbols

**JUST FOR FUN:** Let each small group make their own symbol. This can be accomplished during the Sunday School hour in the weeks preceding the program.

**ART TEAM:** Choose several artistic adults who are willing to create all symbols.

**ONE ARTIST:** Ask one talented person to create all the Easter symbols. Give this person plenty of time and provide all materials.



### Supplies

**COLOR:** Depending on the Easter symbol, use brightly colored markers or acrylic paint.

**ACCESSORIES:** Depending on the Easter symbol, add silk flowers, ribbon, felt attachments. Whatever is available will work.

**FINISH:** Add the finishing touch by spraying a light layer of glitter over the completed symbols so they sparkle in the light.







## The Church Janitor

Become the grumpy yet kindly church maintenance person who interrupts the Easter program at every turn, commenting on how the groups are messing up the church he/she has cleaned for Easter.

The janitor is weary and cranky from non stop Easter preparations. He/she bows to no man, woman or child who enters his/her cleaning "territory" and is not threatened by any criticism. Self assured, yet endearing, this character can be male or female of any age.

**COSTUME:** Denim overalls with flannel shirt or typical work clothes. Wear a work hat. Put an Easter flower in a lapel suggesting somebody decided to make the feisty janitor look festive.

**PROPS:** Carry a clip board with full script, a broom and a large bucket. The bucket should be large enough to sit on once in awhile on stage.


The "janitor" holds the program together with humor and insight. Memorization is not necessary. Be familiar with the script to be able to carry it off with enthusiasm. Carry the script and refer to it as a job list.

Enjoy interacting with "The Kid" along the way. Speak clearly. It is important that the audience understand the words spoken by the janitor and "the kid".


Rehearse to become as familiar as possible with the wording and order of the program. Enjoy being the quirky janitor with a heart. Take the audience on a fun journey while the Easter Cross is being filled with Easter symbols and the wonderful Resurrection story is told.

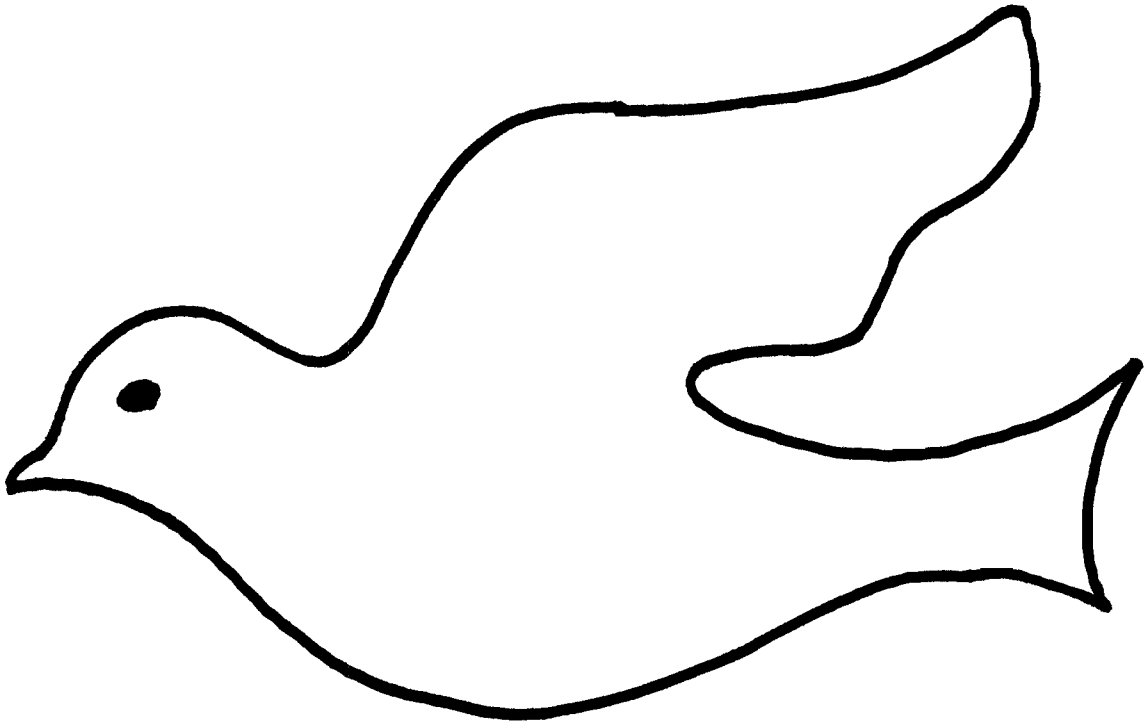
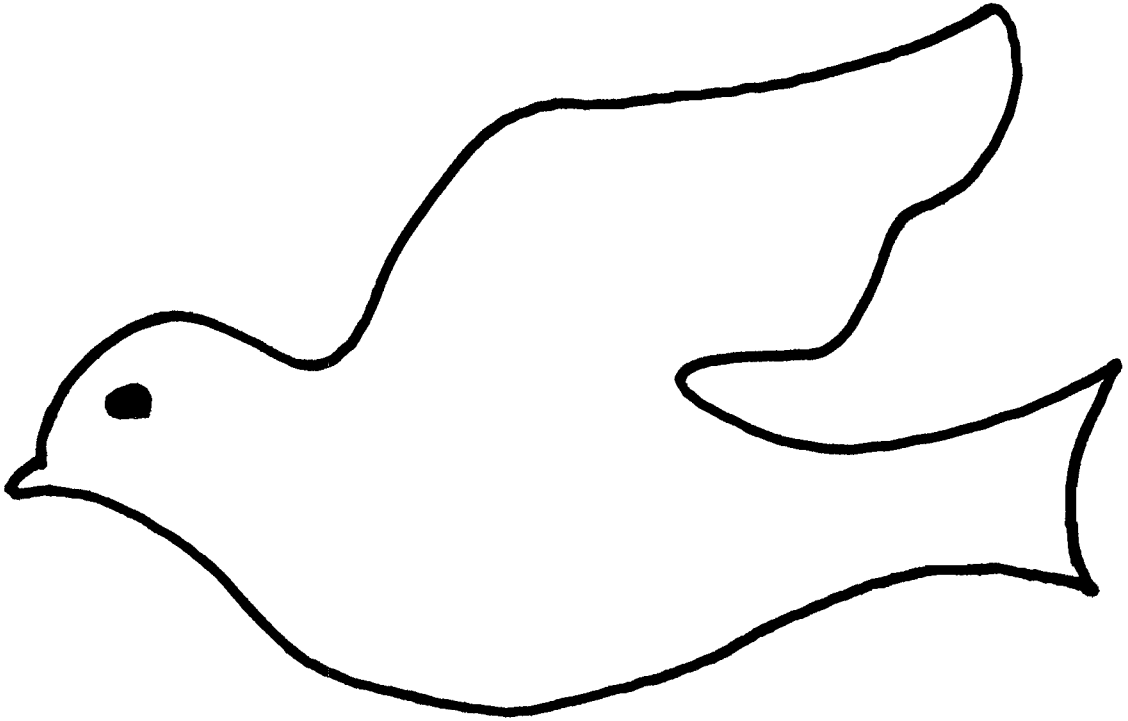
**The Church Janitor is the same character that appears in our Christmas program, *TREE-MENDOUS LOVE...From the Manger To The Cross*. Audiences across the country and Canada loved him...so, here he comes again!**

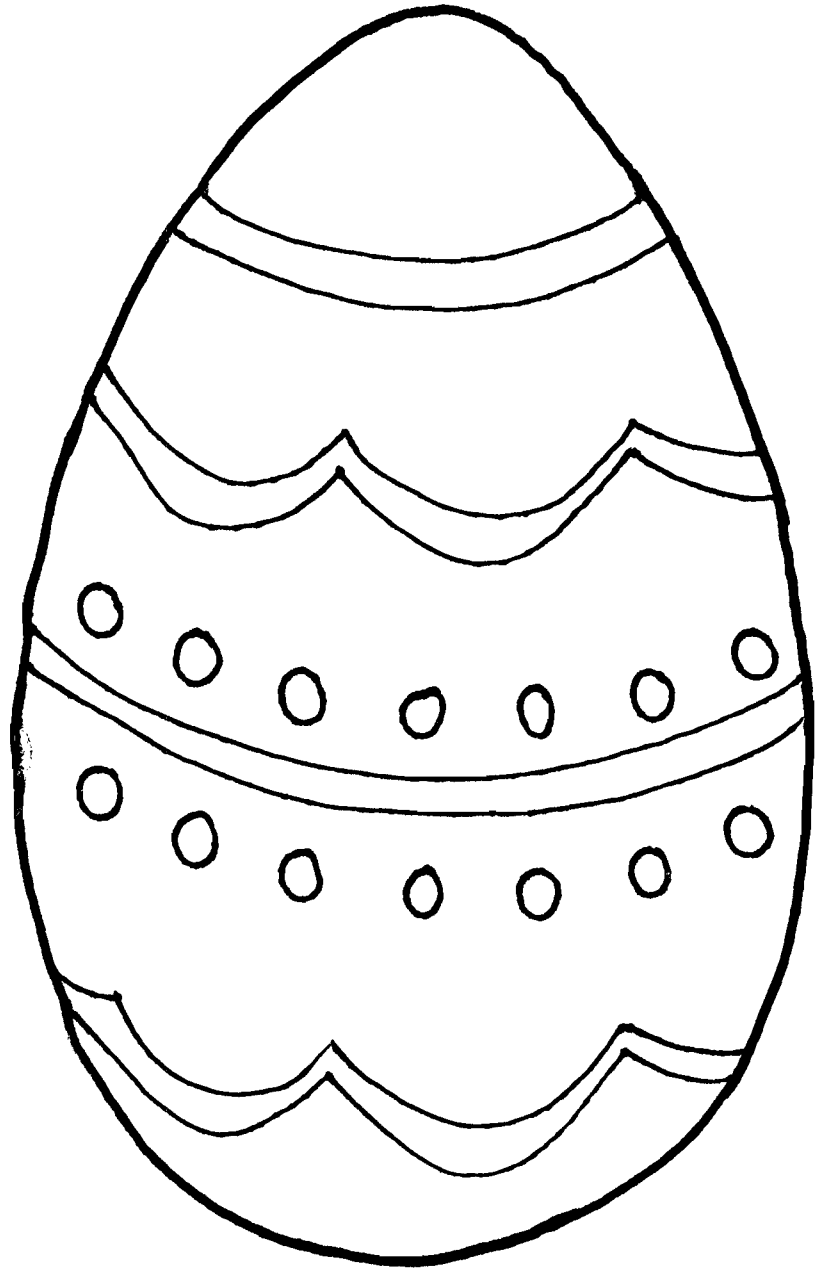















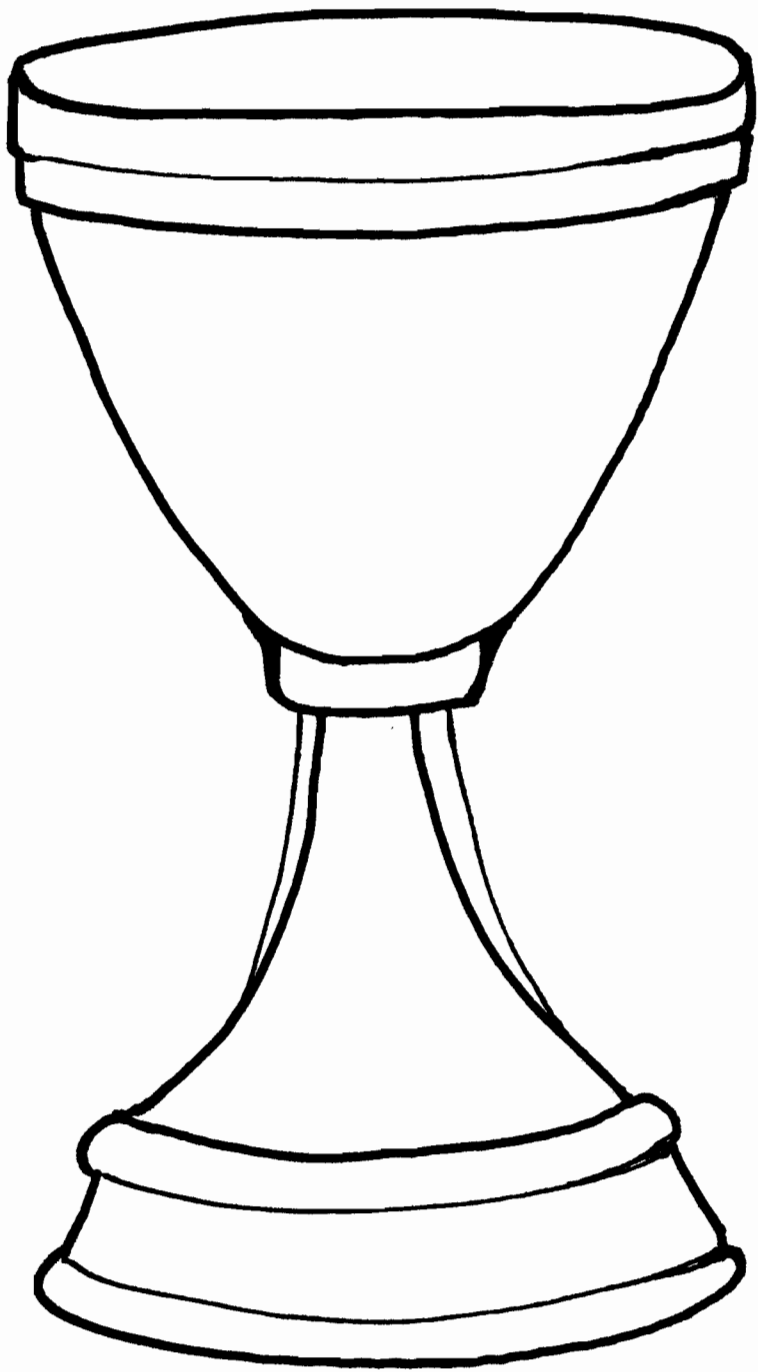

















## The Kid

This neighborhood kid is a boy or girl who has been forced to be in the Easter program. This is the first time The Kid hears that Jesus died and rose to become our Savior.



The Kid becomes a courageous confidant to our crusty janitor. The Kid continues to ask questions even when the janitor would like to stop talking.

COSTUME: Wear an Easter outfit because this is a "forced" attendance and The Kid has a part in the program.

CHARACTER: The Kid is the character who eventually opens the eyes of the grumpy janitor. They eventually make a **Resurrection Connection** between generations and between Heaven and Earth.

Have fun. This is the time to speak up and enjoy being in the spotlight for a few minutes.

Memorization is not necessary. Practice the part aloud and be familiar with the words. Carry the script and read the part with humor and feeling.

The age of the person playing The Kid is not important. Even an adult portraying the part of a child is fun. Choose someone who can read well, learn well and not be frightened of the audience.



# The Prelude

Church musicians (*organ, piano, keyboard*) play Easter music as the audience gathers. If using our original music during the program, consider having the same songs played so the audience can hear the melodies and become familiar with the choruses.




Gather Resurrection Connection participants in an outer room. Dim sanctuary lights. Existing candles or spotlights remain lit so people can read their speaking parts. Shine spotlights on the Cross before the group enters.

Participants walk to their seats in the audience. Classes should sit together. Choose one person in each group who carries the Easter symbol.



# Introduction



Two readers introduce the program and motivate the audience to consider the claims of Christ. They stand on either side of the Cross. The Readers can be adults or teens.

## *Why The Cross?*

READER #1: The Cross means different things to different people. To the ancient Romans, it was a symbol of cruel execution. For unbelievers, it has always been a symbol of foolishness. To believers, the Cross is a symbol of hope and redemption.

The Cross is God's 'Plan B' to rescue His beloved human race after sin ruined the earth. The mere shape and appearance of the Cross causes people around the world to be ...Drawn To Christ.

READER #2: God longs for us to be closer to Him; You know, like a hug. Everyone loves a good bear hug. God hugged His own Creation when He sent His only Son, Jesus, to earth.

READER #1: How can we share the great news of Jesus' Resurrection? There must be a connection somewhere and, after all, it is Easter.

READER #2: We have a perfectly good Cross right here. We could read the Easter story in the Bible and share all the important parts of Jesus' life.

READER #1: That's it! Let's make a **Resurrection Connection!** Let's fill this Cross with handmade Easter symbols to remind everyone of what Jesus did to save us and how He died and rose from the dead.

READER #2: Yeah! Let's get everyone in the church to draw parts of the Easter story. We can put their drawings on the Cross.

READER #1: Do you think they will do it?





READER #2: We won't know until we ask them. I have a feeling there are more folks than just you and me who are Drawn To Christ at Easter.

*Readers walk away together:*

READER #1: I've never organized an Easter program. Maybe I'm not good enough to do it. Maybe no one will want to....

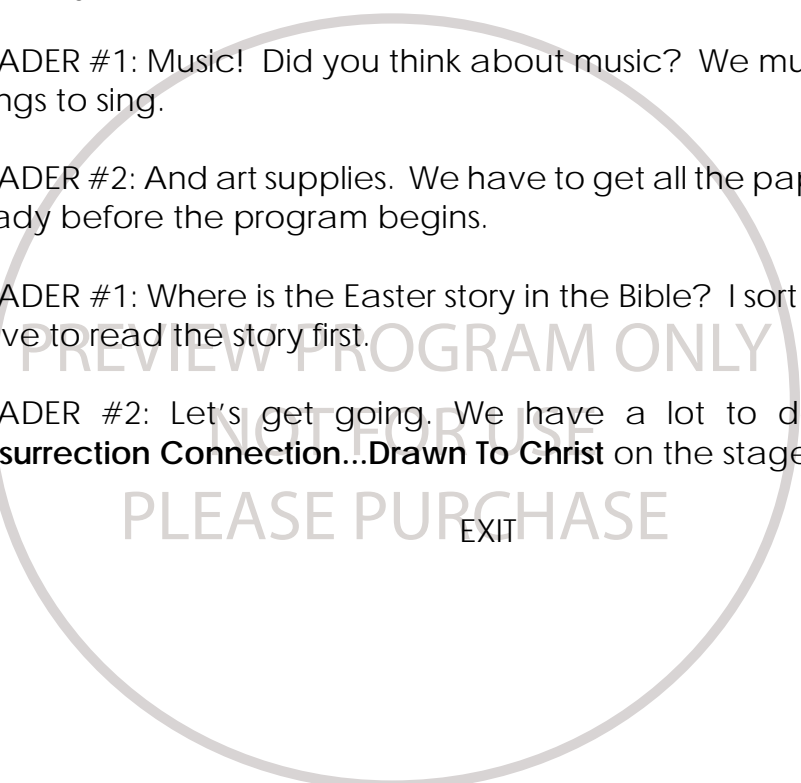
READER #2: Stop right there. We are telling the most important story in history. I think we can do this.

READER #1: Music! Did you think about music? We must have a few songs to sing.

READER #2: And art supplies. We have to get all the paper and colors ready before the program begins.

READER #1: Where is the Easter story in the Bible? I sort of forget. We have to read the story first.

READER #2: Let's get going. We have a lot to do to get this **Resurrection Connection...Drawn To Christ** on the stage by Easter!



# Church Janitor Introduction



Janitor walks from the back carrying a clipboard, broom and bucket. Clang and clank along the way. Sigh, groan and complain.

**Janitor:** (*Groaning....*) Oh no! Another mess. Look at that big Cross up there. Somebody stuck it right up there in the middle of everything. I bet they figure I'm going to dust it and clean up

around it every week. Who do they think I am, the janitor? (*Chuckling....*) Oh, that's right, I AM the janitor.

If it isn't Christmas trees messin' up carpets or Vacation Bible School glue on every table or a kitchen full of sticky messes from all those church suppers, it's a big Cross standing in the middle of the stage.

Doesn't anyone in this church know how to clean up after themselves? Party, party, party. That's all these people know how to do. You'd think they actually LIKE each other. Church should be church. Get in, sing a few songs, get out. Go out for dinner. That's what I always say.

And now this. Well, I might teach 'em all a lesson. I'll just up and QUIT! Yep, that'll teach 'em. I'll quit and let 'em clean up Easter on their own. Let's see how THEY like sweeping up all that Easter grass.

It's never about me. You'd think church folks would want to put *me* in the Easter spirit. Just once I'd like to hear 'em say, "*It's all about Jesus and making the janitor happy.*" That'll never happen.

(*Look around at the audience...*) Oops! Is something going on in here? Did I miss something on the calendar again? (*Look at the children...*) Ohhh, it's the Easter program. I'm interrupting. (Gruffly) Well, you better keep this place clean. I'm going to check up on you too. No papers on the floor and keep your tissues in your pockets. Okay! On with the show!



EXIT

# The Nursery

## Here Comes Jesus!

**DRAWN TO CHRIST SYMBOL:**

*Baby Jesus In Manger*

*Teacher carries the symbol to the Cross and attaches it as Nursery children are gathering on stage carried by Moms. Divide the parts spoken by MOM between available participants.*

**TEACHER:** *I'm so glad you brought your little ones to the **Resurrection Connection** program.*

**MOM:** *I don't think (Baby's Name) understands anything about Easter.*

**TEACHER:** *She/he will someday. Look at our "Drawn To Christ" symbol. I put it on the Cross myself.*

**MOM:** *Ahem, excuse me. I think you got the wrong holiday. It's Easter, not Christmas. That sure looks like Baby Jesus in the Bethlehem Manger to me.*

**TEACHER:** *It is!*

**MOM:** *I know I've been busy with the baby but how could I have missed Easter and gone straight to Christmas. I've just got to get some sleep!*

**TEACHER:** *Relax! You didn't miss anything. It is Easter but the Jesus story starts in Bethlehem.*

**MOM:** *Look, (Baby's Name)! Here comes Jesus! He was a baby just like you! He had a mommy and daddy who loved Him. Wait until you hear His story. It's amazing.*



*TEACHER: I found the words of a poem you might find interesting.*

*Do you worship the Babe in the manger  
But reject the Christ of the Cross?  
Your redemption comes not by the manger,  
But by Christ who died for the lost.*

*The Babe in the manger was God's Only Son  
Who came to the world to die.  
The Babe in the manger could never have done  
The work of His God on High.*

*The Babe left the manger and went to the Cross  
To pay the wages of sin.  
Your way of forgiveness comes not by the Babe  
But by Christ who died for your sin.*

*MOM: Those are beautiful words. I want my baby to understand what  
God's Baby grew up to do. Because of Jesus, we all have  
Resurrection hope.*

*MOM: Who would think that the way of forgiveness began with a  
baby? Mary was a brave mother. She watched her little boy grow up  
to perform amazing miracles, heal sick people, die on a cross and rise  
from the grave. It's a story we must never forget.*

*TEACHER: You are right. And it all began with a baby!*

*EXIT*



# Preschool

(Ages 4-5)

## Mary Had A Little Lamb

**DRAWN TO CHRIST SYMBOL:**

Lamb

Teacher and students attach Lamb to the Cross just above the Baby in the Manger.

TEACHER: (To Audience) My children have been 'Drawn To Christ' by thinking about Jesus, Mary's Little Lamb. You know that sweet, old song, "Mary had a little lamb, it's fleece was white as snow".

It is true, you know....Mary DID have a little Lamb. Mary's little Lamb was Jesus. I wonder what Jesus was like when He was a little boy. Do you think he liked to sing?

STUDENTS: Yes!

TEACHER: Do you think Jesus helped His mother in the kitchen?


STUDENTS: Yes!

TEACHER: Do you think Jesus ever got in trouble?

STUDENTS: Yes!

TEACHER: Really? Jesus got in trouble? Let me tell you the story. When Jesus was a boy, he got lost on purpose. That's a terrible thing to do. Have any of you been lost?

Mary and Joseph were so scared! They looked all over for Jesus. How do you think they called for him?



*STUDENTS: (Calling...) Jesus! Come home!*

*TEACHER: Finally they looked in the temple and there he was! Young Jesus was sitting with all the leaders talking and having a wonderful time. He was smiling!*

*As you can imagine, Mary and Joseph were very upset. "Come home", they said. And He did. Jesus obeyed them and went home to be a very good son the whole time He was growing up.*

*Let's sing our song: No accompaniment needed  
Tune: "Mary Had A Little Lamb" Nursery Rhyme*

*Mary had a little Lamb,  
Little Lamb, little Lamb.  
Mary had a little Lamb,  
He washed us white as snow!*

*Now, Jesus has a little lamb  
That little lamb is you!  
And He is pleased when all His lambs  
Keep following Him, too.*

*(Words from: "Christian Mother Goose")*

**OPTION:** Sing Twice

*EXIT*



# Kindergarten

## Dove Of Love

### DRAWN TO CHRIST SYMBOL:

DOVE

*Help students arrange their doves all over the Cross so the birds are scattered around the other Easter symbols.*



*Make individual doves when the students gather in Sunday School and rehearse their part. Make enough dove copies so students can cut them, print their name on the front, brush on a thin layer of white glue and sprinkle white/clear glitter. If desired, use a glitter spray instead of glue.*



TEACHER: These are beautiful doves. You have done a wonderful job making them. We attach our doves to the Easter Cross to celebrate Jesus' Resurrection. Look, each dove has the name of a child. What a terrific way to remember that we are loved by God.

STUDENTS SING TO NURSERY RHYME TUNE: Baa Baa Black Sheep  
No accompaniment needed

Coo, coo white doves  
God has sent His love.  
Yes sir, yes sir  
Straight from Heav'n above.

One for our Savior,  
God's Son who brought us joy.  
Another one for Jesus  
who came for girls and boys.



Coo, coo white doves  
God has sent His love.  
Yes sir, yes sir



Straight from Heav'n above.

*TEACHER: Thank you for sharing that song. I know about a very special dove in the Bible. The dove is part of the Easter story.*

*Do you have cousins? (Let students respond.)*

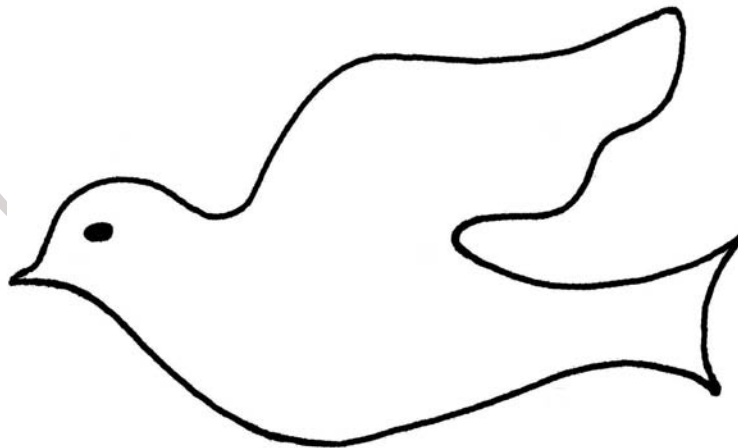
*John was Jesus' cousin. Jesus and John grew up as good cousins and best friends. John became a preacher known as John the Baptist. He wanted others to change their lives. He was helping Jesus.*

*One day Jesus asked John to baptize Him with water in the Jordan River. As soon as Jesus was baptized, the sky opened up and the Holy Spirit came like a beautiful white **dove** and landed right on Jesus' shoulder. A Voice from Heaven said, "This is my Son, I love Him and I am pleased with Him."*

*The **dove** represents the Holy Spirit...God, watching over us all the time. When we see a **dove**, we should be reminded that God sent His only Son from Heaven to live and die and rise again for each of us.*

PREVIEW PROGRAM ONLY  
ASK STUDENTS TO SING THEIR 'Dove' SONG AGAIN.

EXIT





# The Janitor And The Kid



*The Janitor walks slowly down the center aisle sweeping the floor while whistling or humming. The Kid is seated in the audience with one of the classes.*

KID: Psst, hey you!

JANITOR: (Look around and find the person) Are you talking to me? My name is not "hey you". When you can be polite, I'll talk to you.

KID: (Standing and moving to the center aisle with janitor) I apologize. I'm in big trouble. I need help. Can you help me?

JANITOR: Depends. What's it worth to ya?

KID: Hey, I'm not kiddin' here. I'm desperate.

JANITOR: What's your problem?

KID: I've been kidnaped, trapped and left to die.

JANITOR: Is that so? And how did this travesty occur?

KID: My mom made me come to church. She made me get up early, take a BATH, dress up, comb my hair and she says I even have to get up on the stage and say a part! If I have to do that, I'm gonna DIE! Get me outta here!

JANITOR: Now, hold on there. I'm just as sympathetic as the next janitor but there's not much I can do...especially if your mom is sitting out here in the audience.

KID: Oh, she's hard of hearing. Every time I talk to her she says, "What? I'm busy. I can't hear you."

JANITOR: What's so bad about the Easter 'shindig'. Doesn't seem so painful...a little messy...but you can



survive it.

KID: I knew it. You've never been a kid. You don't understand how bad this is. Just point me to the door.

JANITOR: Nope.

KID: Nope? Did you hear anything I said? I'm in deep trouble here. I'm going to be bored to DEATH.

JANITOR: Me too. I figure if I have to be bored to death, so do you. It's my little gift to the world.

KID: This is no joke. Get me outta here!!!

JANITOR: You better get back to your seat. Could be that the part you have to say is coming up soon. You wouldn't wanna miss your shot at glory. Stardom is just around the corner. I can feel it in my bones.

KID: Oh, that's just great. Of all people, I have to find the comedian. Alright, I'll sit down. But, if you find my body on the floor over there.....all I'm sayin' is that guilt is a terrible thing to live with.

JANITOR: Yeah, yeah. I'll manage. I kinda thrive on that kind of thing.

THE KID SITS DOWN.  
THE JANITOR EXITS.

**OPTIONAL:** AUDIENCE SINGS ONE EASTER HYMN  
Traditional Hymn Suggestion: "Lift High The Cross"  
Contemporary Song Suggestion: "Majesty"


These songs are suggestions and are not included with the program.  
Choose music your church enjoys at Easter.

SPECIAL MUSIC



# Grades One And Two

## *It's What's Inside That Counts!*



### **DRAWN TO CHRIST SYMBOL:**

EGGS

*Before the program, help students glue small paper eggs they have colored to one large posterboard egg shape. The large egg shape is attached to the golden Cross to represent New Life and the Trinity. There are speaking parts for seven people but can be done by fewer. Divide parts between available participants.*

TEACHER: Eggs are a great Easter symbol. I love the way your eggs all fit together inside one big egg. Why are eggs used as Easter symbols?

STUDENT #1: Because they look pretty?

STUDENT #2: Because they taste good?

STUDENT #3: Because they are fun to break open?

STUDENT #4: Because they don't cost a lot of money?

STUDENT #5: I have no idea why eggs are Easter symbols.

TEACHER: The egg stands for the start of new life, just as new life comes out of an egg when the chick hatches out.

STUDENT #6: But what does that have to do with Jesus?

STUDENT #7: Maybe Jesus liked egg salad sandwiches.

TEACHER: Well, perhaps. Do you remember the part of the Easter story where Jesus died and was put in the grave and then...came out alive again?

ALL STUDENTS: Yes!



TEACHER: Well, what does that remind you of?

STUDENT #1: An egg?

STUDENT #2: Oh, I get it! The shell is like the tomb where they put Jesus after He died on the Cross.

STUDENT #3: And the inside stands for all the good stuff! That's where the little chick is resting before hatching. Jesus was dead but He was really just resting inside the tomb.

STUDENT #4: When the little chick hatches, that's like when Jesus burst out of the grave. He was alive!

TEACHER: Yes! That's the reason we have Easter eggs to remind believers of Jesus' resurrection. That's a **Resurrection Connection!**

EXIT  
PREVIEW PROGRAM ONLY  
NOT FOR USE  
PLEASE



# Grades Three and Four

## Peter's Rooster

### DRAWN TO CHRIST SYMBOL:

Rooster

Students make a large rooster to attach to the Cross. Enlarge the pattern and consider allowing students to make individual varied colored paper feathers. Glue feathers in place and be sure they are completely dry and attached to the rooster before program day.

One boy portrays Peter dressed in Holy Land costume. Or, ask an adult to portray Peter. Divide parts between available participants.



STUDENT #1: I get to put Peter's Rooster on the Cross.

PETER: *(Coming down the center aisle...)* Wait just a moment. Let me see that rooster. Don't do anything until I get there.

STUDENT #2: We made this rooster as a **Resurrection Connection** symbol. It's not a REAL rooster. It's not YOUR rooster...if you are Peter.

PETER: I'll be the judge of that. Let me see. *(Examines the rooster with great care.)* It looks a little like my rooster. It has a rooster head and rooster feet. The feathers are different. My rooster was a very nice rooster. Is this a nice rooster?

STUDENT #3: *(Exasperated)* We wouldn't know. It's not real. It's a CRAFTY rooster.

PETER: That sounds right. My rooster was very crafty.



STUDENT #4: No, no...we means arts and CRAFTS crafty...

STUDENT #5: Peter, maybe you better tell us about your rooster.

*PETER: Well, my rooster wasn't a personal friend. He was just a rooster. I had been through a very difficult night. We followed the bad guys as they took my friend, Jesus, away. I was so afraid. How could Jesus be arrested? He didn't do anything wrong.*

*STUDENT #6: We're sorry about what happened to Jesus. We heard this part of the story. Jesus prayed in the Garden of Gethsemane and soldiers came to arrest Him.*

*PETER: I was a failure. Jesus told me I could not be brave and I didn't believe Him. He said, "Peter, before the rooster crows, you will deny Me three times."*

*STUDENT #7: Is that what happened?*

*PETER: The people were very mean. I was so afraid and I ended up saying, "I don't know Him." "I don't know the man." "I DON'T KNOW THAT GUY!" Three times was the magic number. As I was speaking, the rooster crowed. I heard the awful sound... "cock-a-doodle-doo"... and realized what I had done. I broke my word to the Lord. I broke the Lord's heart.*

*STUDENT #8: I'm sorry, Peter.*

*PETER: I'm sorry for me. I failed the Lord, the rooster crowed and I could not change my part of history.*

*STUDENT #9: I know the rest of the story. Don't feel so bad. You are Peter, the great apostle, who bravely told the story of Jesus. You finally made Jesus smile. Forget the rooster! You are Peter, God's child!*

*PETER: You are right! One failure doesn't make a life. Place that 'crafty' rooster on the Cross. Remind everyone that Jesus takes a really bad day and turns it into a day of glory for Himself.*

*PLACE ROOSTER ON THE CROSS.*

*EXIT*



# Grades Five And Six

## The Donkey and The Palms

**DRAWN TO CHRIST SYMBOLS:**

Donkey and Palm Branch

Students make a **donkey** and several large paper **palm branches** to attach to the golden Cross. Use posterboard so the pieces are sturdy. There are parts for 10 students but can be done by two or three people and may include the teacher.

Divide parts between available participants.

**STUDENT #1:** Do you remember the story of Palm Sunday? I mean, other than it is always the Sunday before Easter.

**STUDENT #2:** It's in the Bible, right? Let me think....



**STUDENT #3:** I have a little donkey to put on the Cross. What does that have to do with Palms and Sunday?

**STUDENT #2:** It's in the Bible, right? Let me think....

**STUDENT #4:** The week before Jesus died on the Cross, He told His friends to find a man who had a little donkey tied nearby. And they did!

**STUDENT #5:** The amazing part is that the man gladly handed his donkey over to these strangers.

**STUDENT #2:** That's in the Bible?



STUDENT #6: ...and Jesus rode the donkey into the city of Jerusalem. That's not the best thing...the people saw him coming and threw their coats on the ground. They pulled palm branches off the trees and laid them in the path and the donkey walked over them.

STUDENT #2: Oh, come on, that's not in the Bible!

*STUDENT #7: The crowd went wild! They shouted, "Hosanna! Blessed is He who comes in the name of the Lord—the King of Israel!" That IS in the Bible. It is in Psalm 118!*

*STUDENT #2: Well, I KNEW that was in the Bible.*

*STUDENT #8: But did you know that hundreds of years before Jesus was born prophets said the Messiah would enter Jerusalem riding on a donkey?*

*STUDENT #2: Sure, I know that! It's in the Bible!*

*STUDENT #9: The events of the next week forever changed the world. Jesus entered Jerusalem and the crowd welcomed Him as a king. By the end of the week they demanded His death.*

*STUDENT #10: His followers abandoned Him in fear. None of His friends really understood Palm Sunday and what followed. They all expected Jesus to be an earthly king, but God gave them something so much better—an open door into a Kingdom that would never end.*

STUDENT #2: I knew that! The whole story is in the Bible!

ATTACH DONKEY AND PALM TO THE CROSS

EXIT





# The Janitor And The Kid

The Janitor enters from a side door, sweeping, whistling or humming. The Kid leaves the audience and meets the Janitor on stage.

KID: Hey, did you hear that stuff?

JANITOR: What stuff?

KID: All those kids talking about Jesus. You know, just now, right here on the stage.

JANITOR: I make it my business to stay out of the way when "stuff" is going on. I tend to get in trouble when I hear too much. What did they say? More importantly, did they make mess of anything? I'm a cleaning machine but I'm getting a bit rusty. I'm sick of cleaning up after all these people.

KID: They put stuff on this big Cross. Are you sure you weren't listening?

JANITOR: Hmm, I see their handiwork. Didn't hear nothin'.

KID: (Very excited...) The story of Jesus is amazing! Jesus was born in a Bethlehem manger. He is the Lamb of God. His cousin John dunked Him in the water and when a dove landed on Him a Voice spoke from Heaven.

Did you know Jesus came to give people new life? That's what the egg means. And Peter was a friend who did something really bad. He said he never knew Jesus and then that rooster cock-a-doodled and Peter cried. And then....

JANITOR: Hold on there. Are you telling me you never heard the Easter story? Ever?

KID: (Hesitantly...) Well, may—be. Is that a bad thing?



JANITOR: *(Smiling...)* No, just surprising. Most kids learn about how Jesus became our Savior at Christmas. Now that's a messy holiday. All those decorations on the floor and the cookie crumbs...

KID: Jesus is our....Savior? What does that mean?

JANITOR: I'm not good at explaining but I have a feeling if you keep watching, you'll figure it out. When do you say your part?

KID: *(Pull out and unfold crinkled speaking part...)* I'm clear at the end of this thing. I don't think I'll make it. I'm thirsty! It's awful to have to sit here and be quiet. I tell ya' I'm gonna die!

JANITOR: Trust me, you won't die. I been out there in the audience many times and I'm still here to tell the tale. Just go over there, sit down, be quiet and listen. It'll do you good.

KID: *(Walking back to seat...)* I never did like janitors! You're the meanest janitor I ever met. All I need is a way to get out of here and you won't help.

JANITOR: *(Leaving the stage...)* Yeah, yeah, cry me a river. You haven't even heard the best part of the Easter story yet.

EXIT

OPTION: AUDIENCE SINGS ONE EASTER HYMN

Traditional Easter Hymn Suggestion: "The Old Rugged Cross"

Contemporary Song Suggestion: "I'm Forever Grateful"

These songs are suggestions and are not included with the program.  
Choose music your church enjoys singing at Easter.

SPECIAL MUSIC



# Middle School/Junior High

## The Servant

DRAWN TO CHRIST SYMBOL:

Towel

*Students carry a real towel and large bowl of water to the stage. Sit on the steps or stand casually as a friendly group. Hold the items while speaking. There are parts for nine people but can be done by two or three and may include the teacher.*

*Divide speaking parts between available participants.*

*Place the real items on a small table at one side of the Cross. Leave them at the end of the segment.*



STUDENT #1: *(Carrying real towel...)* Okay, who gets to let me wash their feet? Step right up. Don't be shy.

STUDENT #2: Ewww, you're not touching MY feet. That's disgusting.

STUDENT #3: *(Carrying water...)* Somebody better volunteer. I'm going to spill this water.

STUDENT #1: Somebody volunteer or we're going to be up here all day.

STUDENT #4: It sounds pretty bad to wash somebody's feet but that is exactly what Jesus did. He washed His friends' feet the last time He was with them.

STUDENT #5: The Lord knew His time on earth was ending. Out of love for these dear friends, His disciples, He taught them one more lesson—humility.

STUDENT #6: Well, I wouldn't have let Him wash MY feet. He's Jesus! I should be washing His feet.



STUDENT #1: That is exactly what Peter said. "You will never wash my feet." Jesus said, "If I don't wash you, you have no part of me." Peter changed his mind and said, "Okay, wash my feet and my hands and my head!"

STUDENT # 6: That Peter! He was one smart cookie!

STUDENT #7: There is a lesson to be learned. Jesus showed them that they should serve each other. He said, "If I, your Lord and Master, have washed your feet; you should wash one another's feet. I have given you an example so you can go out and do what I do."

STUDENT #8: It's an important lesson. People line up to do jobs that are considered important, glamorous or respected. Nobody wants to be the janitor.

JANITOR: (Shouting from back/offstage...) I HEARD THAT!

STUDENT #8: Oops! (Shouting...) Sorry!

Washing feet was the dirty job and the lowest ranking person in the room did it. Jesus showed the disciples that even unpleasant, hard tasks must be done.

STUDENT #9: The disciples argued about which one of them would be greatest in the kingdom. Jesus said the greatest people were not the warriors, leaders or heroes. The greatest people are like children, obedient and humble. It's up to us to fill needs we see.

STUDENTS ATTACH TOWEL TO THE CROSS  
PLACE TOWEL AND BOWL OF WATER ON A SMALL TABLE  
ON ONE SIDE OF THE CROSS.

ONE STUDENT AFTER ANOTHER FOLLOW AND SAY:

Wash my feet...

Wash my feet...

Wash my feet...

EXIT



# Senior High School

DRAWN TO CHRIST SYMBOL:

Bread and Cup



*Immediately following the exit of the previous group, students walk two by two down the center aisle carrying Communion elements, a real loaf of uncut bread, pitcher/cup of grape juice.*

*This segment of the program should be quiet and serious. The participants just "tell the story". There are speaking parts for 11 people but divide parts between the number of available participants. It is possible to do this meaningfully with two people.*

*Place the elements on a small table covered with a white linen tablecloth. A lit candle may be placed on the table.*

STUDENT #1: Evening came and Jesus and the twelve disciples quietly ate the Passover meal in a rented upper room. They were concerned. Some people wanted to kill Jesus because He was getting so popular.

STUDENT #2: Jesus noticed His friends were worried. He let them know that one of them was about to betray him. They looked at each other and said, "It isn't me, is it Lord?" When Judas asked the question, Jesus looked at him and said, "Yes, you are the one."

STUDENT #3: Then Jesus took bread, broke it and offered it around the table. "Take this and eat it. This is My body, given for you".

STUDENT #4: Then He took a full cup, thanked God for it and said, "This is my blood, which will be poured out for many people so their sins may be forgiven." They all took a sip from the cup.

STUDENT #5: This was the first time believers took Communion. Christians still practice Communion in churches all over the world. Jesus commanded us to keep remembering Him by gathering to eat bread and drink of His cup until He comes again.



STUDENT #6: It is an honor to continue remembering Jesus by participating in Communion. When I think about the night Jesus was saying farewell to His friends, I appreciate our church for serving Communion.

STUDENT #7: The next time we have Communion I'm going to think about the bread and the cup as Jesus wanted us to think.

STUDENT #8: Oh, I get it. It is a holy time of worship when we come together to remember and celebrate what Christ did for us.

STUDENT #9: ...and we observe Communion because the Lord told us to. "And when He had given thanks, he broke it and said, 'This is my body, which is for you; do this in remembrance of me.'" (I Corinthians 11:24 NIV)

STUDENT #10: When we observe Communion we take time to examine ourselves. The Apostle Paul reminds us, "A man ought to examine himself before he eats of the bread and drinks of the cup." (I Corinthians 11:28 NIV)

STUDENT #11: May we never forget what it cost Jesus to fulfill His Father's plan. It cost His life.

PREVIEW PROGRAM ONLY  
NOT FOR USE  
PLEASE PURCHASE  
EXIT



# The Janitor And The Kid

KID: *(Leave seat and stand on stage next to the Communion elements and candle on table. Calling...)* Hey, Janitor! Where are you? Come out, come out wherever you are!

JANITOR: *(Walk halfway down center aisle to speak...)* Quiet down! I can hear you. You young'ns never understand how much work I do around here. I was in the middle of changing light bulbs in the kitchen. If you can't see, you can't cook. And if you can't see to cook, I'm not eating. Light bulbs are a very important part of church.

Honestly, for all your moaning about being in this Easter program, you sure spend a lot of time on that stage. What's wrong now?

KID: Nothing's wrong. I want you to know... I get it!

JANITOR: Get what?

KID: I get the Easter story. I think the dude is going to die on a Cross. Somehow, I think Jesus doesn't get out of this alive.

JANITOR: I wouldn't bet on it.

KID: You mean Jesus ISN'T going to die?

JANITOR: Oh, He's going to die alright. But, there's a surprise ending.

KID: Surprise? Tell me, tell me. What's going to happen to Him?

JANITOR: If I tell you the end of the story, I'll ruin the surprise. Listen to the rest of the story and you will know for yourself.

KID: Why do you do all this sweeping and mopping and light bulb changing? I mean, it's not like being a janitor is the best job in the world. You complain about it all the time.



JANITOR: Yeah, I gotta work on that. I actually think being the janitor IS the best job in this church. Don't tell anybody! They'll all want the job. I just complain because ...well, I'm not sure why I complain but ...you gotta love me! I'm grumpy but lovable. It's in my job description.

KID: Look at the bread and cup on this table. I never knew I should remember Jesus. Actually, when I'm in church I never pay attention to what people were saying about Jesus.

JANITOR: It's time to pay attention, Kid.

KID: I will. Thanks.

JANITOR: Those light bulbs don't change themselves. See ya later. By the way, did you say your part yet?

KID: Not yet.

EXIT

PREVIEW PROGRAM ONLY

OPTION: AUDIENCE SINGS ONE EASTER HYMN

Traditional Song Suggestion: "Beneath The Cross Of Jesus"

Contemporary Song Suggestion:

"Awesome God"

PLEASE PURCHASE

These songs are suggestions and are not included with the program.  
Choose songs your church enjoys singing at Easter.


SPECIAL MUSIC





# Young Adults

## The Cross



DRAWN TO CHRIST SYMBOL:

Cross

Participants stand around the edges of the audience as a Readers' Group. Speak clearly. Because the group is scattered around the room, the audience must be able to hear the words.

Note: There are parts for 15 people. However, divide the parts between the number of adults available. Readers may read two, three or more parts as needed. Use the folks you have!

READER #1: From the Manger to the Cross, Jesus' life is a life of sacrifice. The Baby of Bethlehem grew up to become a Man of honor, Messiah and soon ....Savior of the world.

READER #2: But not yet.

READER #3: First comes Gethsemane, the beautiful garden outside Jerusalem. The night was still. Jesus prayed. Disciples slept. The world was on the edge of disaster and glory but no one knew.

READER #4: Suddenly the garden was filled with the noise of soldiers, clanging along with their helmets, swords and gear. There was a kiss of betrayal by a friend.

READER # 5: Soldiers moved in to arrest Jesus. Frightened disciples scattered. Jesus quickly became a prisoner.

READER #6: The illegal trials that night were raucous affairs. Jabs and insults. Silence from The Man. What to do? What to do? Release Him? Imprison Him? Kill Him?

ALL READERS IN UNISON: (*Shout...*) Let the people decide!

READER #7: Yes, let the people decide. And the people shouted "Crucify Him"!



READER #8: Jesus was beaten and led through Jerusalem. Carrying His cross, He stumbled to Golgotha where He was crucified.

READER #9: He was crucified...not for anything He did....not for crimes He committed.

READER #10: The real reason Jesus was crucified was that I committed the crime. I sinned against God. He died for me!

AT THIS POINT EACH READER, ONE AT A TIME, SAYS: He died for me!  
(The voices should sound like an echo, getting quieter as each person speaks.)

READER #11: And then... darkness, earthquake, taunts and silence, Jesus said, "It is finished". And it was. He died that day. We call it Good Friday but was a terrible, awful, no good, miserable day.

READER #12: That day was Good because Jesus fulfilled Isaiah's prophecy five hundred years before His birth:

"One look at him and people turned away. We looked down on him, thought he was scum. But the fact is, it was our pains he carried—our disfigurements, all the things wrong with us.

"We thought he brought it on himself, that God was punishing him for his own failures. But it was our sins that did that to him, that ripped and tore and crushed him—our sins!

"He took the punishment, and that made us whole. Through his bruises we get healed. We're all like sheep who've wandered off and gotten lost. We've all done our own thing, gone our own way. And God has piled all our sins, everything we've done wrong, on him, on him."

Isaiah 53:5-6 The Message

(NOTE: READ THIS PASSAGE IN THE SCRIPTURE TRANSLATION OF YOUR CHOICE.)

READER #13: Jesus was taken from the cross, tenderly prepared for burial and laid in a borrow tomb.

READER #14: It is finished. It is finished. It is finished.

READER #15: Is it finished? Is it finished? Is it finished?

EXIT



# Two Women

## *First Morning!*



*Two teens or adult women wear Holy Land costume and become Mary Magdalene and Mary who "saw it all"! They re-tell the Resurrection Morning events in excited conversation.*

*Enter and begin speaking at the back of the church. Move down the aisle as the story begins. End up near the large Cross on stage.*

MARY MAGDALENE: Oh Mary, did you see Him? Isn't it wonderful? Jesus is alive!

MARY: Jesus is alive! He did what He said He would do. He rose from the grave. What an amazing morning!

MARY MAGDALENE: The whole day has been gloriously amazing! To think we saw an angel...God's angel!

MARY: The morning started out at first light as the new week dawned. We just wanted to keep vigil at Jesus' tomb. I never expected the earth to rock and roll under our feet.



MARY MAGDALENE: *(Laughing...)* That was bad enough but to actually have God's angel show up right where we were standing. He rolled back the stone and sat down on it. *(Laughing...)* I didn't know if I should laugh or cry.

MARY: Or faint! The angel's garments shimmered snow white. Shafts of lightning blazed from him. I have never seen such a thing!

MARY MAGDALENE: The guards decided to faint! They were scared to death. They were so afraid they couldn't move.

MARY: And then the angel spoke to us. "There is nothing to fear here. I know you're looking for Jesus, the One they nailed to the cross. He is not here. He was raised, just as he said. Come and look where He was placed."

MARY MAGDALENE: Tell me the truth, Mary, did you want to go look?

MARY: I figured you would look first. After all, everyone knows how brave Mary Magdalene is.

MARY MAGDALENE: The angel sent us to tell the disciples, "He is risen from the dead." I didn't know you could run so fast, friend!

MARY: The best part was meeting Jesus. "Good morning," He says, just like it was an ordinary day. I hardly remember hugging him and worshiping Him.

MARY MAGDALENE: He said, "You're holding on to me for dear life! Don't be frightened like that. Go tell my brothers that they are to go to Galilee and that I'll meet them there."

MARY: Oh the wonder! Oh the joy! He's alive! Jesus is alive!

MARY MAGDALENE: *(Thoughtfully...)* Jesus met the eleven disciples and the moment they saw Him they knew He was alive. Jesus gave His instructions:



"God authorized and commanded me to commission you: go out and train everyone you meet, far and near, in this way of life, marking them by baptism in the threefold name: Father, Son and Holy Spirit. Then instruct them in the practice of all I have commanded you. I'll be with you as you do this, day after day after day, right up to the end of the age."  
Matthew 28:18-20 The Message

MARY: Mary Magdalene, we have seen a miracle with our own eyes. The message Jesus told us is true. He is Messiah! God's Son! Savior of the world.

MARY MAGDALENE: We cannot keep this great, good news quiet. We must tell everyone we meet!

RUN HAND IN HAND BACK DOWN THE CENTER AISLE.  
EXIT

PREVIEW PROGRAM ONLY  
NOT FOR USE  
PLEASE PURCHASE



# Older Adults

## *The Parable Of The Butterfly*

DRAWN TO CHRIST SYMBOL:

Butterfly

*One person attaches a butterfly to the Cross. There are parts for 5 Readers and one poet. Use as many participants as available. "The Parable of the Butterfly" is part of a devotional by Dr. Ralph F. Wilson, Joyful Heart Renewal Ministries.*



READER #1: As a butterfly soared overhead, one caterpillar said to the other, "You'll never get me up in one of those things." Yet for every caterpillar the time comes when the urge to eat subsides and he instinctively begins to form a chrysalis around himself. It hardens and you'd think for all the world that the caterpillar is dead.

READER #2: But one spring morning the life inside the chrysalis begins to writhe, the top cracks open and a beautifully formed butterfly emerges. For hours it will stretch and dry its wings, moving them slowly up and down. And then, before you know it, the butterfly glides aloft, effortlessly riding the currents of the air, alighting on flower after gorgeous flower, as if to show off its vivid colors to the bright blossoms...

READER #3: Somehow, the miracle of the butterfly never loses its fascination for us. Perhaps because the butterfly is a living parable of the promise of resurrection.

READER #4: On Easter morning the disciples saw Jesus' graveclothes lying on the cold slab still wrapped round and round the corpse. Only the corpse was gone, much like an empty chrysalis deserted by a butterfly who has left to soar free.

"He is risen as He said, " an angel told the incredulous disciples. Later that day Jesus appeared to the disciples, and then, over the course of the next few weeks, to as many as five hundred people at one time. Even "Doubting Thomas" didn't doubt for long that Jesus was really



risen from the dead.

READER #5: Why do Christians gather on Easter morning? To show off their fine clothes or give a ritual 'tip of the hat' to religion? God forbid! We gather to celebrate Jesus' victory over death itself. For since He is our Lord and our Savior, His victory is our victory. In celebrating His resurrection we celebrate our own assurance of ultimate triumph over death. Join us today as we celebrate Life! And if you look closely, you might even see a butterfly alight on the Cross!

*Like The Butterfly, I Am Born Again*

By Mark Henter

Beautiful butterfly, joyfully free  
No longer awkward or earthbound to be.

The way it was changed  
Tells what happened to me.

The image of the butterfly  
Born again and made new  
All because of Jesus  
Now I am born again too!

The old me is gone  
My spirit is new  
The change that took place  
I owe all to you.

It didn't take long, an instant or so  
You are with me Lord Jesus, wherever I go.  
The change was complete, now I am free  
Made in His image, a follower I'll be.

The story is not over, the work incomplete  
I have to tell others, whoever I meet.  
Go to the Cross of Jesus, Open your heart.  
Like the butterfly, you will have a new start.

EXIT



# The Kid

## The Great I Am!

*The Kid walks reluctantly to the stage, stands next to the Cross, carefully unfolds the crinkled page with the speaking part and reads:*



I am generations of Easter people.  
I am the child who early lisps His fame.  
I am the teen who believes.  
I am the grown up who lives with Heaven in sight.

Jesus is the Great I AM.  
Jesus is I AM who was born in Bethlehem.  
Jesus is I AM who grew up in a humble family.  
Jesus is I AM teacher, healer, friend.  
Jesus is I AM sacrifice.  
Jesus is I AM ...The promised Messiah.  
Jesus is I AM ...Risen Lord and Savior.  
Jesus is God...the Great I AM.

*(Turn to leave the stage....hesitate and return to the microphone.)*

I am just the kid who lives down the street. My mom made me come today. I didn't want to. Easter never meant much to me except for candy, baskets, rabbits and colored eggs. I never understood the Jesus story. No one explained how Jesus died...for me...just a kid! Now I know that Jesus is the Great I AM. God visited earth and died for my sins and your sins and everybody's sins. I believe!

QUIETLY, THE JANITOR JOINS THE KID ON STAGE.

KID: Hey! What are you doing here? I thought you were changing light bulbs.

JANITOR: What you don't know is that I get to have the final say in the program. Stick around kid, you might learn something from this old





church janitor.

# The Janitor

## *Resurrection Connection... Drawn to Christ*

The Janitor stands at the microphone to read from a clipboard:

You all know me. I'm your church janitor. I clean the floors and dust the chairs and...well, I do just about whatever needs to be done. I don't know many of you but I pick up after you every week. By the way, could you stop leaving your bulletins in the hymnals on Sunday? It takes a long time to clean....

Ahem. Excuse me. I didn't mean that. I'm not used to talking in front of a lot of folks. Just go ahead and leave whatever you need to leave in the pews. What else am I doing all week?

I have been touched by the Easter story you just presented. It's true, you know. There is a deep, abiding Resurrection Connection between the people of Jesus' day and the people of our day. It is as if time has not passed. Those people searched for their Messiah. They were Drawn to Christ because He fulfilled all God's promises.

We still seek a Savior. We are still Drawn to Christ because His life rings true. I believe the message that God sent His Son into a world that didn't want Him. I am Drawn to Christ because He lived a life filled with patience and love and when He died, Jesus became my Savior.

I may be just a janitor but I understand the Resurrection Connection. I hope you do too. Happy Easter.

The Janitor and The Kid Exit together.

OPTION: AUDIENCE SINGS ONE EASTER HYMN  
Traditional Song Suggestion: "I Serve A Risen Savior"

Contemporary Song Suggestion:  
"We Are Standing On Holy Ground"

These songs are suggestions and are not included with the program.  
Choose songs your church enjoys singing at Easter.



# Bright Morning Buffet

*One small group prepares BRIGHT MORNING BUFFET. This could be a few men and women hand picked for the event, an adult Sunday School class or the church women's group.*



*Choose the form this gathering will take early in planning stages. Make a choice to host a full Easter Breakfast or Continental Breakfast. If held in the evening, serve snacks or a full meal. The people who attend will enjoy whatever type of event you plan.*

## *Bright Morning Buffet*

MENU: Plan appropriate food choices. A pleasant option may be to ask people to bring their favorite Easter Breakfast Casserole or homemade sweet rolls. If this is a Sunday morning event, consider serving a Continental Breakfast complete with doughnuts, fresh fruit, orange juice, coffee and tea.

Since this gathering is called BRIGHT MORNING BUFFET, set up the area as a colorful buffet line, serving various coffee and tea flavors along with delightful sweet snacks.

If your event is in the evening, consider feasting on a full dinner, tureen style, sandwiches and cookies or a formal dessert bar.

SEATING: Decide the best arrangement for seating depending upon the size of the anticipated gathering. Position tables and chairs. Serve buffet style with guests moving around the room to chat. Place chairs in small circles throughout the area for small group conversation.

MUSIC: Play Easter music. This could take the form of live performances by local church musicians or CD's chosen before the program.



CENTERPIECES: Cover tables with colorful table clothes. Easter centerpieces may be featured on each table. These may be as casual as Easter flowers in vases tied with yellow, pink, blue and green

pastel ribbons. Fly colorful balloons at each table. Or, place an open Bible with bookmark, candle and a rock in the center of each table. Use your imagination and items at hand and the area will be lovely!

### *The Day of Bright Morning Buffet*

Decorate the serving table and guest tables. Plug in the coffee pot and put tea water on to boil while the program is in progress. Set out foods, cream and sugar. Make your favorite Easter punch and place on a nearby serving table in crystal bowl.

### *During Bright Morning Buffet*

Serve food, pour beverages and replenish serving plates. Greet guests cordially as they come through the buffet line. Move about the group to be sure everyone feels welcome. Find seats for those who may not be familiar with your church. Introduce people. Enjoy the program participants as they mingle still dressed in Holy Land costume.

### *After Bright Morning Buffet*

The party is not over until clean up is complete. Ask everyone to help with dishes, remove tables and chairs and sweep the area clean.

Choose a team of children, teens and adults who agree to stay for clean up duty. Many hands make the job go much faster!

*Go Home  
Faithful  
Easter Servant!*



## Program At A Glance



The Prelude  
The Processional

Readers Introduction ~ The Cross  
Church Janitor Introduction

The Nursery ~ Here Comes Jesus!  
Preschool ~ Mary Had A Little Lamb  
Kindergarten ~ Dove Of Love  
The Janitor And The Kid

MUSIC

Grades One And Two ~ It's What's Inside That Counts

Grades Three And Four ~ Peter's Rooster

Grades Five And Six ~ The Donkey And The Palms

The Janitor And The Kid

MUSIC

Middle School/Junior High School ~ The Servant

Senior High School ~ Communion

The Janitor And The Kid

MUSIC

Young Adults ~ The Cross

Two Women ~ First Morning!

Older Adults ~ The Parable Of The Butterfly

The Kid

The Janitor

MUSIC

Bright Morning Buffet

