


Power Encounter



Jesus Can Do Anything!

*"Your Name is Powerful."
~ Jeremiah 10:6*

Jesus Can Do Anything!

*"Your Name is Powerful."
~ Jeremiah 10:6*

**Power
Encounter**

Power Encounter



Jesus Can Do Anything!

"Your Name is Powerful."

~ Jeremiah 10:6

1

Fun On Sun'!

Who says Sunday School has to be boring? Not us!
It's time to kick it up a notch!
Create a kid friendly spot to learn Jesus is Awesome!
Keep the laughter going while changing lives.
ABOVE ALL ~ HAVE FUN!



Power Encounter is a thirteen week broadly graded Sunday School series for Kindergarten - Grade 6. (Preschool as desired) featuring miracles Jesus performed. Breath taking! Amazing! Life changing!

Power Encounter activity center groups visit an Opening, Bible Story Center, Snack/Memory Vers Center and Game/Craft Center for important lessons about God's Power through Jesus' miracles.

Power Encounter curriculum divides material into easy-to-prepare activity centers allowing the Sunday School staff to split the work between themselves and short term workers.

Power Encounter is creative with the use of theme related decorations, music, stories, games and snacks.


Power Encounter is Christ centered and light hearted. Groups learn about God's devotion and constant presence in an atmosphere of joy. Students hear the way Jesus showed the power of God to people who became believers.

COPYRIGHT INFORMATION

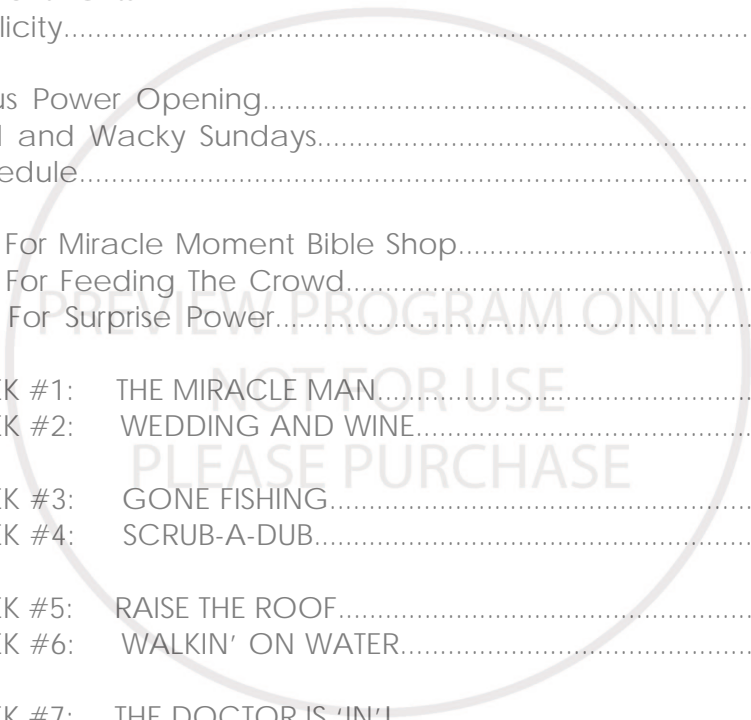
Make as many copies of individual lesson plans as needed for your local church. Give interested folks outside your church our website address: www.cemlife.com and telephone number: 1-888-236-5433. Your cooperation allows CLOSE ENCOUNTERS MINISTRIES to continue producing exciting, inspiring, positive Christian programs at low cost to churches across the nation.

Copyright-All Rights Reserve protected.

Take A Peek!



Fun On Sun'.....	1-2
Take A Peek.....	3
Activity Centers.....	4-7
Directing The Director.....	8
Decorate.....	9-10
Student Gifts.....	11
Publicity.....	12-13
Jesus Power Opening.....	14
Wild and Wacky Sundays.....	15
Schedule.....	16-18
Tips For Miracle Moment Bible Shop.....	19
Tips For Feeding The Crowd.....	20-23
Tips For Surprise Power.....	24-26
WEEK #1: THE MIRACLE MAN.....	27-31
WEEK #2: WEDDING AND WINE.....	32-36
WEEK #3: GONE FISHING.....	37-41
WEEK #4: SCRUB-A-DUB.....	42-46
WEEK #5: RAISE THE ROOF.....	47-51
WEEK #6: WALKIN' ON WATER.....	52-56
WEEK #7: THE DOCTOR IS 'IN'!.....	57-61
WEEK #8: YUM!.....	62-66
WEEK #9: CALM DOWN!.....	67-70
WEEK #10: BORN BLIND.....	71-76
WEEK #11: FISHING FOR MONEY ~ "CHA-CHING!".....	77-81
WEEK #12: DEAD MAN WALKIN'.....	82-87
WEEK #13: I AM A MIRACLE!.....	88-92



Activity Centers

*John said, "Jesus did many other things as well.
If every one of them were written down,
I suppose that even the whole world
would not have room for the books that would be written."
~ John 21:25 niv*

Kindergarten-Grade 6 students rotate through exciting activity centers during their one hour Sunday School session. Bible stories, scripture verses, snacks and music are featured. Create a *Fun On Sun'* event no one wants to miss!

JESUS POWER ~ OPENING

This is a get acquainted opening where all students and leaders gather to sing and leaders take attendance, collect offering and sing.

MIRACLE MOMENT ~ BIBLE SHOP

This "I Was There" Bible Shop center is the weekly Bible focus of the miracle theme. Students enter a brightly decorated area and sit on the floor to hear a guest from the past explain how Jesus changed their life. It was always a miracle when Jesus stepped into the room.

FEEDING THE CROWD SNACK AND SCRIPTURE VERSE

This is a quick Snack/Memorization activity center. Feed them and they will come! This is an opportunity to enjoy a simple snack and learn a scripture verse at the same time.

SURPRISE POWER ~ FUN

Students enjoy a variety of kid styled activities. We give lots of ideas. Choose the best activities that fit your group. The goal is to have a little *Fun On Sun'*!



Got Questions?

THINK
OUTSIDE
THE

BOX

Why are we planning different programming?

Give teachers and students a change from normal routine especially during traditionally low attendance seasons. Challenge students in new ways to learn about the Lord. Spice up the sessions with laughter and fun.

How will "Power Encounter" be organized?

Groups: Kindergarten-Grade 1, Grades 2-3, Grades 4-6 ~ Preschool meets separately or are included in one of the groups if they can participate.

*The Sunday School hour is divided into four activity center sessions.
Groups rotate to 12-15 minute teaching and activity times.*

1. **JESUS POWER** ~ Opening is where all students gather for attendance, announcements and singing.
2. **MIRACLE MOMENT BIBLE SHOP** ~ "I Was There" Story time where Bible era guests visit to tell their miracle stories.
3. **FEEDING THE CROWD** ~ Snacks and Scripture time. Serve a quick snack and memorize a scripture verse in a fun way.
4. **SURPRISE POWER** ~ Leaders surprise the students each week with a game, craft project or fun activity.

What are the goals of "Power Encounter"?

1. Students learn about Jesus' miracles through the eyes of people who were there.
2. Students memorize quick scripture verses highlighting weekly Bible themes.
3. Students participate in activities ranging from stories to snacks to scripture memory with games and craft projects added for fun.

How can I help?

PREPARE: Know what is going to happen in each activity center. Understand your individual responsibilities.

READ: Use the lesson plan as the basis for preparing each activity center.

ORGANIZE: Keep student groups together. If weather and activity match, take individual groups outdoors.

GATHER: Gather supplies as needed. Save receipts. Use church tax exempt number. Turn in bills for repayment when needed.

PRAY: We can be clever, work hard and love children but we do them and ourselves a great disservice if we leave the Lord out of our plans.

What is my personal teaching schedule?

The Director divides duties according to date, activity center and available leadership. Teachers are assigned one activity center each Sunday, teaching the rotation of small groups. If you cannot come on any given Sunday, please let the Director know ASAP!

Notes:

Fun With Activity Centers



Divide students into small groups.

Nursery-Preschool meet separately. Older student groups meet in individual small groups to complete their projects.

It's Different!

Games, stories, guests, art, crafting and singing lead children into deeper understanding of Bible stories.

Where?

Four corners of a large room may be used to set up activity centers. Classrooms lend themselves to individual activity centers. Move to other church areas if space and time allow.

Decorate!

Create colorful, bright, theme related spaces. Make decorations using simple art supplies and available props.

Timing!

Each activity is planned for 12-15 minutes. This depends upon the length of local Sunday School time. Activities must be quick, exciting and hard hitting. When it is time to move, students move quickly to next area.

The Kids!

Noise and chatter are inevitable during the rotation moves. Encourage interaction. Urge students to become involved in the next activity immediately.

Preparation!

Prepare one activity using their lesson plan as a guide. The activity may vary slightly depending upon age. Adapt the material to create a better atmosphere or lesson suited to your personality.

Guide!

Be efficient. Teach one idea well rather than crowding too much material in the allotted time.

Directing The Director

I have a BIG God

Who can do BIG miracles!

Plan a creative Sunday School quarter and watch leaders respond with a spirit of fun and cooperation.



Read the Master Copy. Make changes privately to avoid staff confusion. Prepare individual printed segments for all leaders.

Meet The Staff. Urge 100% attendance at one meeting. Tell teachers where they will be working. Schedule them for specific dates. Discuss decoration, lesson planning, props, snacks, games, etc.

Decorate. Many students learn visually so decorating is important. Follow curriculum prompts or design your own activity centers using available items.

Schedule. Divide the work between available leaders. Contact everyone regularly to guarantee they remember their tasks.

Volunteers. Recruit older youth, future teaching prospects, senior citizens and others who do not teach on a regular basis. This is an informal opportunity to offer teaching experience without extensive commitment. Supervise to be sure volunteers have a positive experience.

Nursery-Preschool. The stories, snacks, crafts, games and songs are easily adapted for preschool use. Preschool teachers set up activity centers in their classroom. Students remain in their familiar preschool area to maintain personal comfort. If preferred, let the youngest students continue their regular curriculum.

Activity Centers. Set up activity centers in well lit, large areas or separate classrooms. This theme does not lend itself to outdoor study but an occasional outdoor snack time is a refreshing *Fun On Sun'* experience.

Decorate!

See what the otherS don't see.
~this is creativity~

Decorate each of the activity centers to reflect the Miracle theme. It is amazing what can be created with a few props and a little imagination. When the Activity Centers look and feel terrific, students respond joyfully.

Artsy Craftsy Crew

Organize a team of people who enjoy creating visual themes. Ask the crew to gather decorations and set up the Activity Centers before the series begins.

These suggestions may spark your imagination to make each classroom bright and joyful. Visit your local party shop, discount store, catalog or attic to find more items.

Posters

Purchase posterboard in bright colors. Cut into interesting shapes: stars, lightning bolts, dynamite sticks. Scatter posters on the walls. Print messages in large black marker.

WHEN GOD STEPS IN MIRACLES HAPPEN.
I BELIEVE IN MIRACLES!
MIRACLES JUST AHEAD
ALWAYS PRAY AND NEVER GIVE UP!
JESUS POWER
JESUS CAN DO ANYTHING
THERE IS POWER IN THE NAME OF JESUS

Miracle Moment Bible Shop

Choose one room where Holy Land guests visit to tell their miracle stories. Decorate one corner to look like a general Holy Land spot. Simple props can be used for every Bible time guest. Arrange one simple scene that works for the entire series.

P
O
W
JESUS
R

Suggestions: wooden bench, rug, greenery, blankets, large pillows, wicker baskets, pottery, lanterns, candles, straw broom, primitive wooden furniture.

Feeding The Crowd

Set tables each week for small groups that rotate separately. Prepare a simple 'power' snack that can be served quickly. Cover the table with a neon colored plastic table cloth. Provide brightly colored coordinated paper napkins to set the powerful mood. Have fun creating kid styled table center pieces.

Flowers are not necessary unless you have some brightly colored silk greenery. Consider placing fun kid styled items along the middle of the table. Small cars, dolls, musical instruments, etc. look inviting each week.

In the middle of the table, place several copies of the current scripture verse. These can be copied from computers or hand printed. After each week, place one copy of the verse on the wall to be reviewed throughout the series.

Surprise Power

Choose a room with enough space to set up a craft table with basic supplies. Students can stand around the table rather than sit. Push the table to one side for weeks when games or other activities are planned. Very little decoration is needed.

Notes:

Student Gifts



There are many wonderful inexpensive, small items available for use as student gifts. It is so much fun for kids that it is worthwhile to purchase a variety of fun things to hand out each week. Check local stores for fun prizes. Christian book stores offer fun Christian items. Check out inexpensive, fun gifts in catalogs and online web sites.

It is best to keep each gift a surprise and hand them out at the very end of each session. The gifts do not have to be theme related unless something 'just perfect' is found. Consider little things like pencils, rulers, small cars, stuffed animals, soft candy, key chains, balls and more.

Oriental Trading Company

www.orientaltrading.com

Ask them for their latest catalog: 800-228-2269

S&S Arts and Crafts

www.ssw.com

Ask them for their latest catalog: 800-243-9232

Rhode Island Novelty

www.rinovelty.com

Ask them for their latest catalog: 800-528-5599

Guildcraft Arts and Crafts

www.guildcraftinc.com

Ask them for their latest catalog: 800-345-5563

Publicity!

*"Preach the Gospel at all times
and when necessary, use words."*

~ St. Francis of Assisi



The more excited your church and community become with this unique Sunday School approach the more your children benefit from the program. Use all reasonable publicity options to attract teachers and students.

Church Newsletter

Print short announcements beginning one month before Power Encounter begins. Include all date, time and theme information.

Church Bulletin

The worship bulletin reaches weekly worship attenders. Explain the theme and advertise for volunteer staff.

Posters

Place posters in strategic areas of the church and in local shops to spark community interest.

Post Cards

Send colorful post cards to all students on file. This personal touch is an extra dose of caring that works wonders. Address the card to the child. Are there three kids in a family? Send three cards! Everyone loves getting mail!

Email ~ Text ~ Facebook ~ Twitter

Contact everyone possible through the latest personal technology. It is important for parents to be aware of the great fun waiting for their children.

Local Newspaper

Community press is always looking for an organization with a new angle on an old tradition. Submit an article with photos. Print the names of people on the back of the photo. Ask a reporter to interview the leadership. Pay for an advertisement to be placed in a prominent spot for two to three editions.

Photography/Video


Take student pictures at the activity centers. Display their pictures on church bulletin boards. Assign a crew to take video. Show the scenes at some point during the end of the program.

Encourage Visitors

Encourage guests to bring their cameras and walk through the activity centers taking pictures. It sparks interest when people know there are special effects to see.

Notes:

PREVIEW PROGRAM ONLY
NOT FOR USE
PLEASE PURCHASE



Jesus Power Opening

All Hail the Power of Jesus' Name!

"Jesus said, 'All power is given unto me in Heaven and in earth.'"
~ Matthew 28:18

Meet as a large group to record attendance, collect offering and sing. Begin on time even if students and teachers are still arriving. The activity centers are timed and the schedule is delayed if you wait for latecomers.

Decorate

Make the Jesus Power Opening area bright and cheerful. Not much decoration is needed.

Music

As students arrive, play upbeat praise and worship music on CD.

Attendance

Assign leaders who know the students to take attendance as they arrive.

Offering

Collect the offering as desired. If separate class money is required, provide separate containers. If not, combine financial gifts each week.

Announcements

Make important announcements during the Opening. If handouts are needed, wait until the end rather than handing them out at the beginning of the session.

Seating

Seat activity center groups together so they are ready to rotate to the individual areas.

Sing

Sing familiar songs. Choose songs based on what the children know and choose a few new songs to challenge them.

Wild and Wacky Fun On Sun' Days



Announce occasionally that the next Sunday will be a "Wild and Wacky" Sunday. Tell students and parents to bring or wear the unique item. Be sure to take pictures to capture the memories. Here are some wild and wacky options:

Crazy Hat Sunday: Wear your favorite fun hat. Decorate it to make it wild.

Crazy Socks Sunday: They don't have to be your own. They don't have to fit you and you do not necessarily have to wear them on your feet! You don't even have to stick with 2 socks...more is better!

Stuffed Animal Sunday: Bring your favorite "unlive" animal. We will line them up and enjoy every one of your friends.

Barefoot Sunday: Come prepared to take off shoes and socks. No smelly feet please!

Popsicle Sunday: Come and enjoy a wild and wacky popsicle--on us!

Backwards Sunday: Wear all your clothing backwards!

Inside Out Sunday: Wear your clothing inside out just for fun!

T-Shirt Sunday: Wear your favorite T-Shirt.

Mismatch Sunday: Wear anything that does NOT go together.

Friend Sunday: Bring a friend for brunch served during Sunday School (or after church).

Publicize these special Sundays a week or two in advance. Announce it in the church bulletin to give parents fair warning.

Because of the unique nature of the entire series, students do not have to wear normal 'dress up' church clothing. Parents need to hear this from the leaders.

Schedule



Ask potential staff to volunteer for a specific task on a specific date. Explain each job so there is no doubt about what is expected. Record their name and telephone number and email address on the appropriate schedule sheet. If they need supplies, remind them a few days before their activity.

PLAN SNACKS: Plan snack menus before the series begins. It is easy to carry out the plan on a weekly basis if the decisions are made in advance.

PLAN CRAFTS: Choose craft projects as desired. Decide when these will be completed. Provide supplies. Tell leaders where to find their supplies. Encourage them to make a sample.

COMMUNICATE: Give each teacher a folder with a dated copy of their individual lesson plan. Include teacher information to provide a clear job picture.


SUBSTITUTE TEACHERS: Have a list of substitute leaders in case of illness or forgetfulness. They must be able to step in quickly and efficiently on a moment's notice.

How To Use The Schedule

This schedule is a tool to make staff organization easy. Fill the teaching slots completely before the first week. Speak to each leader personally. The program may be carried out by one person in each activity center but use helpers as available.

Give teachers completed form as a reminder of their spot. Highlight their information to communicate the date and activity.

Use the completed form as a worksheet. Call leaders as needed to be certain they arrive prepared for the lesson, snack, craft or activity.



Power Encounter

Jesus Can Do Anything!

WEEK #1: THE MIRACLE MAN

MIRACLE MOMENT: Rhoda

FEEDING THE CROWD: Matthew 19:26

SURPRISE POWER: Craft/Game ~ Your Choice

WEEK #2: WEDDING AND WINE

MIRACLE MOMENT: Shammus The Servant

FEEDING THE CROWD: Wedding Snack ~ Jeremiah 32:27

SURPRISE POWER: Craft/Game ~ Your Choice

WEEK #3: GONE FISHING

MIRACLE MOMENT: Beach Kid

FEEDING THE CROWD: Fish Sticks/Gold Fish Crackers ~ Matthew 4:19

SURPRISE POWER: Fish Games

WEEK #4: SCRUB-A-DUB

MIRACLE MOMENT: The Happy Leper

FEEDING THE CROWD: Cookies ~ 1 John 1:9

SURPRISE POWER: Bubble Stationary

WEEK #5: RAISE THE ROOF

MIRACLE MOMENT: Holy Land Housewife

FEEDING THE CROWD: Crowd Food ~ Psalm 77:14

SURPRISE POWER: Walking Relay

WEEK #6: WALKIN' ON WATER

MIRACLE MOMENT: Jesus' Disciple

FEEDING THE CROWD: Boat Basket Snack ~ Hebrews 12:2

SURPRISE POWER: Water Games



WEEK #7: THE DOCTOR IS 'IN'!

MIRACLE MOMENT: WOMAN OF UNCOMMON FAITH

FEEDING THE CROWD: Healthy Snack ~ Luke 8:48

SURPRISE POWER: Power Tag

WEEK #8: YUM!

MIRACLE MOMENT: Crowd Member

FEEDING THE CROWD: Boy's Lunch Snack ~ John 6:35

SURPRISE POWER: The Great Cracker Race

WEEK #9: CALM DOWN!

MIRACLE MOMENT: Soaking Wet Disciple

FEEDING THE CROWD: "Trust Me" Snack ~ John 14:1

SURPRISE POWER: Game Stations

WEEK #10: BORN BLIND

MIRACLE MOMENT: The Neighbor

FEEDING THE CROWD: Celebration Snack ~ Psalm 30:2

SURPRISE POWER: Blindfold Games

WEEK #11: FISHING FOR MONEY – "CHA-CHING!"

MIRACLE MOMENT: Fisherman

FEEDING THE CROWD: Fish and Coin Snack ~ 1 Corinthians 6:20

SURPRISE POWER: Coin Games

WEEK #12: DEAD MAN WALKING!

MIRACLE MOMENT: Mary and Martha

FEEDING THE CROWD: Birthday Party Snack ~ John 11:25

SURPRISE POWER: Birthday Party Games

WEEK #13: IT'S A MIRACLE!

MIRACLE MOMENT: Nicodemus

FEEDING THE CROWD: Fun Sundaes ~ John 3:16

SURPRISE POWER: Cross Craft

Tips For Miracle Moment Bible Shop

The 12-15 minute weekly Bible Shop Activity Center is the spot where small groups gather. They visit informally with a Bible time guest who tells about one of Jesus' miracles.

"I Was There" starts every story and everyone finds out about the amazing God shaped situations that made the message of Jesus so real and so good to those who were sick, dying, hurting and hungry. What did each miracle give the person? Hope! A Future! Faith!



Create a short, fun Bible experience. Choose a few people willing dress as the guest. Depending on staff availability, the same person may portray more than one guest as the series proceeds.

PREVIEW PROGRAM ONLY
NOT FOR USE
PLEASE PURCHASE

Decorate!

Choose one room where guests visit to tell their miracle stories. Decorate one corner to look like a general Holy Land spot. Simple props can be used for every Bible time guest. Arrange one simple scene that works for the entire series. Students sit on the floor surrounded by pillows where they can lean, listen and learn about Jesus.

Suggestions: wooden bench, rug, greenery, blankets, large pillows, wicker baskets, pottery, lanterns, candles, straw broom, primitive wooden furniture.

Costume!

Simple Holy Land costumes work well. Tunics, head scarves, sandals can be created easily. (Check the church Christmas costume room!)

Teach!

Teach the same material to three separate groups. Take your time and enjoy each group. Involve them by interacting with the material. As time allows, let students answer questions and learn how each miracle teaches them a lesson today.

Tips For Feed The Crowd Snacks and Scripture

Choose a good spot where a simple snack and memory verse can be part of the activity. This is a small group 12-15 minute rotation activity so a large room is not needed. Serve snacks as suggested or create your own "Fun On Sun" food. Do not serve an entire meal but offer a tasty treat while learning their scripture verse of the day.



Decorate!

Set tables for small groups. Prepare a simple 'power' snack that can be served quickly. Begin with a neon colored plastic table cloth. Provide brightly colored coordinated paper napkins to set the mood.

Have fun creating kid styled table centerpieces. Flowers are not necessary unless you have some brightly colored silk greenery. Consider placing fun kid styled items along the middle of the table. Small cars, dolls, musical instruments, etc. look inviting each week.

In the middle of the table, place several copies of the current scripture verse. These can be copied from computers or hand printed. After each week, place one copy of the verse on the wall to be reviewed throughout the series.

Snack Ideas

Choose from the list of snacks or develop your own treats. Serve the students as they learn their verse. Do not plan an entire meal. This is designed to be a quick, fun food break.

Do not be held hostage to students who dislike the treat. Resist temptation to provide alternative snacks. If a student does not like what is served say, "I'm sorry. Maybe you will enjoy next week's snack." No pressure. No reaction. No change.

Surprise is best! NEVER announce next week's snack. Some students base their attendance on whether or not they like that food. The only alternative snacks should be for students who have health or allergy problems communicated by parents.

Fruit Snacks

CHOCOLATE COVERED BANANAS: Dip fresh banana slices in melted chocolate. Place on waxed paper. Refrigerate overnight. If desired, roll some of the slices in crushed walnuts before chilling.

FRUIT SALAD: Mix canned fruits and a few fresh fruits (bananas, apples). Chill. Serve in small, disposable cups with plastic spoons.

ORANGE DELIGHT: Serve mandarin oranges mixed with miniature marshmallows. Option sprinkle tops with coconut.

ORANGE SMILES: Slice large, fresh oranges. Cut slices in half and pull the edges to split the fruit and widen the "smile".

JELLO SALAD: Choose from many jello fruit desert recipes.

APPLE COBBLER: Make your favorite apple cobbler recipe. (Option: peach or cherry)

Snack Sides

CRACKERS: Serve a variety of crackers with any fruit.

CHEESE AND CRACKERS: Make a large platter filled with a variety of mild cheeses and crackers. Students may choose what they like from the platter.

MARSHMALLOWS: Place a dish of large marshmallows in the middle of the table. Students may choose one or two to eat with their fruit.

PEANUT BUTTER AND JELLY SANDWICH: Make sandwiches. Cut out with cookie cutters.

POPSICLES: Serve popsicles on a hot day.

RICE KRISPIES TREAT: Make these cereal favorites and top with a cherry, orange slice or banana.

Breakfast Snacks

POP TARTS: Toast in toaster and serve warm. Provide a variety of flavors cut in several pieces. Serve with milk.

LEGGO WAFFLES: Toaster treats are a kid favorite. Serve with syrup and milk.

DOUGHNUTS AND MILK: Serve fresh doughnuts cut in half for smaller appetites or by smaller doughnut holes. Provide a variety of flavors.

BREAKFAST CASSEROLE: 9 x 13 sprayed pan, place fresh bread cubes or torn bread in bottom. Cover bread with mixture of 6-8 eggs, milk, cooked sausage or crumbled bacon, shredded cheddar cheese and optional ingredients" diced onion, salt and pepper, diced green pepper. Pour mixture over bread and refrigerate overnight. Bake at 350 degrees approximately 1 hour. Serve warm with ½ slice toast and fruit juice.

Sandwich Snacks

Serve a variety of sandwiches on a platter with a side of potato chips and pretzels.

Peanut Butter and Jelly
Ham and Cheese
Chicken Salad
Jelly and Cream Cheese
Jelly and Butter
...Local Favorites

EGGY MUFFIN: Toasted English muffins, eggs cooked your favorite way, slice of ham cut wafer thin, sprinkle of cheddar cheese. Cut sandwich in half. Serve with milk.

EGG AND CHEESE WRAP: Soft tortillas warmed and rolled with scrambled eggs and shredded cheese.

Notes:

Scripture Verse Fun

Choose a memorization activity. Vary activities from week to week. Repeat games the students especially enjoy. Offer a small reward for successful memorization and individual effort.



FILL IN THE BLANK: Print individual words on separate 3 x 5 cards. Place the cards in proper order on the table. Remove one card as students say the verse aloud. Keep removing cards until they can say the verse without assistance. Ask individuals to say the verse from memory.

FOLLOW THE BOUNCING BALL: Bounce a large ball around the circle and say the verse aloud. Each bounce represents one word. Once the verse is memorized, toss the ball to individual students who say the verse aloud.

ERASE A WORD: Print the verse on an erase board. Allow students to erase one word of their choice. The group repeats the verse until it is memorized.

UNSCRAMBLE THE VERSE: Print each word on 3 x 5 cards. Play FILL IN THE BLANK until the verse is memorized. Mix up the cards. Give one card to each student. Ask them to place the words in proper order by lining up in a certain time limit.


CIRCLE VERSE: Assign one word to each student seated in a circle. Point to a student who says their word. Point faster and faster until it sounds like one person saying the verse. Ask individual students to say the verse aloud once it is memorized.

RELAY GAME: Once a lot of verses have been memorized, line up two teams. Stand at one end of the room. Give the reference of a verse. Teams send one student to tag you and say the verse. The first person tagging you gets to try first. If he/she errs, the second team has a chance to say the verse.

WHISTLE THE VERSE: Leader says the verse omitting one word. When the leader reaches that word, he/she blows a whistle. The first person to fill in the blank gets one point.

Tips For Surprise Power

*"You can't use up Creativity.
The more you use the more you have."
~ Maya Angelou*



Choose an area where games or crafts are completed. As weather permits, play games outdoors in a safe area.

*Decorations are not needed.
Groups will be busy playing and crafting.
Concentrate on the activities.*

If leaders are craft oriented, plan 13 short craft activities. If leaders are athletic and game oriented, plan 13 game activities. Or plan a mixture of crafts and games. Choose activities before the series begins to avoid confusion. Schedule leaders according to their skills.

Crafts

Shop online or order by phone. These are inexpensive, easy to organize and fun to create. Time is short so each project must be completed quickly and completely.

Use the companies we recommend in the STUDENT GIFTS section or purchase locally.


There are other catalog craft suppliers or you may want to visit your local craft store to purchase supplies. There may be craft loving people in your church who are willing to create some homemade projects.

Many craft project books for kids are available and may fit your budget and creative needs nicely.

A craft project does NOT have to be scheduled every week.
Choose a variety of games, crafts and fun activities.
Mix it up.

Games!

Enjoying a game benefits the students and the leaders. What better way to get acquainted than to run, play and laugh together. Choose games that last about 15 minutes. Begin with this list of suggestions. Feel free to add your favorites.



PAPER PLATE GOLF: Print #1-9 on separate paper plates. Make "putters" by rolling newspapers into long shafts. Tape the newspaper with masking tape. Purchase sponge (nerf) balls. Students begin at plate #1 and work their way to plate #9 in as few strokes as possible. The size of the course depends upon how much space is available indoors or outdoors.

DODGE BALL: Crowd the students in a circle. One person rolls a regular ball through the center of the group to hit people. Dodge the ball. When a person is hit, he/she is out. The game is over when everyone is out.

DRIBBLE BALL RELAY: Two teams stand in parallel lines about 6' apart. First player of each team bounces a basketball, soccer ball or volley ball. Signal...turn around and hand ball to second player. That player turns once and bounces it to the third. Bounce to the end of the line and back to starting point. The team returning ball to first player fastest wins.

POTATO TOSS: (Much dryer than a water balloon toss!) Two teams stand opposite each other in a long line. Begin one step back from each other. Toss the potato to person on opposite side. Take one giant step back and toss again. When one team member drops the potato, that team is out of the game. The final team tossing their potato successfully is the winning team. Play several times. Mix up the teams.

PARACHUTE TOSS: Two sheets, two bean bags or balls. Two teams. Each team holds their parachute at the edges with the ball in the middle. The object is to toss their object into the air so the other team can catch it in their parachute. It may take awhile to get the hang of it but the two groups should have fun with a lot of screaming involved.

OBSTACLE COURSE: Set up an obstacle course using any objects available. Time the students as they complete the course. Lowest time is the winner. Students enjoy running the course but also have fun watching others compete. Allow students to better their time if time remains.

Movie Fun On Sun'!

Choose a few Christian cartoons to show during the time for a few of the weeks. When choosing a video, consider the short time. The best videos are music and cartoons like Veggie Tales.

Paper Fun On Sun'!

Choose crossword puzzles, word puzzles and paper games to let students team up to finish for small prizes. Make paper airplanes with the memory verse printed on them. Search the internet to find lots of fun paper game ideas.

Notes:

PREVIEW PROGRAM ONLY
NOT FOR USE
PLEASE PURCHASE

Week #1: MIRACLE MOMENT BIBLE SHOP

The Miracle Man

Jesus said, "With man this is impossible,
but with God all things are possible."

~ Matthew 19:26



Welcome!

"Dear God, If today I lose my hope, please remind me
that your plans are better than my dreams."

Welcome! Come into our Miracle Moment Bible Shop every week to hear about one Miracle Moment. You do know what a real Bible miracle is, don't you? Let's think!

Supplies: Print the three Miracle Moment themes on an erase board or posterboard lightning bolt shapes.

1. THE IMPOSSIBLE HAPPENS! It is hard to believe that anyone can walk on water, feed five thousand people with a tiny bit of food or bring a dead person back to life. In our world, it cannot happen! People think Jesus just chopped up the bread and fish into 5000 tiny pieces. They think Jesus just shook a sick person and pretended they had been dead.

Jesus could do miracles because He had the power of God, and *anything* is possible for God. God is not stopped by how our world works! In God's power, real miracles happen easily plus more! With God all things are possible, even the impossible.

2. MIRACLES PROVE WHO JESUS IS! People can be dumb sometimes. If I tell you something truer than true, you might say, "No way. I don't believe that." But, if I SHOW you something true, you have to admit, "Yep, that is really true." Jesus had to do something big to prove He truly was God's Son.

Let's think: I want you to eat lots of cookies every day because they are good for you and you need to listen to me because I am God. That's right, I am God. Do you believe me? Maybe that's what it was like for Jesus' friends to hear Him say He was the son of God. They didn't know if He was just a regular person saying that...like me! Jesus did things only God could do to prove He really was God!

3. WE TALK ABOUT JESUS' MIRACLES TODAY! The miracles Jesus did were so powerful that people who were there changed their whole lives. They moved from their homes, they told everyone they met and some of them even died because they believed in Jesus. Those people who saw it all had NO doubt that Jesus was God and they did whatever it took to tell the world about Him. Today we know about Jesus because of what His disciples and followers did after seeing His miracles. We are going to meet some of those "I Was There" people from week to week.

"I Was There": Rhoda

Tips: One teen girl or young woman. Dress in a simple Holy Land garment. Carry a ceramic or metal pot or linen towel to represent a serving girl. Read the script-memorization not necessary.



Never say 'never' when it comes to what God can do! I should know. I was there! I saw it all! Oh, you don't know me. I was just a young girl standing at the edge of the crowds. Change was coming!

Jesus was everywhere! You may not believe me but Jesus was performing miracles everywhere He went. I didn't want to miss it. I never slept in. I listened to the grown ups in the market place tell where Jesus was going to be that day and then I ran fast to find Him.

He recognized me after a few days. He spoke to thousands of people on hillsides and on beaches. He walked through our villages and talked about God. All my friends were excited.

Then, something amazing began. Jesus touched a blind man and he could see! It wasn't fake. I knew that man. He begged for coins on the dirt road every day of my life. Jesus spoke and storms on the lake stopped. Just stopped. Everywhere people were healed at His attention. He said it was God that did it. He said NOTHING was impossible with God.

After Jesus died and rose from the grave, which seemed impossible, I was serving the believers while Peter was in prison. Peter was knocking at the gate and I didn't believe he was real. Another miracle? Oh yes, but that's a story for another day.

I don't know about you but I believe Jesus. I have to. I was there. I saw it all.
You can believe in Jesus too. Miracles are real!

Power Encounter For Today

God wants you to remember what He can do and will do for you.....yes YOU!
Now that's a miracle.

I will give you rest.

I will give you strength.

I will answer your prayers.

I will bless you.

I will not fail you.

I will provide for you.

I am for you.

I believe in you.

I LOVE YOU!

Close In Prayer.

~~impossible.~~

Week #1:

Feeding The Crowd

Power Scripture

*Jesus said, "With man this is impossible,
but with God all things are possible."*

~ Matthew 19:26

Snack

Choose a fun snack from the suggestion list or create your own fun food to serve each small group. Keep the snack choice a surprise from week to week!



Power Scripture Activity

Choose a fun method from the suggestion list or create your own way of memorizing today's verse for each small group. Shorten the verse for the youngest students.

Jesus said,
"With man this is impossible,
but with God all things are possible."

~ Matthew 19:26

"With God all things are possible."

~ Matthew 19:26

Week #1:

SURPRISE POWER

Power Scripture

*Jesus said, "With man this is impossible,
but with God all things are possible."*


~ Matthew 19:26

Craft/Game Activity

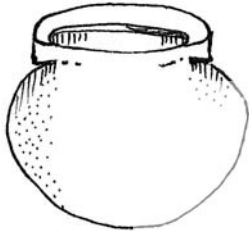
Choose a craft project or game activity from the suggestion list or create your own fun activity. Vary the activities from week to week. Keep it a surprise!

Check out catalogs, online web sites and local shops for crafts. Have fun watching www.youtube.com videos of "Minute To Win It" games that everyone loves. Fill the time with laughter and keepsakes.

PREVIEW PROGRAM ONLY
NOT FOR USE
PLEASE PURCHASE



Week #2: MIRACLE MOMENT BIBLE SHOP



Wedding and Wine

"I am the Lord, the God of all mankind.

Is anything too hard for Me?"

~ Jeremiah 32:27

Welcome!

My God is bigger than any problems I face!

Today we are going to peek into the story of Jesus' very first miracle. When Jesus was born, Mary and Joseph began teaching Him the truth that He was God's son. Jesus' family was very important to Him. He loved Mary and Joseph. Jesus had younger brothers and sisters. He was a carpenter so he had friends who were customers. There were also twelve men who were his disciples. The only way to learn from Jesus was to follow Him everywhere and that is what they did. He had lots of friends in the village of Nazareth and other towns in Galilee.

One day everyone was invited to a wedding in the nearby village of Cana. A wedding was a big deal. Everyone bought new clothes, set aside several days to party, sang and ate and drank wine. It was quite expensive for the families of the bride and groom.

ASK: Tell us about a wedding you attended. Did you get a new outfit to wear? Did you enjoy it? Did it feel like a big party? Did you eat great food? Did you dance? (DISCUSS.)

In the story, Jesus and His disciples were invited to a wedding celebration in Cana in Galilee. Toward the end of the feast, when the wine was running out, Mary said, "Jesus, son, they have run out of wine. Please do something." He wasn't very happy about it and took a moment to think. Then Jesus told the servants to fill jugs with water. Then He turned that water into wine. It was the very first miracle Jesus did in front of people.



“I Was There”: Shammus

Tips: This servant character can be performed by a young man or a young woman. Change the name if a female is reading the part. Dress in a simple Holy Land garment. Carry a ceramic or clay pot or linen towel to represent a servant. Read the script-memorization not necessary.

From John 2: (Bow) Shalom. I am Shammus, a servant of Enoch of Cana. He is a very important man in Cana. His son, Eli of Cana, got married last week. We servants worked hard getting ready for the celebration. It was fun too.

Servants do exactly as we are told, exactly when we are told to do it. I was waiting in the corner for my next task when Mary said, “Whatever he tells you to do, do it!” Okay! Then Jesus walked up to me. I bowed low and asked what I could do for him.

He said, “See those six pots over there? Fill them up to the top with water.” That’s what I did. I knew many people at the wedding party waiting for wine. They wouldn’t be happy drinking water but it was better than nothing. It wasn’t my business anyway. I’m just a servant so I obeyed.

I noticed something odd as soon as I placed the first pot of water on the floor. At the well it was fresh, clear water but now it looked kind of red and it had the sweetest smell...like grapes.

I was going to get in trouble. I was sure of it. No one will believe I got the water. The other servants were upset too. All of their pots had this sweet drink in them. We all started out with water. What happened?

Jesus didn’t say a thing. He went back to his friends and the music kept playing, the dancing went on and everyone kept eating...and drinking. The big difference is that folks commented on how delicious the wine was.

One guest said, “You kept the best wine for the end of the party? Why? Everyone knows the best wine is served first while people still enjoy the taste. This is the best wine I ever drank.”

Talk went around that Jesus had performed a miracle of God. Only God could change water to wine. Who was this guy anyway? Jesus is from Nazareth. He is a carpenter. He’s smart and people listen when he speaks.

Oh well, I’m just a servant. What do I know? I just thought you should know since “I Was There”. Shalom.

Power Encounter For Today

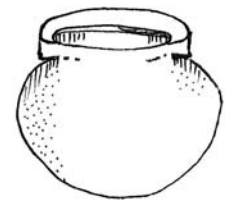
Great miracle! Great visit with Shammus. There must be something to learn from Jesus first miracle. Let's think.

Print theme words on jug shaped poster board. Attach to the wall.

- 1. Invite:** If Jesus had not been invited to the wedding, the miracle would not have taken place. Invite Jesus into every area of your life if you really want His miracles.
- 2. Interrupt:** Mary, the mother of Jesus, stepped into the problem to help. Take all your troubles to the Lord. Jesus 'interrupts' God for us and answers our prayers. After all, He is the one who can turn water into wine.
- 3. Instruct:** The servants were told to do whatever Jesus ordered. Be obedient and do whatever Jesus says to do. They got to see the miracle too. Obey the Lord's instructions even if you do not understand.
- 4. Instrument:** Water was the instrument (tool) used for the miracle. The Lord can use whatever is on hand. Leave it up to God to use what is available in your life to perform a miracle.
- 5. Inspire:** After he changed water to wine, his disciples believed in him. They had great faith in him. Let every miracle the Lord performs help us to believe in him.

This was the beginning of many miracles Jesus performed. There is a miracle for you and for me if we think about these five miracle lessons.

Close In Prayer



Week #2:

FEEDING THE CROWD



Power Scripture

*"I am the Lord, the God of all mankind.
Is anything too hard for Me?"
~ Jeremiah 32:27*

Wedding Snack

Choose a snack from the list of suggestions or create your own fun food to serve to each small group. Keep it a surprise from week to week!

Hint: Since today's miracle is the Cana Wedding wine story, serve chilled grape juice and a cupcake decorated to look like wedding cake-white frosting, sprinkles.

Power Scripture Activity

Choose a fun method of memorization from the suggestions list or create your own way of memorizing today's verse for each small group. Shorten the verse for the youngest students.

Review last week's scripture verse.

Print the phrases on cut out poster board jug shapes. Lay on table until groups put them in the correct order. Attach to wall.

**"I am the Lord,
the God of all mankind.
Is anything too hard for Me?"
~Jeremiah 32:27**

**"Is anything too hard for Me?"
~ Jeremiah 32:27**

Week #2:

SURPRISE POWER

Power Scripture

*"I am the Lord, the God of all mankind.
Is anything too hard for Me?"
~ Jeremiah 32:27*

Craft/Game Activity


Choose a craft project or game activity from the suggestion list or create your own fun activity. Vary the activities from week to week. Keep it a surprise!

Hint: Play a water game (outdoors if possible!). Fill two large containers with water and place them at one end of a course. At the other end place two empty containers. Divide group into two teams. Each team is given one styro foam cup with holes punched around the edges.


Teams must compete against each other to fill their empty container by scooping water from the filled container, racing to opposite container with as much water as possible in the holey cup.

It is a lot of fun so laughter and dampness will happen! Provide a few towels to dry off and a few small rewards for everyone at the end of the game. Play as many times as time allows.

Check out catalogs, online web sites and local shops for crafts. Have fun watching www.youtube.com videos of "Minute To Win It" games that everyone loves. Fill the time with laughter and keepsakes.



WEEK #3: MIRACLE MOMENT BIBLE SHOP GONE FISHING



POWER SCRIPTURE

"Follow Me and I will make you fishers of men."

~ Matthew 4:19

WELCOME!

I have decided to follow Jesus. No turning back!

From Luke 5:1-11: It's time to go fishing! Well, maybe not for real but let's think about fishing. Have any of you gone fishing? (*Responses*) If you have, you know how hard it is to catch a fish. If you have not fished, you may think you do not have the patience to sit in one place all day waiting for a hungry fish to bite on your line.

Several of Jesus' disciples were professional fishermen. They were good at it. They fished every day and sold their fish in the market. When they followed Jesus, they put their fishing nets away. That doesn't mean they forgot how to fish.

One night they went fishing. It was a long night and they didn't catch one fish. They were so weary they wanted to give up and go home to sleep. Let's meet someone who watched what happened next. You might be surprised at the end of this miracle story.

"I Was There":

Beach Kid

Tips: This fictional Bible character can be performed by a young man or a young woman. Dress in a simple Holy Land garment. Carry a fishing pole or net.

Read the script-memorization not necessary.

You won't believe what I just saw! I really mean it...you WON'T believe it! Oh, wait, let me introduce myself. My name is Joseph (change name if girl is the beach kid). I live in Galilee near the lake. Every morning I run to the beach and buy a fish or two for my family's breakfast. Usually the fishermen are just returning from a night of fishing and their boats are full of wiggly fish. If I am very lucky, they throw a couple little ones at me and I save my coins for something else to eat.

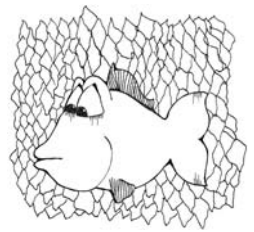


Lately there has been a lot of action on the beach. There is this guy, Jesus, who talks to big crowds. They like to listen to him talk. Everybody shows up at the same time. He says amazing things like love your neighbor, and you have to become poor to be rich. I never understand it but it sounds good.

Today there were so many people crowding around him, listening to the word of God, that he had to get into one of the boats that Simon owns. He put out a little from the shore and sat in the boat to teach the crowd. It was really cool!

I couldn't stop listening even though the beach sand was hot on my feet. He finished talking and said, "Simon, put out into deep water and let down the nets for a catch." I guess he was in the mood to go fishing. Simon was tired. He said, "Master, we worked hard all night and didn't catch anything. But if you say so, just because it's you, I will let down the nets."

I watched from the beach and it was the most wonderful thing...I think it was a miracle. After catching NOTHING, they let down the nets and caught so many fish that their nets started to break! They called their partners over so the other boat could help catch the fish. They came back to shore with boats so full that they began to sink.



I was jumping up and down on the beach. It really was a miracle. Even the grown ups thought so. Simon Peter fell down at Jesus' knees and said, "Go away from me, Lord; I am a sinful man!" He and all his friends were amazed at the catch of fish they had taken.

I was afraid of what was happening and started to run away. Before I left, I heard Jesus say to Simon, "I showed you this so you will know you won't be fishing for fish anymore. From now on you will be fishing for people."

What did he mean? Fishing for People? All I know is that Jesus says he is God's Son. Jesus says He is the Messiah Savior we have been waiting for. I saw the miracle of the fish and I believe him!

Power Encounter For Today

Our Beach kid didn't understand what Jesus meant when He told Simon, "Follow Me and I will make you fishers of men." Do you have any idea what Jesus meant? (Let students respond.)



Let's think about it. Jesus never did a miracle unless there was something important to learn about God so there must be something we need to know.

1. COME: Jesus knew the fishermen were tired and discouraged. He proved to them that he was truly their Savior, sent from God. They obeyed. They were rewarded with lots of fish. It was a miracle!

2. CARE: Jesus showed Simon that many people needed to be loved and cared for, not just one or two. Everyone in the world needs to know about Jesus and how to become a Christian.

3. CONTACT: "3-2-1 Contact." We hear it when astronauts are going to blast off. They make contact with all the power in their ship to make their trip. We need contact with the Lord, so we pray. We need contact (be with them) with people to tell them about Jesus.

4. CAREFUL: Don't scare the fish. Fishermen don't shout. They are very peaceful and quiet. It never works to sneak up on a person and shout, "Ya wanna talk about God?" Be kind and quiet in all your ways to win people to Jesus. It makes a world of difference to them.

5. CHAT: Some Christians are so afraid to talk about Jesus that they never say one word. There is a time that is just right to say to a friend, "It's time to chat about Jesus."

6. CATCH: Be ready to talk about Jesus when you see a person is hurting or ready to talk about their faith. Know what to say!

7. CONTINUE: Have you noticed how long fishermen will stand in a stream or float in a boat to catch fish? Some get up early and fish long into the night. Christians do not give up on telling people they love about Jesus. Continue to wait for them to accept Jesus as their Savior.

Close In Prayer.

Week #3:

FEEDING THE CROWD

POWER SCRIPTURE

"Follow Me and I will make you fishers of men."

~ Matthew 4:19

Fish Snack

This is the perfect week to serve breaded fish sticks to the groups. Bake frozen fish sticks in the church oven. Offer a variety of condiments.

Add generous amounts of goldfish crackers. If using the multicolored fish crackers, use the opportunity to explain how God loves people of all colors who come from every nation in the world. The miracle message is the same all over the world.




Power Scripture Activity

Print individual words of the verse on separate fish. Enlarge the fun fish graphics included on these lesson pages or make your own fish. Hand one fish to each student. Let them "swim" to each other from the corners of the room and put the words in the correct order.

**"Follow Me
and I will
make you
fishers of men."**

~ Matthew 4:19



Week #3:

SURPRISE POWER

POWER SCRIPTURE

"Follow Me and I will make you fishers of men."

~ Matthew 4:19

Craft/Game Activity

Choose a craft project or game activity from the suggestion list or create your own fun activity. Vary the activities from week to week. Keep it a surprise!

Fish Games

*Play a variety of games based on a fish theme.
Here are a few suggestions to get you started.*



Fish Relay: Change the rules to meet your needs. Supplies: Two to four fish shapes (one for each team), 12" long made from cardboard. Cut a hole in the top of each fish to fit twine. Cut four lengths of twine. Attach one end of the twine to a table leg at the finish line. Students place their fish on the twine at the starting line. They must wiggle the fish along the line all the way to the finish line. They must not move from their spot. All movement of the fish must take place by using the twine.

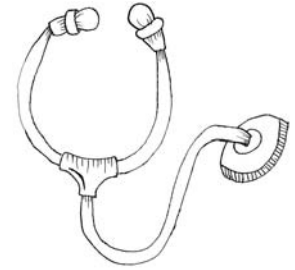
Find The Fish: (Youngest groups) Seat the group in a circle. One person is given a fish. He/she slowly walks around the outside of the circle and places the fish behind another student who picks it up, chases and tags the first student before he/she sits in the empty spot in the circle. (Duck, Duck, Goose)

Fish in A Tank: For a 'tank' by having two or three players hold hands to form a little circle. One person stand in the center of each circle as the 'fish'. There are extra 'fish' looking for a 'tank'. At a signal, all fish change tanks. The extra fish try to find any empty tank to swim into. The fish left outside the tanks are "It" and try again. Very once in awhile, change fish so the tanks have a chance to be fish and the fish become tanks.

Week #4: MIRACLE MOMENT BIBLE SHOP
SCRUB-A-DUB

POWER SCRIPTURE

*"If we confess our sin,
He is faithful and just to forgive our sin
and cleanse us from all unrighteousness."
~ 1 John 1:19*



Welcome!

Victory in Jesus!

From Matthew 8:1-4: Let's read about a miracle Jesus did after He spoke to a huge crowd on the mountain. The crowd loved Him. They cheered for Him. They were big fans of all He had to say. (Read the story.)

And then....Jesus was met along the path down the mountain by a very sick man....and the rest is a miracle medical history.

Let's Talk: Can you think of one time in your life when you were sick? In fact, tell us about a time when you were the sickest you can ever remember. (Let students share and discuss illnesses they can remember.)

One of the worst diseases ever known to mankind has a weird name...leprosy. People who got the sickness were known as lepers. It isn't fun to think about. For the person who got leprosy it meant a lifetime of living alone in caves. It was 'catching' so their families could not be with them. Lepers' skin turned white and ugly and fell off. They lost noses, ears, fingers toes and more. I wish I could make it seem not so bad but it was awful. Lepers died of the disease. There was no medicine to help.

But...along came Jesus and you won't believe what happens next.



“I Was There”:

The Happy Leper

Tips: This Happy Leper Bible character can be performed by a man or a woman of any age. Dress in a simple Holy Land garment. Read the script—memorization not necessary.

You won't believe what happened when Jesus showed up on my mountain. I had been living in a nearby cave for a long time. My dear family was kind. They brought food to the end of the path and left it for me. From far away they shouted, "We love you! We miss you! We added your favorite cookies!" Oh, I hated having leprosy. It hurt. I was sad all the time.

Then, came Jesus! Can you see me smile? I am one happy leper! I couldn't go to the top of the mountain because too many people could catch leprosy. I stayed at the bottom of the mountain. I had a plan! I mean, I had the best plan in the world. If it worked, I could go home. If it didn't, I would go back to my cave.

There he was, Jesus! The crowd was cheering. He was smiling. Everyone was in a great mood. Perfect! Now was my chance. I popped out from behind a rock and got down on my knees. I was so nervous I was crying. I heard Jesus was healing people all over the area. I believed He could help me too. But....would He?

I said, and I remember it word for word, "Master, if you want to, you can heal my body." It seemed like forever until He spoke. My whole life was in the balance. What would Jesus say? What would Jesus do? Was I worth a miracle in front of so many cheering people?

My eyes were closed tight but I felt Him touch me. It was like getting scrubbed clean, like a bath, like a shower, like a total 'scrub-a-dub' getting rid of all the bad things in my life. He said, "I want to. Be clean."

Jesus wanted to help me! He said it out loud. Jesus scrubbed me clean of that awful disease. I felt it go away. Then He spoke again. He said, "Don't talk about this all over town. Just quietly present your healed body to the priest and thank God out loud while you are there. Your clean, grateful life, not your words, will show this miracle that I have done for you."

I said, "Sure! Great! I can do that!" And off I went to prove I was healed. I was a bit over excited and I'm afraid I said more than I should. I couldn't help it. I told everyone Jesus had performed a miracle and healed me. I told everyone I met. Oops. Not good.

Jesus was mobbed by people who wanted Him to heal them too. He could barely walk down the street. He had a horrible time, but me? I got to go home and eat my family's delicious cookies! It was great!

Power Encounter For Today

Supplies: 4 Zip lock sandwich bags, 4 black paper hearts, 4 slips of paper with theme sentences, container filled with very soapy water. Bath towel to dry hands.

Place one black heart and one paper theme inside each bag. Place the sealed bags under the water. Choose students to pull one bag out at a time as you talk about the theme. They are interchangeable so it will not matter what order.

Leprosy and Sin start slowly and get worse. When people get leprosy, it begins with a small white patch of skin. It doesn't hurt and it doesn't look bad. It gets worse! Sin starts small too. People think sin is harmless and even fun. They don't even call it sin. It won't hurt if I am mad at my friend. That anger turns into treating others without love and kindness. Sometimes it gets so bad, a person could kill someone.

Leprosy and Sin do not hurt for awhile. Leprosy makes the nerves (that warn us of danger through pain) inside the body, die. People do not feel their fingers or toes. They burn themselves and never know it. They can freeze and it will never hurt. Sin makes us numb to the good things of life. We begin by stealing gum at the store and don't get caught. It doesn't hurt so we sin bigger. And bigger. Soon we do bad things and don't feel guilty at all. Until...we get caught!

Leprosy and Sin separate us from other people. Lepers had to wear special clothes and call out, "Unclean, unclean". It was a lonely life for these poor, sick people. Sin separates us from others. People avoid other who do bad things. It is not a happy way to live.

Leprosy and Sin can happen to anyone. Leprosy is still in the world. Today, there is a great medicine to help. Sin is still in the world. Jesus is always the great medicine to help!

Look at all the sin in these soapy bags. They were hidden by the clean, soapy water but they are there just the same. Remember to ask Jesus to forgive your sin and make you clean, inside and out!

Close In Prayer.

Week #4:

FEED THE CROWD

POWER SCRIPTURE

*"If we confess our sin,
He is faithful and just to forgive our sin
and cleanse us from all unrighteousness."*

~ 1 John 1:19

Cookie Snack

Because the Happy Leper reminded us of how good the cookies were at home, this is a great week to serve big, smiley face sugar cookies. Serve with ice cold milk.



Power Scripture Activity

Memorize today's verse. Choose a game or activity from the suggestion list.

The verse can be hand printed under paper plates used to serve the cookies. As the students eat, ask them to turn their plates upside down. Put the words together on the table to form the verse!

**"If we confess our sin,
He is faithful and just to forgive our sin
and cleanse us from all unrighteousness."**

1 John 1:9

**"He is faithful and just to forgive our sin."
1John 1:9**

Week #4:

SURPRISE POWER

POWER SCRIPTURE

*"If we confess our sin,
He is faithful and just to forgive our sin
and cleanse us from all unrighteousness."*

~ 1 John 1:19

Clean Craft/Game Activity

Choose a craft project or game activity from the suggestion list or create your own fun activity. Vary the activities from week to week. Keep it a surprise.

Bubble Stationary

Supplies: Paper, bowls of water, straws, food coloring, dishwashing liquid. Cover table with newspaper.



Mix one food coloring, water and dish liquid in a bowl. Blow bubbles in the bowl with a straw. Place Paper on top of the bubble and let them burst. Dry the paper.

For two or more colors, lay the paper over each bowl to get additional coloring.

See www.happyhooligans.ca For the recipe and instructions for Homemade bookmarks-tie dy technique with sharpies....it is so easy and so neat when completed.

Week #5:

MIRACLE MOMENT BIBLE SHOP

RAISE THE ROOF



POWER SCRIPTURE

*"You are the God who performs miracles;
You display your power among the peoples."
~ Psalm 77:14 niv*

Welcome!

Keep calm, Jesus has got this!

From Luke 5:17-26: (Read the verses aloud—older group volunteers can take turns reading.) What a story! What a miracle! What a great group of friends! Jesus was not upset by the important people in the house. He just looked at the paralyzed man and took care of his needs—all his needs. He forgave the man's sin and he healed his body.

"I Was There": Holy Land Housewife

Tips: This Holy Land Housewife Bible character can be performed by a woman of any age. Dress in a simple Holy Land garment. Read the script—memorization not necessary.



I cannot believe what happened at my house today. People everywhere, eating me out of house and home. Not that I'm unhappy. It was so exciting! Jesus came. All our religious leaders were there. Talk, talk, talk. They talked about God and they ate...and ate...and ate.

Hours went by. Nobody wanted to go home. In fact, the crowds got bigger. Our windows were filled with faces of our neighbors trying to get in the house to meet Jesus and to meet our leaders. It was hot and it was crowded!

Suddenly, I felt dust falling in my face. I felt terrible! I cleaned that house perfectly. How could dust be anywhere? I looked up. My roof! Someone was cutting a hole in my roof! "Stop it," I yelled. "Don't you dare do that."

Did they stop? No! Before I could make my way through the crowd to get outside, there was a huge hole with four men's faces staring at us. All the leaders and Jesus looked up.

The men shouted, "Look out below!" With heavy ropes they lowered a stretcher through the hole. A sick man was lying there, not moving. He never moved a muscle. He just looked at Jesus with the biggest eyes that seemed to beg, "Help me." The men on the roof watched. "Well, there he is, our buddy. We want him well. If anyone can heal him, it is you."

Jesus was touched with pity. Right away He understood that the men were looking for a way to get into the house and set him in front of Jesus. When they couldn't find a way in because of the crowd, they removed part of the roof and let him down. Pretty clever!

Jesus was impressed. He said, "Friend, I forgive your sins." Now that was a dangerous thing to say. The religion scholars whispered, "Who does he think he is? That's rotten talk. Only God can forgive sins!"

Jesus knew what they were thinking. I saw Him listening. He said, "Why all this gossipy whispering? Do you think it's easier to say, "Your sins are forgiven" or "Get up and walk"? He raised Himself up and said, "Just so it's very clear that I am the Son of God and have the authority to do either or both...." "Get up. Take your bedroll and go home."

The crowd was absolutely quiet. Honestly, at that moment, I was more interested in the hole in my roof. At that very moment, the man did it—got up, took his blanket and left to go home, giving glory to God all the way. I could hear his friends on the roof, shouting, clapping and cheering! I hope they stay long enough to fix that hole!

Everyone in the house rubbed their eyes, amazed—and then they gave glory to God. Awestruck, they said, "We've never seen anything like that".

I know what it was. It was a real miracle. Only God can do that. Jesus healed that man and the leaders could not argue with God.

Power Encounter For Today

Tips: Enlarge the housewife graphic, add color and have her 'hold' the theme phrases. Attach all phrases to the wall.

FAITHFUL FRIENDS: The sick man had great friends! We need friends too. Friends are there in good times and bad. What a miracle!

FAITHFUL GOD: The sick man and his friends had faith that Jesus could make him well. God was faithful. What a miracle!

FAITHFUL FORGIVENESS: The sick man walked away but he got something even better! Jesus forgave his sins. Jesus gave him a future on earth and a future in Heaven. What a miracle!

FAITHFUL ACTION: The sick man could have believed Jesus healed him but until he stood up, he did not know for sure. He stood up! What a miracle!

Let's think about it. Four friends, a sick man, a crowd, a hole in the roof, critical religious leaders and Jesus. Only God can perform a miracle. Everyone had a part in this miracle, even the housewife who opened her home to everyone. God can use anyone to show His glory. And that is very good news. In fact, it's a miracle!!!

Close In Prayer

PREVIEW PROGRAM ONLY
NOT FOR USE
PLEASE PURCHASE



Week #5:

FEEDING THE CROWD

POWER SCRIPTURE

*"You are the God who performs miracles;
You display your power among the peoples."*

~ Psalm 77:14 niv

Snack

Just like the Holy Land Housewife, what would you feed a crowd if they showed up at your house. Talk to the groups about easy choices and serve foods that a crowd would enjoy.

Place all the foods on a large platter in the middle of the table. Let students choose their favorites. Provide small paper plates and a cold beverage. Feel free to make your own choices but here are a few examples to get your creative minds started.

Celery sticks, carrot sticks, cherry tomatoes, several types of crackers, bread and jam cut into strips, popcorn, potato chips, doughnut 'holes' ...and more!



PREVIEW PROGRAM ONLY
NOT FOR USE
PLEASE PURCHASE

Power Scripture Activity

Memorize today's verse. Choose a game or activity from the suggestion list.

J
E
JESUS
U
S

**"You are the God who performs miracles;
You display your power among the peoples."
~ Psalm 77:14 NIV**

P
O
POWER
E
R

**"You are the God who performs miracles."
~Psalm 77:14 NIV**


Week #5:

SURPRISE POWER

POWER SCRIPTURE

*"You are the God who performs miracles;
You display your power among the peoples."*

~ Psalm 77:14 niv



Walking Craft/Game Activity

Choose a craft project or game activity from the suggestion list or create your own fun activity. Vary the activities from week to week. Keep it a surprise.

Walking Relays: Because the miracle healed a man so he could walk, let's practice walking in fun ways!

PREVIEW PROGRAM ONLY
NOT FOR USE
CREATE PURCHASE

Shoe Relay

Jumble all players shoes in one large pile at one end of the room. Establish the route to get to the shoes. Run around chairs, crawl under tables. Students find their shoes, put them on properly and return through the race maze. First student back at the starting line wins!

Sock Toss

Roll up clean socks into pairs. Team students into pairs. Students toss the socks to each other, stepping back one step each toss. This is like an egg toss or water balloon toss.

Ease On Down The Road

Form a conga line with hands on the waist of per person in front of them. Play music and lead the students around the room. Kick and walking in time to the music.

Week #6: MIRACLE MOMENT BIBLE SHOP
WALKIN' ON WATER

POWER SCRIPTURE

"Let us keep looking to Jesus.

He is the author of faith.

He also makes it perfect."

~ Hebrews 12:2

Welcome!

When you feel you're 'drowning' in life's situations, don't worry. Your lifeguard walks on water!

From Matthew 14:22-33: Have you ever wondered what it would be like to walk on water? When we swim, we are under water but we are too heavy to walk on water. The closest we come is floating while wearing a life jacket or riding in a boat.

Just to get us in the mood for a water story, here is a touch of what a storm feels like when it begins. ***Spray students with water in a hand held spray bottle. Take time to squirt and laugh!***

Keep your eyes on Jesus! That is great advice for anyone but it was especially good advice for Peter one dark and stormy night. Let's think about what it means to 'keep your eyes on Jesus'.

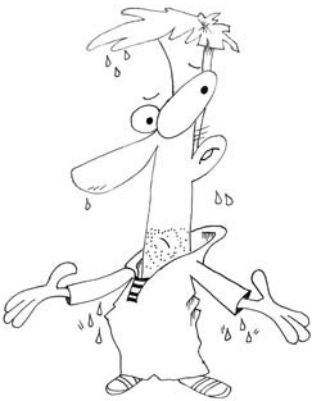
"I Was There":

One Disciple

Tips: This Holy Land Disciple Bible character can be performed by a man of any age. Dress in a simple Holy Land garment. Read the script-memorization not necessary.

It was an awful night. I was in the boat. The only people there were twelve 'scared witless' men and Jesus. If I don't tell you about this miracle, you will never know what happened.

Honestly, I thought I saw a ghost. Oh, I know, ghosts aren't real but for that moment, I was sure I saw a ghost! There he was, in the middle of the biggest storm I have ever experienced. We were in the boat. The boat was rocking back and forth. He was NOT in the boat.



It was Jesus! Walking on top of the water. The wind was blowing. The waves were huge. Yet, there He was, walking toward us on the water. You have to take my word for it because it never happened before and it has never happened since. We were screaming in fear. Then we heard a voice. It was Jesus saying, "Be brave! It is I. Don't be afraid." Right away we calmed down. The storm still raged around us but there was something about His voice that gave us peace.

Good old Peter, always the talker, shouted, "Lord, is it You? If it is, tell me to come to come to you on the water." I could hear Jesus say, "Come." So good old Peter got out of the boat. He stepped right out on the waves and walked to Jesus ON TOP of the water!

Not me! I wasn't about to ask Jesus to walk on any water! Did I mention the wind? It was crazy wild out there. Did I mention the boat was falling apart? Did I mention the waves were overtaking us? Did I mention I was terrified?

Peter had faith to step out of the boat, in the dark, as the wind whipped up the waves. At first, Peter's eyes were fixed on Jesus. He didn't worry because he was sure Jesus wouldn't let him sink. Then Peter took his eyes off Jesus. Why? I don't know. Maybe he wanted to take in the view.

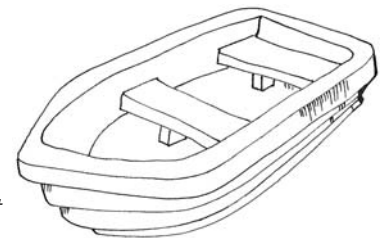
I saw his feet sink in the water. He was flopping around shouting, "Lord, save me!" Right away Jesus reached out his hand and caught him. He said, "Your faith is so small! Why did you doubt Me?"

I had been holding my breath. I was happy when both of them climbed into the boat. Something awesome happened after Peter and Jesus got into the boat. The wind died down. It was beautiful and calm. I know it was a miracle. If you don't believe me, just try walking on water. All of us said, "Truly you are the Son of God." He didn't say it but he could have said, "Told you so!"

Power Encounter For Today

Mark out an area designated as 'the boat'.
Crowd the group into the small area.

*Hand print separate theme phrases on poster board.
Hand one theme phrase to students in the boat area.
Ask them to step out one at a time as you talk about them. The order doesn't matter. Each person with a theme phrase, stands against the wall with their phrase.*



JESUS CHANGED NATURE! Jesus is the only one who could walk on water. It was a miracle when he changed nature to fit his needs. His purpose? To teach Peter to have more faith.

JESUS WAS THE BOSS! The disciples were afraid but Jesus said, "Don't be afraid." He was sure they would be safe. He said, "Trust me."

JESUS SAID 'COME!' Jesus gave Peter permission to be part of the miracle. For a brief, shining moment, Peter walked on water. He depended on Jesus for everything.

JESUS SAVED PETER! Jesus reached down and lifted Peter up and into the boat. Jesus does that for us too.

JESUS SAVED THE DISCIPLES! The disciples were so afraid and tired. Jesus stepped into the boat and the storm stopped. They knew he was the Son of God.

PREVIEW PROGRAM ONLY
Close In Prayer
NOT FOR USE
PLEASE PURCHASE

Week #6:

FEEDING THE CROWD

POWER SCRIPTURE

"Let us keep looking to Jesus.

He is the author of faith.

He also makes it perfect."

~ Hebrews 12:2

Boat Basket Snack

I don't know about you, but if I was stuck on a boat in the middle of the lake, I'd like a little lunch to fill me up until I got home. Let's have a boat basket snack. Find your favorite food on the table and have a great snack.

Prepare sandwiches (cut in half), popcorn, jello cubes, cheese sticks or other easy to hold food wrapped in plastic sandwich bags. Place the foods in picnic baskets in the middle of the table. Let students choose one item or all items. Since this miracle week is all about the water, served icy cold water with ice cubes!



Power Scripture Activity

Memorize today's verse. Choose a game or activity from the suggestion list.

"Let us keep looking to Jesus.

He is the author of faith.

He also makes it perfect."

~ Hebrews 12:2

"Let us keep looking to Jesus."

~ Hebrews 12:2

Week #6:

SURPRISE POWER

POWER SCRIPTURE

"Let us keep looking to Jesus.

He is the author of faith.

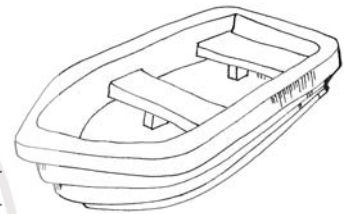
He also makes it perfect."

~ Hebrews 12:2

Water Craft/Game Activity

Choose a craft project or game activity from the suggestion list or create your own fun activity. Vary the activities from week to week. Keep it a surprise.

If choosing games that include water, try to find an outdoor space so it won't matter if water leaks on the ground or dampens the group.



Water Balloon Toss: Line up pairs of students across from each other. Toss water balloons as students step back one step each toss. Winning pair is the longest toss.

Big Spoon Race: Students carry a spoonful of water to a jar at the end of the race course. Container with the most water wins the race.

Water Color Craft: Soak any kind of art paper in water. Students drip water colors onto the wet paper. The color will spread into creative blobs of modern art. Use several colors for each modern art picture.

Week #7: MIRACLE MOMENT BIBLE SHOP
THE DOCTOR IS 'IN'!

POWER SCRIPTURE

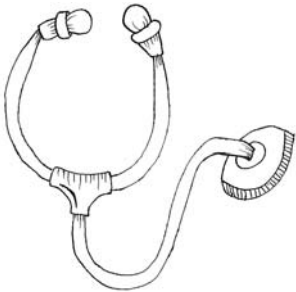
*"Your faith has made you well;
Go in peace."
~ Luke 8:48*

Welcome!

"Good morning, This is God.

I will be handling all your problems today.

I will not need your help so relax and have a great day!"



Dr. Jesus! Without a medical degree, Jesus was the best healer the world has ever known. Jesus healed people because He loved them and every single healing was a miracle!

Jesus wanted people to believe He was the Son of God sent by Go as our Messiah-Savior. It took a lot of creativity to convince people that Jesus' message was true. People today still need to be convinced of God's truth Jesus told so long ago.

Today we meet a woman who had faith in Dr. Jesus even though she did not know it.

"I Was There": Woman of Uncommon Faith

Tips: This Holy Land character can be performed by a woman. Dress in a simple Holy Land garment.

Read the script-memorization not necessary.

Mark 6:25-34: It's magic! I tell you, this is a magician who can work miracles. I don't know what his trick is but I have to get his attention. I have been sick twelve years...twelve years! You cannot imagine how I suffer. I have had enough. No one can help me but may this magician can work a trick on me for a little while.



He is coming through the crowd. I can't reach him. It is so noisy he will never hear me call his name. "Jesus! Jesus! Over here! I need help!" Oh, no way. It is no use. Unless...maybe if I crawl on my knees through the people I will be able to touch the hem of his clothing. I believe I will be healed if I do that.

(Stop talking. Turn in a circle as if time has passed. Speak with a calmer tone.)

I did it. I touch the hem of Jesus' robe. I risked everything for that one touch. I was wrong. He's not a magician. Jesus is a miracle worker! He is truly the Son of God, just as He says.

I got close and touched him. He knew right away that healing power had left Him. He said, "Who touched me?" I was terrified. What if I was arrested? Of course, it could have been anyone. Everybody touched Him. He was jostled and grabbed by dozens of people. Peter told him that but He kept looking for one person...me.

I was caught. I confessed. I told Jesus I believed I would be healed if I could just touch His clothing. I wouldn't have to bother Him. Just touch and go...healed!

As I spoke I felt good. I felt whole and healed. I was afraid but inside I was smiling. Jesus wanted to be sure I understood my healing had nothing to do with magic. He said, "Your FAITH has made you whole; Go in peace healed of your disease."

I ran home. I am healed. Look how strong and healthy I am! I know Jesus is truly the Messiah...our Savior. I believe. I AM a miracle!

Power Encounter For Today

Supplies: Theme phrases hand printed on separate post it notes. As each word is discussed, touch the student and stick it to their shirt.

TOUCH: Lots of people were touching Jesus. Only one woman really 'touched' Him. He knew what her touch meant. That is the miracle. Jesus does what we cannot do. God loves each one of us as if there were only one of us to love. (St. Augustine)

TELL: The sick woman wanted her touch to be a secret. No big deal. If she was quiet about it, she could go home thinking it was magic. Jesus forced her to TELL everyone what really happened. It was her faith that made the miracle difference.

TRUTH: The woman only had faith in the robe. Jesus was the true miracle! The woman would never be the same. Her family would retell the miracle that 'great grandma' had with Jesus, the Savior of the world. We can be changed to when we have faith in Jesus. Pray and trust in the Lord for true answers to your deepest problems.

Conclusion

Touch brings healing in other ways. Let's try a few special touches and see if we feel better when we leave.

RUB BACKS: Stand in a circle. Turn to your right and rub the back of the person in front of you.

SHAKE HANDS: Shake as many hands as possible around the room.

SQUEEZE HANDS: Stand in a circle, hold hands, begin a squeeze that travels around the circle and comes back to the person who started it.

HUG: Hug as many people in the room as possible.

CINNAMON BUN HUG: Hold hands with everyone in the room. The person at one end begins to twirl around. The group follows and becomes tightly swirled, still holding hands. Hug!

Close In Prayer.

Week #7:

FEEDING THE CROWD

POWER SCRIPTURE

*"Your faith has made you well;
Go in peace."
~ Luke 8:48*



Healthy Snack

Choose your favorite healthy snacks. Explain that fun snacks like chocolate and potato chips and cookies and hamburgers are fun but not necessarily what we should eat all the time. Today, we are going to enjoy some amazing healthy snacks that keep our bodies well. After all, who wants to get sick.

Power Scripture Activity

Memorize today's verse. Choose a game or activity from the suggestion list. A fun way to learn the verse is to hand print the words on 3 x 5 cards and slide into apple slices placed on a plate in the middle of the table.

PREVIEW PROGRAM ONLY
NOT FOR USE
PLEASE PURCHASE


Your
faith
has
made
you
well..
Go
in
peace.
~Luke 8:48

Week #7:

SURPRISE POWER

POWER SCRIPTURE

*"Your faith has made you well;
Go in peace."
~ Luke 8:48*



Choose a craft or game activity from the suggestion list or create your own fun activity. Vary the activities from week to week. Keep it a surprise.

Power Tag

Today's guest has been a woman Jesus healed because of her faith. He knew she had drawn power from Him just because she touched His robe. Let's play Power Tag. Never forget how much power happened from one quick touch.

One person is 'It'. That will change so everyone gets a chance to try it. The rules will change so listen for it. Only by obeying the new rules will you be safe.

Here are the variations of the rules to insert at any given moment. Blow whistle or call out-Stop-change the rules-blow whistle or call Go to continue.

SQUAT TAG: To be safe, squat to the floor.

SOLE TAG: Touch your shoes or someone else's shoes.

BACK TO BACK TAG: Stand back to back with on other person.

ANKLE TAG: Touch your own ankle.

REGULAR TAG: Tag and collect others who build 'It's' team. Once tagged, you are on 'It's' team. Continue until all students have been tagged.

Week #8: MIRACLE MOMENT BIBLE SHOP

Yum!

POWER SCRIPTURE

*"Jesus said, 'I am the bread of life.
Whoever comes to me will never go hungry
and whoever believes in me will never be thirsty.'"*
~ John 6:35

Welcome!

The Gift of Sharing.

From John 6: "Let's eat!" That's the best news of the day when we get home from school. We're tired and hungry. A cheese stick and apple and a cookie dipped in cold milk sounds wonderful! (What is your favorite snack?)


Jesus performed a 'humdinger' of a miracle involving a big snack. He loved people and spent time with them. One day 5000 people, even more, heard that Jesus was hanging around the lake. Sure enough, He was there and taught them about the kingdom of God, healed their sick and made them feel powerful in God's name. You could say Jesus made quite an impression.

But...the day grew longer than expected. The kids began crying that they were hungry. Even the grown ups were hungry. No one thought they would be so far from home for so long. They didn't take food with them.

Jesus said, "Feed them!" His disciples knew they didn't have food or money or a restaurant to send them. It must have sounded silly to them. Even if they could afford it, the people would only get a tiny taste of food.

Jesus said, "Well, let's start with what we have. What exactly DO we have?" The disciples said, "All we came up with is a little lunch that a boy's mother packed for him. Five small loaves of bread and two little fish."

Not much to be sure but the boy was willing to give up his lunch. Jesus grabbed it andthat's when the fun began!



"I Was There":

Crowd Member

Tips: This Holy Land character can be performed by a man or woman. Dress in a simple Holy Land garment. Read the script-memorization not necessary.



I was really hungry. It was hot and dusty. It was late in the day. I thought, "If I just start walking home, I can eat." It was going to be a long walk. Then somebody yelled up the hill to sit down in a group of 50 or 100 people. What did I have to lose? I sat down and people flocked to my little corner. We joked about eating the shrubs under our feet.

I looked at Jesus. He seemed to be praying. He lifted the bread and the fish above His head and broke them in half. Then He broke them in half again. The crowd went 'oo' and 'aah'. It was quite amazing to see that little lunch grow bigger and bigger.

Suddenly one of Jesus' disciples walked by with a basket of bread. It was delicious. Then another guy showed up with fresh fish. We ate and ate. More bread and fish showed up. Best meal I've had in a long time. The last time someone walked by with a basket, I had to say, "No, I'm too full."

Someone told us that young Adam shared his lunch. How big could it have been? There must have been 5000 people on the hillside. Everyone was full. Everyone was smiling. All the children ran around and played.

When the scraps were picked up, twelve baskets remained as left overs. The disciples would each have some good meals for a few days.

The crowd, including me, is so impressed with Jesus that we want to make Him our king. Maybe we don't understand who Jesus really is. He isn't a government kind of person. He's a Kingdom of God kind of guy. It's just that we like the idea of having free food whenever we want it. It is a nice compliment but this is not Jesus' main job. Jesus wants to save us from our sin and prepare us for Heaven.

Well, I have a lot to 'chew on'. I have to go home now. Shalom!

Power Encounter For Today

Tips: Cut out large paper bread loaf shapes. Print separate themes on the bread and attach to wall as the discussion moves along.

IT WAS A MIRACLE: The little boy with the bread and fish lunch had no idea Jesus would use his lunch in such a powerful way. To the boy it was just lunch. His mom made him take it with him in a folded napkin so it wouldn't get in his way when he walked.

Some people today don't believe this miracle happened. They try to explain it away by saying people brought out hidden food and added it to the baskets. Some people say Jesus tricked the people with food He had stacked in the bushes. But...think about it....Those people wanted to declare Jesus their KING! They knew that a miracle of God happened with that tiny bit of food.

ORGANIZE: Jesus was really organized. He asked the crowd to divide into smaller groups of 50-100 people. He created big dinner tables across the hillside. Jesus always does things decently and in order.


What would have happened if Jesus had told 5000 people to come up to Him and grab food from a basket? (Chaos....somebody would get hurt!)

THANK YOU: Jesus lifted up the bread and fish and said, "Thank you, God, for your gift of food." He showed all these hungry people how to be thankful.

What should we do? We should thank God for our blessings.

LEFT OVERS: Jesus provided more food to feed thousands of people than they needed. He gave them everything they needed and the more to save for later.

When we trust Jesus with our problems, we know He will give all we need and even throw in a surprise or two just to make us glad!



Close In Prayer


Week #8:

FEEDING THE CROWD

POWER SCRIPTURE

*"Jesus said, 'I am the bread of life.
Whoever comes to me will never go hungry
and whoever believes in me will never be thirsty.'"*
~ John 6:35

Boy's Lunch Snack



In today's miracle story, we learn that Jesus fed 5000 people with a tiny lunch of bread and fish. He sat them on the ground in smaller groups. The food was loaded into baskets and served until everyone was full. What a great miracle! Let's remember Jesus' miracle with a delicious snack of the very same food those people ate. Enjoy!

FISH STICKS AND BREAD: Serve fish sticks and warm bread in baskets. Bake frozen bread loaves in the church oven. Even if most of the bread is brought from home, the fresh bread smell in the church will remind everyone of this great miracle. It smells wonderful! Bake fish sticks in the oven so it is hot when served.

DIPS: Add dips for the bread and fish. Consider butter and honey for the bread and ketchup and ranch dressing for the fish sticks.

DRINK: Serve a cold beverage to top off the miracle snack!

Power Scripture Verse Activity

Memorize today's verse. Choose a game or activity from the suggestion list.

**"Jesus said, 'I am the bread of life.
Whoever comes to me will never go hungry
and whoever believes in me will never be thirsty.'"**
~ John 6:35

"Jesus said, 'I am the bread of life.'"
~ John 6:35

Week #8:

SURPRISE POWER

POWER SCRIPTURE

*"Jesus said, 'I am the bread of life.
Whoever comes to me will never go hungry
and whoever believes in me will never be thirsty.'"*
~ John 6:35

Craft/Game Activity

Choose a craft project or game activity from the suggestion list or create your own fun activity.


Vary the activities from week to week. Keep it a surprise.

If choosing games that include food, be sure the food is safe for all ages.

THE GREAT CRACKER RACE

Purchase lots of saltine crackers (or other simple, favorite cracker). Divide students into two teams. Each team receives a specific number of crackers for each team member. They must run to the plate, eat their crackers, swallow completely and run back to the starting line for the next person to run. Provide water at the end of the race to cool everyone down.

Notes:



Week #9: MIRACLE MOMENT BIBLE SHOP Calm Down!

POWER SCRIPTURE

*Jesus said, "Do not let your hearts be troubled.
Trust in God, trust also in Me."
~ John 14:1*

WELCOME!

"Meet Your Fears With Faith!" ~Max Lucado

From Mark 4:35-41: A few weeks ago we were amazed by Peter walking on the water to Jesus. The storm was horrible. Everyone was afraid. Today, let's think about another storm that scared the disciples. Their little boat just couldn't take these storms and they knew they were in great danger.

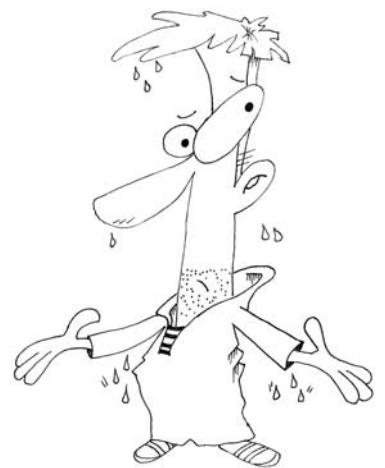
Jesus and His friends often traveled by boat. They walked from town to town. Crossing the lake saved time. The Sea of Galilee is very small. The lake still exists today in a place where winds whip around and cause waves as high as our room. It was very scary to be in a small boat during these kinds of storms. The disciples who were professional fishermen were used to storms so it must have been a doozy to scare everyone!

"I Was There": Soaking Wet Disciple

Tips: This disciple is a male of any age. The one requirement is that he be willing to be soaking wet. Wet hair and clothing. Have fun being the disciple that escaped the storm!

I cannot believe I am alive! The lightning! The thunder! The waves!!! It was terrible. I was in the front of the boat and the wind blew so hard that water filled the boat. We couldn't bail fast enough and the boat sank lower in the water.

The wind was blowing side to side and the boat was leaning way over in one direction. It would swing around and lean the other direction. At any moment we could have been thrown out of our seats. It was awful!



My ears hurt from the roar of the wind and the waves. It was so loud we couldn't shout to each other. We tried. Oh, we tried. We were screaming but it was useless. We prepared to die. It was horrible.

And can you believe this? While we were trying to save the boat and our lives, Jesus was sound asleep in the back of the boat. He didn't wake up! He was comfortable with a cushion under His head. He had preached to lots of people so He was exhausted but even so...Jesus should have helped us! He should have been awake and scared too!

We tried everything we could think of to save the boat and Jesus. It was impossible. We were very afraid. Finally we woke Him up. We had to do it even if to say, "Prepare to die." Or, "Grab an oar and help us." Or, "Don't you even care that we are all about to drown?" He woke up.

Jesus did not wait a moment. He said, "Quiet down!" It was strange that He was not speaking to us. He spoke directly to the....STORM! And do you know what happened? It stopped. In a flash, the water was calm and quiet like nothing had ever happened.

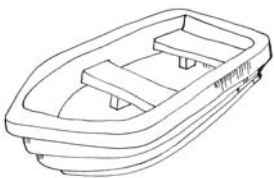
Jesus said to us, "Why were you so afraid? Don't you have confidence in Me even now?" Well, we should have know He would do something. I myself saw Him heal many people, raise the dead and feed thousands. I guess I should have known there was nothing to fear if I just trusted in Him.

We were all amazed. We said it had to be a miracle from God. We asked each other, "Who is this man that even the winds and seas obey Him?" Well, I better go dry off. There is another adventure waiting down the road for me. Jesus just never stops.

Power Encounter For Today

The disciples could not help themselves. They had to believe Jesus was God's Son because the was so many powerful miracles. Jesus showed them that great fear did not have to overtake them. After all, they had Jesus in the boat with them. What reason was there to fear?

We have Jesus in our boat too! If our boat is our life and we have asked Jesus to be our Savior, what are we worried about? Stop being afraid and trust Jesus.



Close In Prayer

Week #9:

FEEDING THE CROWD

POWER SCRIPTURE

*Jesus said, "Do not let your hearts be troubled.
Trust in God, trust also in Me."
~ John 14:1*

'Trust Me' Snack

Choose a fun snack from the suggestion list the entire group will enjoy. Add a few interesting foods that children do not usually like to eat. Tell them to overcome their fear and give those foods a taste. It will be a "No Thank You" helping. Give everyone spoons so they can take ONE taste around the table.

Sample Foods: Broccoli, green pepper, egg salad, coconut flakes, applesauce, coffee, ...check your cupboard to find salty, bitter or sweet foods to try.



PREVIEW PROGRAM ONLY
NOT FOR USE
PLEASE PURCHASE

Power Scripture Activity

Memorize today's verse. Choose a game or activity from the suggestion list.

Jesus said,
"Do not let your hearts
be troubled.
Trust in God,
trust also in Me."
~ John 14:1

Week #9:

SURPRISE POWER

POWER SCRIPTURE

*Jesus said, "Do not let your hearts be troubled.
Trust in God, trust also in Me."
~ John 14:1*

Craft/Game Activity

Choose a craft project or game activity from the suggestion list or create your own fun activity. Vary the activities from week to week. Keep it a surprise. Set up game stations around the room. Divide the group into as many teams as there are games. Rotate from station to station.

Today we think about the day Jesus spoke with miracle power TO A STORM! He said, "Quiet down!" The storm obeyed and the disciples were not fearful anymore. Let's remember we will always be winners when we trust Jesus even when we are afraid.



BOWLING: Set up 10 empty soft drink plastic bottles and knock them over with a tennis ball or nerf ball.

MARBLE ROLL: Set up four or five empty soft drink bottles with space between them. Roll marbles through the bottles without touching. If a marble clicks but goes through, one point. A clean roll, two points.

FUNNEL CATCH: Folding a large funnel, one player stands several feet from the wall at a line, bounces a tennis ball on the floor, against the wall and catches it in the funnel on the return bounce. Each player gets three tries. Five points for each catch.

WASTEBASKET BOUNCE: Each player stands several feet from a wastebasket and bounces a tennis ball into the basket.

PING PONG TOSS: Each player tries to fill a muffin pan with ping pong balls tossed from a short distance into the pan.

Week #10: MIRACLE MOMENT BIBLE SHOP

Power Scripture

*"Oh Lord my God,
I cried out to You,
And You healed me."*

~ Psalm 30:2

BORN BLIND

Welcome!

Jesus is moved to compassion by our pain,
but He is moved to action by our faith.

From John 9: Jesus healed a young man who was born blind one Sabbath day. Can you imagine that? What would you miss if you could not see?

(Discuss)

But...Jesus healed him! Suddenly the man could see everything! Birds in the air, the sky, green bushes, houses, rocks, sand, people. There was nothing withheld from him. Can you imagine his joy?

He went home and his neighbors didn't even recognize him. "It looks like him but it can't be him!" The man said, "It's me! It's me! And I can see you!"

I want you to hear the story from the man's next door neighbor. He couldn't believe his own eyes and he has a great story to tell!

"I Was There": The Neighbor

Tips: This Holy Land character is performed by a person of any age. Dress in Holy Land garment.

Read the script-memorization not necessary.

What a commotion! I heard all the noise next door. I tried to ignore it but the shouting and clapping went on and on. I looked out my window and saw a crowd at my neighbor's house. I admit it. I was curious.



I walked across the path and in the middle of the crowd I saw a young man smiling. He was wearing Eli's clothing. Why? I looked closer and someone shouted, "Eli, this is your neighbor. Look!"

He said, "I can see you! It is wonderful and look I can see my own hand." He lifted up his hand and laughed and laughed. It was puzzling. Who was this person? Certainly not Eli. He's the young man who was, sadly, born blind. His parents have been good to him and he begs along the cobblestone street in town. This young man can see!

Evidently he met Jesus, the teacher from Galilee. Jesus healed him and he could see. The other neighbors took him to the temple in Jerusalem where our leaders were gathered. The Pharisees did not believe him. They don't like Jesus anyway and planned to twist poor Eli's story into a lie.

They called his parents to identify him. "Yes, that's our son," they said. "We don't know what happened to him. He can speak for himself. Ask him." They were very afraid of the religious leaders.

So, they asked him. They said, "Don't give credit to this sinner, Jesus. Just praise God." The young man said one of the best things. "I don't know whether he is good or bad, but I know this: I was blind and now I see!" (John 9:25) The Pharisees were so angry they kicked him out of the temple. Kicked him right out! How sad they can't understand how wonderful it is to be blind and now see. They aren't even happy that he can see.

Jesus heard all about it. He showed up a few minutes ago. I heard him ask, "Do you believe in the Messiah?" Eli looked Jesus in the eye and said, "I want to. Who is He?" Jesus said, "You are looking at Him." Our young neighbor worshiped Jesus as his Savior. He received sight twice from Jesus. Once for his physical eyes and once for his spiritual eyes.

Now, if you will excuse me, I am missing the party. I think they are about to serve some great food and sing songs. Shalom.

Power Encounter For Today

A bad man named John Newton wrote a wonderful song we sing in church. "Amazing Grace, how sweet the sound, that saved a wretch like me. I once was lost but now I'm found, was blind but now I see." John was an evil slave trader. He kidnaped people and threw them on slave ships. Many lives were ruined because he made money selling them in America.

One trip, a terrible storm raged and John Newton thought his ship was going to sink. For the first time he saw his sinful self. He did not want to die without knowing Christ. He bowed in prayer and asked Jesus to forgive him and save his soul.

God did! The ship did not sink. John wrote the "Amazing Grace" hymn we sing. He changed his life and never did those bad things again. He had a true Power Encounter. It was a miracle in John Newton's life that has carried down the generations to you and me!

Close In Prayer



DON'T LET ANYONE
AND I MEAN
...**ANYONE**...

SHHHHHH!!!!
YOUR PRAISE.

GOD HAS
BROUGHT YOU
A MIGHTY LONG WAY.

Week #10:

FEEDING THE CROWD

Power Scripture

*"Oh Lord my God,
I cried out to You,
And You healed me."
~ Psalm 30:2*



Celebration Snack

Choose a fun snack from the suggestion list the entire group will enjoy. Consider re creating a party to celebrate the blind man receiving his sight from Jesus.

Serve cupcakes, chips, a simple and colorful fruit punch. Decorate the table with balloons and streamers.

Power Scripture Activity

Memorize today's verse. Choose a game or activity from the suggestion list.

Oh Lord my God,
I cried out to You,
And You healed me.


~ Psalm 30:2

Week #10:

SURPRISE POWER

Power Scripture

*"Oh Lord my God,
I cried out to You,
And You healed me."
~ Psalm 30:2*



Craft/Game Activity

*Choose a craft project or game activity from the suggestion list
or create your own fun activity.*

*Vary the activities from week to week. Keep it a surprise.
If choosing games that include food, be sure the food is safe for all ages.*

Let's remember the miracle Jesus did for a man born blind. While the man was able to find help from his parents and community to beg for a living, it was not the way he wanted to live.

Jesus took pity on him and healed him. The young man and Jesus got into trouble because Jesus healed him on the Jewish day of rest and because the young man gave Jesus credit for his newfound life.

It was a happy day for our young man but a sad day for the leaders who could not imagine God's great miracle power. They were not even happy the man could see!

Being blind is very different from having sight. Let's try a few games without our seeing eyes.

EYES TO SEE: "Pin The Tail on The Donkey". Use a simply drawn outline of a human head. Make paper eyes with tape on the back. Blindfold players, turn three times, place the eye close to the proper spot on the outline!

YOO HOO! Blindfold two players. Each is given a long rolled newspaper. They stand opposite each other with one foot touching the foot of the other. Take turns saying "Yoo Hoo". Move and duck in any direction as long as feet remain touching. Try to tap opponent on the head with the newspaper. Three tries to find a winner.

BLIND MAZE: Set up a maze of obstacles (chairs, pillows, crumpled newspaper, coats, tables, etc. Blindfolded players are given loud verbal directions by the group to find their way through the maze. Move slowly and follow directions. Let every student try. More than one player may be in the maze at the same time. This will confuse the players since several sets of directions will be shouted at the same time. Listening is important.

BLIND TAG: One player is blindfolded. The group runs to any spot in the area until the blindfolded player shouts 'stop'. Group must remain frozen in position. Find students by tagging them. Last person to be tagged is the winner....or loser if they get to be 'It' next!

Notes:

PREVIEW PROGRAM ONLY
NOT FOR USE
PLEASE PURCHASE

Week #11: MIRACLE MOMENT BIBLE SHOP
Fishing For Money ~ "Cha-Ching!"

Power Scripture

"For you were bought with a price.

So glorify God in your body."

~ 1 Corinthians 6:20

Welcome!

From Matthew 17:24-27: Do you remember the Jesus miracle we talked about when Jesus provided so many fish for His friends that the boat was sinking? Fishing was a big deal during those days and most people were very good at it. If they couldn't catch fish, they bought fish in the market.

Jesus and Peter were good friends. They talked about everything under the sun. One day an amazing thing happened and it involved a fish and a coin!

We have a guest who was there and saw it all. Let's give a rousing fisherman's welcome to a real fisherman!


"I Was There":

Fisherman

Tips: This Holy Land character is performed by a man or woman of any age. Dress in Holy Land clothing. Read the script—memorization not necessary.

I saw the most amazing thing the other day. If I don't tell someone, I will burst so 'listen up'! It must have been a miracle. There is no other answer. There's this guy around the area who is a great teacher. I'm not kidding! I heard him speak a few weeks ago and he was terrific.

Let's see. I think he said stuff like, "The kingdom of God is like a treasure hidden in a field." And "Look for the kingdom of God and all these things will be added unto you." And, "Blessed are the poor (that's me) in spirit because they get the kingdom of heaven." Oh yes, Jesus is someone I won't soon forget.



I'm a fisherman. Not a GOOD fisherman, but I try. I am at the lake almost every day. If I catch a fish, I eat. If I don't catch a fish, I go hungry or I buy one at the market.

It can be very hard to catch a fish around here. That's why I was surprised to see Peter standing next to me at the shoreline. He tossed in a fishing line and leaned back to wait. Why Peter? Why here? He's a great fisherman. He owns a boat and has a crew. Peter doesn't need to toss in a line.

You know I had to ask....."Hey Simon! What's up? Surely you have enough fish for today. Taking a little vacation?" I was kidding but he looked so serious. He didn't even laugh at my joke.

He said, "Those religious leaders are always looking for ways to make Jesus look bad. They are so jealous that people love Him. They are afraid they will lose their big shot power and fame. I tell you...they want the praise of men over a close relationship with God. Terrible!"

He threw in his line again and just stood there. I agreed with him, of course, but asked why he was so upset now. Everyone knows the temple leaders hate Jesus. It's common knowledge. Today isn't any different than yesterday and it will be the same tomorrow. Hateful, just hateful.

"They asked me if Jesus planned on paying the temple tax. Of course he is, I said. They wanted to trick me into saying Jesus wasn't a good Jew who helped support the temple. When I got home I told Jesus what happened. He said, 'What do you think, Peter? Who pays the temple tax?' It's the people who use the temple. Not kings, of course, but everyone else."

I could see a tear in Simon Peter's eye. We both know that Jesus is the King of all kings. He doesn't owe a tax. But in order not to offend anyone, he sent Peter on a very strange fishing trip. He told hi to take the first fish that come up. He said there would be money and Peter should pay the tax for both of them. What? No way! He obeyed Jesus and here he was, fishing for...what?

I watched and Peter fished. Suddenly a small fish flipped up and splashed the water. One quick pull and the fish was flopping on the sand in front of us. Peter picked it up and a coin fell out. It was amazing! Why don't I ever find a fish with money in it's mouth?

Only God could have commanded a fish and know where a coin was in the Sea of Galilee that would be the exact amount of the tax owed. God miraculously supplied Peter's needs.

It was a miracle. If I doubted Jesus the Teacher before, I don't now. He is truly God's Son. Only God could make this happen. You have to believe me!

Power Encounter For Today

Questions! Questions! There could be lots of explanations for the coin being in that fish's mouth.

How did it get there? Maybe there was a shipwreck. Pirate's booty? Bank robbery? Pennies from Heaven? Could it have been there by chance-- Just being in the right place at the right time?

Jesus could have told Peter to pick the third fish or the seventh fish. But no, Jesus told Peter he'd catch money on the first try. Jesus showed His miracle power by having the coin find its way into this fish and by having this fish come to Peter.

Peter could have spent hours catching fish and checking each one for a coin but he didn't have to go through all that hassle. All he had to do was obey Jesus. He didn't argue. He didn't doubt. He just trusted and obeyed

God provides for you too if you trust Him. Peter did have to GO and catch the fish. Jesus likes us to be part of the miracle. We remember it better. Peter was a fisherman so Jesus had him do that...just an everyday ordinary job to do something extraordinary.

What a great reminder that Jesus paid it all. He gave his life for our sin. I wonder if Peter remembered that after Jesus died and rose from the grave.

Close In Prayer

~~impossible.~~


Week #11:

FEEDING THE CROWD

Power Scripture

*"For you were bought with a price.
So glorify God in your body."
~ 1 Corinthians 6:20*

Fish and Coin Snack



To represent the miracle of the fish and coin, serve baked chicken nuggets (coin) and goldfish (fish) crackers. Offer dipping ketchup for the nuggets. Add a cold beverage.

Talk about the fish and coin miracle found in Matthew 17:24-27. Remind the group that Jesus must have loved us a lot to pay the price for our sin.

Power Scripture Activity

Memorize today's verse. Choose a game or activity from the suggestion list. Consider hiding the phrases of the verse behind fish shapes. Turn over the fish and read the verse.

**"For you were bought with a price.
So glorify God in your body."
~ 1 Corinthians 6:20**

Week #11:

SURPRISE POWER

Power Scripture

*"For you were bought with a price.
So glorify God in your body."
~ 1 Corinthians 6:20*

Craft/Game Activity

Choose a craft project or game activity from the suggestion list or create your own fun activity.

Vary the activities from week to week. Keep it a surprise.

If choosing games that include food, be sure the food is safe for all ages.



PREVIEW PROGRAM ONLY
NOT FOR USE
PLEASE DO NOT

Coin Tossing Games

Tips: Gather lots of pennies to use for the coin games. Place them in a large bowl and let players grab a handful to play with for each game.

Hit The Plate: Line up four plates on a table or floor at a distance from the player. Player tries three times to get a coin to stay on the plate. Because the plate is slippery, it is challenging. Let them try again and again. Celebrate whenever someone is successful.

Drop The Coin: Player stands above a jar and tries to drop one coin straight down into the jar—no bending!

Tic-Tac-Toe: Draw several large game boards. Players play the simple game with pennies and nickels.

**Let players take home a few of the pennies
as a reminder of today's miracle.**

Week #12: MIRACLE MOMENT BIBLE SHOP
DEAD MAN WALKING!

Power Scripture

*"I am the resurrection and the life.
Whoever believes in Me, though he die,
Yet shall he live..."*
~ John 11:25

Welcome!

From John 11:32-44: It is hard to think about dying. Oh sure, we know trees and flowers die, pets die and even people we love die. It is just that death is so sad we want to forget about it.

Bring some examples of LIFE to display. Example: flowers, fruit, goldfish, kitten, puppy, bunny, human baby. Show and Tell for a few minutes.

Life! What a wonderful thing. Life is all around us. It is fresh and happy and wonderful. Life brings promise for the future. God wants us to enjoy life. God's plan for earth never included death. He hates it.

Jesus did not like death either. Jesus came to earth from Heaven to win victory over death for all of us. He loved life and had the power to bring people back to life while He was living on earth. It was a very big deal! When Jesus said, "Lazarus, Come forth", the crowd watched carefully! Many believed in God's Son, the Messiah, after that miracle.

Let's think about a Jesus miracle that includes life and death. It is amazing and when it happened, it was a joy to Jesus as well as others. Jesus' best friends, Mary, Martha and Lazarus were sisters and a brother who lived in the village of Bethany. Imagine the fun evenings they spent talking and laughing when Jesus and other friends visited.

One day Lazarus got very sick. Mary and Martha sent a message: "Lord, the friend you love is sick." Oh no! Lazarus was Jesus' best friend. This was bad news. Let's hear what happened from the sisters who were there.

"I Was There":

Mary and Martha

Tips: These Holy Land characters are performed by 2 women of any age. Dress in Holy Land clothing. Read the script—memorization not necessary.

Mary: He was just sick. I thought it would pass. A little rest, some chicken soup. Lazarus would be okay in the morning.

Martha: Except he wasn't okay in the morning. He got sicker. I love that guy. He is the best brother in the world.

Mary: And our only brother!

Martha: We didn't know what to do. We tried every medicine and trick we know to make him well. Nothing worked. There was only one solution left.

Mary: We had to get word to Jesus. We sent Him a message through a friend. "Master, the one you love so very much is sick."

Martha: I was certain Jesus would show up at the door. Lazarus is His best friend. He and Jesus spend hours talking and laughing. We feed them and enjoy the laughter and the wisdom we hear from our kitchen door.

Mary: We waited.

Martha: And waited.

Mary: Jesus never showed up. Two days we waited and tended our Lazarus. We did the best we could but our dear brother died. He died! What will we do without him? We were in complete shock and so were our neighbors.

Martha: People came to our house and cried with us. We had a funeral and took him to the family cave to be left there. Our lives were shattered. And Jesus was nowhere to be found. So, I decided to go find him when I heard He was on his way.

Mary: She didn't tell me she was going. I would have gone with her.

Martha: I didn't have time to waste. He was taking His good old time. I said, "Master, if you'd been here, my brother wouldn't have died. Even now, I know that whatever you ask God He will give you." I knew in my heart Jesus could bring Lazarus back to us.



Mary: Your faith has grown, Martha. I am so proud of you. You know in your heart Jesus is our Messiah and our Savior, God's Son.

Martha: He is! He proved it that day. Jesus said, "Your brother will be raised up." I said, "I know he will be raised up at the end of time." Then Jesus said the most amazing thing. "You don't have to wait for the End. I am, right now, Resurrection and Life. The one who believes in Me, even though he or she dies, will live. Everyone who believes in Me doesn't die at all. Do you believe this?"

Mary: And you said...?

Martha: "Yes, Master. All along I have believed you are the Messiah, the Son of God who comes into the world." And then I came and got you, Mary. Jesus was asking for you.

Mary: Oh, how I ran! I was crying and all our friends were running with me. We were all sobbing hard and I met Him along the road. "If only You had been here, my brother would not have died." He asked, "Where did you put him?" I led him to the tomb. He cried. Jesus cried! He was so sad that Lazarus was in that tomb.

Martha: Our friends said, "If He's so sad, why didn't He come to keep him from dying. Jesus help the blind man." I knew Jesus was up to something. He told the men to roll the stone away. I told him Lazarus had been dead four days. It would smell terrible. Jesus looked at me like I was crazy. "Didn't I tell you that if you believed, you would see the glory of God?"

Mary: You are always sticking your foot in your mouth, sister. Just step back and let God work a miracle.

Martha: I did. They removed the stone and Jesus looked up to Heaven. He prayed, "Father, I'm thankful You have listened to Me. I know You always listen but on account of this crowd standing here I am asking so they will believe You sent Me."

Mary: He shouted, "Lazarus! Come forth!" And Lazarus hopped out, still wrapped in his linen clothes with a napkin over his face. Jesus told us to unwrap him and let him loose."

Martha: Amazing!

Mary: A miracle! A God given, glory filled miracle! Lazarus is home with us and many people now believe. They saw what He did and believed in Him.

J
E
S
U
S

P
O
W
E
R

Power Encounter For Today

Why didn't Jesus show up in Bethany before Lazarus died? He waited two whole days and by then Lazarus was dead and buried in a cave tomb. Jesus healed so many other people. He could have helped but He didn't.

Tips: Write the sentences on a dry erase board or chalk board, as you speak.

1. **Jesus planned a miracle.** When word came, He told His friends, "This sickness is not fatal. It will become a chance to show God's glory by glorifying God's Son.

2. **Jesus was on time.** Two days later, he said, "Let's go!" His friends were afraid. "You can't do that! The religious leaders are out to kill you, and you're going back?"

3. **Jesus knew Lazarus would be fine.** "Our friend, Lazarus, has fallen asleep. I'm going to wake him up."

4. **Friends misunderstand.** "Well, if he's just sleeping, let him rest. He will wake up feeling fine." Jesus was talking a bout death. They thought Lazarus was taking a nap. Jesus had to explain to them, "He's dead. I'm glad he's dead because I am going to show you something that will make you believe in Me even more. Let's go!"

5. **Jesus cried.** Jesus loved his good friend. He cried over death. It was never God's plan. Sin caused death to come into the world. God was in the middle of making a better plan. Jesus would be God's Big Plan!

Today, we have the power to believe in Jesus just like Mary and Martha and Lazarus and ALL their friends! Now that is good news and it's a true miracle.

Close In Prayer.

Week #12:

FEEDING THE CROWD

Power Scripture

*"I am the resurrection and the life.
Whoever believes in Me, though he die,
Yet shall he live...."*
~ John 11:25

Celebrate Life Snack!

Choose snack foods that are joyous party foods like those eaten at a Birthday Party. Place a few birthday decorations on the table.

Explain that Lazarus would celebrate the day Jesus raised him from the dead for the rest of his life. He would have to die again but never again would he be afraid. Now Lazarus had TWO birthdays! Let's help him celebrate!



Power Scripture Activity

Memorize today's verse.
Choose a game or activity from the suggestion list.

I am the resurrection and the life.
Whoever believes in Me,
though he die,
Yet shall he live...."
~ John 11:25

Week #12:

SURPRISE POWER

Power Scripture

*"I am the resurrection and the life.
Whoever believes in Me, though he die,
Yet shall he live...."*
~ John 11:25

Craft/Game Activity

*Choose a craft project or game activity from the suggestion list
or create your own fun activity.*

Vary the activities from week to week. Keep it a surprise.

If choosing games that include food, be sure the food is safe for all ages.



Hula Hoop: Pick up one or two hula hoops and see who can hula hoop the longest.

Limbo: How Low Can You Go? Set up a bar that can be raised or lowered or have two players hold the bar. Play music and have everyone line up and take a turn trying to go under the bar facing forward and leaning back.

Musical Chairs: Set up a line of chairs, one short from the number of players, Start the music. Walk around chairs. Sit when music stops. Player left standing is out. Remove a chair. Play again until one chair and one player is the winner.

Simon Says: Line up players and begin fun instructions. They only obey the ones with 'Simon Says' at the beginning. If not, out!

Week #13: MIRACLE MOMENT BIBLE SHOP I AM A MIRACLE!

Power Scripture

*"For God so loved the world
That He gave His only Son,
That whosoever believes in Him
Shall not perish
But have everlasting life."
~ John 3:16*

Welcome!

From John 3: Let's Think! Do you know that God loves you so much He planned your birth and life from the beginning of time. He knows you inside and outside. He knows your thoughts and He loves you with a forever love.

We get up every morning and go to bed every night without much thought about it. We forget we are miracles, created by God. Maybe it's because we are born as babies and grow into our skin and brains. Life seems so normal, so ordinary.

Not to God! He has big plans for you and He loves you...a lot!

"I Was There":

Nicodemus

Tips: These Holy Land characters are performed by 1 man of any age. Dress in Holy Land clothing. Read the script—memorization not necessary.

I learned something last night. It is possible for a man to learn even when grown up. I'm a Pharisee, a leader of my people. You would think I know it all. I talked to Jesus last night. You know him. He's the teacher who has been traveling around healing people, saying crazy stuff, telling stories and it is said he has raised the dead.

I wasn't interested in any of that. I just wanted to ask him a few questions. I told him I believed God was performing all those miracles. He seemed to be happy about that and agreed with me.



My question was a miracle of life question. "How can anyone be born who has already been born and grown up? You can't get back inside your mother and be born again. What are you saying with all this 'born again' stuff?"

Jesus smiled. I knew he would. He was patient with me. He said, "You're not listening. Let me say it again. Unless a person gives his original, God given, creation inspired life back to God, it is not possible to enter God's kingdom. You know how the wind blows even if you cannot see it. That's just like the Spirit of God.

I was more confused. "How can this be? How does that happen?" I didn't want to be difficult but I have studied the scriptures all my life and I still don't understand what he's saying.

"These are basics. I'm speaking truth to you. I have seen this with my own eyes. It's not just gossip. Quit asking questions and believe me. What use is it to tell you anything about God if you won't believe me.

"God loved this world so much He sent His Son to save it...including you. All God asks is that you believe Him. Then you will have a whole and miracle filled life."

Well, I guess it was a miracle because I believe that Jesus is truly God's Son sent to save us. I am privileged to meet him and know him. It will be a hard road to travel to convince others. I will try. I am God's miracle and so are you! Live your life like a miracle!

Power Encounter For Today

Let's Think! What do we learn from our visit with Nicodemus?

Tips: Print the sentences on large paper flower petals. Attach each petal to the center labeled GOD LOVES ME!

1. Ask Questions. It is okay to ask questions about God. Sometimes God is hard to understand. As you grow up, ask questions, read God's Word and trust in Jesus.

2. I am a miracle! Lots of people look for miracles. When sick, make me well. When in trouble, rescue me. When lost, let me be found. When blind, let me see. Very few look at themselves and say, "Hey! God created me and I AM A MIRACLE!"

3. Jesus. God loves us so much He thought of us and sent His only Son to be our Savior.

4. Believe. The only thing God asks of us is to believe in Jesus. He doesn't ask us to be perfect.

5. Life! God promises that when we believe we will have eternal life. We will live in Heaven with Him forever! Now that's a miracle!

Close In Prayer.

Week #13:

FEED THE CROWD

Power Scripture

*"For God so loved the world
That He gave His only Son,
That whosoever believes in Him
Shall not perish
But have everlasting life."
~ John 3:16*

I Am A Miracle Snack

Choose snack foods that are personal group favorites. This is the grand finale Sunday so consider letting the students make their own ice cream sundaes. Furnish small cups and spoons, vanilla ice cream and a variety of child friendly toppings.

Chocolate syrup, crushed nuts, fruit (strawberries, blueberries, peaches), whipped cream.



Power Scripture Activity

*Memorize today's verse.
Choose a game or activity from the suggestion list.
Review all the verses memorized throughout the series.*


**"For God so loved the world
That He gave His only Son,
That whosoever believes in Him
Shall not perish
But have everlasting life."
~ John 3:16**

Week #13:

SURPRISE POWER

Power Scripture

*"For God so loved the world
That He gave His only Son,
That whosoever believes in Him
Shall not perish
But have everlasting life."
~ John 3:16*



PREVIEW PROGRAM ONLY

Craft/Game Activity

*Choose a craft project or game activity from the suggestion list
or create your own fun activity.*

Vary the activities from week to week. Keep it a surprise.

If choosing games that include food, be sure the food is safe for all ages.

This is a great week to choose a Cross craft. The arts and crafts catalogs we suggest offer several choices from decorations to necklaces. Take a look at the online web sites for more ideas.

Choose game activities that proved to be crowd favorites and repeat them just for fun!

Notes: