

PIRATES

Pirates Of


The Galilean

PREVIEW PROGRAM ONLY

NOT FOR USE

PLEASE PURCHASE

*Yo Ho Ho...
A Christian Life For Me!*



Pirates

Of

The Galilean

PREVIEW PROGRAM ONLY

NOT FOR USE

PLEASE PURCHASE



Yo Ho Ho!

A Christian Life For ME

To Err is Human... To 'Argh' Is Pirate!



A Pirate's Guide To Jesus

*What happens when a
Really bad guy meets Jesus?
Will he fight and shout
and try to destroy?*

*Will he turn from his
wayfaring ways
And worship at his Savior's feet?*

*The cry "Yo Ho, Ho... The pirate life for me..."
Becomes "Yo Ho, Ho.. The Christian life for me...."*



*Imagine! A Christian Pirate!
How would that life be changed by Jesus?
Could that person become a...
Pirate of The Galilean?*



Index



A Pirate's Guide To Jesus.....2
 Index.....3
 Ahoy Matey, Gangway Ye Bilge Rats.....4-5
 Old Sea Legs~Captain Of The Pirates.....6-7
 Speaking Pirate~Ese.....8-10
 Hoist Yer Sails! Decorating.....11-13
 Choosing Staff.....14
 Staff Meeting.....15
 Sample Recruitment Insert.....16
 Grouping The Motley Crew.....17
 Going On The Account~Quartermaster Station.....18-20
 Publicity.....21-22
 Photography.....23-24
 Dress Like A Pirate.....25-26
 Daily Opening: Treasure Trove Lagoon.....27-28
 Opening Skits~Featherhead's Lost Treasure.....29-39
 Open House~Fare Thee Well Wayfaring Ways.....40
 Hornswaggle's Harbor~Teller Of Tales.....41
 Songs Of The Sea~Sea Chanteys.....42-46
 Pirate Games~Walk The Plank.....47-50
 Pirate Feast~Ship's Galley.....51-54
 Pirate Bible Theater ~ Jonahs Locker.....55-73
 Pirate Hideaways! Tips For Teachers.....74-79
 God's Treasure Chamber.....80-84
 The Briny Brig.....85-88
 Crow's Nest.....89-93
 Captain's Quarters.....94-98
 Hidey Hole Cove.....99-106
 Me Wee Hearties Nursery.....107
 Preschool Pirates.....108-111

Follow the Map ~ Find Hidden Treasure!



Ahoy Matey!

Imagine boarding a ship to another place and time when pirates roamed the high seas. This Vacation Bible School does just that with one delightful difference...Even pirates go to Heaven when they become *Pirates of The Galilean!*

Pirates of The Galilean is a five day Vacation Bible School (Preschool-Grade 6) in a pretend world of pirates. Become pirates who share stories about hidden treasure that changes nasty folks, even pirates!

Pirates of The Galilean guests enjoy a unique "live-it" theme. They become pirates experiencing pirate life on the high seas.

Pirates of The Galilean features five pirate hideaways where students spend time enjoying games, Bible stories and crafts.

Pirates of The Galilean students visit daily activities discovering how to become Jesus Believers. Gather at *Treasure Trove Lagoon*, eat at *Shiver Me Timbers*, enjoy games at *Walk The Plank*. Visit Pirate Bible Theater, *Jonah's Locker*. Sing Pirate Praise at *Sea Chanteys*.

Pirates of The Galilean offers ideas for preschoolers ages 4-5. Little ones travel to all activities with a special team of leaders. Suggestions are included for staff infant/toddler care.

COPYRIGHT INFORMATION

Make copies as needed for local church use. Give interested folks our order form, mailing address and toll free number 1-888-236-5433 (CEM-LIFE). Your cooperation allows CLOSE ENCOUNTERS MINISTRIES to continue production of exciting, inspiring, positive Christian programs at a low cost to churches across the nation.


Copyright-All Rights Reserved protected.



Gangway Ye Bilge Rats!

*What lad or lassie hasn't wanted to find buried treasure,
discover a deserted island or meet Captain Hook?
Well, maybe not that last one!*

Hoist yer sails, ye Jesus Buccaneers and head for the high seas. Landlubbers enjoy swabbing decks and singing sea chanteys for five adventuresome days! Your Motley Crew searches for the Heavenly Treasure Jesus offers.



The curriculum is a guide.
Create a wonderful week based on these activities.
Add your own ideas too!


Sprogs (Piratese: Raw Recruits) are color coded into groups. They wear pirate hats, patches or other pirate clothing at the leaders' discretion.

Hideaway Leaders decorate their area and prepare their activities. Individual hideaways are repeated daily to a new group for 45 minutes including craft project. Students visit each Hideaway once during the week.

Buccaneers set up daily fifteen minute activity centers and lead small groups for music, snacks or special fun. All groups visit each day.

Purchase supplies as needed. Give bills to the Director or ask for an advance check. Look for sales, discounts, catalogs and backyard scrap materials. Craft projects from S&S Arts and Crafts (www.swww.com) and Guildcraft (www.guildcraftinc.com) available at reasonable prices.

Treate Excitement! Have fun and students catch your enthusiasm. Greet everyone with a cheerful 'Ahoy Mateys'.



Old Sea Legs

Captain Of The Pirates

"I be the Captain of this motley crew!"
~ Pirate Captain



In case no one mentioned it, you are about to have amazing fun organizing the grown up pirate crew while guiding enthusiastic young pirate 'sprogs'. Become 'Old Sea Legs', Captain of the pirate ship and leader of an event your community will remember for years. With Jesus as the true Captain of the Ship, how can anything but fun take place?


Divided into reasonable tasks, this event is easily completed by a team of folks guided by Old Sea Legs (that's you!). Your church becomes a creaky pirate ship filled with sailor stuff, rascally characters, salty stories and...Hidden Treasure!

Character and Costume. Wear striped knee socks, big shoes, knee pants, white shirt, vest, scarves, treasure, pirate hat and patch. Go all out by embracing your pirate life as a swaggering pirate who knows the lingo and guides the crew into mighty adventures!

Delegate Responsibility. Pirate week is a team effort. Never apologize when asking for help. Trust the crew to carry out their tasks. Check in with them occasionally as their supportive Captain.

Be Positive. Statements like "we can't do it", "we never did it this way", "there is no money" or "no one will teach" have no place in this Vacation Bible School. If *Captain Sea Legs'* attitude is right, even the grouchiest pirate saint responds cheerfully.

Pray! Pray for the crew, the students and the set up. Take each detail before the Lord and then-Relax!



Plan! Note areas requiring your personal attention. Meet with the crew six weeks before Vacation Bible School. Give each person printed materials that pertain to their activity and copies of general information as needed. Place materials in folders.

Adapt! Complete program adaptations during preliminary planning to avoid staff confusion. Be flexible.


Set Up. Decorate during the week prior to the event, making sure that everything is in place for the first day.

Staff Prayer. Plan a five minute session one half hour before the day begins. Those who attend appreciate the upward boost.

Preschool. Little ones participate just like older students. Eliminate complicated or frightening activities. Choose age appropriate craft projects from S&S arts and crafts catalog or website: www.swww.com or create your own projects.

Staff Appreciation. Purchase or make appropriate thank you gifts for staff. Sincere appreciation keeps teachers coming back. Pray for them. Thank them privately and publicly.

Clean Up. When Open House is over, clean up begins. The entire event is not complete until the church is in order. Encourage staff to remove props immediately. Stay to help!



Speaking Pirate-Lese *With The Proper 'Pir-attitude'!*

*"Now and then we had a hope that if we lived
and were good, God would permit us to be pirates."*

-Mark Twain 'Life On The Mississippi'

Ye want to talk like a freebooter or be ye wantin' to espouse like a tried and true Buccaneer? Here be jargon ye might want to be tryin'. Here be phrases that ye need speak if ye want to not be mistaken for a scurvy dog landlubber!

Ahoy: Used to hail a ship or a person or to attract attention.

Arr!/Arrgh: A general piratical term—can be used with anything. (Yes, no, scared, happy, hungry. Mostly it means "I'm a pirate! Yo-ho-ho!")

Avast! Used as a command to stop or desist.

Aye: Yes. Aye, aye captain!

Aft: Short for "after". Toward the rear of the ship

Bilge: Bottom of the ship or stupid talk or writing; nonsense "Ye be a bilge rat!"

Belay: Used in the imperative as an order to stop. "Belay there!"

Blimey! Used to express frustration.


Bucko: A friend

Buccaneer: An adventurer upon the sea

Booty: Goods or property seized by force or piracy

Chantey, Shantey, Shanty: A song sung by sailors to the rhythm of their movements while working.

Cutlass: A short, heavy sword with a curved blade.



Doubloons: A gold coin formerly used in Spain and Spanish America

Dead men tell no tales: Why pirates leave no survivors

Gangway! Clear a passage through a crowded area.

Hang the jib: To look ill tempered or annoyed. To pout.

He's gone to Davy Jones' locker: He is dead. (Davy Jones's locker is also the bottom of the sea.)

Hand: One who is part of a group or crew

Hornswaggle: To cheat

Jack: A flag or a sailor

Jolly Roger: A black flag bearing a white skull and crossbones; indicates a pirate ship

Landlubber: Person who lives and works on land: An inexperienced sailor; a sailor on first voyage.

Marooned: To put ashore on a deserted island or coast and intentionally abandon

Matey: Sociable, friendly. A way to address another pirate you are familiar with


Messdeck lawyer: A know it all

Me: My. Me ship is the biggest brig in the port!

Me hearties: My Comrade, good fellow, familiar address and fellowship among sailors. Captains often refer to their entire crew this way.

Mizzenmast: The hindmost mast of a three masted vessel. "Raise the mizzenmast, ye rotten scallywags!"

On the Account: Living the life of a pirate. If you are going "On the Account", you are becoming a pirate.



Pieces of Eight: An old Spanish silver coin.

Poop deck: The deck forming the roof of a poop or poop cabin, built on the upper deck

Port: A seaport or the left side of the ship

Scuttle: To cut holes in a ship's hull or to sink a ship on purpose

Shiver me timbers! Or Sink me! An expression of surprise

Smartly: Quickly

Splice the Mainbrace! To enjoy a drink of-- Pepsi, Please!

Scurvy: Vile; mean, low, vulgar, contemptible. Ye Scurvy Dogs!

Sprogs: Raw, untrained recruits or children.

The Hulks: Old or dismantled ships, formerly used as prison.

Walk the plank: To be forced to walk off a plank extended over the side of a ship so as to drown.

Weigh anchor: Heave up an anchor in preparation for sailing (Can be used for to leave port.).

Ye: You. Ye be walking the plank!

Yo-ho-ho: Completely meaningless, but fun to say.

Keeping watch aboard a nineteenth-century sailing ship was a tedious job, but the worst watch station was on the weather (windward) side of the bow with constant pitching and rolling. By the end of a sailor's watch, he would be soaked from the waves crashing over the bow of the ship, and was said to be "under the weather." Sometimes, these men fell ill (or "under the weather") and were sent below deck.



Hoist Yer Sails!

Decorating

“The best things you can give children next to good habits are good memories.”

~ Sydney J. Harris

Guests visiting *Pirates of The Galilean* should enter a bright, fanciful pirate environment filled with pirate ship objects and a few tropical island accents. Discuss decoration at the beginning of the planning process. Create your own Christian pirate adventure based on items available locally. Give special attention to the Opening area.



Borrow Items. Ask friends, family, church, school and community members for items they have in their attics and garages.

Signs. Print memory verses on crinkled brown bags with burned edges for a rustic, pirate map look. Scatter slogans/fun sayings across every church wall. Here are a few sign ideas to get you started:

Why is Roger Jolly?
Jesus Loves Buccaneers
Scallywags Welcome!
Jesus is Our Anchor ~ So 'Anchors Aweigh'!
Not all Treasure Is Silver or Gold.
Yo, Ho, Ho! The Christian Life For Me!



Cardboard figures. Use graphics found in this program. Make transparencies with the church copier. Project images onto large pieces of cardboard or posterboard. Trace and color with tempera paint, markers. Find fun patterns in coloring books and on the internet!

Sample: Fish, pirates, ships, palm trees, treasure chests, parrots

Flags. Pirates were famous for flying their colors. The familiar 'skull and crossbones' is synonymous with the pirate ship. Design your own flag logo or use existing Christian banners found in churches.

Fun Stuff. Keep your eyes open for items available in backyards, attics and garages that fit the pirate theme.

Wooden Benches Lanterns Wooden tables Baskets Rocks
Stacked Wood Old Barrels Plants/Flowers Domed Trunks Junk
Jewelry Wooden Oars Sails
Coins Flags Ship's Wheel Treasure Maps
Palm Trees Wooden Gang Planks Sand Fish Parrots

Internet Finds. Check web sites for 'pirate stuff'. S&S Arts and Crafts: www.ssw.com Oriental Trading: www.orientaltrading.com Guildcraft: www.guildcraftinc.com Century Novelty: www.centurynovelty.com Café Press: www.cafepress.com And many more! Google 'pirate stuff' and be pleasantly surprised at all the great ideas that pop up!

Christian Decorations. Christian flags, scripture verses posted on treasure maps and large hearts and crosses look great with a pirate theme.

Background Music. Play CD's sea chanteys, Christian choruses and pirate music of the sea while people gather for the Opening and Closing. www.amazon.com features options for music...place 'pirate music for kids' in the search space and take your choice of many fun CD's. Don't forget Veggie Tales CD: Veggie Tales Sing-Alongs "Pirates' Boat Load of Fun"-15 Songs Sung by the Pirates and their buddies!



Waterfall. Fill a small swimming pool or container with rocks, silk flowers and greenery to make it look like an outdoor pond. A running stream of water powered by a small water pump makes a terrific addition to any activity center.

Parrots. Live parrots may be displayed but assign a caretaker for each one. Animals must be chaperoned at all times.

Fun Seafaring Options. Borrow old rowboats, oars, sailboats or canoes to display prominently in special spots.

Notes:

PREVIEW PROGRAM ONLY
NOT FOR USE
PLEASE PURCHASE



I  Pirates

PREVIEW PROGRAM ONLY
NOT FOR USE
PLEASE PURCHASE




HEART AND CROSS PATTERN

**MAKE A CHRISTIAN PIRATE
"JACK" (FLAG) BY PLACING
A HEART OVER THE CROSS.**

**ADJUST THE SIZE FOR HATS OR
DECORATIONS OR FLAGS.**

**USE YOUR IMAGINATION AND
THIS SYMBOL CAN POP UP ALL
OVER YO HO HOLY VBS!**

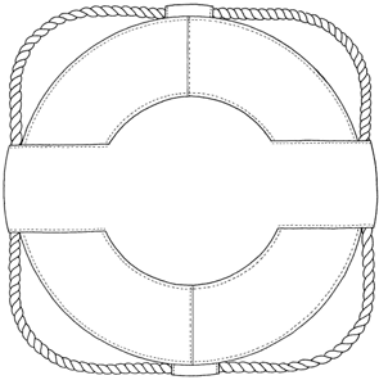


PREVIEW PROGRAM ONLY
NOT FOR USE
PLEASE PURCHASE

Choosing Staff

*“Train your child in the way you know
you should have gone yourself.”*

~C.H. Spurgeon



Staff choice will make or break

Pirates of The Galilean.

Do NOT be satisfied with “any warm body”.
Aim for the best people to fill each teaching spot.

Recruit

Approach people personally with a specific task.
Explain the job fully. No sugar coating allowed.

Advertise

Include a worship folder staff recruitment insert for two or three Sundays. Offer people with specific requests their assignment immediately. Explain the insert during announcement time dressed in Pirate costume. Give this introductory effort the personal touch.

See Bulletin Insert sample.

Pick and Choose

The Lord honors your attempt to have the best staff. Pray about staff choices and if someone says “no” assume there is another person waiting to fill that place. Use young teens, older teens, men, women and senior citizens.



Staff Meeting

“Where there is no vision, the people perish.”

Proverbs 29:18

Plan one staff evening to explain exactly what will be expected.

Stress 100% attendance so no other meeting will be necessary.

Seat staff according to work areas.

Distribute lesson plans. Build in chatter time to create excitement as teachers and helpers plan their week.

Preview the entire program.

The staff needs an overview of all events taking place in the church.

Answer questions,

Assign classrooms, Give inspiration.

Be the person in charge - 'Old Sea Legs'!
Wear the Pirate Hat!


After the meeting,

turn your attention to other tasks.

Trust each staff member to carry out their responsibilities.

The telephone is the staff lifeline.

Call area leaders to verify progress.
Ask questions and check on how things are going.
Problem solve as needed.



Pirates of The Galilean

"Yo Ho Ho, A Christian Life For Me!"

Shiver Me Timbers! Grab your eyepatch, peg leg and parrot. Join our Vacation Bible School Motley Crew for amazing Christian Pirate adventures.

Step Lively Matey! There Be Pirates Afoot!



.....Going On The Account	Quartermaster- Sign In	LEAD/HELP
.....Photographer		VIDEO/DIGITAL
.....Art Crew	Decorations	LEAD/HELP
.....Sea Chanteys	Songs Of The Sea	LEAD/HELP
.....Ship's Galley	Pirate Feast	LEAD/HELP
.....Walk The Plank	Pirate Games	LEAD/HELP
.....Jonah's Locker	Pirate Bible Theater	LEAD/HELP
.....Hornswaggle's Haven	Teller Of Tales	
.....Me Wee Hearties	Child Care (Birth-Age 3)	LEAD/HELP
.....Preschool Pirates	Preschool Team(Ages 4-5)	LEAD/HELP

Hidden Treasure Hideaways

.....God's Treasure Chamber	Trust In The Lord	LEAD/HELP
.....The Briny Brig	Set Free!	LEAD/HELP
.....Crow's Nest	God's Treasure Map	
LEAD/HELP		
.....Captain's Quarters	Peace, Be Still!	LEAD/HELP
.....Hidey Hole Cove	Your Treasure-Your Heart	LEAD/HELP
.....I Have Props		I WILL LEND THEM!
.....I Will Donate Snacks		TELL ME WHAT YOU NEED!
.....I Will Give a Financial Donation		IT'S A TREASURE!
.....I Will Pray for The Motley Crew		I CAN DO IT!

Name _____ Telephone _____
 Dates: _____ Time: _____

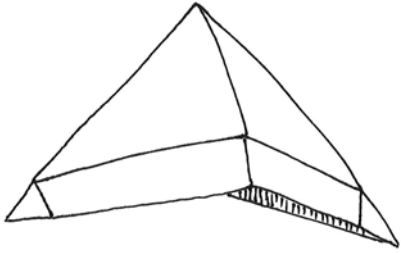
NEED MORE DETAILS? ASK OLD SEA LEGS, CAP'N OF THE CREW!

*"Now and then we had a hope that if we lived
and were good, God would permit us to be pirates."*

-Mark Twain 'Life On The Mississippi'

To Err Is Human.. To 'Argh' Is Pirate!





Grouping The Motley Crew

Pirates of The Galilean is broadly graded.
Divide students into five groups of equal size.

Me Wee Hearties Nursery (Birth-Age 3)

Will we open the nursery for the community
or will we provide child care for teaching staff only?

Pirate Motley Crews

This is a sample grouping. Divide your children as desired.

1. Captain's Kidds (Age 4-Preschool Age 5)-White
2. Lord's Landlubbers (Kindergarten)-Gold
3. Heaven's Scallywags (Grades 1-2)-Red
4. Saved Swabbys (Grades 3-4)-Orange
5. Redeemer's Rogues (Grades 5-6)-Black

Overlap ages in any group. If twenty students are in one group and five students in another, switch some students regardless of grade. Visiting cousins and neighborhood friends appreciate joining familiar faces in an otherwise unfamiliar situation no matter what age.

Option: Small Church

With 20 students or less and a few faithful teachers, conduct one daily workshop in a common teaching area. Set up crafts in a separate area. Small groups have the luxury of treating students to projects carried over from day to day. Students travel to activities together.






Pirates Of The Galilean!

***** Daily Schedule *****

STUDENT GROUPS	9:00-9:15	9:15-9:30	9:30-9:45	9:45-10:00	10:00-10:15	10:15-10:30	10:30-10:45	10:45-11:00	11:00-11:15	11:15-11:30
PIRATE PRESCHOOL	LAGOON	HOME BASE ACTIVITIES	SHIP'S GALLEY	PIRATE GAMES	HOME BASE ACTIVITIES	TALE TELLER	JONAH'S LOCKER	SEA CHANTEYS	HOME BASE ACTIVITIES	CLOSING
CAPTAIN'S KIDDS Kindergarten	LAGOON OPENING	W O R	K S H	O P	SHIP'S GALLEY	PIRATE GAMES	SEA CHANTEYS	TALE TELLER	JONAH'S LOCKER	CLOSING
LORD-LUBBERS Grade 1	LAGOON OPENING	SEA CHANTEYS	JONAH'S LOCKER	W O R	K S H	O P	SHIP'S GALLEY	PIRATE GAMES	TALE TELLER	CLOSING
HEAVEN'S SCALLYWAG Grade 2	LAGOON OPENING	JONAH'S LOCKER	SEA CHANTEYS	TALE TELLER	W O R	K S H	O P	SHIP'S GALLEY	PIRATE GAMES	CLOSING
SAVED SWABBYS Grade 3-4	LAGOON OPENING	TALE TELLER	W O R	K S H	O P	SHIP'S GALLEY	PIRATE GAMES	JONAH'S LOCKER	SEA CHANTEYS	CLOSING
REDEEMERS ROGUES Grade 5	LAGOON OPENING	PIRATE GAMES	TALE TELLER	SHIP'S GALLEY	JONAH'S LOCKER	SEA CHANTEYS	W O R	K S H	O P	CLOSING

***** Hideaway Assignments *****

PIRATE HIDEAWAYS	MONDAY	TUESDAY	WEDNESDAY	THURSDAY	FRIDAY
GOD'S TREASURE CHAMBER	CAPTAIN'S KIDDS	LORD-LUBBERS	SAVED SWABBYS	REDEEMED ROGUES	HEAVEN SCALLYWAGS
THE BRINY BRIG	LORD-LUBBERS	CAPTAIN'S KIDDS	REDEEMED ROGUE	HEAVEN SCALLYWAG	SAVED SWABBYS
CROW'S NEST	HEAVEN SCALLYWAGS	REDEEMED ROGUES	CAPTAIN'S KIDDS	SAVED SWABBYS	LORD-LUBBERS
CAPTAIN'S QUARTERS	SAVED SWABBYS	HEAVEN SCALLYWAGS	LORD-LUBBERS	CAPTAIN'S KIDDS	REDEEMED ROGUES
HIDEY HOLE COVE	REDEEMED ROGUES	SAVED SWABBYS	H. SCALLYWAGS	LORD-LUBBERS	CAPTAIN'S KIDDS



Going On The Account...

Quartermaster Station

“Write them on the tablet of your heart.”

Proverbs 7:3 b



“Going On The Account” is Piratese for becoming a pirate!

Make name tags and organize registration before Day #1. This job is too big for one person. A tangle at registration means the first day could be delayed.

*Identify individual tables
with group colors, group names and grades.
Students line up to receive a name tag and hat.*

PREVIEW PROGRAM ONLY

NOT FOR USE
PLEASE PURCHASE

Pre Registration

Registration cards simplify the first day by having name tags and hats prepared. Spread the word through the church newsletter, bulletin, special mailing and take home forms. Visit nearby neighborhoods.

Record name, grade/age, emergency telephone and emergency contact person, environment or food allergy information. If cards are the basis for church growth, add address and parents names.

Name Tags

Print name tags with corresponding group colors for quick identification. Tags are pinned to shirts or made into necklaces. Since the tags are collected each day and made available for the next day, consider purchasing clear plastic covers. Slide name into the plastic sleeve.



Student Options

Hats: Choose a pirate hat for students to wear and take home as great keepsakes. These hats are available on many internet sites. Choose the style you like the best.

www.orientaltrading.com Offers Child Pirate Hats IN-25/2822 They feature a skull and crossbones which can be easily covered with a large heart sticker if you prefer a plain hat. \$15.00/dz (*price may change.*)

Tattoo: When students register, let them choose a tattoo to have placed on their hand or wrist as their secret code identification. A separate team must be used for this purpose to save time! It is easy to use a simple rubber stamp and colored ink pads—match group colors when possible!

Eye Patch: Pirate eye patches and bandanas look great too! Purchase one per child and let them dress up like the swarthy Christian pirates they are!

Collect hats, patches, name tags at day's end. Give them to the next day's Hideaway leader for that group. Each day students pick up tags and hats at the Opening and meet their new leaders at the same time.

Notes: PLEASE PURCHASE

Welcome, Me Hearties! Fly yer colors for the King!



Pirates of The Galilean

...Yo Ho Ho~ The Christian Life For Me!



NAME _____ GRADE/AGE _____

ADDRESS _____

PARENTS _____ TELEPHONE _____

EMERGENCY CONTACT _____

EMERGENCY CONTACT TELEPHONE _____

SPECIAL INFORMATION:

ALLERGIES (FOOD/ENVIRONMENT):

PREVIEW PROGRAM ONLY
NOT FOR USE
PLEASE PURCHASE

Pirates of The Galilean

...Yo Ho Ho~ The Christian Life For Me!



NAME _____ GRADE/AGE _____


ADDRESS _____

PARENTS _____ TELEPHONE _____

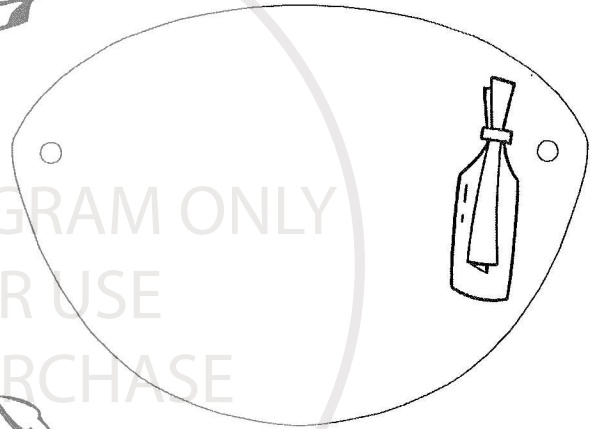


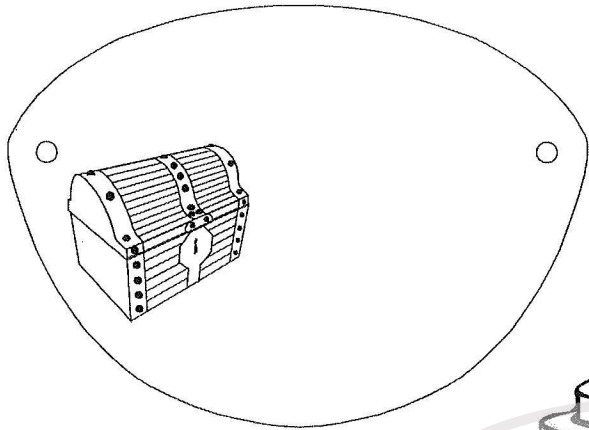
EMERGENCY CONTACT _____

EMERGENCY CONTACT TELEPHONE _____



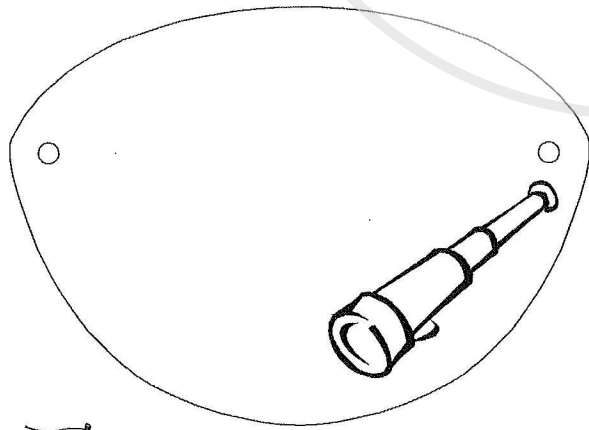

SPECIAL INFORMATION:



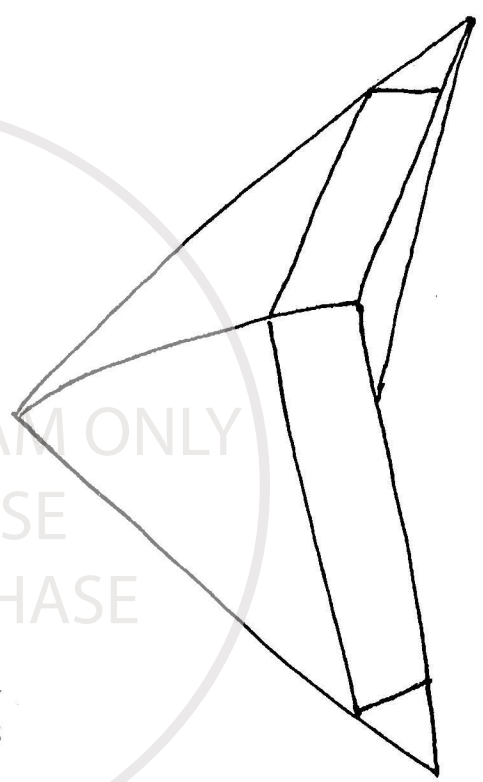
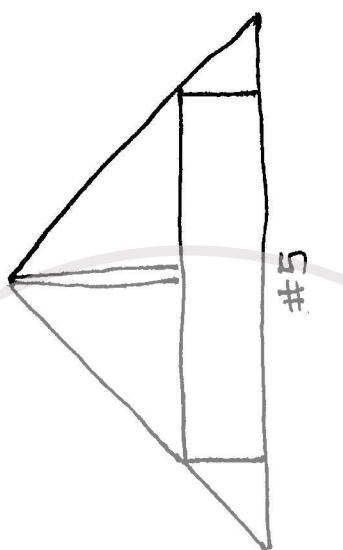
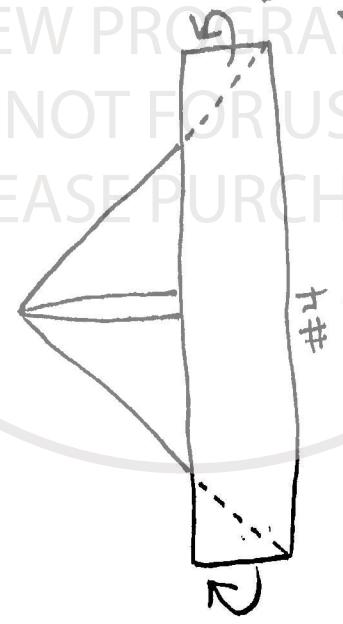
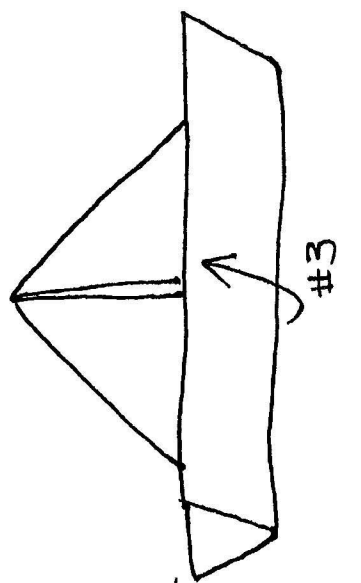
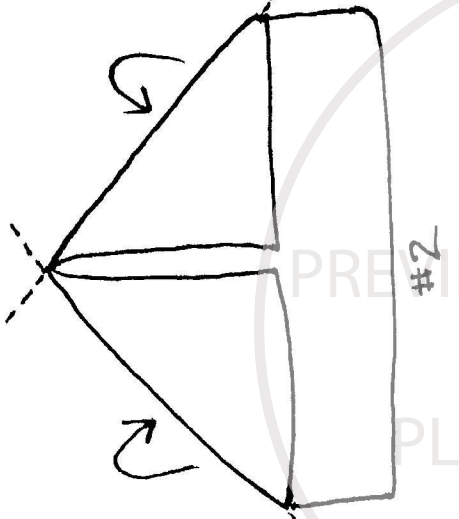
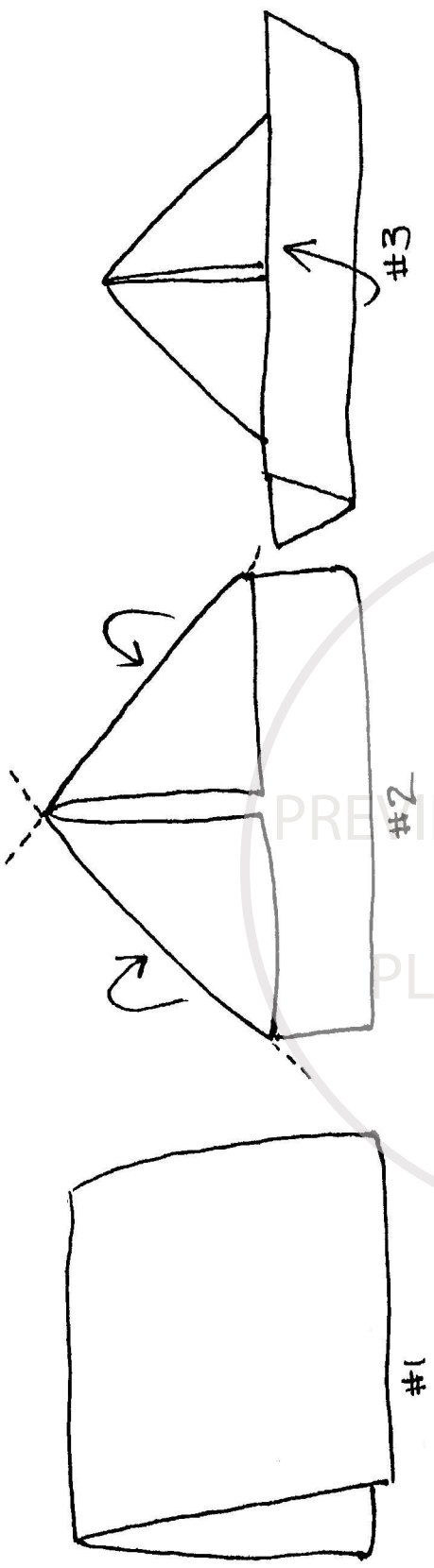
Pirate Eye Patch



PREVIEW PROGRAM ONLY
NOT FOR USE
PLEASE PURCHASE



Print on cardstock, punch out holes and add elastic cord!



PREVIEW PROGRAM ONLY
NOT FOR USE
PLEASE PURCHASE

ALLERGIES (FOOD/ENVIRONMENT):

Publicity

Permission to Board Ship, Sir!

Publicity is vital to Vacation Bible School.
Be clear and concise.

Church Bulletin. Advertise for leaders. Print reminders in the weekly church bulletin until *Pirates of The Galilean* begins. Include registration forms when appropriate.

Church Newsletter. Print quick, catchy announcements and include registration forms in the monthly church newsletter.

Worship Service Greeters. Greet people coming into church. Dress in costume. Place one or more students near the door. Distribute registration forms and basic information. This is a great reminder that this event is coming soon. Be sure to say, "Aargh!"

Local Newspaper. Take photographs of people in costume. Send a news release before the week to insure publication. Invite a local news reporter and photographer to write a feature story.

Coloring Contest. Sponsor a Sunday School coloring contest. Choose one picture. Display completed pictures. Award prizes to create excitement.

Letters To Kids. Send a letter to potential students. Address it to the child. Fold it like an old map!



Visit The Pulpit. Visit the pastor during announcement time. Give this your best effort. Excite the congregation. Wear a costume and give basic information.

Local Television. Ask your local television station to film a feature story. This is great publicity and encouragement. Do not assume a crew will not come. Call and ask! Use the local television cable advertising station to print a few lines about your event. This is free or inexpensive.

Newspaper and Magazines. Does your denomination have a communication network? Send pictures and a well written article. You may be pleasantly surprised to find your church featured in the next edition.

Signs and Posters. Although considered the least effective, placing signs and posters in stores, offices and well traveled spots brings attention to your program. Attach tear off sheets stating basic information.

Twitter, Facebook, Google + and more! Use every tool in your digital arsenal to tell people about Vacation Bible School. Ask people to spread the word to their friends on the internet. Start a Facebook page solely for the purpose of sharing VBS information.

Telephone calls. Use last year's attendance information. Assign a phone committee to call families. Give basic information in a cheerful and friendly voice.

Church Sign. Place a large sign outside the church announcing dates and times. Design the sign in the shape of a pirate map just for fun!



Get The Big Picture...

Photography



Pictures are a unique way to remember the work and the rewards of a bright, visual week. Ask your church photographer to wear a pirate costume and to enter each activity with enthusiasm.

Encourage Visitors To Bring Cameras

This is a great way to involve parents and church members who visit each decorated area. Amateur photographers usually stand at one side to take pictures and should not disrupt events.

Photography Crew

Assign a small crew to take pictures. This can be a mixture of volunteers or one person who takes responsibility to capture the week in photos.

Digital Photography

Put digital pictures on a website like www.smugmug.com. Families can purchase their choices at inexpensive prices on their own time. The church can choose pictures to display for the site.

Create a slide show that can be shown in church after the event. Take pictures for the monthly newsletter and church library.



Video

Delegate one person to video all events. Some activities can be staged for filming but it is fine to record events as they develop.

Selling Pictures

Be prepared to quote prices. Do you want to cover the cost help defray expenses? Prepare a sign up sheet including the cost. Provide sign up sheets along with the cost and size of print.

Display Pictures

Consider viewing pictures during OPEN HOUSE. Prints may be placed on a wall/bulletin board and video may be shown on computers in the snack area.

Notes:

PREVIEW PROGRAM ONLY
NOT FOR USE
PLEASE PURCHASE





Dress Like A Pirate!

*“God’s Word warns us of danger
and directs us to hidden treasure.”*

Psalm 19:11

Aye Mateys! All leaders dress as pirates. Let your ‘scoundrel’ imagination run wild! Check with costume shops! The same style outfits can be worn by male and female pirates. Wear outfits that are fun and funny—over the top!

Get ready for pirate adventures on the high seas. Become a salty-looking character in search of hidden treasure, prepared to fight anybody who gets in the way. It’s a long voyage for real swashbucklers so find the hats, feathers, earrings and outfits that kids of all ages will enjoy!

The Real Thing

Pirates didn’t just wear the same style of clothes, like fashion today it started from something simple and grew. There was fashion called ‘slops’ that consisted of a canvas doublet (snug fitting buttoned jacket) and breeches (above the knee trousers), knitted caps, cotton waistcoats and drawers, stockings, linen shirts and shoes.

The choice of clothing didn’t just depend on the fashion, fabrics and colors depended on how wealthy they were; crimson, violet, purple and deep blue were the most popular. It also depended on what clothing had been stolen, the clothes of pirate seamen were nearly always mismatched with multi-colors and this is how they got their name: The Motley Crew!

Captain clothing was different. Captain Bartholomew Roberts was a flamboyant dresser. His waistcoat and breeches were made of velvet in rich crimson. His hat was decorated with an exotic red feather. An expensive satin and leather sash diagonally decorated the front of his coat and a sash was tied around his waist. His clothes were adorned with gold jewelry and ornaments.



Pirates Of The Galilean

Essential accessories: Wear a black eye patch. Add one large, hoop earring. Make a hook for one hand and a peg leg (works well for seated story teller). A shoulder parrot tops off the look.

Tip: Want to make a hook? Cut a slit in the bottom of a plastic cup. Cut a hook shape out of cardboard, wrap with foil and slip it through the slit in the cup.


Shirts/Vests: White, puffy sleeves look terrific but plain white shirts work just as well. Add a short vest over the top of the white shirt. Try wearing a loose fitting tunic or large t shirt tied in the middle with rope or long scarf. Wear red and white horizontal striped t-shirts. Check out www.veggiegear.com for terrific Pirate t-shirts!

Pants/Shoes: Wear frayed black pants, cut off jeans or capri pants. Wear a rope belt or long sash/scarf belt. Sling a wide leather belt over one shoulder and under an arm. Add black boots or sturdy black shoes. Place large buckles on each boot. *(Buckles can be made using cardboard covered in foil.)*

Hats: Wear a bandana tied to one side with a knot. Over the bandana wear a black, tri corner hat *(available at Oriental Trading)*. Instead of the tri corner, make a homemade paper hat. *(See our instructions.)* Design an alternative symbol to the jolly roger. We include a sample heart and cross pattern that can be reduced or enlarged, cut in felt and glued to the center of any hat.

Notes:

FYI: A pirate is a person who robs or plunders at sea. Pirate crews were treated much better than navy crews who were treated poorly and paid low wages. The Golden Age of Piracy lasted just over 100 years from the 1500's to the mid 1600's. There are still real life pirates sailing the oceans today. They are most common in the Caribbean but reports come in from all over the globe. To observe a pirate changed by faith in Jesus would be an amazing concept!





Daily Opening:

Treasure Trove Lagoon

“Not all treasure is silver and gold.”

Introduce events, pray, make announcements, collect offering, spark enthusiasm and sing. *Treasure Trove Lagoon* skits establish pirates, provide humor and introduce spiritual themes.

Old Sea Legs ~ Director

The Vacation Bible School Director is Captain of the Ship. Dress as a pirate every day. Prepare the entire crew for their pirate adventure.

PLEASE PURCHASE

Spiritual Theme

The pirate's most important goal in life is to find and protect their treasure. Students learn what true treasures are in the Christian life and have fun hearing Bible stories about treasures on earth and treasures in Heaven.

Decorate

Design a fun and colorful visual focal point. Create your own pirate atmosphere using supplies available locally. Keep it simple! Choose from ideas listed in the curriculum and use your imagination.

Create a Pirate Scene: Set the stage for a fun day with pretend palm trees, sand, rolled up treasure map tied in middle with a scarf or fancy cord, rocks, shovels, parrots and a large treasure chest dripping with 'jewels'.



Shipwreck Items: Toss wooden barrels, large ropes, wooden planks and nets in one corner.

Island Accessories: Enhance the tropical island ambiance. Real pineapples, silk ferns and large artificial flowers make the area 'pop'.

Make large palm trees with carpet tubes (*free from carpet stores*). Spray paint brown or black. Add construction paper palm leaves at the top. Scatter a few real coconuts on the floor.

Flag: Hang a large Christian flag at the lagoon. This represents the flying of the colors for any self respecting Christian Pirate. Add other jacks (*flags*) as desired.

Background music: Purchase CD's of pirate sea chanteys from www.amazon.com. These sea songs add the feel of the Caribbean.

Collect Offering

Collect 'Gold Doubloons' (offering money) in a unique container. Consider metal or wooden buckets or fabric bags tied with rope. Ask someone to hold the containers as guests enter the Opening area. Students give their offering before they find their seat. Decide where to donate the offering and if a special cause is designated, let families know. There are many worthy ministries the children can support.

Watch The Time

Begin *Treasure Trove Lagoon Opening* on time even if students and staff are still gathering. Welcome the group, sing a few songs, make announcements, perform one short skit and dismiss. End on time to allow groups to get to their first activity center promptly.



Opening Skits:

Featherhead's Lost Treasure



*No Memorization. Rehearse casually.
Speak clearly. Dress like pirates.
Ham it up! Have fun!!!*

The Opening is the perfect time to introduce Featherhead and his misadventures to get the motley crew laughing before their own daily pirate adventures.

Featherhead The Pirate and Captain Cutlass

Featherhead The Pirate is a clueless pirate who has lost the ship's treasure. He knows he's going to be in big trouble with Captain Cutlass so he tries to talk his way out of dire consequences.

Hilarity ensues as these pirate rogues try to outsmart each other. Captain Cutlass is the strong but fair Pirate Buccaneer. He is convinced the truth will make you free. A war of words...pirate words...ensues. In the end they discover that doing things God's way is the true treasure.

Characters carry treasure maps, spyglasses, walking sticks and fake parrots—as available. The characters should be loud, self assured pirates. Use microphones when possible.

Just for fun! Featherhead avoids Captain Cutlass. Characters appear randomly in activity areas asking if the other has 'showed up'. This gives the appearance that the 'chase is on' between the pirates!



Monday

Featherhead's Lost Treasure

Memorization is not necessary.
Speak clearly. Dress in costume.
Ham it up! Have fun!!!

ACTORS: 2 Pirates (male or female) meet at the Treasure Trove Opening.

FEATHERHEAD: (Carry a large rolled treasure map. Walking from the back of the room...singing loudly) "Yo, ho, ho and a bottle of pop". (Calling...) Ahoy there! I had me a scurvy crew. Where be ye?

(Turning to audience...) Perhaps ye might be helpin' a poor pirate in his hour o' need. Have ye seen me Cap'n? (Gesturing...) He be about this tall and this wide. He wears a grin on his face most times. Maybe not on this fine day...but most days.

Who be me, ye ask? Featherhead's me name and cheatin' be me game. Don't be messin' with me, being such a mighty bad pirate, don't ya know? Been one nearly all me life. Arrgh! The bad parts just might be catchin' up 't me on this very day. I buried Captain Cutlass' treasure chest and 'sink me' if I can find it again.

Me Cap'n won't believe me. Not that he should, mind ya. I been a cheatin' scoundrel all me life. But 'cross me heart and hope to die' this time I didn't steal the booty. I hid it here in Treasure Trove Lagoon. But....where? I just can't remember.

Me treasure map ain't helping a bit. I forgot to mark the X. Now, thar be an unforgivable sin fer a pirate. Ya always gotta mark yer X for treasure finding. That be Rule number one in the pirate-ing business.

CAPTAIN CUTLASS: (Shouting from back...) Featherhead! Featherhead! Ye worthless scurvy dog, where be ye? Ye better have me treasure, ye old bilge rat, else I be makin' ya walk the plank!



FEATHERHEAD: *(Cringing, finding a place to hide.)* He be coming. Where can I hide? I need more time to search for the pirate booty.

CAPTAIN: *(Running to the front...)* Stop right there, ya rascally scallywag! I found ya. You didn't think you could escape the clutches of yer old Cap'n, did ye?

FEATHERHEAD: *(Nervously saluting...)* Aye, aye, Cap'n Cutlass. Always at yer service. Here be yer faithful pirate, Featherhead the Pirate. Has me other mates mentioned how good yer's lookin' on this fine day? Lost weight? Took a bath?

CAPTAIN: I been looking for you Featherhead. I got big, big news!

FEATHERHEAD: Big news. Hmmm. Did ye find the treasure?

CAPTAIN: No. Why should I find the treasure? You got the treasure buried at the X, right?

FEATHERHEAD: *(Nervously)* Got that right, Cap'n. Featherhead always on the job.

CAPTAIN: Me news is bigger than buried treasure.

FEATHERHEAD: There be nothin' bigger than treasure.

CAPTAIN: This news is 'treasure filled' but different.

FEATHERHEAD: There be nothin' bigger than treasure.

CAPTAIN: Will you please let my tell you me big news?

FEATHERHEAD: Tell away!

CAPTAIN: I be a fearsome Buccaneer but I met me match. This might surprise ya so hang on to the mizzenmast...I now be a Christian!

FEATHERHEAD: *(Pass out...right down on the floor.)*

EXIT



Tuesday

Featherhead's Lost Treasure

Start today's skit with Featherhead still passed out on the floor.



CAPTAIN CUTLASS: *(Looking down at Featherhead)* Whoo boy. You took me big news harder than I thought. Come on up here you crazy pirate. I gotta talk at you.

FEATHERHEAD: *(Confused)* I must a ate something bad. I coulda swore you said you now be a 'Christian'. Anybody knows pirates can't be Christians! No how. No way. Ye can be a pirate or ye can be a Christian but ye cannot be a Christian Pirate. It just ain't right!

CAPTAIN: It is right as rain, Featherhead. This here Captain Cutlass is a bon-e-fi-de Christian. Signed, sealed and delivered to Jesus Himself.

FEATHERHEAD: *(Laughing)* Nah, ya don't say. A true Jesus believin' Christian? Now that's hard to believe as truth. Cap'n Cutless is known far and wide across the high seas as the blood thirstiest, dark hearted, low down, mean, jack tar privateer ever been born. Why, ye can hornswaggle the spots off a tiger fish.

CAPTAIN: Well, ya got me there, Featherhead. I been a hard hearted Buccaneer. But I be planning big changes. This is one pirate captain that is going to be patient and kind to me hearties. I been 'Going On The Account'....

FEATHERHEAD: *(Aside to audience)* He means 'livin' the life of a pirate'.

CAPTAIN: I been 'Going On the Account' many a year and been a mean scoundrel by all reports. Today I be different. Me heart be strangely warmed. I feel like a born again new born baby.



FEATHERHEAD: *(Aside to audience)* This here could be me lucky day. Cap'n might not make me walk the plank for losin' his treasure booty. On the other hand, maybe I should confess. Maybe not. Ya never know if the change to 'Christian' took yet. Cap'n Cutlass might be weak in the knees with love for the gold doubloon and pieces of eight. He never could pass up a bit of the twinkle.

CAPTAIN: Where's me treasure, Featherhead? I gave you the treasure chest, the shovel and treasure map. Were ye worthy of me trust?

FEATHERHEAD: Me? Trusty? *(Saluting...)* Oh yes, Cap'n. I be a trusty swab. Yer treasure's safe with old Featherhead. Yes-siree. That treasure's as safe as safe can be. Couldn't be safer if I had it in me own pocket. Yes-siree that treasure is safe!

CAPTAIN: Go get it, matey. I be needin' me treasure right away. Meet me over by the palm tree and I'll parcel out yer share of the booty.
(Leave the room.)

FEATHERHEAD: *(Pacing. To audience...)* Noooo! What do I do now? How do I get into these messes? I had the treasure right in my hand. I took it off the ship and rowed it up on the shore over there.

I had a shovel and a map. I buried that treasure real deep. And that's where I begin to forget. *(Look at map)* No 'X'. I should see an 'X' on here somewhere's. I plum forgot to mark my treasure 'X'.

Captain Cutlass is gonna mop the lagoon with me when he finds out. Me only hope is that Christian Pirates turn to being nice instead of plank walkin'.

(Walking from room) Oh woe is me. What to do? What to do?

EXIT



Wednesday
Featherhead's Lost Treasure



CAPTAIN CUTLASS: *(Shouting from back....)* Fea-ther-head! Where be ye? I been looking for you all day and all night.

FEATHERHEAD: *(Dejected)* I be here, Cap'n. Right where ye left me. Over here.

CAPTAIN: I don't see treasure with ya. Is it by the palm tree?

FEATHERHEAD: Right. I'll be going along right smartly to fetch it. But...the thing is...I hurt me back somethin' fierce. I need to rest up before diggin' up a heavy treasure. I'm sure you can be waiting another day or two. Think of it as a little vacation, on a tropical island, with balmy breezes and warm sand between yer toes. Doesn't that sound appealing?

CAPTAIN: Pirates don't take vacations with sand in their toes. I need that treasure today. Get to it lad. Find me treasure!

FEATHERHEAD: Oooo-kay. Let's see. I'll dig over here and see what the sand dredges up.

CAPTAIN: You seem unsure where to dig, Featherhead. Just check the X on yer treasure map and that be where ya dig.

FEATHERHEAD: Check the X on the map. I shoulda thought of that. Yep, there she be. Great big X. Right there in the middle of the old map. Here we go. Diggin' fer sure this time.

CAPTAIN: Wait! I need be tellin' you something. I just got to thinking you never heard about Jesus and how He can save your scurvy soul.

FEATHERHEAD: *(Relieved)* Right on, Cap'n. Talk about Jesus. I never heard 'bout Him. All this dirty diggin' can wait. Talk to me...real long.



CAPTAIN: (*Settling in on stage or bench*) Jesus came from Heaven to be a right friendly bloke. God's Son, don't ya know. Only son God ever had. Came as a baby and grew up to be a savin' man. Died for me and you, Featherhead.

FEATHERHEAD: Some bilge rat made 'im walk the plank, huh? It's a dirty shame. A dirty business.

CAPTAIN: Worse. He died on a cross. But that's not all bad. He had to do it so's we pirates could go to Heaven to be with Him when we die. Argh! It's a grand and glorious tale! All I had to do was pray a prayer to save my own scurvy soul. I prayed it and now I'm a Jesus believin' Christian. I'm changed, I tell ya. I'm changed.

FEATHERHEAD: I don't see the point in believin' in a guy who got sent to Davy Jones' Locker.

CAPTAIN: Shiver Me Timbers, you blockhead! Jesus didn't stay dead. He rose up from the dead as happy as ya please and that's how Jesus became our Savior. He's sittin' in Heaven right now, watchin' us. You can be a Christian too, Bucko. All ya have to do is say yes and pray the sinner prayer.

FEATHERHEAD: Uhhh, Cap'n Cutless, I got somethin' to tell ya. I don't know quite where to begin. It's about yer treasure. It's me X on the map. I can't, I can't... (*Run away and disappear*)

CAPTAIN: Blimey, I didn't mean to upset him. I bet he's findin' me treasure. We'll catch up to you mateys later. Enjoy your day running the ship and searchin' the islands. Let yer Buccaneer pirates guide you straight to Jesus. (*Calling...*) Featherhead! Wait fer me. I got more words to say.

EXIT



Thursday

Featherhead's Lost Treasure



FEATHERHEAD: (*Sneaking in from back. To audience....*) Have ya seen him? Captain Cutlass? He's gonna keelhaul me fer sure. I still can't find that treasure. He'll never believe this old scallywag. I forgot to put the X on me treasure map and I could dig all day and all night without a clue to where it be.

Me Cap'n says he be a Jesus believin' Christian Pirate but how can he forgive this old scurvy dog? He'll make Featherhead walk the plank for sure! I'm such a dunderhead.

CAPTAIN CUTLASS: Featherhead! Friend! I looked high and low for you. Hand over me treasure, mate. I have need of gold doubloons.

FEATHERHEAD: (*Nervously*) Umm, Cap'n? I have such a fearsome pirate talk to tell ya. It's more funny than fearsome, truth be told. You'll get a kick out of it. Ye got a grand sense of humor, ye bein' a Christian Pirate and all.

CAPTAIN: Featherhead? Where is me treasure? Did ye spend me gold doubloons? Did ye hide that treasure so's I can't find it? Fess up, pirate.

FEATHERHEAD: Ye know I been a faithful matey all me days. I'd climb the highest mast and swim the roughest seas fer me Cap'n. Ye know I would. I served under yer Jack nigh these many years. I hid the treasure, just as ye commanded. I really did...but....

CAPTAIN: (*Shouting....*) But what? Where be me treasure?

FEATHERHEAD: Now, Cap'n. Like I say, it be an accident. Don't be mad at yer favorite mate.

CAPTAIN: (*Speak slowly through clenched teeth*) I-am-not-mad. I want to understand where me treasure come to lay. Speak now, Featherhead, or I swear....



FEATHERHEAD: Oh Captain, I don't think Jesus believin' Christians is supposed to 'swear'. I remember hearing that someplace. Yep. Yep. No swearing. It's of them commandment rules all Christian Pirates gotta follow.

CAPTAIN: Featherhead....

FEATHERHEAD: I know, I know. Where be ye treasure? It was like this. When we landed at Treasure Trove Lagoon, twas a dark and stormy night. I drug that heavy chest step-by-step to a secret spot. It was a hard job, but I did it fer love of me Cap'n. I buried it deep and I covered it over so's nobody would find it...ever. And then....

CAPTAIN: And then?

FEATHERHEAD: I'm gettin' to it. Give me a minute. Oh Captain Cutlass, don't make me walk the plank. Did I mention I can't swim? I'm just a scallywag of a pirate, not meanin' any harm. Here's the thing...I forgot to make the X on me treasure map. I plain forgot.

CAPTAIN: (*Pacing*) You forgot? Tell me, Featherhead, what's the first rule of piratin'?

FEATHERHEAD: (*Head down*) The first rule of being a pirate is "always mark yer X on the treasure map." I'm sorrowful sorry, Captain. Real sorrowful sorry.

CAPTAIN: I'm sure you are mate. Well, bloke, it's time to live up to yer sin. There's nothing I can do, except....

FEATHERHEAD: Oh Cap'n, surely you don't mean....

CAPTAIN: Follow me, Pirate Featherhead. Follow me.

EXIT



Friday

Featherhead's Lost Treasure

*Featherhead walks slowly from back with head down.
Captain Cutlass follows looking sad and stern.*



FEATHERHEAD: Please don't make me walk the plank. Did I mention I can't swim? I'm sorrowful sorry I didn't mark the X for your treasure. Let me dig. I'll remember soon enough. Since you're a Christian Pirate and all...give me one more chance.

CAPTAIN CUTLASS: You admit you know the first rule of piratin' is mark your X on the treasure map. I got no choice, bloke. It's time to live up to yer sin.


FEATHERHEAD: Oh Captain, Please! Surely you don't mean....

CAPTAIN: Yep. I will take the blame fer you with me hearties on board ship. I'll tell 'em it was MY fault the treasure got lost. It's me own fault for losin' their hard earned wages. T'wasn't stolen pieces of eight, but cargo this honest crew worked for...fair and square.

FEATHERHEAD: T cannot allow you to take me blame. Twas me that failed the crew. Twas me that lost their pay. Tell 'em the truth. I'll take me punishment like a pirate. But...by any chance you got any of them little pink nose plugs and them little water wingy's to put around me arms? Just a little help for the end of the plank?

CAPTAIN: Jesus took me own punishment. Jesus died for me. I deserved it after all me wild pirate livin' but Jesus took it from me. His dyin' did the same for you, mate. None of us pirates get what we deserve. I can do something for you that nobody else can do...not even yer sainted mother.

FEATHERHEAD: Ahh, me sainted mother. Sniff.....she was a wonderful woman. Only hit me with a fryin' pan when I really needed it.



CAPTAIN: It's your turn, Featherhead. No more messin' with the pirate life. Let's see what God can do when a really bad pirate meets Jesus. Will ye keep to yer wayfaring ways or will ye turn to Jesus and be born again like a new baby?

FEATHERHEAD: Walkin' the plank ain't nothing. Livin' a pirate life is gettin' bad. I'm ready to make me heart clean. I'll pray the sinner prayer, Cap'n. I mean it. I will live for Captain Jesus everyday. Thank ye, Sir. What ye did fer me is a true treasure but what Jesus did for me is worth a King's Ransom!

CAPTAIN: Don't thank me Featherhead, thank Jesus. I be only one scurvy pirate leading another scurvy pirate to God. Jesus did the hard work. He waits for every strong man and lad, every lovely wench and lass to ask Him to be forgiven.

FEATHERHEAD: *(Bows head) Jesus I know I sinned. I want to change and become Your child. Forgive me. Come live in me. Make me clean. I will follow You all my days. In Jesus' Name, Amen.*

Thar! That be settled. Now I be a Christian Pirate. I got a lot to learn but there's time to learn it all. Then I can see Heaven bye and bye.

CAPTAIN: Let's talk to the crew. Maybe we can dig up that treasure after all. They'll be eager to help when they hear about TWO scurvy pirates meetin' Jesus.

PLEASE PURCHASE

FEATHERHEAD AND CAPTAIN CUTLASS
LEAVE THE ARENA ARM IN ARM,
WAVING TO THE AUDIENCE,
SHOUTING PIRATE FAREWELLS:

Arrgh, Fare-thee-well Mateys!
Yo Ho Ho! Hoist Yer sails fer Jesus!
Anchors aweigh for Heaven, Buckos!

EXIT



Open House:


Fare Thee Well Wayfaring Ways!

Until we meet again...

*May the **kindness** of God precede you.*

*May the **wisdom** of God be with you.*

*May the **light** of God follow you.*



Students and teachers show off decorated Pirate workshops, sing songs and eat. Families tour *Pirates Of The Galilean*, and enjoy a summer evening in your church.


All costumed teachers and helpers are responsible to be in their work area during Open House.

Choose an Open House time so a high percentage of parents can attend. If the week ends Friday, plan a Friday program.

If VBS is in the evening, do not eliminate student's last day of programming. Some churches present their closing program on Sunday. Eliminate the Open House if no common time can be found.

Fare Thee Well Schedule

- 7:00 P.M. Welcome and Opening Prayer
- 7:02 P.M. 'Old Sea Legs' Director Introduction
- 7:07 P.M. Students Sing!
- 7:10 P.M. Recite Scripture Verses
- 7:15 P.M. Students Sing!
- 7:20 P.M. OFFERING
- 7:25 P.M. Teacher Appreciation
- 7:30 P.M. Students Sing and Close In Prayer
- 7:40 P.M. Dismiss group to tour all areas
- 8:30 P.M. Staff begins Clean Up



Hornswaggle's Harbor!

Teller Of Tales

This OPTIONAL fifteen minute segment provides rest and a delightful continuing story.



Who Is Hornswaggle? Greet small groups and tell a continuing daily story with pirate panache! Choose a quiet room far from noisy activities. Students hide away and hear a five day story in fifteen minute segments. Be the grand 'Teller of Tales'!

Costume? Become 'Hornswaggle The Pirate'. Dress as a ragged, tale telling pirate and play the part as groups arrive and leave.

Decorations? Find a quiet indoor or outdoor spot. Seat students on the ground/floor. Create a corner where Hornswaggle sits on an old wooden rocking chair, surrounded by pottery, ship parts, treasure chest with 'jewels' draped around it and other treasures pirates might hoard. Scatter floor pillows where students can relax. Blow a gentle fan across the dimly lit room. Create a quiet, story telling atmosphere.

Who Hears The Story? All student groups visit daily. Preschool students are scheduled but if they cannot pay attention, substitute another activity. Discuss choices with the preschool team.

What Story? Our suggested story is **CALAMITY**, a five part Conley Twin adventure with complete 5 Tell Aloud chapter story and flip chart line drawings.

Order separately from *CLOSE ENCOUNTERS MINISTRIES*. 1-888-2236-5433

OPTION: Show pirate DVD's offered separately by the Veggie Tale gang!




Songs Of The Sea:
Sea Chanteys

"Sing to the Lord a new song...."

Psalm 33:3a

Sea Chanteys is a fifteen minute daily music session for small groups. Students sing choruses of your choice. Choose upbeat, easy to sing songs from your music library or songs we suggest. Plan more music than needed in case songs are learned quickly.



For Your Information: What Is A Sea Chantey?

Chanteys (Shanties) are work songs sung on the square rigged ships during the Age of Sail. The rhythms coordinated the tugs of many sailors hauling the lines. Much loved by modern sailors and folk musicians, these old songs are rarely used for working today. Modern rigging doesn't require many people working the same rhythm for long periods.

Traditional Chanteys are grouped into three types: **Short Haul** Chanteys for quick pulls in a short time. **Halyard** Chanteys for heavier work with more set up time between pulls and **Capstan** Chanteys for long, repetitive tasks requiring a sustained rhythm but not involving working the lines.

(Shanty.rendance.org)

Decorate!

Fill the space with pirate booty. Or meet at *Treasure Trove Lagoon* requiring no extra decorating. Make the area bright and fun. Attach pirate signs to the walls: "Learnin' Yer A-B-Seas", "Seek True Treasure", "Sing Til Ye Blow The Man Down", "Sing to the Lord a new song...." (Psalm 33:3a), etc.



Pirate Songs With A Jesus Theme!

There are many music options. We'll give you a push and then you make your own fun choices!

Pirates Of The Galilean Melodies

Five original pirate songs from Glory Sound Studios in Winston Salem, NC are featured. Order separately from *CLOSE ENCOUNTERS MINISTRIES*. The music package includes double channel CD with sample voice and performance tracks, printed piano music, lyric sheets for 5 new Christian pirate songs. Call, order online to be shipped or save shipping and time by using the **INSTANT DOWNLOAD** option. (Follow directions at www.cemlife.com)

CLOSE ENCOUNTERS ALSO OFFERS THESE GREAT CHOICES:

Great Big Praise For A Great Big God

Book One 117 Fun, Exciting, Singable Songs for **Younger Kids**, Lillenas Publishing Company. Book + CD Pack available.

We Like These: *This Is The Day, Ho Ho Hosanna, O How I Love Jesus, Hallelu, O How I Love Jesus, God Is Bigger Than the Bogeyman* + more!


Great Big Praise For A Great Big God

Book Two 100 Fun, Exciting, Singable Songs for **Older Kids**, Lillenas Publishing Company. Book + CD Pack available

We Like These: *Lord, I Lift Your Name on High, Awesome God, What A Mighty God We Serve, Great and Mighty* + more!

Veggie Tales Pirate Music

We hesitate to mention a specific Veggie Tale web site to purchase the "Pirates Who Don't Do Anything" DVD, CD and other music because there are so many and you might find a great deal at www.amazon.com or www.ebay.com



Search the internet for fun Christian pirate themes to add to your music activities. Look for: **Pirates Boat Load of Fun** (*Split Track CD of 15 great pirate songs*) *The Slowest Ship On The Ocean, That's Where My Treasure Is, Wide As The Ocean, The Ballad of Jonah (Gilligan's Island Theme)* + more!

Fun Pirate Songs With Familiar Tunes!

Christian words to familiar melodies are easy to teach and fun to sing. Lyrics only. No CD or piano sheet music available. Just have fun singing a capella!

Popeye The Sailor Man

I'm Christian, the Sailor Kid!
I'm Christian, the Sailor Kid!
I'm strong to the 'finich'
With Jesus, I'm in it!
I'm Christian, the Sailor Kid!



PREVIEW PROGRAM ONLY
NOT FOR USE
PLEASE PURCHASE

Blow The Man Down

I'm a deep water sailor just come from Hong Kong
Way Hey, Jesus is King.
I've learned how to pray and I'll sing you a song.
Give Him your life, 'Cause Jesus is King.

Come all ye young fellows that follow the sea
Way Hey, Jesus is King.
Now please pay attention and listen to me,
Give Him your life, 'Cause Jesus is King.

Come all ye fair lassies that wait on the shore.
Way Hey, Jesus is King.
Follow the Savior and He'll give you more.
Give Him your life, 'Cause Jesus is King.



Now listen up pirates, you sail in the morn
Way Hey, Jesus is King.
Study the map and His treasure is yo'rn.
Give Him your life, 'Cause Jesus is King.

Pay attention to orders, now, you one and all
Way Hey, Jesus is King.
Start living for Jesus, and stay on the ball.
Give Him your life, 'Cause Jesus is King.

There's tinkers and tailors, shoemakers and all
Way Hey, Jesus is King.
We'll soon meet in Heaven whenever He calls.
Give Him your life, 'Cause Jesus is King.

Early In The Morning

(Tune: What Do You Do With A Drunken Sailor?)

What do you do with a tired Christian?
What do you do with a tired Christian?
What do you do with a tired Christian?
Early in the morning!

CHORUS: Yo-Ho, up she rises Yo-Ho, up she rises, Yo-Ho, up she rises!
Early in the morning.

2. Put him in the long boat 'til he's trustin'
3. Pull out the Bible, read it often
4. Heave him by the leg and drag him to church
5. Love him with hugs and love him with patience


Jesus Loves Pirates

(Tune: Jesus Loves Me)

I'm a pirate! That I be! I sail me ship upon the sea!
I stay up late, 'til half past three! And that's a peg below me knee!

CHORUS: Jesus loves pirates! Yo-Ho-Holy pirates!
Jesus loves pirates!
I know that He loves me!

I like to fish, I like to fight,
I like to stay up half the night!
When I say "starboard" ye go right!
Me ma, she says, "Ye look a fright!" **CHORUS**



I've got no hand but that's me hook!
I pillage stuff but I'm no crook.
Me booty's in this chest I took.
They'll write about me in a book! **CHORUS**

That's all there is to this fine song.
I hope it hasn't been too long.
A pirate's life might just be wrong.
So grow up nice and kind and strong! **CHORUS**

Sing For My Savior All Day

(Tune: My Bonnie Lies Over The Ocean)

I travel along God's Great Ocean. I float above water all day.
I increase my spirit's devotion and find I can serve him today.


CHORUS: Sing now, sing now, I sing for my Savior all day--all day.
Sing now, sing now, I sing for my Savior all day!

My Jesus has given me peace. My Jesus has given me bliss.
My Jesus has given me treasures. My Jesus I thank You for this. **CHORUS**

Notes:

NOT FOR USE
PLEASE PURCHASE

FYI: The Pirate song "Fifteen men on a dead man's chest" reflects a tiny island named 'Dead Man's Chest' in the British Virgin Islands. Pirate stories claim the notorious pirate, Blackbeard, marooned 15 of his pirate crew on 'Dead Man's Chest' as a punishment for their mutiny and desertion!



Pirate Games....

Walk The Plank!

Enjoy this fifteen minute small group recreation time. Decide which games are the best for leaders and children. Use active, fast paced activities that encourage running, jumping, laughing and friendship!



Decorate!

Choose an indoor/outdoor area large enough for running, jumping, ball, relay and circle games. Select a grassy spot away from traffic. Fill the area with colorful "Jacks" (flags) and brightly colored pennant banners (Oriental Trading Company).

Dress Up!


Become swashbuckling pirates ready to fight for honor and might! Have fun being the game leaders.

Game Stuff!

Gather supplies according to the equipment needed for each game. Choose age appropriate games. Play gentle games with preschool. Enjoy rough and tumble activities with older students. Keep a few simple first aid items nearby.

Gimmee Booty!

Offer small prizes to every child. Soft candy is popular (No hard candy). Award stickers or tattoos, plastic rings or necklaces or other tiny prizes make the events fun!



Walk The Plank Games

Play traditional games!
Purchase a game book for more ideas!
Use our personal pirate favorites!

Water Cannons


Supplies: Pre filled water balloons! Place them into laundry baskets for safe travel. One 'treasure chest' with fun treasures in middle of field of play.

Play: Divide pirate players into two teams standing on opposite ends of the field of play with equal number of water balloons. Goal: Capture the treasure chest first. Toss water balloons to keep the enemy away. The challenge: The capturing pirate must not be wet from any balloon. If wet, the other pirate crew gets the treasure chest. Each team must have a strategy before using all their 'cannons': Soak whoever grabs the chest!

Treasure Hunt

Supplies: Small treasures (*plastic gold coins, balloons, plastic jewelry, candy*), Zip lock bag for each treasure hunter. Option: blind folds.

Play: Scatter lots of small treasures in a large area. Throw treas as far as possible. On your signal, players rush to capture as much of the treasure as they can. Make the hunt more challenging by blindfolding each player. Show off treasure when game ends.



Treasure Chest Pinata

Supplies: One pinata for each small group. Treasure chests are available but any pinata works! Treats filled inside and treat bags. Blindfold, stick.

Play: Students take turns hitting pinata. Blindfold player for 3 swats. When pinata is broken, scramble to grab treats.



Pin the X

Supplies: Posterboard treasure map with an X, tape, blindfolds, crayons.

Play: Attach the map to a wall. Blind fold player and spin three times. Approach map with their crayon and place one X as close to the center of the treasure map as possible.

Musical Islands

Supplies: Hula Hoops (one per player). Music

Play: Set as many hoops on the floor as you have players and play music. Pirates must walk around hoops until music stops. They must jump inside one hoop and last player with no hoop is out. Every few plays take away one hoop until only one winning pirate remains.

Walk The Plank


Supplies: Two long, flat boards. Two large water jars. Two large spoons. Two bucket of water. Prizes.

Play: Two teams. Players fill spoon with water at one end of the plank and walk the plank. Place water in the empty jar and give spoon to the next player. The team with the most water in their jar, wins! Play several times so pirates get good at walking the plank! Much laughter!

Cannonball Pop

Supplies: Black balloon 'cannonballs' with prize slips of paper inside. Small prizes.

Play: Pirates toss the black balloons in the air, back and forth to each other without knowing prizes are at stake. At the signal, keep and break the balloon they are holding. They win the prize listed inside the balloon.



Sunken Treasure

Supplies: Child's pool with water. Plastic treasures. Kitchen utensils.

Play: Pirates must get one treasure out of the pool without using their hands. They can hold their breath and 'dive' for it from the side or use any utensil available. This is like bobbing for apples so apples could be used!

Sink The Pirate Ship

Supplies: Two refrigerator boxes, lots of ping pong balls or 'bouncy house' balls.

Play: Team 1 tries to toss as many balls as possible into Team 2's ship within one minute. Count the balls. Team 2 tries to beat that count for a winning team total to see who 'sank the ship'.

PREVIEW PROGRAM ONLY

NOT FOR USE

Panning for Gold

Supplies: Gold spray painted tiny pebbles, child's pool, water 25 lb play sand, aluminum pie plates.

Play: Spray pebbles before the event. Fill pool with water and sand and nuggets. Pirate players pan for gold treasure and trade for prizes.

Notes:



Pirate Feast.... Shiver Me Timbers!

Ship's Galley

Is there anything more fun than pirate food? Serve simple foods and enjoy the company of your Motley Crew!

Host the pirate adventure and make snacks even more fun by giving them pirate names. Serve local favorites or try some of ours!



Decorate!

Create a rough dining area. Set long tables with canvas or burlap covers. Place old lanterns on the tables. Scatter seashells and pirate hats as centerpieces. Add treasure maps and messages in bottles! *Add old life preservers and oars. Print messages: God Loves Pirates! Yo-Ho-Ho, a Christian Life for Me! Come to Jesus, Mateys!*

Feature pirate parrots on the tables. Make cardboard port holes and wrap in raffia or twine. Stack iron pots. Open a chest and fill it with brass and silver treasures. Check your attic, basement and garage for neat old stuff.

Costumes and Serving

Add full aprons to server pirate outfits. If possible, set tables with plates, silverware, napkins and cups before the group arrives.

1. Greet pirates with the sharp ring of a metal spoon hitting a metal pot. Shout *"Avast ye scallywags! Eat yer fill! 'Cause if ye don't, I got rats what will! Arrrrggghhhh!"*

"Well, me hearties, let's see what crawled out of the Bung Hole!" Sound terrible? Ship victuals were stored in wooden casks. The barrel stopper is called the *bung* and the *hole* is called the bung hole. That's all. It sounds a lot worse, doesn't it? You'll make quite an impression when you make that statement!



2. Serve family style on simple trays or platters.
3. Place pitchers of cold drink on each table. Add baskets of popcorn, potato chips or pretzels or a mixture of these "salty" snacks. Add freshly cut fruit.
5. Pray: *"Dear Lord, Who loves the scurviest of pirates, we be coming before Ye with open heart and hungry stomachs. Bless this mess and make it do a body good. For that we'll be a thankin' Ye. In Captain Jesus' Great Name, Amen."*

A Little Mess Music

Play a CD of sea chanteys or find kid's praise choruses to play as background music. The music should not overwhelm snack talk.

Utensils

Paper plates, cups, napkins work best. Easy clean up! Use pirate colors—black, red and gold. Add ship stickers to cups and napkins.


Menu

Give it an authentic pirate touch by naming each snack. Use the simple recipes we suggest or be creative with foods your gang loves.

**AND...You better include Cap'n Crunch Cereal
and Chips Ahoy Cookies somewhere in the week's menu!!!**

GENTLE SUGGESTIONS TO THE SHIP'S MESS CREW

Do not provide alternative "safe" snacks for students who refuse to try unique menu items. Most students are willing to try a "no thank you" helping. Refill when students want more. Do not be held hostage to bad attitudes. If students refuse to eat what is served, they can eat when they get home. Complainers become enthusiastic, proud that they tried something new if you hold the line. The only exception is for students with health concerns and those concerns will be listed on their registration form or verbally communicated by a parent.



Flap 'Jacks'

Serve mini pancakes or waffles with plenty of butter and syrup. Add sausage links and sliced strawberries. Adjust portions as desired.

Banana Boat Waffles

From freezer to toaster then served with Scallywag Syrup or fruit. Top frozen micro waved waffle with sliced bananas and syrup.

Fish Bait

Baskets of goldfish crackers, pretzels and chips mixed together and placed along the tables.

Scurvy 'Dog's' N Dazzlin' Gems

Hot dogs in buns with toppings with sides of colorful jello cubes. For smaller children, cut hot dogs in half.

Gold Nuggets

chicken nuggets. Bowls of dipping sauces on tables: Ranch, honey mustard, ketchup and mustard. Serve with cold drink and fruit.

Whale Brains

What better treat in a pirate ship than the catch of the day! Frozen fish sticks baked in church oven and served with ketchup and milk tartar sauce and dill pickle spears. Add sample sized macaroni and cheese, fruit and potato chips as side dishes. Serve a cold, fruity drink.

Bilge Water Soup

Large pots of vegetable or chicken soup. Add lots of fresh vegetables and noodles. Serve with homemade cornbread.

Walk The Plank Chili With Polly Wants A Cracker

Mild chili recipe. Shredded cheese and sour cream topping. Add celery and carrot strips. Polly's favorite chili cracker is a saltine!

Pirate Ice Cream Saturdays

(Cause Pirates Sleep In on Sundaes!)

Vanilla ice cream and a variety of toppings. Let pirates make their own treat at an ice cream 'bar'.



Hard Tack

2 Cups Flour ½ to ¾ Cups Water
6 pinches salt 1 T. Shortening

Mix all ingredients into a batter and press into a cookie sheet. Bake in 400 degree preheated oven. Remove from oven, cut dough into 3 inch squares and punch four rows of holes, four holes per row into the dough (a fork works nicely). Flip the crackers and return to the oven for another half hour.


Tell the Hard Tack story when served:

Baked hard, it would keep for years as long as it was kept dry. For long voyages, hard tack was baked four times, rather than the more common two and prepared six months before sailing.

In 1801, Josiah Bent began a baking operation in Massachusetts selling 'water crackers' or biscuits made of flour and water. He sold these to gold miners heading to California, Boston sailors and troops during the American Civil War. This company still sells hardtack to Civil War re-enactors.

Pirates would tap their biscuits on the table to knock most of the weevils out before eating. If the biscuit was going to be eaten in a broth, they would dip the sea biscuit in the liquid and wait. "Wait? Wait for what?" They would wait for the maggots to float to the top of the liquid so they could remove them before eating. Some Pirates were so tough, seeing all these maggots and weevils didn't bother them at all. They would eat the hardtack with or without the crawling and wiggling little critters.

Also called: Sea biscuit, sea bread, hard bread, pilot bread, worm castles or ships biscuits.



Pirate Bible Theater....

Jonah's Locker!

Freely Adapted from the Book of Jonah.

Enthusiasm for Christ is contagious.

Has anyone caught it from you?



Tell the story of Jonah in five short daily skits told in soap opera style and lead the *pirates* into a clear understanding of what it means to obey God. This is funny and loosely based on Jonah's adventure-- so actors--keep it light!

Present *Pirate Bible Theater* in a small area where one end can be the 'stage' and the rest of the room is set up to resemble seats in a theater. Change props each day as needed. Keep it simple.

Sign Up!

Display fun wall signs. Print messages on bright fish shapes mounted on paper covered in aluminum foil. Print daily skit titles on large fish!

JONAH'S LOCKER--SUBMERGE SLOWLY WHERE IS JONAH?

FISH ARE FRIENDS OBEY GOD-IT'S A MATTER OF LIFE AND BREATH

NINEVEH -----> THIS WAY

Light Up!

Shine lights up the walls to enhance an ancient and then deep ocean appearance. Use spot lights, small lamps. Turn off all room lights.

Play Up!

Have Fun! Speak up! Enjoy telling this short, humorous version of Jonah's deep sea adventure. If mistakes are made, so what?



Act Up!

Choose a small team of teens and adults. No memorization needed. Actors may be male or female.

Actors: The Narrator attempts to tell the story of Jonah and the Big Fish. However, Jonah and the Big Fish keep interrupting to tell the story because it has just occurred and 'they were there'. Each short skit is less than fifteen minutes to allow time to seat the audience and dismiss casually.

Narrator: The Voice of Reason! Dress as a deep sea diver with mask, fins, diving suit (if available). Become the friendly diver explaining Jonah's dilemma.

Jonah: Wet, upset and looking for answers. Dress in raggedy clothing. Drape a green leaf garland like seaweed. Look generally bedraggled and 'fish eaten'.

Big Fish: Satisfied, self assured, argumentative. Wear black shirt, shorts and consider purchasing a whale hat at www.amazon.com to wear. If not, wear a hand printed sign: BIG FISH

PREVIEW PROGRAM ONLY
NOT FOR USE
PLEASE PURCHASE


Set Up!

If using a large room, one end becomes the stage. Decorate the space to resemble the deep blue sea. Attach several shades of blue crepe paper strips hanging from the ceiling to look like water over the actors. Place underwater objects like sunken boat, open treasure, large rocks, green plants and posterboard fish randomly as desired. Use what is available. Add a special touch of sound with a CD of ocean sounds! Play The Newsboys: "In The Belly of A Whale". Keep it simple and dimly lit.

Eat Up!

Consider serving the audience simple snacks in paper cups. Pretzel sticks, popcorn, chex mix or another favorite makes everything fun!

Notes:



Day One:

Jonah's Locker-Run, Run, Run, Run Away!

Actors: Narrator, Jonah, Big Fish

Narrator: Welcome to the bottom of the deep blue sea! Settle in to enjoy the story of a man, a plan and a great big fish.

Fish: *(Waving)* That's me!

Narrator: Don't pay any attention to that Big Fish. It just wants to be famous.

Fish: I AM famous. Haven't you ever heard of 'Jonah and the Whale'? The whale part...that's me! I'm the star of the show and dinner is included! Yum!

Narrator: No time to waste. Pirates call the bottom of the sea 'Davy Jones' Locker' but this is 'Jonah's Locker' and it's a whopper of a sea tale!

Who am I, you ask? I am the Narrator. I know all, I see all. Nothing gets by the Narrator. Sit back and relax. Trust me to guide your deep sea tour.

Let's face it. People do not obey God. Maybe they don't believe God means business. Can you believe I met a fellow who did not obey God because he was too busy? Too busy! That is the worst excuse I ever heard!



Fish: That's the worst excuse I ever heard too. I'm *never* too busy to obey God. I swim around looking for ways to obey Him and when I find one, I don't think...I just reach out and 'gulp'.

Narrator: Do you really think God wants to use a big fish? You are a fish, just a fish! Oh, wait a minute. There was that one time....

Fish: *(Looking pleased)* Go on.

Narrator: Let me start at the beginning. We'll take our time. This is a great story! I know a guy who has a really bad attitude.

Fish: Jonah.



Narrator: This is my story. Let me say it. ...Jonah.

Fish: Beat you to it. Everyone knows Jonah has a 'mad' problem. That news is so 'yesterday'!

Narrator: Whatever. Jonah, for his own reasons, decided to disobey God. God said, "Jonah, go to the big city of Ninevah. Tell those people I love them and they should change their evil ways."

Fish: *(Sarcastically)* I bet he loved that one.

Narrator: God knew exactly how evil they were and Jonah did too. Jonah decided he knew more than God.

Fish: That can't be good.

Narrator: Not for Jonah. He grumbled and complained, "They don't deserve God's love". He was not going to tell those wicked, evil city people anything. Nope! In fact, Jonah hopped a shipped going the opposite direction.

Fish: I bet that showed God who's boss!

Narrator: Not exactly! Things didn't turn out great for Jonah. Let me introduce you to...well, here he comes now!

Fish: LUNCH! *(Go after Jonah in a threatening manner.)*

Jonah: *(Soaking wet and angry)* Get away from me. I mean it. If you don't spit me out right now, I'm going to do something you won't like.

Fish: *(Hang onto Jonah)* Quit wiggling! That tickles. I have never eaten a meal more mouthy than you. Maybe you're a big mouth bass! Give me some peace so I can digest you and we can all get some peace.

Narrator: Fish! Spit him out! You already tried this and it didn't work. We're here to *tell* Jonah's story not invent another one! Spit! Right now! I mean it!

Fish: *(Make a big production of letting go of Jonah).* Ptttt-tttooey! Blech! He tastes awful anyway. Don't you ever take a shower?



Jonah: I find the more dis-tasteful I am, the safer I am from disgusting fish!

Fish: Not that you wouldn't eat ME if you got the chance.

Narrator: Now, let's not start an argument. We're glad you arrived, Jonah.

Fish: Yeah, right.

Jonah: What did you mean by that?

Narrator: Focus people, focus!

Jonah: I feel after all I've been through that the least that fish can do is admit I am a human being.

Fish: A human bean? I never ate a bean. Oooo, I have a stomach ache. I wonder if it's something I ate.

Jonah: Of course its' something you ate, you dimwit! You ate me!

Fish: *(Sound effect....)* Bu-rr-ppp!

Narrator: We have important issues to talk about, Jonah. Your days in the fish are over. Let's get to how God asked you to obey Him and you ran away.

Jonah: I've had a bad week, month, year. The last place on earth I wanted to be was in that awful city. Evil, every one of them!

Narrator: Calm down, it's over now and I suspect God knew what He was doing so just tell us the story. Start any time.

Jonah: I need time to think about it. I'll meet you back here tomorrow. Same time. Same place. I have to run. *(Run out of room.)*

Fish: Boy, some human 'beans' never change. There goes Jonah, running away from God again.

Narrator: We'll find him. In the mean time, Fish, no more eating people. Do I have your promise?


Fish: See you tomorrow, Narrator. I'm kind of hungry. We'll see what surfaces.

EXIT



Day Two:

Here Fishy, Fishy!



Actors: *Narrator, Jonah, Big Fish*

Narrator: *(Calling)* Here Fishy, Fishy! Here Fishy, Fishy! *(To audience)* Where is that fish? Have you seen it anywhere? We must continue Jonah's tale of woe. For that matter, where's Jonah? *(Calling)* Jonah! Jonah!

Fish: Hail and Fare-thee-well! How be ye this fine sailing day?

Narrator: Now what? You are talking like a pirate. You didn't happen to EAT a pirate yesterday, did you?

Fish: Innocent little old me? Nah, aargh! Oops, excuse me. I mean, aaaarrrrgh. Oops. I had a gourmet lunch. I swam to the surface of the world and there, floating in the sea, was a spicy meat ball. Mmm, I assumed it was a pirate so...I ate him!


Jonah: *(Running in)* Spicy meatball! That spicy meatball was me! Are you listening to me?

Fish: I can hear you. I am just not listening to you, you spicy meatball. I never listen to my lunch. What a bunch of whiners. You say, *(Whining)* "Let me go." "I have to get back to school." "I'm not a food fish." "I'm a good pirate." Why, if I listened to everything my lunch said, I'd starve!

Narrator: I am beginning to understand why God struggled with the two of you. I'm beginning to think the people of Nineveh don't have a chance to know God loves them.

Jonah: I have places to go and people to see. I do not have time to be your lunch. I was glad to escape the first time.

Fish: I'll never let that happen again. You were the one who came floating by me. What's a fish to do?



Jonah: Listen to my story and maybe you will change your diet habits.

Fish: I will listen but don't get your hopes up. I love my lunch!

Narrator: *(To audience)* If any of you are feeling queasy, let me reassure you that Jonah comes out of this adventure finer than frog's hair in February!

Fish and Jonah: *(In Unison)* What?

Narrator: Never mind. Just tell us what happened!

Jonah: It all started when God showed up and told me to head for Nineveh. "They are in a bad way and I can't ignore it any longer," That's what He said. I couldn't believe it. After all the evil things those people did, God still loved them.

Fish: Sounds like a mighty fine God you serve. What happened when you got to Nineveh?

Jonah: Ummmmm.....

Fish: Maybe you can't hear me. What happened when you got to Nineveh?

Jonah: I didn't go to Nineveh. I booked passage on a ship headed for Tarshish, Spain.

Fish: Ahh, Tarshish! I've had some of the best shish-kabob in my life in Tarshish.

Jonah: I never made it to Tarshish either. The seas grew rough and the waves towered over the ship. When it was about to break in pieces, the sailors decided to throw everything overboard to lighten the load.

Narrator: I bet your muscles were sore. You know...all that lifting and toting.

Jonah: Ummmm....

Fish: You DID lift and tote, right?! DID you try to help the sailors save that ship?

Jonah: Not exactly. I took a nap in the bottom of the boat. I was sound asleep when the captain found me. "Wake up", he shouted. "Pray to your God! Maybe your God will see we're in trouble and rescue us."

Narrator: You are not coming off as a great guy here, Jonah.



Jonah: The sailors said, "Let's find out what's going on." They drew straws to identify the bad guy on this ship.

Fish: Let me guess who got the short straw.

Jonah: It was me. All me. I knew before I ever pulled the straw that God had figured out a creative way to get me back to Nineveh. Or, kill me.

Fish: I'm beginning to discover a lot about you, Jonah. Wherever you go, trouble follows. I'm getting another stomach ache.

Jonah: The sailors were terrified. "Confess. What is your work? Where do you come from?" They were shouting and I was honest. I told them I am a Hebrew. I worship the God of heaven who made sea and land.

Fish: I bet that thrilled them.

Jonah: You would think! They said, "What on earth have you done?" I told them about Nineveh and God and Tarshish and running away. They realized I was running away from God.

Fish: You probably should have kept your big mouth shut.
Narrator: Fish, stop the insults! Jonah has had a hard time.

Jonah: Fish is right. They were nice guys. They didn't want to hurt me. They tried rowing back to shore. The storm got worse.

Fish: I remember that storm. I had fun surfing the waves.

Jonah: It wasn't quite that much fun for the rest of us. The sailors prayed, "O God! Don't let us drown because of this man and don't blame us for his death. You are God. Do what you think is best."

Fish: They threw you overboard, didn't they?


Jonah: I can't talk about it. Go away. I cannot believe I disobeyed God and got myself into such trouble.

Narrator: We'll let Jonah take a break but don't miss out on what happens next. You won't believe it!



Day Three:

Chicken Of The Sea!



Actors: Jonah, Fish, Narrator

Narrator: Welcome back to Jonah's Locker. Here, under the sea, we see life (*Get it? Sea-life....see-life?*) from a different viewpoint. Everything looks sparkly and delicious. The fish live in schools and for the most part everyone gets along. Well, except for those beady eyed sharks and an occasional killer whale.

One big fish has a bad attitude and unfortunately for us, and for Jonah, THAT'S the fish we have to deal with up close and personal.

Fish: Pipe down, I'm trying to sleep over here.

Narrator: See what I mean? Not every fish in the ocean is friendly.

Jonah: (*Entering*) I'm ready to tell you more of my fish story. I love God. I really do. I want to obey Him. I just have....let's see, how can I explain this...issues!

Narrator: Issues? Don't you trust God to protect you?

Jonah: Did you ever meet a guy from Nineveh? Meaner than a cat on a hot tin roof! I don't think God could make a difference there.

Narrator: And what did you discover about God?

Jonah: The first thing I discovered is that God means business when He says 'Go to Nineveh'! I bought a ship's ticket for Tarshish on the other end of the world and ended up in a stormy ocean.

Fish: (*Yawning...*) I suppose that's where I come into the story. Yum!

Jonah: Fish, you couldn't help yourself. God appointed you to eat me. I tried to warn you but....Noooooooooooo...you just had to eat me!



Fish: What a stomach ache I had. It kind of felt like lunch was kicking back. Ugh, it took three days to get over that bad food. Food poisoning is what I'm guessing.

Jonah: It was ME! I was kicking and shouting and pulling on your tonsils. I tickled your ribs and I yanked on your ugly tongue, which smells awful, by the way.

Fish: Ooo, sor-ry!

Narrator: This is where I come in. God gave Jonah time to think about his wayward ways. Three days to be exact. During those days, Jonah changed his way of thinking. I guess being in the belly of a whale can do that to a guy.

Jonah: Tell me about it.

Fish: Hey! Didn't I take good care of you?

Jonah: You know, fish, most people don't believe I was even in the belly of a fish for three days. They say the Bible isn't true and it never happened.

Fish: Oh yeah? Trust me, I've got the indigestion to prove it happened.

Narrator: Tell us, Jonah, what is it like to be inside the belly of a great fish. We're hoping we never end up there.

Jonah: First thing I noticed? No windows. And there were lots of strange things floating around that you can't see because it's so dark.

Fish: Picky, picky, picky.

Jonah: I thought I was a goner. It was slimy and smelly....

Fish: Wait a minute, now you are getting personal.

Jonah: I stayed there three days and three nights. I was trapped inside that fish and had a lot of time to pray to God. I asked God to forgive me for running away. I also thanked God for not letting me drown.

Narrator: Good thinking.



Jonah: After the third day God told the fish to spit me out onto dry land. And the fish did just that. I was happy to be out of the dark belly of the fish but boy did I need a shower. All that smelly and slimy stuff? It was all over me!

Fish: Could you try being just a little grateful that I spit you out on dry land? I remember God saying, "He's had enough, fish, time to let him go. Spit him out over here."

Jonah: When I got on dry land I took a deep breath of clean, fresh air and said, "Thank you, God! I'll never disobey You again."

Narrator: And God said....?

Jonah: Oh, right. And God said, "Go to Nineveh." You know, somehow I thought in all the excitement that God would forget about those awful enemies. I figured He taught me a lesson and I could go home in peace and try to tell my fish story over at the village market.

Fish: They wouldn't believe you anyway.


Jonah: That's what God said. I might as well go to Nineveh since I was still alive and this is a fish story God Himself brought to life.

Narrator: So, Jonah, tell us what you did next?

Jonah: What do you think I did? I figured out which way to Ninevah, took a bath, changed clothes and prepared to meet my doom.

EXIT





Day Four:

God Goes Fishing

Actors: *Jonah, Narrator, Fish*

Fish: Welcome back to Jonah's Locker. Now that you have heard my side of the story, it's time to hear God's side of Jonah's big adventure. I went back to the deep ocean and never met up with Jonah again. I'd like to hear what happened so let's check in with him and the Narrator to get an update.

Narrator: *(Entering)* Oh, Hi there Big Fish. You still here? You're not planning on eating any narrators today, are you? 'Cause I'll tell you right now I'm not your type. I'm a little sour and a lot stringy. You want a nice round, soft fish for lunch today. I'm just here to help Jonah tell his story.

Fish: What are you so worried about, Narrator? I would never think of eating a Narrator! I have my standards. Where is Jonah? I don't have all day.

Narrator: Last time I saw him he was thinking about how he had disappointed God and took a bath and made a map to Nineveh. I heard those people in Nineveh are creepy. The Bible even calls them 'wicked'. Not somebody you'd want to meet.


Fish: ...or eat!

Jonah: Oh! There you are. I thought I'd find you over here under the sea. Too much to hope you would both go home and leave me to myself.

Narrator: Fish and I want to know what happened. I see you are back from Nineveh.

Jonah: You know, when I ran away from God it was because I was scared. I thought I could hide from the Lord by sailing far away on a boat. All it got me was a ride in a leaky boat, a storm and this here big fish who ate me!

Fish: Hey! I spit you out, didn't I?



Jonah: Yeah, thanks a lot.

Narrator: We get it. You knew the storm had come because you tried to run away from the Lord.

Jonah: Thanks for the reminder. I told the sailors that I was the reason for the storm and it would stop if they threw me overboard.

Fish: Ah hah! Now the real story comes out! You volunteered to get eaten by a big fish.

Jonah: No! Who knew you would come surfing along at that very moment. Bad timing!

Fish: Good timing! You owe me an apology. I saved your good for nothing life! The Lord sent a big fish (that's me) to swallow up Jonah (that's you) so he wouldn't drown in the sea. Instead of Jonah catching a fish, the fish caught Jonah. God must have a different idea of fishing than people do.

Narrator: I don't know why you are in such a bad mood, Jonah. You didn't drown. You spent three days and three nights in the belly of the fish. You prayed to ask forgiveness for running away. Sounds to us like things were working out pretty good.

Jonah: After three days, the fish spit me out safely on the beach. I guess that was a blessing.

Fish: You all heard it! He said it. I'm a 'blessing'. Want to say that again, Jonah? A 'blessing'!

Narrator: I know what happened next. Jonah went to teach the gospel to the people in Nineveh, and they believed his message and were not wicked anymore!

Fish: *(To audience...)* Yay! Everybody shout and clap and yell, 'Yay!' *(Give audience time to celebrate.)*

Narrator: There seems to be a problem here. Jonah, everything worked out great. You survived a storm, a big fish and wicked Nineveh people. They believed God and turned from their wicked ways. What's the matter now?



Jonah: When God made Big Fish spit me out on the beach He said, "Go to Nineveh, that great city, and proclaim to the people that message I have given you." So I went.

It was a city so large that it took three days just to walk through it. I started through the city and after walking a whole day, I shouted, "In forty days Nineveh will be destroyed!" Then I ducked.

Fish: You ducked? Why?

Jonah: They were 'wicked'? Where have you been through all this story? I figured I was a dead man. No one wants to hear bad stuff about themselves.

Narrator: You were in for a surprise. The people listened! The evil in that city must have been so bad that everyone knew they couldn't go on like that. They needed someone to show them the way out so they could turn to their loving God.

Jonah: From the greatest to the least, they got rid of all their evil stuff and they begged God to forgive them. When their king heard, he didn't get mad at all. He tore off his royal robe and dressed in an old robe like a burlap sack. He showed God he understood he was nothing but a poor beggar.

Narrator: I heard the king made a law that no one was to eat or drink. Everyone in town was to put on sacks to show how dirty they were in the sight of God. "Let's call out to God", he said. "Maybe God will forgive us and not destroy our city like we deserve."

Jonah: (Sadly) When God saw they were really sorry, He had mercy on them. God decided He would not destroy the city after all. God saved their lives.


Fish: You don't seem very happy about it.

Jonah: Oh go away Big Fish. I've had enough of this story.

Narrator: *(To audience)* Come back tomorrow. Fish and I will figure out a way to cheer up Jonah and hear what happened.

EXIT





Day Five:

Jonah Pouts

Actors: *Jonah, Narrator, Big Fish*

Narrator: Welcome to the last day of Pirate Bible Theater. We have enjoyed five days under the sea hearing about Jonah's unbelievable adventure.

Fish: Unbelievable is right. If I hadn't been there, I wouldn't believe it myself.

Narrator: Big Fish, there comes a time when God must do BIG stuff to get a person's attention. I think that's what God had to do with our friend, Jonah. Thrown overboard by sailors in a storm, eaten by a big fish, spit out on a beach and trapped in a wicked city with people crying all over him. Boy, he was having a bad week!

Jonah: *(Entering in a bad mood)* What are you two doing here? Haven't I suffered enough?

Fish: No. We'd like you to suffer a little more. Tell us what happened when the people and the king of Nineveh begged God to forgive them and save their city.

Jonah: God is good like He always is. He said He'd leave them alone. Boy, does that ever steam me! I'm so mad! These people did mean, rotten and nasty things. They were famous for it! They didn't follow God and still they had everything they wanted. It is not fair!

Narrator: Fair? Not fair? God gave them a second chance. God did not destroy an entire city and you are worried about 'fair'?

Jonah: I knew this would happen. I told God "I knew you'd let them off the hook".

Fish: Oooo, don't say 'hook'. That makes me uncomfortable.

Jonah: I got out of town and sat down. I admit it. I was in the mood to pout.



Maybe, if I was really lucky, the city would go up in a ball of fire anyway. I was hoping I'd get a fireworks show after all.

Narrator: That's not what happened. The sun got hotter and hotter and there you sat, Jonah. You sat and stewed and got madder.

Jonah: Ahh yes but God had mercy and made a little bush grow up right beside me and the cool shade was wonderful.

Fish: How long were you sitting there? You mean you hung around long enough for a bush to grow. You must have been mad.

Jonah: I was thankful for the bush and the cool shade and then the very next morning God sent a worm to eat the roots of the bush.

Fish: Mmmm, a worm. What kind of worm? Was it one of those big, fat fishing worms that wiggle so pretty in the water?

Narrator: Fish, will you get your mind off food? What happened next?

Jonah: The whole bush withered up and died. When the sun came up, God sent the hottest desert wind and the sun hit me so hard I almost fainted. I cried out.

Fish: You were whining again, weren't you? I bet you said, *(Whining)* "Why don't you just kill me now, God. Save me from this misery!"

Jonah: Were you there? You don't know anything. I cried out, *(Whining)* "Why don't you just kill me now, God. Save me from this misery!"

Fish: Right. That's not at all what I thought happened. You never were the brightest star fish in the ocean. That's why you ran off to Tarshish and that's why you ended up pouting on the edge on Nineveh.

Narrator: Poor Jonah. He was having such a rough time!

Jonah: God talked to me. He said, "Jonah! Do you think I have stopped loving and caring for you? I could never do that! You are so upset because I let a little bush die but you want Me to destroy the whole city of Nineveh!"



Aren't all these people worth far, far more than a little weed? Didn't I forgive you, even when you tried to run away from Me? I love you so much! Even though these people didn't know Me, and they sinned against Me, I love them as much as I love you."

Fish: I get it, Jonah. God is always....

Jonah: Let me say it, Fish. God is slow to anger and always willing to forgive us when we turn to Him. Our wonderful God truly is tenderhearted and forgiving and overflowing with a love for us that will never end.

Narrator: The End?

Fish: The End!

Jonah: The Beginning!

EXIT

PREVIEW PROGRAM ONLY
NOT FOR USE
PLEASE PURCHASE



Narrator's Lessons

Depending upon daily time limitations in Pirate Bible Theater, there are lessons tucked into Jonah's story that are valuable to teach.

Within the fifteen minute time frame, serve a light snack, seat students, greet students and perform the daily skit.

If time remains, talk to them about the lessons they can learn from Jonah. Here are a few lessons you can scatter throughout the week.



Introduction: We like to hear Jonah's story because Jonah is not a high and mighty hero. He doesn't do anything great. In fact, when he tries to serve God he keeps goofing it up. Even when he preaches he does it wrong by getting angry at God.

1. Love My Enemies? Jonah must have had something good going for him. He was a prophet of God. He lived in Israel when Nineveh, Assyria was their evil enemy. Who could tell when this awful monster would rise up and ruin Israel?

God asked Jonah to tell this enemy to repent or be destroyed. What if God saved them? Then Jonah couldn't hate Nineveh anymore. And if there was anything Jonah loved, it was hating Nineveh.

And you? *Are there people in your life that you dislike? Maybe it is someone who pretended to be a friend and then told lies about you. Maybe it's a kid at school who stole your lunch money. What would happen if God said, "Enough is enough. Tell that kid about Me. He needs God in his life. I guarantee that kid will change." Would you want that kid as a friend or do you really like keeping an enemy?*



2. *Not Now Lord!* Jonah tried to run away from God's command. He hopped a ship going in the opposite direction. It could be that Jonah thought God would change His mind if given a little time. Certainly God would want to destroy those bad guys.

And you? *Do you have great thoughts of serving God but...not right now? I'm too busy. What do you think God thinks about your busy schedule? Is it just a great excuse to run away from God's plan? You may never be swallowed by a big fish but God has a way of getting your attention so that you will want to do what God wants you to do!*

3. *Maybe The Lord Won't Notice Me!* We know we cannot run away from God. The Bible says so!

Psalm 139:7-10 (NIV): Where can I go from your Spirit? Where can I flee from your presence? If I go up to the heavens, you are there; if I make my bed in the depths, you are there. If I rise on the wings of the dawn, if I settle on the far side of the sea, even there your hand will guide me, your right hand will hold me fast.

And you? *Do you try to hide from God? Jonah didn't know he could not hide from God. He had find out the hard way. Learn to obey without ending up in trouble with God who notices you every moment of your life.*

4. *What's The Big Deal?* Obey God! When Jonah obeyed God, great things happened. Sailors worshiped the true God and enemies repented.

And you? *Are you looking for big things to happen in your life? Learn from Jonah, obey God and watch great things happen! God kept working with Jonah just like He keeps working with us. God got the job done with a guy who had to go to the bottom of the ocean in the belly of a big fish and then heated up in hot sun to get over his temper tantrum. What will God do with you?*

73



Pirate Hideaways!
Tips For Teachers



Each Pirate Hideaway takes your Motley Crew on seafaring adventures where pirate teachers guide them to hidden treasure. Good news about Jesus is loudly proclaimed!

Enjoy pirate activities, memorize scripture, hear Bible stories and complete a craft in 45 minutes. If the leadership team decides to have a separate craft time, the workshop should last 30 minutes.

Student groups visit one Hideaway each day. By the end of the week, they experience all five Hideaways.

PREVIEW PROGRAM ONLY
NOT FOR USE
PLEASE PURCHASE

Pirates Of The Galilean Hideaways

Hidden Treasure Hideaway #1:

Spiritual Theme:

Memory Verse:

Bible Story:

Luke 15:8-10

Craft

God's Treasure Chamber

Trust In The Lord

Proverbs 3:5

The Lost Coin

Hidden Treasure Hideaway #2:

Spiritual Theme:

Memory Verse:

Bible Story:

Acts 12:1-19

Craft

The Briny Brig

Set Free!

John 8:36

Peter's Great Escape



Hidden Treasure Hideaway #3: Crow's Nest
Spiritual Theme: God's Treasure Map
Memory Verse: Psalm 119:105
Bible Story: Acts 16:1-10 and II Timothy 1 Timothy's Adventure
Craft

Hidden Treasure Hideaway #4: Captain's Quarters
Spiritual Theme: Peace, Be Still
Memory Verse: John 14:27b
Bible Story: Mark 4:35-41 Jesus Calms The Sea
Craft

Hidden Treasure Hideaway #5: Hidey Hole Cove
Spiritual Theme: Your Treasure~Your Heart
Memory Verse: Matthew 6:21
Bible Story: Matthew 13:44-46 Hidden Treasure/The Pearl
Craft

Decorate!

Follow curriculum suggestions or create your own pirate 'world'. Search your attic, garage and backyard to give a pirate feel to the space. Make simple items from construction paper, posterboard and cardboard. Create dramatic lighting with floor lights and darkness. Find fun, inexpensive accessories at your home, friends homes and in second hand shops.

Costume And Character

Dress like a pirate. Follow curriculum suggestions, borrow, rent or make costumes. Become the pirate character suggested within the specific lesson plan. Check www.ebay.com www.amazon.com and other web sites.

Memory Verse Activity

Teach one scripture verse. If you prefer a specific scripture version or think of another activity, change it. Shorten the verse to match the age group.



Bible Story

Pirates Of The Galilean Bible stories involve hidden treasure stories which lead your young 'pirates' to Jesus. Ask questions. Simplify material for younger students. Older students participate in discussion and read scripture. Be casual, sitting on the floor with the group and telling the Bible story with great enthusiasm.

Craft Projects

Reserve one corner to complete a craft project. The project must be simple enough to complete in one session.

Divide craft parts into kits. Place supplies they need in front of them. If younger students need help, ask parents or helpers to assist.

Our craft suggestions may not fit your needs. Adapt the activity or find another project. Have fun crafting!

Decide whether keeping completed projects until Open House or taking them home each day works for your event. Communicate the decision so all Pirate Hideaway leaders do the same thing.

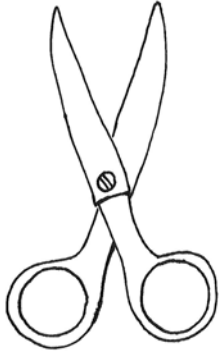
Time Management

Groups complete their Pirate activities in one session. If suggested activities cannot be completed within the allotted time, choose the most important details and omit the rest.

Notes:



Craft Suggestions



Help your pirates make keepsakes. The craft project must be completed within the Pirate Hideaway time frame unless it has been determined to create a separate craft time. Homemade projects are great!

Choose projects that fit the seafaring, pirate theme and the Christian themes. Consider student ages and abilities as well as time constraints.

Suggestions from two excellent companies can be purchased through their catalogs or at their convenient online web sites.

Prices may change.

S&S Arts and Crafts

1-800-243-9232

www.ssw.com

Guildcraft Arts and Crafts

1-800-345-5563

www.Guildcraftinc.com

PREVIEW PROGRAM ONLY
NOT FOR USE

S&S Arts and Crafts

Pony Bead Bucket. A BIG assortment—over 6500—of our most popular pony beads! We've made it even easier to keep them all organized with our portable, stackable, storable bucket. The assorted color plastic beads are 6mm x 9mm with large 3mm holes and make terrific filler beads. Make amazing pirate bead 'booty'!

RMR-BE1277 \$23.99 each

Pirate Ship. Yo-ho-ho! Kids' minds will spin tales of buried treasure and high sea adventure as they create and decorate wood pirate ships! Perfect for storytelling and creative play. Includes everything they need—all the pieces, paint, brushes, stickers and more! 8" x 4 ½" x 6 ½".

RMR-GP1690 \$31.75/pack of 12 or \$25.89 per pack, 4+.

Ceramic Fish Bank. Go ahead, 'fish' for change! 4 ½" x 3" x 3 ¾". Includes paint and brushes.

RMR-GP1969 \$24.99 per pack of 12 or \$27.99 per pack, 4 +.

Sand Castle Lighthouse. Decorated with natural sand and shells. All materials included. Approx. 10" high

RMR-GP1369 \$35.28 per pack or \$29.99 per pack of 24 or \$28.49 per pack, 4+.



Seashell Sand Bottle. 2" x 2 ½". Includes cord and blue, yellow, pink and green sand (8 oz. Total). RMR-GP1953 \$13.99 per pack of 12 or \$11.89 per pack, 4+.

Loot Bag. Little felt satchel will keep all their treasures safe. 6 1/4" x 3 ½"
RMR-GP1691 \$30.57 per pack of 12 or \$23.89 per pack, 4 +.

Treasure Chest. Store tiny treasure in your own cute wooden chest! Approx. 2 ½" x 2" x 1 3/4" RMR-GP1822 \$29.99 per pack of 12 or \$27.89 per pack, 4 +.

Treasure Chest W/Craft Sticks. Where else would true pirates keep their loot? 4 ½" x 4 1/8" x 3" RMR-GP16.92 \$29.99 per pack of 12 or \$27.99 per pack, 4 +.

Mosaic Woodland Coaster Kit. Bring a taste of the outdoors inside with authentic wooden coasters rimmed with real bark. Glue colorful ceramic tiles into the carved inset of the coaster, grout and let set. Includes approx. 4" diameter coasters, tiles, mosaic glue and shrink resistant grout.
RMR-GP2136 \$39.99 per pack of 10 or \$37.99 per pack, 4 +.

Nail Cross Necklace. Cross kit uses specially crafted flat sided and flat bottom nails and copper wire. 2" x 2 ½". RMR-RE291 \$29.99 per pack/ 36 or \$28.49 per pack, 4 +.

Color Me Folding Box. Foldable box with lid arrives flat, ready for trims. Folds up to hold treasures or gifts 3 1/4" x 3 1/4" x 2 1/4" Decorating material sold separately. (Options: seashells, gems, beads, etc.) RMR-CO129 \$10.99 per pack of 24.

Velvet Cross. Beautiful enough to hang on the wall. Decorate with markers or paint. 4 each of 3 inspiring designs. 8 3/4" x 12 1/2"
RMR-PS1319 \$15.49 per pack of 12 or \$13.49 per pack, 8 +.

Looking For A Few Take Home Treasures?

Premium Treasure Chest Easy Pack. A bounty of fun! Includes 100 cool toys with treasure chest. Item assortments will vary. RMR-SL36 \$27.99 per pack. Refill Pack: \$25.99 per pack. 28 cents per toy!

Fort Knox Chocolate Coins. 144 count tub os 1 ½" foil wrapped coins.
RMR-SL874 \$25.99 per tub. Watch for sales!

S&S offers many choices of fun, inexpensive treasures that can be used as prizes, awards and take home keepsakes! So many more craft options are available for younger and older students!

Have fun picking the perfect projects!



Guildcraft

"Jesus Is The Greatest Gift" Boxes. The gift of God is eternal life! Because of the gift of Jesus, we are forgiven. Includes papier mache boxes, white paint, adhesive crosses, ribbon and message cards. 2" square 471-872 24 projects \$28.55

Spyglasses. Includes cardboard tubes, transparent 'lenses,' (do not actually magnify), strip of gold stickers and preprinted wood paper. 17". 420-120 12 projects \$11.35

Which Way Compasses. A compass can help us change our course and God's Word can change our lives! This compass really works! Includes compass (1"), beads and precut cord. 914-172 12 projects \$14.25

Treasure Chest. Plastic: 3" x 2 ½" x 2". 920-314 package of 12 \$9.25.
Not a craft....fill with tiny treasure gifts.

Set Free Frames. Use these frames to help kids learn that God freed Peter from prison and that through Jesus we are also set free. Includes preprinted cardboard frames, precut paper strips and glue stick. 6" x 8" with room for a 4" x 6" photo 209-971 12 projects \$9.25

This Little Lantern of Mine. A great reminder for kids to let their light shine out to the world. These sturdy cardboard lanterns are precut, preprinted black and ready to fold. 4" x 6". 216-994 12 projects \$12.95

Jonah's Whale. Jonah found himself lost at sea, but he wasn't lost to God! A great reminder that God see us and is with us all the time. Includes preprinted and pre-colored cardboard whales, wiggle eyes and chenille stems. 8 ½" x 8 ½". 216-019 24 projects \$10.79 *(Option: Consider adding this project to Pirate Bible Theater if time allows!)*

Balancing Birds (Parrots). A symbolic craft that will get kids thinking about how God keeps us balanced during life's many changes. The bird will balance on the child's finger with its beak. Preprinted white cardboard birds. Decorating supplies sold separately. 7" x 7 ½" 216-932 24 projects \$6.95

CHECK OUT MANY MORE APPROPRIATE CHRISTIAN CRAFTS
THAT YOUR MOTLEY CREW WILL ENJOY MAKING AND KEEPING!



Hidden Treasure Hideaway #1:

God's Treasure Chamber

Spiritual Theme:

Trust In The Lord

Decoration:

Treasure Chamber

Fill a room with found treasures. Scatter old blankets in the corners as a foundation for treasures. Ornate pottery, candlesticks, large baskets overflowing with old jewelry, and trinkets that shine.

Spray paint old dishes or other items with gold or silver paint and spray glitter as a finishing touch. If a treasure chest is available, make it the centerpiece of one area.

Purchase 'gold' doubloons and scatter them liberally through the items. Have enough on hand so each student may choose one doubloon to take home with them. Do not let them take one until the end of the session!

Check out www.orientaltrading.com :

Chocolate Gold Coins: IN-K1410 60 Pieces

Shiny Gold coins: IN-39/525 144 Pieces



He Lives Coins: IN-36/1169 144 Pieces

I Was Caught Being Good Coins: IN-39/1569 144 Pieces

Bible Verse Goldtone Coins: IN-39/100 144 Pieces

Lights: Lower the lights (*the darker the better*) and fill the room with strings of twinkle lights bunched on the floor all around the 'treasures'. Add electric candles/lanterns.

"Gold" Chains: Make long paper chains and spray with glitter before draping walls and doorways.



Costume and Character: Pirate Treasure Keeper

Become the Pirate Treasure Keeper who must protect God's Treasure at all times. Dress as a pirate!

Treasure Chamber Welcome: Find The Treasure

Welcome to me Treasure Chamber! I be the trusted matey who is committed to watch over the King's most perfect treasures. Not one coin must be lost under me watch. What kind of Treasure Keeper would I be to lose any precious doubloons. Pieces of Eight keep the kingdom in riches.

Every morning I take stock of the best treasures to be certain they be in their safe hidey holes. Help me find the treasures. We'll make it a game!

Choose a few specific items to feature. Play a mini scavenger hunt game. From where they are seated, they must search for each treasure as the item is named. Place individual treasures in the center of the room until all are discovered. Congratulate the pirates for their one 'good eye'!

Memory Verse: Proverbs 3:5

*Trust in the Lord with all your heart
and do not lean on your own understanding.*

SUPPLIES: Large, paper chain links with words printed on each link. Tape.

Adapt verse for younger students. Print the verse, one word at a time, on large paper chain links. Allow students to connect the links and attach to the wall as they learn the words.

Bible Story: The Lost Coin

Tell us about something important you have owned and have lost. (*Students respond.*) It be time to tell the tale of one lass from long ago who lost her treasure! Can you imagine that? She lost her treasure! Sit tight mateys and hear her scary adventure.





From Luke 15:8-10: Jesus loved to tell tales this tale is a simple remembrance of one day in the life of a common woman who was going about her house cleaning like every day.

This woman carried her family treasure with her wherever she went. It was the custom to wear gold *drachma* (*doubloons or coins*) as jewelry or to keep the coins safe at home. No banks! No buried treasure! This woman's coins, worn as an ornament, represented the family savings.

She touched each drachma and counted them....1-2-3-4-5-6-7-8-9....where's ten? She counted again. Still nine. Counted again. Still nine. This dear lass began to panic. She looked on the floor to see if it dropped. She looked in her bedding. She looked in the pottery and baskets sitting against the wall of her little house. No drachma!

LOST! This was no ordinary coin! It was silver and was worth a lot of money. It represented ten days hard wages. This was one precious coin! What was she to do? How would she explain her carelessness to her family? She would never be able to replace it. Awful dilemma!

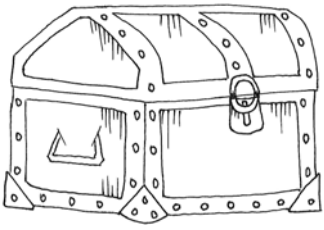
SEARCH! Our lass did the only thing she could think of, she SEARCHED. She searched high and low. She searched inside and outside. Her little house was dark so she lit a candle, found her homemade straw broom and swept every corner and every spot. She moved the furniture and gave that little house the best spring cleaning it ever had!

FOUND! And do you know what happened? (*Let group respond*) She found that lost coin! No one will ever know how it got lost or where she found it. Her precious treasure was found!

JOY! She was really happy. A "terrible, horrible, no good, very bad" day turned into a joyful day. The lost coin was found! After jumping up and down (*at least that is what I would have done*), the woman calls all her neighbors. I can see her shouting from her window, "Hey! Come on over and rejoice with me! I have found the drachma I lost!"

My guess is that they pulled out the table and chairs, danced a jig with her and enjoyed a big meal together. They probably oo-ed and aa-ed over the found coin. "Oh look how it sparkles in the sun", and "Don't you ever do that again", and "Keep it in a safe place from now on". Whatever was said, I bet our joyful lass was smiling ear to ear, showing off her found treasure.





Treasure To Remember: You Are God's Treasure

With such an adventure, there must be something we pirates can learn. Jesus never told a tale without there bein' a deep meaning. Let's think on it, pirates: (Show one or more coins)

Did the coin know it was lost? That lovely, little coin had no idea it was lost. It was just lying around on the floor looking all 'pretty like' and minding it's own business. Coins don't think at all! Jesus told the story to say that before we know God's plan, we're like that dumb little coin, just sitting around making everyone admire it. It was worth a lot but it was out of circulation. No one could use it. God can't use you either until you are found!

Who's fault was it that the coin was lost? Well, I think we all know who was careless. The lass who lost it in the first place. She should have been taking better care of that precious coin. Her mind was on other things and suddenly, she was in big trouble!

Worry, worry! She didn't wait for the coin to find her. She went to find it herself. She did something! If you do not know Jesus, who's fault is that? It is your own fault. Do something about it!

What about that candle? It was so dark our lass could not see to find the coin. She lit a candle. We need light to find God. Guess what God gives us? The Bible...God's Word! We read it, hear it and talk about it. God's light helps us find Jesus!

The secret little phrase that makes all the difference: *"Even so, I tell you, there is joy in the presence of the angels of God over one sinner repenting."* Matey, Jesus was a clever tale teller.

He said if being happy about finding one lost coin makes a difference, we should think about how happy all the angels in Heaven are when one person accepts Jesus as their Savior! The angels throw a party every time!

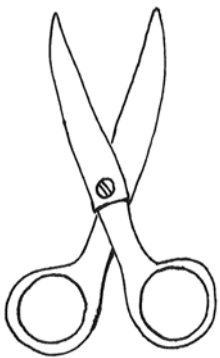
How About YOU? Are you like the lost coin? Maybe you don't even know you are lost! You think everything is going great but you are missing God's biggest blessing. He wants you to be in the best place, His family. That's why we accept Jesus as our Savior! We become FOUND by God! You are God's Treasure!



Pray!

This is an opportunity to ask the group if they have made a decision to follow Jesus. Pray with them gently and encourage them to be like the lost coin...FOUND! Then the angels can rejoice on this very day!

Craft




Choose a craft from our suggestion list or create your own keepsake based on 'The Lost Coin'. One homemade option is to make a small picture frame decorated with real pennies glued to the frame.

MONEY POUCH Create a pirate's money pouch. Cut a round circle from a large piece of felt. Punch holes around the circle about one inch from the edge. Students push a piece of vinyl string, yarn or shoestring in and out of the holes. Tie the ends of the string together to form a felt pouch. Tie the loose end of the string together a second time to form a wrist strap. Want to make some 'fake' doubloons? Wrap metal hardware washers in aluminum foil.

Notes:

PREVIEW PROGRAM ONLY
NOT FOR USE
PLEASE PURCHASE



Hidden Treasure Hideaway #2:

The Briny Brig



Spiritual Theme:

Set Free!

Decoration:

Seagoing Jail

Decorate a dark area to resemble a stark jail cell. Place a mattress and pillow on the floor with one tattered blanket. Add items as available: bucket, empty bottles with rolled messages inside, old set of dishes and mugs for one or two people, old towels, washcloth and bar of soap, wooden stool/chair, candle and candlestick or lantern.

If the room has windows, twist black crepe paper streamers to resemble cell bars. Add streamers to the door and any appropriate spot. Dim light: one small lamp placed on the floor. Set of large keys.

Large hand printed sign on the door:

*All Hope Abandon,
Ye Who Enter Here!*

Option: CD of thunderstorm sound effects.

Costume and Character: Pirate Prisoner


Dress as a tattered pirate prisoner trying to figure out how to be set free from the Briny Brig of sin.



Briny Brig Welcome: Becoming A Prisoner

SUPPLIES: pie tin filled with dry bread.

Ahhh, I see you have been captured like me-self. Come in, one and all. There is always room in the Briny Brig for one more pirate soul. I have been here many a day without hope of being set free from this rolling, scurvy laden, seagoing jail.



We are in the very bottom of the pirate ship where no one remembers who we are. If we are lucky we might get a dry, crusty piece of wormy bread. If not, our innards will growl until the morrow.

You are lucky **sprogs** (new pirates). I have just enough bread for all. Eat it slowly. You never know when there might be more.

You won't be wanting to stay a pirate's prisoner. Let me give you the low down on The Briny Brig. This is this ship's hold where cargo is stowed. Prisoners are locked in this dark, rat infested place day and night. You are going to be ankle deep in filthy, stinking bilge water and awful air.



Pretty soon you won't know if it's day or night or how long you been here. Forget about thoughts of escape. You cannot climb out of the hold. If you could, you won't get very far. You'd better get used to this briny brig life! (Shiver) And RATS! There are always the RATS!

But... just maybe, we might be able to think of a way to set ourselves free. Set Free! What grand words they be! What shall we do?

Memory Verse:

John 8:36

*If the Son therefore shall make you free,
ye shall be free indeed.*

How did I get into this mess? I won't tell you much about being a pirate's prisoner—horrible things you'd rather not know! I was a scurvy dog myself. Pirates are called 'wolves of the sea'. We attack and rob and do very bad things. I never met a good pirate but I imagine it is an amazing sight.

This Bible verse says there is hope in God's Son. Who is the Son? —Jesus? There appears to be a secret code on the wall that might help set us free.

Print the verse as if it has been chalked or etched on the wall in ragged letters. Shine a light on the message. Go over the verse aloud with the group until they can say it alone. Hide a cut out paper key behind the verse to be pulled out at the end of the session. Print THE SON SHALL MAKE YOU FREE on the key.



Bible Story:

Peter's Great Escape!



From Acts 12:1-19: Peter, Jesus' friend and disciple, had been through so much. Yet he kept telling everyone how Jesus could set them free. Of course, the people in power did not like what he said so they threw him in jail. And that jail is where God performed a miracle!

Peter was thrown into prison and chained to four squads of guard soldiers. The plan was to kill Peter the next day when the Jewish Passover was completed.

Peter was fast asleep. Amazing! He was to be killed the next day and he was sleeping! Imagine that! He was resting in the Lord to handle the awful situation. This is a good reminder for those of us who are prisoners. Trust God and see what He will do.

It was hopeless. Then, God sent His messenger, an angel, to set Peter free. First a light shined in the prison. Peter was hit on the side. Then the angel told Peter to 'get up'. When he obeyed, his chains fell off.

The story does not end here! The angel told Peter to get dressed and follow him. Peter followed God's angel right out of the prison where the angel disappeared, leaving Peter standing in the middle of the street, alone.

Peter walked to the house where friends were praying for him. Rhoda, the maid, came to the door when Peter knocked. She didn't believe it was him. He kept knocking. Once she let him in, there was great joy and I imagine a big party too! It was a miracle! Peter was SET FREE!

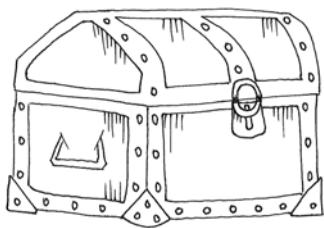
Treasure To Remember:

Set Free!

God sets us free to honor His Name. He sets us free from the dark, black sin that holds us down. When we believe in Jesus we are set free! Hey! That's the verse on the wall. *(Repeat verse)*

1. GOD IS CAPTAIN OF THE SHIP. If someone else says they are the boss of this world, it is not true. God keeps His children safe.

2. PETER TRUSTED GOD. Peter knew God loved him and protected him. Even the briny brig didn't discourage him.



3. **PETER OBEYED.** When the angel gave orders, Peter obeyed.
4. **WHEN PEOPLE PRAY, STUFF HAPPENS.** God wants us to pray. He changes things when we do. Even if we are sad or don't believe, pray anyway. Let God worry.
5. **GOD SETS THE PRISONER FREE.** We have had the key to the Briny Brig the whole time. God's key to set a person free from sin is Jesus, His Son, who died and rose for us!

Reach behind the hand printed memory verse on the wall and pull out a hidden large hand made key. Before Class Print: THE SON SHALL MAKE YOU FREE on the hidden key. Make it from posterboard and spray glitter it before class. This is the SET FREE KEY.

Pray!

Dear Lord, we are just undeserving Briny Brig sinners asking that You will forgive our sin and set us free because Jesus died and rose from the grave. Help us trust You to forgive our sin and help us use the SET FREE KEY to escape from this bad place. In Jesus' Name, Amen.

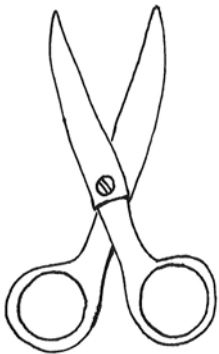
Craft

Choose any craft from our suggestion list or create your own keepsake based on the story of Peter's escape from jail. A great homemade option is a large posterboard key, decorated and strung with ribbon to make a necklace to wear the rest of the day. Or make it a magnet that can be attached to their refrigerator at home.

Set Free Frames: Item Number: 209-971
Find them at www.guildcraftinc.com

The Great Escape

Use the SET FREE KEY to open the door
and allow all prisoners to escape
to the next activity!



Hidden Treasure Hideaway #3:

Crow's Nest

Spiritual Theme:

God's Treasure Map!

Decoration:

Ship's Crow's Nest

Empty a classroom and place chairs in a wide circle around the room to give the effect of a round space. All activity takes place inside the circle. A cardboard carpet tube (*free from carpet stores*) makes a great mast for the center of the room. Wrap rope tightly around it and 'fly' a white bed sheet for a sail. Add a ship's flag.

Place a few ship's items on the floor around the mast. A spyglass, eating utensils, rolled up maps, lantern, coiled rope, wooden bench, barrel, bucket, basket tied with rope to lower for supplies and folded sheets. Fold a blanket and old coat on the floor. Keep it simple.

Costume and Character:

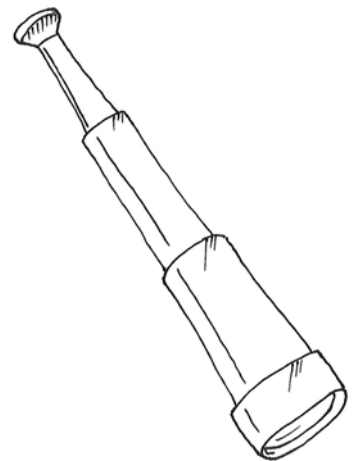
Pirate

Become a bored pirate on duty in the Crow's Nest. Wear pirate clothing.

Crow's Nest Welcome: Lookout Below!

Ahoy Matey! Welcome to the top of the pirate ship, the Crow's Nest, where we pirates see the world. I search out danger. Enemy ships approaching--Starboard side! Rocks ahead! Storm approaching from the south! Land Ho! I have a clever way to find dangers. I use The Map!

I'm the keeper of the seafaring map for our brave pirate captain. Let's face it, I'm a lookout pirate. I 'look out' and see what's coming and then yell down to everyone below so we don't wreck this ship before our time. We are in search of treasure and there is only one way to find it...that Map!



89



Did ye hear the tale about a British treasure hunter who discovered a huge stash of Roman coins buried in a field in England? He used a metal detector and found a large pot holding 52,000 coins. The ancient silver and bronze coins were from the third century and weigh more than 350 pounds and are worth \$5 million!

We pirates dream of finding such rich treasure but Christian pirates are on a different kind of treasure hunt. Christians don't seek silver and gold but **knowledge** that can only be found in God's Treasure Map.

Learn who Jesus is: "that we might gain the full assurance of understanding..., both of the Father and of Christ, in who are hidden all the treasures of knowledge." (Col. 2:2-3) The hidden treasure of knowing the Lord completely is found in the Bible. The psalmist said, "I rejoice with one who finds great treasure". (Psalm 119:162)

If we read God's Map carelessly or in a hurry, we will miss His knowledge and the truths we need for living. Seek God's truth with all the excitement of a pirate seeking hidden treasure.

*When reading God's Word, take special care
To find the treasures hidden there;
Give thought to each line, each precept hear,
Then practice it well with Godly fear!*

Memory Verse:

Psalm 119:105


*Thy word is a lamp unto my feet,
and a light unto my path.*

SUPPLIES: Bible, hand made rolled up pirate map tied with ribbon.

Look at this here map. (*Show a Bible*) It doesn't look like any seafaring map pirates usually use but it's the perfect "Look Out" guide. With this map, Christian pirates learn to be Heaven bound!

Print Psalm 119:105 on a tattered, rolled up paper map. Tie it with a bright ribbon. Let one student unroll 'the map' and everyone repeats the verse until they can say it together with the map rolled up.





Bible Story:

Timothy's Adventure

From Acts 16:1-10 and Timothy 1: I am bored up here in the crow's nest. Most days I look at the sea and nothing looks back at me. Got a lot of time on me hands.

I'm reading God's Treasure Map about a young buccaneer who was a true Jesus believer. His name was Tim, or Timothy. Young, eager, smart, this lad wanted to serve Jesus all his days. He would make a great cabin boy, toting stuff and serving the captain.

Tim learned about Jesus when he was a little boy. His mother and grandmother taught him about Jesus and helped him learn what it meant to believe in Him. The Bible does not tell what happened to Timothy's father. All we know is that his mother and grandmother raised him. The Bible even says their names: Lois was his mum and Eunice was his grand mum.

Turns out Tim meets up with the most famous Jesus believer ever, Paul. They get to be good mates and travel around telling people about believing in Jesus. Turns out, Tim was a special young man and his friend, Paul, knows it.

Paul and another friend, Silas, went to a city to talk about Jesus, they beat him up and left him for dead. Now, most pirates I know would never visit that city again. Well, Paul was different. He traveled back there the very next day.

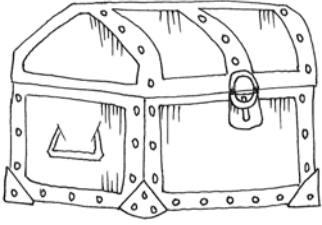
And guess what? While he was talking to the believers, they mentioned Timothy's name. They told how Tim helped people and loved God.

Paul wrote two letters to Timothy and those letters are in God's Word. Isn't that interesting? Paul told Timothy: *"Study to show thyself approved unto God, a workman that needeth not to be ashamed, rightly dividing the word of truth."* (II Timothy 2:15 KJV)

Those words can be hard to understand. They mean...*Think hard about doing your best for God, work you won't be ashamed of, laying out God's truth plain and simple so people can understand it.*

Now, isn't that something great for a pirate to know? I would never know it if I didn't use God's Treasure Map as my guide. I guess that makes me a Christian Pirate! Yo Ho Ho! A Christian Life For Me!





Treasure To Remember: God's Map ~ My Heart

SUPPLIES: Make red paper hearts with the lesson tips printed on them. As you talk about each point, ask one student to attach the heart anywhere on the memory verse rolled map.

If you want to know more about what it means to believe in Jesus, it's all in the Map....God's Map.

- 1. Listen to Bible Stories:** Start to learn God's Word by hearing stories at bedtime, on the radio and in Sunday School. Learn about kids like Timothy in the Bible so your life can copy their life. You don't have to read to know God's Word!
- 2. Read God's Word:** When you learn to read, the whole world opens up with many books to enjoy. Read God's Word, a little bit every day, and think about the stories like Timothy studied.
- 3. Go To Sunday School and Church:** God's Word is talked about in church. Take time to go and listen to others talk about it.
- 4. Be Friends With Jesus Believers:** Paul was older and smarter than young Timothy. The only way anyone learns more about God's Word is being friends with others who say, "The Christian life for me"!
- 5. Believe God's Word:** God gave us His story, written down by wise men, as a great gift to know He loves us. Believe it! Every word is true!

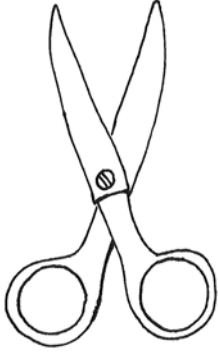
Pray!

Pray with the group and encourage them to start reading God's Word this very day.

OPTION: Give each student a pocket New Testament or the Book of John to get them started! Check with your local Gideons organization for suggestions to find Bible gifts as needed.



Craft



Choose any craft from our suggestion list or create your own keepsake based on the story of Timothy and the importance of studying God's Word.

OPTION: Design a treasure map that leads to heavenly rewards. Rip the edges of one piece of white paper to create jagged edges. Scrunch the paper into a ball, flatten it and lay it on a small tray.

Fill the tray with cold coffee or tea and let the paper soak for five minutes to dye the paper brown. Leave the paper on the cookie sheet and pour off the liquid.

Dry the paper with a hair dryer set on high for five minutes, then low for two more minutes. Students draw details on their map with markers, including obstacles, a dotted path and an X for the buried treasure.

Talk to the group about how the Bible is the map for our lives.


Notes:

PREVIEW PROGRAM ONLY
NOT FOR USE
PLEASE PURCHASE



Hidden Treasure Hideaway #4:

Captain's Quarters



Spiritual Theme:

Peace, Be Still!

Decoration:

Captain's Quarters

Create a pirate ship Captain's Quarters space. Fill an empty room with wooden and brass items to create a ship room with flair. Choose from available resources. Here are a few suggestions to get you started:

Table and Chair: Usually sparse but the most luxurious of ship quarters, display a wood table and straight chair in center of room. Place a large feathered pen and inkwell with tall candle in an ornate holder on the table. Place an area rug under the table.

Trunk: Use a toy box as a clothing chest. Place large pillows and folded quilts on top.

Captain's Bed: Display a small cot in one corner with comfortable bedding (quilts, pillows, throws).

Brass Items: Place decorative brass items around the room. Consider a spyglass, lantern, bowls, vases or other metal based, manly items.

Maps: Roll colorful road maps tied with bright red ribbons. Open a few maps and place them on the table weighed down with paper weights. Attach maps to one wall. *(A trip to AAA by a current member will supply free maps.)*

Nautical Pictures/Posters: Hang pictures of ships or ocean scenes on the walls. Any size or shape works well. Check www.art.com Or www.poster.com or the poster display at your local Wal-Mart.

Nautical Items: Place a model ship on a simple bookcase. Decorative lighthouses, anchors, compass, weather station, ship's wheel or other fishing items work great.



No Curtains: Remove window treatments to make the area more sparse. Wood planking can be leaned against the windows for an interesting light pattern in the space.

Lighting: Darken the room with only available window light streaming inside. Light dimly with small lanterns or electric candles.

Costume and Character:

Sea Captain

Become a Christian Sea Captain dressed casually for cabin life. Use curriculum suggestions or design your own captain look. Pirate hats are available online or at local costume shops.

Welcome To Captain's Quarters:

Come Aboard!

Ahoy mateys! Welcome to me humble quarters. Enter smartly. No time to be wastin'. Make yerselves as comfy as ye can in these here bare spaces. No gettin' seasick now. I won't put up with no 'freebooters' up chuckin' in the cap'n's rooms.

Shiver me timbers, I'm a happy Captain. To have such esteemed comrades enter these doors is an honorable day on this ship. We be puttin' off to sea within the day. Before I shove off for parts unknown in search of adventure, I have time to enjoy your visit.

Pirate Ships Of Yore:

Fun Stuff About Ships

I been to sea many a year, a man and a boy, and saw sailors afraid. To be sure, Satan the Enemy desires to scuttle me crew with fear but are strong and trusting pirates in our Captain Jesus.

As an honest seaman, I tell you we work hard aboard this ship. You lazy, lubberly, cowardly dogs, get away and skulk in the hold. And you jolly boys and girls, stand by me and let us give one broadside for the honor of our Savior. Three rousing cheers for Jesus: Hip-Hip-Hooray (3x)

One thing to recollect about pirate ships is what to call 'em. And that ain't easy. Many a name is tossed around to describe a ship. There is Galleon and Sloop, Brig and Man-O-War and still Bark and Frigate. Let's not even talk about Hoys, Yachts and Carracks.



Some have three masts and others have four. Still another ship may have only two. And what makes a 'ship of the line' versus a 'merchantman' all depends on what this ship's business is.

Don't ye dare call me ship a 'boat'! A boat is a wee open vessel used to get from ship to ship or for fishing with yer grandpa.

Before ye can become a top sailor, ye must know every mast and name. Don't mix up the Foremast or the Mizzenmast or the Mainmast with the Jibs, Spankers or Stay Sails.

Do ye know the difference between the Poop Deck, Forecastle, Spar and Bilge? Aw, ye landlubbers are such a disappointment. Oh well, I guess ye can learn!

OPTION: Play Tug of War. Divide the group into two teams seated on the floor. Provide one long rope with fabric tied in the middle. While seated on the floor each team must pull hard to pull the fabric across the X you place on the floor.

Memory Verse:

John 14:27b

*Do not let your hearts be troubled
And do not be afraid.*

Ah, me hearties. This be a good remembering hook for when trouble and storms come to yer life. John says we should not be afraid. How? It's Jesus! He's the One Who calms our seas.


Bible Story:

Jesus Calms The Sea

SUPPLIES: Spray Water bottles.

From Mark 4:35-41: I want you to feel a summer storm. *(Pull a large spray bottle from a hidden spot and pray students. Encourage lots of laughing and wiggling away from the spray.)*

You had no idea I was going to create a storm right here in the Captain's Quarters. It was *surprise* that made you laugh. Some ran away from the water. Some wanted to get sprayed. Some screamed. You all reacted to my little storm.



Terrible squalls come up on the Sea of Galilee even if the sky is clear. Fishermen and sailors see storms even on peaceful days.

Jesus was riding in a fishing boat, resting in a little seat at the stern with a pillow. When a huge storm came up, Jesus wasn't worried. He was sound asleep, being tired after a long day talking to crowds of people and healing the sick. His friends, the disciples, were very afraid. They knew the boat could tip over and were puzzled that Jesus could sleep in the storm.

The men thought they were going to swamp the boat and die. They woke Jesus to ask if He cared that they were dying. He woke up, checked out the storm and said to the storm, "Hush, be still!" And it was still. The storm stopped right away. The wind disappeared. The waves calmed and the boat settled into gentle rocking.

Jesus asked His friends, "Why are you such cowards? Don't you have any faith at all?" He thought the men should have known no harm would come to them while they were with Him.

The men were so amazed that they got afraid all over again. They whispered, "Who is this? Even the wind and the waves obey Him?"

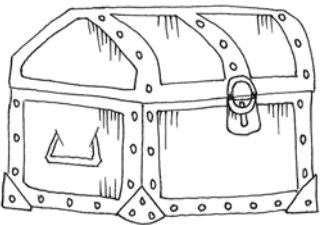
Treasure To Remember:

Jesus Calms Me

My own heart can be afraid when I face troubles alone. Here's good news! We do not have to face trouble alone. Jesus brought peace to the stormy waters and He can bring peace to my heart too!

PRINT THESE PHRASES ON TORN PIECES OF MAPS. ATTACH THEM TO THE WALL WHILE SHARING THE INFORMATION. STUDENTS REPEAT ALL PHRASES ALOUD.

Jesus Calms Sadness: (*Ask: When do you feel sad? Sick, loss of friend, failure, insults, etc.*) When sadness comes, Jesus reminds us there will be no more sadness in Heaven. He changes darkness into sunshine. He continues to tell us to be patient and learn from sadness that God will be with us in hard times.



Jesus Calms Trouble: (*Ask: What kind of trouble do you face? –sickness, death, school, bullies, etc.*) Trouble comes and we do not know what to do. There is an answer for trouble. Ask Jesus, “What do You want me to do?” The tragedy is not that we do not know what to do but that we do not ask Jesus to help us get through it. Ask for His help and follow His advice to be calm in the storm of trouble.

Jesus Calms Worry: (*Ask: When do you worry? Bad grades, parents lose job, you don't feel loved, etc.*) The opposite of peace is worry. We worry about ourselves, the future and about those we love. Jesus says the Heavenly Father will never cause a needless tear. We can never outrun God's love. In the storm of worry, Jesus bring peace. Here is some good advice: “Pray! Let God worry!”


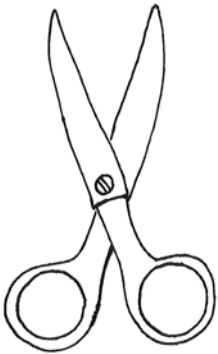
Pray!

Pray. Remind the group that the Lord will always calm the storms in their life. When it seems as if their life is a mess, He will help when they call on Jesus. His reply will be, “Be still and know that I am God.”

Craft


Choose any craft from our suggestion list or create your own keepsake based on the story of Jesus calming the sea and bringing peace to our lives.

Notes:



Hidden Treasure Hideaway #5:

Hidey Hole Cove



Spiritual Theme: *Your Treasure ~ Your Heart*

Decoration: *Tropical Island Cove*

Decorate an emptied classroom to look like a deserted tropical island. Green plants, palm tree, sand, shells, treasure chest, boat paddle, broken pieces of wood and ship items that look like a pirate has been marooned on an island is appropriate.

X: Make a large posterboard 'x' and place on floor in middle of the room. This is the centerpiece of the spiritual theme. Make a series of smaller 'x's for the scripture verse game. Place them on the walls and hide them all over the room.

PREVIEW PROGRAM ONLY

Costume and Character: *Marooned Pirate*

Dress as a tattered pirate, living in Hidey Hole Cove. Become a pirate who is desperate to find a way home with the famous Drummond Treasure. Carry a large, homemade rolled up paper map tied with a ribbon. The map should be a rough drawing of Hidey Hole Cove. *(Create your own island!)* Place a large X in the middle of the two tattered maps.

Hidey Hole Cove Welcome: *X Marks The Spot*

(Seat group on the floor in a circle around the large X.) Welcome to Hidey Hole Cove, my humble home-for now. It isn't much but I have fresh water and plenty of fish. I have the stars for beauty at night and the wind refreshes me by day.

I found the Last Will and Testament of Captain William Lubber from the old pirate ship that sunk off this here coast. Two parts of his old map fit together to help me find bad Arabella Drummond's lost treasure.



LAST WILL AND TESTAMENT: See illustration included with this lesson plan. Copy it on tan paper or age paper with tea, wrinkle and roll it up to make it look old. Read aloud.

TWO TREASURE MAPS: Show two halves of a tattered, rolled handmade treasure map with the X coming together in the middle.

I traced the Drummond Treasure from 'The Sea Cat' to this here spot. See? X Marks the spot! I know the treasure be there. Help me search and we shall be rich, rich, rich!

Wait! Can I trust ye landlubbers? Have ye 'gone on the account' and become true pirates? Don't ye dare touch me 'X'! 'Tis a personal treasure and that treasure be hidden fine and good...for now.

Memory Verse:

Matthew 6:21

*"For where your treasure is,
there your heart will be also."*

Adapt scripture verse for younger students. Place individual words under 12 handmade, small posterboard 'x's of any color or a mixture of colors. Hide them all over the room before students enter. Encourage individuals to find them (some easy to find, others difficult) and gather them in the middle of the circle.


Students turn over each 'x' until all words are revealed. Put the words in order on the floor. Say the verse aloud. Mix up the order and challenge the group to put them in order. Say the verse aloud until everyone can say it.

Bible Story:

Hidden Treasure and The Pearls!

Since ye be marooned with this gnarly pirate searching for the Drummond Treasure, I shall pass the time by telling ye a treasure tale told by Jesus Himself long ago.

Gold and silver and pearls are precious treasures. We pirates steal them, divide the booty and then hide our loot where no one can find them. Don't judge me! It's me job!



I personally prefer hiding my treasures in a sea chest, buried under the sand. I make a map so I don't forget where I buried my booty. I don't own this land but, mateys, this treasure is so rich that I will buy the island—once I get rescued!

From Matthew 13:44-46: Jesus said the Kingdom of Heaven is like a treasure hidden in the field, which a man found and hid. In his joy, he goes and sells all he has and buys that field.

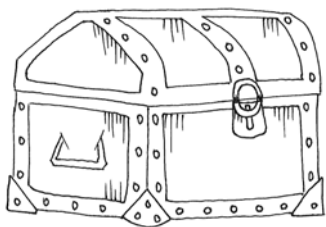
Let's think on this puzzle. A worker is working along in the field minding his own business, plowing or digging or making a water well. It could be, since the field did not belong to him, that the owner died.

It appears the owner had buried treasure in the field and no one knew about it. Isn't that a dilemma? Lost treasure and it was found by accident!

One big problem: The pirate who found the treasure didn't have rights to it since he didn't own the field. Hmm, must have been a mighty fine honest pirate to leave the treasure hidden. No stealing!

Solution: He sold everything he owned and bought the field. That made him the 'right legal' owner of everything in, on and under that field including THE HIDDEN TREASURE! What a smart guy. He knew what he wanted and he went after it the right way.

PEARL OF GREAT PRICE: Jesus tells another tale of a merchant who searches the world over for the best pearls. He finds one pearl of great price. The owner knows what that gorgeous pearl is worth and puts a high value on it. The merchant really wants that pearl. He knows it is worth the money so he sells all he has and buys it!



Treasure To Remember:

The Search For Jesus!

There be another tale told in God's Word that be valuable to every pirate. Sit back and listen with your ears to a tale old as time itself. What would happen if evil pirates of old, chased down the wise men in Bethlehem town?
(Unroll old map with poem story inside. Read it aloud.)



The Pirates Of The Galilean



From long, long ago...from the thick mists of time
A tale you won't know will be told in our rhyme.
Of when pirates roamed the earth at their pleasure,
Looking for gold and for hidden treasure.
They cruised all the seas, Black, Red, Caribbean,
From the cold Hebrides to the warm Galilean.

These pirates were fighters in cable-knit jumpers
And Pirate Pete's blighters had a magic compass
A compass that pointed their way to their leisure
To their heart's desire, to their truest treasure.

Now it came to pass when Herod was ruling
That wise men came fast (their fat camels drooling)
Out of the east with gifts for a prince
And up popped Pirate Pete (He needed few hints)
"Hand over yer gold pence!" Pete roared with a 'grr'
"Hand over your frankincense! Also your myrrh!"

But the wise men were wise and they carried few trammels
And shot off (well advised) on their turbo-charged camels.
And Pete's Pirates loped after yelling it would cost them
With grim threats and laughter but very soon lost them.

"Aargh, Cap'n" they panted "those blighters have trumped us!"
"Have your brains gone rancid?" Roared Pete, "Fetch that compass!"
So out came the compass whose needle would show
Where their hearts' desire lay, which way to go
To find their true treasure, the one pearl they sought,
"Now we've got their measure! This way, quick as thought."

So the pirates surmounted their every last hesit
And galloped off mounted on ships of the desert.
They rode and they rode and they rode and they rode,
They rode in the heat goad, they rode where it snowed.



Day and night on their dromedary, jolters and bumpers
And always repeatedly checking that compass
So they could ensure that how little their leisure
They were still chasing what they thought was their treasure.

And now I can comment that at the last stage,
I think they'd have done it and cornered the Magi
And staged a good stick-up and emptied their pockets
And without a hiccup got their gold and their lockets.

Except that the wise men (and this is no fable)
Dismounted their camels and entered—a stable!
Confusing the pirates: "Are they going to jump us?"
"Where has the treasure gone?" "Follow the compass..."

They looked at their compass as hard as were able
And now came their impasse, it showed them the stable
"Where we might be ambushed without pre-advertisement
And fatally vanquished by lurking, armed men!"

But Pirate Pete knew what a good captain's part is
His cheeks out he blew and said, "Courage, me hearties!
The needle speaks clear to us; our treasure's there.
The thing that's most dear to us is ours if we dare."

So drawing their cutlasses silent as night
Those villains of pirateses crept into the light
And found that their needle had led them to treasure
But nothing so feeble as gold of past pleasure;
In spite of their rage high and dreadful behavior,
By stalking the Magi they'd found a Savior;
And forgetting all danger at what they were seeing,
They knelt at that manger, now Pirates of The Galilean!



How Do We Search For Jesus?

What is important to you? *(Let group respond—family, education, favorite toy or food, etc.)* If you did not have those treasures, you would search for them until you found them and took them home.

1. OUR MISSION: There is treasure worth looking for or we would not seek it. When we find it, we know right away that it is all we have ever wanted and will do anything to get it.

2. SALVATION: Jesus is the most valuable treasure in the world. Jesus offers salvation. We cannot pay for salvation. He already paid the great price of His own life on the Cross. This treasure is free!

3. HIDE AND SEEK: The treasures in our story were hidden. Lots of people miss God's plan of salvation because they do not bother to search for it.

4. X MARKS THE SPOT: When the merchant found the pearl of great price, he stopped searching. He found the greatest treasure. 'X' marks the spot. No more looking! Jesus meets our greatest needs, makes us whole and clean before God, quiets our hearts and gives us hope for the future.

PREVIEW PROGRAM ONLY
NOT FOR USE
PLEASE PURCHASE

Pray!

Let's look under our 'X' and see what the treasure is that we have been searching for all this time.

Lift the large X and read the surprise messages hand printed on the four segmnts. In the middle of the X print:

**Here Be Real Treasure!
Set Yer Sights on Jesus!**

1. God loves you and has a purpose for your life

For God so loved the world that He gave His only begotten Son, that whosoever believeth in Him should not perish, but have everlasting life." John 3:16



2. Sin steals you away from God

"For all have sinned and fall short of the glory of God. Romans 3:23

3. ONLY JESUS is God's answer for your sin

"Jesus said, "I am the Way and the Truth and the Life. No one comes to the Father except through Me." John 14:6

4. THE TREASURE IS FOUND!

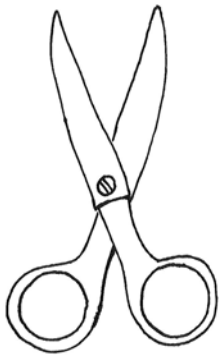
TRUST JESUS!

"If you confess with your mouth, 'Jesus is Lord,' and believe in your heart that God raised Him from the dead, you will be saved."

Romans 10:9

If you have never accepted Jesus as your Savior,
pray with me right now.
Receive the best treasure
...Jesus...The Kingdom of God!

PREVIEW PROGRAM ONLY
NOT FOR USE
Craft



Choose any craft from our suggestion list or create your own keepsake based on the stories of the hidden and found treasures.

Notes:



*The Last Will and Testament of
William Lubber,
Captain of the Ship Sea Cat*



Being holed beneath the waterline this day in my ship the Sea Cat by the terrible pirate Arabella Drummond, I write this to whomever may find my sea chest.


Along with this paper are various items of interest to serve in bringing Drummond to justice, including two map fragments, when joined, will mark the location of Drummond's Treasure.

I beg that you use these fragments to find her hoard and recompense the many victims of her dreadful crimes and outrages.

As for myself, I commit my soul to the mercy of God and prepare to go down with my ship, knowing I have done my duty.

Capt. William Lubber

June 1st, 1726





PREVIEW PROGRAM ONLY
NOT FOR USE
PLEASE PURCHASE

Me Wee Hearties Nursery

Who Should Come?

PIRATES OF THE GALILEAN is not designed for students under four years old. Little ones do not respond well to high activity so loved by older students. A separate space offers security. Invite birth through age three children of teachers and helpers. It is your option to open the nursery to the public.



How Many Helpers?

Provide one helper per baby in charge of all care for that infant from bottles to changing diapers. If that is not possible, ask one adult and a variety of assistants to watch the children.

Should We Plan Activities?

Me Wee Hearties Nursery is a babysitting service. Tell a few stories, sing songs, play CD's, give wagon rides and take walks. Decide how much to do by the ages of the children.

Should We Feed The Children?

Ask parents. They may want to provide snacks. Be sure food is safe and healthful. NO POPCORN, HOT DOGS, LOLLIPOPS OR HARD CANDY which can be trapped in a tiny throat.

How Should We Dress?

Wear washable clothing and comfortable shoes. Theme costuming is not necessary.

What Should We Bring?

Bring Christian CD's and DVD's. Provide a fan for humid days. Place the fan away from children, preferably on a shelf or high table.



Preschool Pirates

Age 4-Pre Kindergarten

Include five year old pre-kindergarten students or allow them to become part of the kindergarten group.

If your preschool students are fun loving, active and mature, include them as one of the five major groups and eliminate the separate preschool group. Often preschool children adapt to normal activities with very little adjustment. Simplify Hidden Treasure Shops as necessary.



Theme

Preschool Pirates study the same spiritual themes as older students. Use the curriculum as a guide. Provide rest time, play and simple crafting. At no time should you feel pressured to move the students to activities if they are crying or upset. Cancel your appearance at any activity center in favor of free play time as needed.

Teachers

Provide one helper for every 2-3 preschoolers. Parental help is welcomed. Wear comfortable clothing. Make each day fun and relaxing. Students should be able to chatter and sing without being reprimanded. However, run away children or rudeness must not be tolerated. Gentle, cheerful redirection usually works quickly.

Home Base

Prepare one room where optional preschool stories, crafts, play and rest take place. Offer this separate space for criers and other young students who need privacy during the day.



Triers


Preschool children are unpredictable. If a few children continually cry, keep them busy separately in the Home Base area. Movement around the building may be threatening for some younger students.

If one or two children never calm down, it may be necessary to ask a parent to stay with their child or to take them home and try again next year.


While we want to accommodate as many young students as possible, crying and temper tantrums discourage teachers, helpers and students. It could be the child is just too young and will do better at a later time.

Notes:

PREVIEW PROGRAM ONLY
NOT FOR USE
PLEASE PURCHASE



Planning The Preschool Pirates Day



Two hours + is a long time for preschool students. Plan your day around lots of play time. Bring balls, balloons, bubbles and other toys to play indoors or outdoors.

Purchase small story books from your local Christian book store. Use these books as fill in teaching times. Travel with the students to all areas of PIRATES OF THE GALILEAN as suggested on the daily schedule.

Opening: Treasure Trove Lagoon

Participate in the Opening if students can sit, sing and respond. This is an opportunity to organize and gather the group before the day begins. If there are criers, ask a helper to take them to Home Base. This avoids chaos and distraction for older students.

Music: Sea Chanteys

Take *Preschool Pirates to Sea Chanteys* and stay with them.

Pirate Bible Theater: Jonah's Locker

The students will enjoy this continuing daily skit. Take them and sit with them. Help the theater team as needed.

Teller Of Tales: Hornswaggle's Harbor

This area features a continuing story. If your young students can sit quietly, take them. It is NOT written for their age level. The suggested story is a Conley Twin adventure with large pictures. An option may be to purchase 5 short stories to tell the group or provide short videos. You decide!

Snacks: Ship's Galley

Take students to snack time. Sit with them. Use this time as a bathroom and hand washing break.



Hidden Treasure Hideaways

Tell the teacher you will visit their room for 15 minutes when their class is not in session. Use existing props to tell stories. If preschool students become one of the five major groups, the Hideaways will be included in the schedule and will not need this visit.

Rest Time

Allow time for unstructured play and rest. Darken the room, play Christian music or a DVD and encourage quiet activity.

Crafts

The perfect craft is one which can be completed by the young student. Provide coloring pictures and crayons, clay or Play Doh for slow times. Large beads or Cheerios/Fruit Loops to string on yarn/shoe string is a favorite activity. Purchase simple projects and everyone will enjoy the experience.

Notes:

PREVIEW PROGRAM ONLY
NOT FOR USE
PLEASE PURCHASE

