

Once Upon A


Time

The Princess Party



PREVIEW PROGRAM ONLY
NOT FOR USE
PLEASE PURCHASE

Once Upon A Time



The Princess Party





PREVIEW PROGRAM ONLY
NOT FOR USE
PLEASE PURCHASE

You Are A
royal **DAUGHTER**

of an almighty

GOD

YOU ARE

a PRINCESS

destined to become a

QUEEN

YOUR OWN **WONDROUS**

story has already begun

YOUR

“Once Upon A Time”

IS NOW



Bridegroom

Words and Music: Christa Shore

(Print on back cover of printed program)

(Youtube: Play this as an Introductory Prayer)

PREVIEW PROGRAM
NOT FOR USE
PLEASE PURCHASE

From the moment I first saw you,
I could tell that you were prized.
And even though you could not see it,
You are a princess in His eyes.

By the hands of the Father, The King of all eternity,
You were carefully created—to be—can't you see?

You are a princess in His ballroom—
You are dancing, you are smiling and laughing—
Carried on the arm of the love of your life!
Oh, how He loves you and adores you—
And His joy in you is written all over His Face.
He is your Bridegroom—forever.

He found in you His treasured bride.
Though at first you could not see it,
You are a princess in His eyes.
By the hands of the Father, the King of all eternity,

You were carefully created—to be—can't you see?
You are a princess in His ballroom—
You are dancing, you are smiling and laughing—
Carried on the arm of the love of your life!
Oh, how He loves you and adores you—
And His joy in you is written all over His Face.
He is your Bridegroom—forever.



**How To Be A Princess
In A Not-So-Fairy-Tale-World**

PREMIUM QUALITY COPY
NOT FOR USE
PLEASE PURCHASE

Be the Princess you have always wanted to be!

You are a princess, Daughter of the King of Kings.

Princesses come in all shapes, sizes and ages.

*When Spring comes, every princess longs to walk
in flowery fields and dance in the King's ballroom.*



Once Upon A Time is a royal evening
learning to become the Princess of our dreams.


Come and be filled with grace and beauty.

Be gifted with the virtues of a true Princess.

*By the Way,
Where is that
Fairy Godmother
When you need her?*

*Are you ready?
Open the book.
Enter the Kingdom.*





Index

Introduction.....	1-4
Index.....	5
Important "Techy" Information.....	6
Life Is Sweet In Our Cinderella World.....	7-10
Guest Speaker.....	11-12
Publicity.....	12-14
Create A Castle.....	15-17
The Royal Feasting Hall.....	18-21
Red Carpet Welcome.....	22-25
A Royal Table.....	26-29
Princess Music: Songs To Dream On.....	30-36
Custom Made: Keepsake Program.....	37
Princesses Gone Wild In The Castle (Games).....	38-41
ONCE UPON A TIME ~ INTRODUCTION 42-45	
Tips For A Royal Program.....	43
Once Upon A Time At A Glance.....	44
Before Dinner Welcome.....	45
ONCE UPON A TIME ~ CHAPTER I 46-50	
After Dinner Introduction: Pure Princess.....	47
Princess Skill #1: How To Curtsey.....	48
Princess Skill #2: How To Wave A Wand.....	49
Princess Skill #3: The Princess Wave.....	50
ONCE UPON A TIME ~ CHAPTER II 51-60	
I Am A Princess After All.....	52-53
Ya Gotta Kiss A Frog Or Two...Or Three!.....	54-55
Slip, Slip, Slipper Style Show.....	56-60
ONCE UPON A TIME ~ CHAPTER III 61-72	
Mirror, Mirror, On The Wall, Who's The Fairest of Them All?.....	62-64
Be Loyal To The Royal.....	65-71
The Secret Code For The Everyday Princess.....	72
ONCE UPON A TIME ~ CONCLUSION 73-77	
How To Be A Princess In A Not So Fairy Tale World.....	74-75
A Letter From The King ~The King's Proclamation.....	76
IT'S NEVER TOO LATE TO LIVE HAPPILY EVER AFTER.....	77



Important 'Techy' Information!

WHEN PURCHASING 'Once Upon A Time~The Princess Party'
AS AN INSTANT DOWNLOAD,
PLEASE NOTE~


**DOWNLOAD FROM OUR WEB SITE
ONE PRINTED MASTER COPY OF THIS PROGRAM.
THE FILE DOES NOT SAVE TO YOUR HARD DRIVE.**

DO NOT WRITE ON THE ORIGINAL MASTER COPY!!!!
MAKE ALL PRINTED COPIES FROM THE ORIGINAL MASTER COPY.
You have permission to make as many printed copies as needed for your group.

This is a ONE TIME ONLY Instant Download.

*The download does not come
with the automatic ability
to change information, insert names,
rearrange or add material via computer.
It is not saved on your hard drive
due to copyright protections.*

**When purchasing the printed master copy,
permission to make all segment copies
for your group is granted.**



COPYRIGHT INFORMATION

Print all pages needed for your local group using your copier. Make as many copies of each page as needed for personal use. Do NOT give this program to any other group. Give interested folks our web site address and toll free telephone number (1-888-236-5433). This allows CLOSE ENCOUNTERS MINISTRIES the ability to continue production of exciting, inspiring Christian programs at low cost to churches across the USA and Canada. All Rights Reserved-Copyright protected.



Life Is Sweet In Our Cinderella World! Create An Evening In The Castle

NOT FOR USE
A Princess Party Is Fun -- Fun Is Good!

Add personal touches to create a royal event remembered for years. Manage arrangements.



From the first moment the planning team meets until the last note of music is played and each glass slipper is tucked away, capture the imaginations of every princess from three to ninety three...or ninety four! Princess waves and proper curtsies are proof that this Princess Ball has been a success.

**Attitude is a little thing
That makes a big difference.**



Prepare A Royal Banquet Before Them!

"Prepare the Way of the Lord."

A banquet is a party featuring food as the main attraction. Add a program, a speaker and local entertainment. The occasion is comfortable and social. One popular Spring tradition is the *Mother and Daughter Banquet*. There are other occasions when banquets are enjoyable: evening events, women's programs, holiday gatherings, annual retreats, summer picnics and breakfast parties.

Dream about the perfect evening!



Would You Enjoy An Informal Castle Gathering?

“Be careful who you make memories with.

Those things can last a lifetime.”

Design a fun and games event where people mix for sparkling conversation, good food and laughter. “Informal” means planners do not decorate formally.

Sometimes parties do not have to be planned at all.

Party games were once wildly popular but there are groups who do not enjoy a lot of organized activity. Check out our games but activities should fit the needs of your guests.

All Out “Let’s Party Like A Princess” Kind of Group

A large party requires detailed planning to handle the program, publicity, decorating, refreshments and clean up. It is a great party if you create your own fun and then remember the event fondly.

Make Memories!

Royal Excellence Is In The Details

“Give attention to the details and excellence will come.”

The smallest details make the biggest impressions. Candles, balloons, small table gifts, background music, greeters and other thoughtful gestures make guests feel welcome, special and pampered.

Smile!

Practice Christian Hospitality Like A Princess

“Hospitality is simply love in action,

much more to do with a generous heart than with food or space.”

“I was a stranger and you welcomed me.” Help guests grow their faith in Christ. Give affection and receive love from others in the family of God.

Maintain friendly conversations.



Set Goals...and Crush 'em!

“A goal should scare you a little, & excite you a lot!”

What do you want to happen while guests are with you? Be specific! Plans we offer are complete but always optional. Adapt details to fit your needs. Add creative ideas. **Change activities as desired.**

Wave A Wand and Organize!

Make changes at the beginning of the planning process. List exactly what will happen and when tasks must be completed. Do not leave organization to the last minute. **Check your list!**

Team Work Makes The Princess Dream Work!

The leadership team may be as few as two or as large as ten or more. Divide assignments between team members. Trust each team to complete their tasks. While specific jobs may be divided, one person should be in charge (the Queen Mother) to keep event planning moving smoothly. **The Key To Success!**

Keep Royally Calm and Buy Stuff!

Stay within the event budget. Keep expense records. Use the church tax exemption number when appropriate.

If You Can't Be Positive, At Least Be Quiet!

Maintain a light and happy atmosphere. If your attitude is right, your team will catch the spirit. When difficult decisions must be made, just do it and soon it will be an interesting story in your distant memory.

After all, this is a party!

Pray Like A Princess!

Pray for the event, the team and the Princess guests. Pray as a team. Take each detail before the Lord and then - **Relax!**



The Feasting Hall Is Under Construction!

Provide adequate time to set up tables, decorations, props and food. Reserve the large area for the entire day. Room arrangements can take place a day before the party. **Reserve the Spot!**

Always Say Thank You With a Curtsey and a Princess Wave

The behind-the-scenes team is the core of this event. Take time to write thank you notes, call and give small thank you gifts.

Recognize the team publically.



Cinderella Clean Up

When the party is over, clean up begins. Cinderellas must show up! The party is not complete until the area is in order. Encourage the team to remove their personal items immediately.

Stay to help with kitchen clean up.

Notes:

*Still A Princess~
Right down to my glass sneakers
and enchanted sweat pants!*



Guest Speaker

"I will boast of all His kindness to me."
– Psalm 34:2



Invite A Speaker

When scheduling a speaker, eliminate some program segments that are performed by the audience guests. The special speaker should conclude the festivities.

*If using the full program,
eliminate the speaker
in favor of group participation.*

The Perfect "Faith Connection" Person

Make a list of possibilities suggested by friends, relatives, pastor, other churches, community groups or national organizations. The speaker can be someone from your group.

Consider The Cost

Ask the speaker if there is a set fee. If not, offer a generous monetary gift including traveling costs. Consider the time they invest in preparation, travel and presentation.

Specific Instructions

Send a letter, make a telephone call and use social media messaging. Include highway directions, arrival time, group size, time limit, lodging information and specific personal details.

*Communicate the program theme.
Include details of what the talk should feature.
Make personal contact periodically
until the speaker travels to the event.*



Care and Feeding

It is disquieting for a guest speaker to enter a room of strangers, speak about personal and spiritual issues and leave feeling as if everyone is still a stranger.

Provide a pre-arranged hostess "friend" who handles introductions, sits with and converses with the guest at dinner and gives that person a sense of belonging.

After Care

Pay promptly. Stay with the guest until their departure. Thank that person from your heart. Follow up with a handwritten thank you note!

Include expenses from the time the speaker leaves home until the event is done. If more meals are required, host or pay accordingly.

Notes:

Princess Code
"Just give me chocolate
and tell me I'm pretty."



Publicity!

Convince guests that **Once Upon A Time ... The Princess Party** will be a unique experience in fine dining and entertainment. They must not miss it! **Go the extra mile to publicize.**

It's All About Details

Invitations, posters, registration forms, programs, handouts and announcements should relate to the theme.

Use the same colors, scripture, picture or logo on every piece of publicity.

Invite Everyone! Send Invitations! Talk It Up!

If this is a community wide event, place posters in local restaurants, business offices. Insert invitations in the weekly worship folder and in the monthly church newsletter.

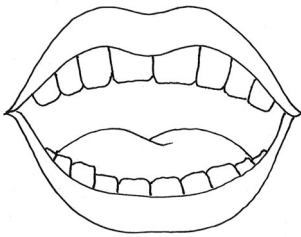
One of the best places to put posters is the Ladies Room at church and in community businesses. If a local business hesitates to put yet another community event poster in their window, suggest their ladies room as a great "out of the way" place!

Create Buzz!

Involve lots of people in the planning stages. They don't have to be on the formal planning team. Delegate tasks and small speaking parts. Ask as many people as possible to participate in the formal program.

Everyone who participates will attend and will be more likely to talk about the event and invite others. Many hands make light work.

Cut stress with more help.



Even More Fun!

Let everyone know prizes are involved. Give gifts for various games. Gifts do not have to be expensive: candy, flowers, pottery, figurines, notebooks, pens, etc. Small toys for the little princesses.

HOT TIP!
CHECK OUT YOUR LOCAL DOLLAR TREE!

Enjoy the company of friends.

Be Creative!

If the banquet is around Mother's Day, tell the men and families that the banquet cost is a great Mother's Day gift they can give wives, mothers and daughters. Find creative ways to make your banquet a "gift" to women and girls who want to attend.

ANOTHER HOT TIP!
WHAT ABOUT LITTLE PRINCES?
YES! THEY MAY BE INCLUDED ANY WAY DESIRED.
PROVIDE APPROPRIATE GIFTS.

Notes:

*Princess Life
Is Better
With Glitter!*



Create A Castle!



PREVIEW PROGRAMS
NOT FOR
PLEASE PURCHASE

Any Home Can be a Castle
When the Lord is King of Kings.

Plan decoration at the beginning of the planning process. Trust your own amazing creativity. Choose the best of our ideas to get started.

Add your own creativity.

Artistic, visually creative people take the responsibility to turn the banquet room into a visually delightful space that sparks conversation and delight ~ and lots of picture taking! Remember, it is also delightful to decorate simply at each table.

You cannot go wrong!

HOT TIP!

Use all your internet super powers to visualize beautiful Castle decorating ideas!
Google themes: Princess Party, Princess, Castle, Royal Party, Disney Princess Party.

BEST TIP EVER!

There are many Princess Party ideas on Pinterest, various blogs and web sites.
Short of ideas?

Feast your eyes with online options. Use your imagination.

Prettify!

Choose unique accessories to make the tables and room sparkle. Do NOT clutter the area with an overabundance of 'stuff'. Less is More!

The entire area should feature princess/castle items. Add white, brass, black metal lanterns with candles, draped lace, floor balloons. Individual events will be different depending upon available items.



*The fun begins as guests arrive and
your Royal Princess theme comes to life
with table elegance, lights, pictures and music!
Let early arrivals wander around the tables.*

**“I’ve Got Whozits and Whatzits Galore!
You want Thing-A-Ma-Bobs? I Got Twenty!”**

Here’s How To Make Them Magically Appear!

*Gather as many Princess related items as possible.
This is easier to do than you may imagine.*

Become familiar with the available space. Use color, sparkle and light to best advantage. The result is a delight to the eye.

Keep it simply elegant!

1. Borrow: Put out a call for every person who has an elegant item to lend. Sparkling costume jewelry, tulle, sheer curtains, large candles, pillars, flowers.

Tag with owners’ initials.

2. Buy: There is an amazing array of princess related items for low prices online.

Check it out.

3. Sew: Ask a willing team of sewing gals to make simple accessories for display.

Set creativity loose in the weeks before the event!



Table Tips –Imagine!

Guests tables feature an array of Princess items or be identical. Use what is available. Choose colors for table coverings and coordinate flowers, candles. Pearls, glitter, glass slippers, as desired.

Colors: Choose coordinating colors for a basic foundation. Consider Princess pink and white, with pops of yellow throughout the room.

Choose two or three colors to avoid a chaotic look.

Centerpieces: Let the fun begin. Each guest table should be focused around white pillar candles, flowers, Glass/crystal, pearls, white gloves, tiaras, vintage tea cups and saucers. **Add creative touches.**

Printed programs: Print program covers using a complimentary color. Create your own printed information based on local event details.

Place a printed program on or near each plate.

HOT TIP!

Feature the main color on heavier cover paper.
Place program information inside as desired.
Add satin ribbon and glitter as desired.

Vintage Touches: Search the attic, basement and back corners of cupboards to dust off vintage items inherited from grandparents, aunts and uncles and found in yard sales. **Think Sparkly jewelry!**

No Clutter: Choose table items sparingly. Do not try to “do it all” on each table. **Step back and enjoy the view.**

Choose the event style before gathering items.

Whatever you choose will be royally delightful!

“You have your own style, now let it come through and remember, no matter what, ‘you got to be you’.”

~ Sebastian “The Little Mermaid”



The Royal Feasting Hall

Guest tables are the featured 'Stars' of the room.

Add eye catching props as available.

Carry the royal Princess theme into the entire space.
Choose available items. Not every idea has to be used.



Stage

Create a simply elegant royal throne room. One large chair center stage. Add floor plants to each side of the throne or room dividers covered in sheer curtains and white twinkle lights.

Add dramatic floor lighting behind the throne.

~ OR ~

Create Castle Gardens. Fill the staging area with green plants and flowers and garden statues, baskets, garden seating and pottery. Add dramatic lighting to the floor. Cover the floor with white twinkle lights topped with flowing sheer curtains.

Add a softly blowing fan to mimic garden breezes.



Serving Tables

Do not forget to add a special touch to the serving tables. Food table coverings match the theme colors of the guest table coverings. Add a minimum of flowers, princess items along the tables.

Floral and/or Ivy garlands are wonderful.

Dessert and Beverage Tables: Match the theme colors on these smaller tables and add napkins, plates and cups matching the guest tables.




Photo Booth

Give guests an opportunity to make a memory.

Set up a Princess background spot where private photographs are taken.

Guests may choose to participate or just watch the fun unfold before and after the program. Place chairs or a bench in a comfortable, out of the way, corner area.

HOT TIP!
USE THE STAGING AREA
AS THE PHOTO BOOTH BACKGROUND.



Church Photographer

Choose one person to take digital pictures. Guests have their pictures taken alone or in family and friend groupings of their choice. They can choose to wear aprons or not. Use their phone cameras or your own as desired.

Then...

Listen to the laughter and look for the smiles!

Notes:

*“I wanna be where the people are.
I wanna see, wanna see them dancing!”
~ Ariel “The Little Mermaid”*



Supplies ~ Small Gifts

PREVIEW PROGRAM ONLINE *Shopping!*

Craft and party stores, discount stores and rummage shops.

PLEASE FORGET TO
Make table decorations, programs and table gifts.

Browse the internet for affordable, interesting items.

Creative Table Favors

Choose something eye catching and creative.

Maid Marian Pointy Hat With Edible Favors:

Real Ice Cream Cones: tops dipped in chocolate coating, rolled in sprinkles. Fill with small treats: Hershey Kisses, M&M's, mini marshmallows, twizzlers, straws. Cover with pink or white netting and tie with 1/8" satin bow. Lay across plates.

Glow sticks tied with a bow. Crack the sticks just before guests enter or let them crack their own sticks so they glow throughout the event.

Napkins folded, tied with a bow. Insert items of choice inside the ribbon: Tea bag, spoon dipped in chocolate or whatever is available locally.

HOT TIP! MINIATURE GLASS' SLIPPERS

Mini Glass Slippers are delightful table gifts!

Find packs of small clear plastic *shoes* online at a variety of online companies that cater to weddings, showers and princess parties.

The clear plastic high heels usually come in 12 packs and are fillable or may remain plain in the middle of each plate.



Door Prizes: Ask businesses and restaurants to donate small gifts or gift cards. Buy dollar items: picture frames, note holders, lamps, cosmetic bags, key chains, planters and costume jewelry. Consider the littlest princesses and offer small stuffed animals, coloring books, nail polish, princess paper dolls.

HOT TIPS

The Dollar Tree is a great spot to shop!

Put everyone's banquet ticket in a crystal bowl.

Draw tickets at random.

Winners choose from a gift table
or the gifts can be numbered
and given away in order of the drawing.

Castle Gift

Splurge on one really lovely gift (*silky scarf, bracelet, book, candle and flower ring...you choose.*) and place it in a gift bag with lots of tissue paper and beautiful ribbon. Award the 'one of a kind' castle gift to one person at the end of the party. (*Mother with the most children, oldest mother, youngest mother....you choose.*)

Table Centerpieces

Award table centerpieces to one person with a sticker under their chair or plate. This could be determined by another method...oldest person, most children, dressed in pink, etc.

WWW.ORIENTALTRADING.COM

Accessories: Sparkle! Check the online wedding section for current items including miniature glass slippers, pearls, candles.

Antique Picture Frame Cutouts Hung at wonky angles to walls with streaming ribbons attached look beautiful. Spray glitter the frames.

#13703886 \$9.79 1 SET OF 3.



Red Carpet Welcome

Everyone enjoys an event where people are talking and laughing, light and temperature is controlled, music sets the mood, strangers are just new friends and tables are inviting.



No one enjoys going to a party where people remain strangers, little conversation occurs and a subdued mood becomes awkward.

“Let’s Get This Party Started!”

Greet guests cordially. Direct them to the party area. Encourage guests to browse as the crowd gathers. Help them find their table. Point out rest rooms and conveniences.

Keep guests out of the kitchen!!!

Getting Together

Help the guests “sense the whole”. Enthusiastic group singing encourages togetherness. Choose familiar music. (We help...see “Songs To Dream On” segment.) Play a few easy table games as ice breakers. **Become friends!**


Get Acquainted

Put people at ease with generous hospitality and smiles. Begin with simple table activities. Place conversation starters under a few plates. Scatter pencils. Place paper puzzles or short games in obvious places so guests can work together to win a table prize. **Build teamwork.**

Small Groups

Place guests in small groups and offer opportunities to make more intimate contact with others. Devise an activity that could be done in pairs or teams of four. **Make a moment!**





Alternate the Pace

Activities may be interactive and loud or individually quiet. Create activities requiring a mental challenge with pencil and paper, group skit and some activities for the whole group. **Fun challenges!**

Build Toward a Conclusion

Complete activities just before dinner. Continue programming fun after the meal. **Add spiritual thoughts near the end.**

Love and Laughter!

End the party with a whole group activity. Perhaps singing a familiar song, holding hands in a large prayer circle or personal benediction prayer will be the perfect conclusion. **Memories begin!**

Clean Up

Leave the party area cleaner than you found it. Often those enjoying the fun are asked to help clean up. That can be fun! Don't forget,

"Many hands make light work."

HOT TIP

Keep the music playing through clean up.
Take a moment to sing and dance with helpers.

Every Day Tiara ----->



Notes:

*"Nobody's last words were
'I had too much fun'."*

~ Evelyn Beilenson



A Sparkly Welcome!

*“I am the Daughter of a King who is not moved
by the world. God is with me and goes before me.
I do not fear because I am His!”*

Serve punch as guests gather,
and table seating is confirmed.

Welcome guests by serving a sparkling, cold beverage in crystal punch bowls with crystal cups. Serve a variety of mini appetizers.

Add a few sparkly decorations.

Play soft music. (A Disney Princess CD is perfect.) Encourage guests to enter the area and move from table to table, chat and enjoy the decorations and staged displays.

Raspberry Princess Sherbet Punch

1 gallon raspberry sherbet

1 gallon cranberry juice (well chilled)

Two 2-liter bottles ginger ale (well chilled)

Scoop sherbet into a large punch bowl,
pour in cranberry juice and ginger ale and stir gently.
Repeat for each punch bowl needed.

‘Royal’ Finger Food Appetizers

Choose appropriate appetizers that fit your group.
Because guests will be standing while juggling food,
prepare simple finger foods.

There are many delicious ideas on the internet too!

Place a bowl of mixed nuts, veggie tray/dip, cut fruit , pretzels, potato chips, crackers /cheese, near the sherbet punch bowl.



Angel Food Cake Bite

Angel food cake. Cut into small squares. Place one red cherry or strawberry slice on top of each small bite with a toothpick. Display for serving on a crystal plate.

Ham and Turkey Roll Up Bites

Roll deli ham and turkey. Pin with olive on a toothpick. Place upright in ranch dip.

Pretzels

Garnish mini pretzels with white chocolate and display on a crystal dish.

Notes:



She leaves a little sparkle wherever she goes.



A Royal Table



PREVIEW PROGRAM ONLY
NOT FOR USE
PLEASE PURCHASE

"I want Adventure in the great wide somewhere.!"

Choose food you know your group enjoys and will remember fondly! We make specific suggestions but you know your group best.

<----- Don't Panic! Plan Accordingly.

Decisions! Decisions!

Assign a kitchen team to prepare the meal. Decide how this will be accomplished early in the planning process. Choose a crew to cook and clean up, hire a caterer or host a covered dish meal or dessert gala.

HOT TIP

Ask a local Scout troop to help serve the meal. They often look for community projects.

ANOTHER HOT TIP!

Talk to the GUYS..young and old! Will they become FAITHFUL FOOTMEN? A dedicated crew willing to serve their ladies in waiting".

Ask several "good sports" to dress as chefs to seat and serve the princess group! They might even get to sing "Be Our Guest"!

What Should We Eat?

Consider the cost, the theme and the effort involved to meet the tastes of the group. Consider dietary restrictions of some guests.

Prepare a separate menu for children under age 12.
Communicate the child friendly choices when guests make their reservations

Notes:



Traditional Turkey Dinner

Tossed Salad, Dressings and Rolls

Sliced Turkey

Mashed Potatoes/Stuffing

Mixed Vegetables

Cranberry Sauce

Dessert Choices: Pumpkin Pie, Apple Pie and Vanilla Ice Cream

Chicken Alfredo

Fruit Cup

Chicken Alfredo

Wide Noodles, Pulled Chicken, Alfredo Sauce

Mixed Vegetables, Sliced tomato on the side

Rolls/Muffins

Dessert Choices: Cake, cupcakes (*White, White Frosting*)

Beef

Vegetable Soup Cup W/Shredded Cheese and Bread Cubes

Sliced Tender Beef with Beef Broth

or Cubed Steak with Beef Gravy

Sweet Potato W/Butter and Sour Cream

Vegetable of Choice

Tossed Salad/Rolls/Muffins/Butter

Dessert Choices: Russian Tea Cakes (*Snowball Cookies*)

Fish

French Onion Soup

Light White Fish: Haddock and Tartar Sauce

Baked Potato with Sour Cream and Butter

Vegetable of Choice Dinner Rolls/Butter

Tossed Salad/Dressing

Dessert: Ice Cream Sundaes



Children's Menu Choices

PREVIEW PROGRAM ONLY HOT TIP
Sometimes children do not like the same foods adults enjoy.
Consider a Children's Dinner Menu at a lesser cost.
PLEASE PURCHASE

Children's Menu #1


Chicken Nuggets W/Ketchup or Ranch Dressing
Jello Cubes French Fries
Cold Drink Dessert

Children's Menu #2

Hamburger on Toasted Bun W/Ketchup and Pickle
Macaroni and Cheese Celery Sticks
Apple Slices Cold Drink Dessert

Children's Menu #3

Hot Dog on Bun - Choice of Toppings
Tater Tots Fruit Cup
Cold Drink Dessert



*A person's a person
no matter how small.
~ Dr. Seuss*



Recipe Tips

Chicken Alfredo

Sautee chopped sweet onion in butter in a frying pan. Mix with wide noodles, pulled or diced chicken breast, and alfredo sauce. Add chopped broccoli and mixed vegetable as desired. Just before all ingredients are mixed add diced tomatoes for color. Be sure it is piping hot before plating.

Russian Tea Cakes ~ Snowball Cookies

There are many easy recipes online.

1 C softened butter/ margarine	1/2 C. Powdered sugar
1 t. vanilla	2 1/4 C all purpose flour
1/4 t. salt	3/4 C finely chopped pecans

1. Heat oven to 400 degrees.
2. Beat medium/or with spoon--butter, 2/3 C powdered sugar, vanilla in bowl
3. Stir in flour and salt, Stir in nuts.
4. Shape dough into 1 inch balls.
5. Place 2" apart on ungreased cookie sheet for 8-9 minutes.
6. Roll in powdered sugar immediately, cool, roll in powdered sugar again.

Notes:

*It's not easy being a
Princess
But, hey, if the crown fits!"*





Princess Music

Songs To Dream On

"Love is a Song that never ends."

~ Bambi

HOT TIP
LOOK NO FURTHER THAN THE MUSIC
OF DISNEY PRINCESS MOVIES.

PLAY PRE RECORDED MUSIC AS GUESTS ARRIVE
AND DURING THE MEAL.
AMAZON.COM IS A GREAT MUSIC RESOURCE!

INSTRUMENTAL VERSIONS ARE BEST
WHEN MIXED WITH PARTY CONVERSATION.

CONTEMPORARY CHRISTIAN MUSIC
AND DISNEY PRINCESS SONGS ARE READILY AVAILABLE.

*If your community has amateur/professional musicians,
ask a violinist, guitarist, harpist, pianist or ensemble
to perform as guests arrive and enjoy dinner.
Check out local churches and organizations.*



*Include songs to sing with the group.
Ask a pianist to accompany the group.
There are many wonderful choices!*
(We give you ideas.)





PREVIEW PROGRAM ONLY
NOT FOR USE

HOT TIP
IF A SCREEN SET UP IS AVAILABLE,
PLAY YOUTUBE VERSIONS OF SONGS
FROM "Snow White and the Seven Dwarves",
"Cinderella", etc.

Browse the internet for more music ideas and CD's available that match your sound system and become good theme related melodies.

Piano sheet music for the lyrics we suggest is not included with this party planner.

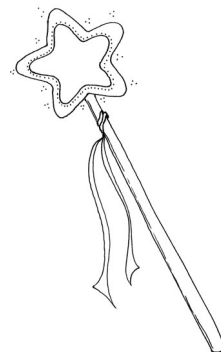
Good News!

The internet offers piano sheet music at a low cost.

Check out: www.musicnotes.com

Notes:

*"Remember, you're the only one
who can fill the world
with sunshine."
~ Snow White*



Songs To Dream On ~



PREVIEW PROGRAM ONLY
BE OUR GUEST
NO (From Walt Disney's "Beauty and The Beast")

PLEASE PURCHASE

HOT TIP!

DRESS THE SERVING TEAM IN APRONS AND CHEF HATS,
CARRYING COOKING UTENSILS.
LET THEM SING AS THEY MOVE/DANCE AROUND THE TABLES OF LADIES!
CHOOSE THE FOLKS WHO ARE ALWAYS IN THE GAME FOR A GOOD TIME.
END WITH A FLOURISH.
DISAPPEAR INTO THE KITCHEN!

Be our guest, Be our guest Put our service to the test
Tie your napkin 'round your neck, cherie
And we provide the rest.

Soup du jour, Hot hors d'oeuvres
Why, we only live to serve.
SPOKEN: Try the grey stuff it's delicious
Don't believe me? Ask the dishes!

They can sing, They can dance
After all, Miss, this is France
And a dinner here is never second best.

Go on, unfold your menu
Take a glance and then you'll
Be our guest, Be our guest, Be our guest.

Tonight you'll prop your feet up, But for now, let's eat up!
Be our guest, Be our guest, Be our guest,
Please, be our guest!



A DREAM IS A WISH YOUR HEART MAKES

(From Walt Disney's "Cinderella")

A dream is a wish your heart makes, when you're fast asleep.
In dreams you will lose your heartaches;
Whatever you wish for, you keep.
Have faith in your dreams and some day ~
Your rainbow will come smiling through.
No matter how you're grieving, If you keep on believing,
The Dream that you wish will come true!



CHRISTIAN VERSION:

A prayer is a wish your heart makes,
when you're on your knees.
In prayer you will lose your heartaches;
Whatever you pray for, you keep.
Have faith in your prayers and some day ~
Your Savior will come smiling through.
No matter how you're grieving,
If you keep on believing,
The prayer that you pray will come true!

KING OF KINGS

(Ancient Hebrew Folksong)

King of Kings and Lord of Lords, Glory, Hallelujah!
King of Kings and Lord of Lords, Glory, Hallelujah!
Jesus, Prince of Peace, Glory, Hallelujah!
Jesus, Prince of Peace, Glory, Hallelujah!

THE PRAYER OF A PRINCESS HEART

(From Twila Paris' "Search My Heart")

Search my heart, make me clean;
It's Your approval I long for.
Rule my life, be my King. Do what You will:
I belong to You. 2x
End: It's your approval I long for.



A WHOLE NEW WORLD

(From Walt Disney's "Aladdin")

I can show you the world, shining, shimmering, splendid.
Tell me princess, now, when did you last let your heart decide?
I can open your eyes...Take you wonder by wonder
Over, sideways and under on a magic carpet ride.
A whole new world—A new fantastic point of view.
No one to tell us 'no' or where to go, or say we're only dreaming.
A whole new world, a dazzling place I never knew.
But when I'm way up here it's crystal clear
That now I'm in a whole new world with you!



THERE'S SOMETHING ABOUT THAT NAME

(Bill and Gloria Gaither)

Jesus, Jesus, Jesus;
There's just something about that Name!
Master, Savior, Jesus,
Like the fragrance after the rain;
Jesus, Jesus, Jesus,
Let all heaven and earth proclaim;
Kings and kingdoms will all pass away,
But there's something about that Name!

WHISTLE WHILE YOU WORK

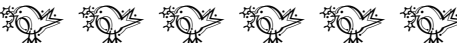
(From Walt Disney's "Snow White and The Seven Dwarves")

Just whistle while you work... 

Put on that grin and start right in to whistle loud and long.

Just hum a merry song 

Just do your best then take a rest and sing yourself a song.
When there's too much to do, Don't let it bother you.
Forget your troubles, try to be just like a cheerful chickadee.

And whistle while you work.... 

Come on get smart, tun up and start to whistle while you work.



MAJESTY!

Majesty, worship His majesty, Unto Jesus be all glory, power and praise.
Majesty, kingdom authority
Flow from His throne unto His own, His anthem raise.
So exalt, lift up on high the Name of Jesus.
Magnify, come glorify, Christ Jesus the King. Majesty, worship His majesty.
Jesus who died, now glorified, King of all Kings!

ONCE UPON A DREAM

(From Walt Disney's "Sleeping Beauty")

I know ! I walked with you once upon a dream.
I know you! The gleam in your eyes is is familiar a gleam.
Yet, I know it's true that visions are seldom all they seem.
But if I know you, I know what you'll do;
You'll love me at once the way you did once upon a dream.

SOMEDAY MY PRINCE WILL COME

(From Walt Disney's "Snow White and the Seven Dwarves")

Someday my Prince will come, someday I'll find my love,
And how thrilling that moment will be,
When the Prince of my dreams comes to me.
He'll whisper, "I love you" and steal a kiss or two
Though he's far away, I'll find my love someday...
Someday when my dreams come true.



Someday I'll find my love, Someone to call my own,
And I'll know him the moment we meet!
For my heart will start skipping a beat!
Someday we'll say and do...things we've been longing to
Thought he's far away, I'll find my love someday....
Someday when my dreams come true.

SIMPLE GIFTS

Tis a gift to be simple, Tis a gift to be free
Tis a gift to come down where we ought to be
And when we find ourselves in the place just right
It will be in the valley of love and delight.

When true simplicity is gained
To bow and to bend, we will not be ashamed
To turn, turn, will be our delight
Til by turning, turning, we come round right



WE BOW DOWN

1. You are Lord of Creation and Lord of my life,
Lord of the land and the sea;
You were Lord of the heavens
Before there was time,
And Lord of all lords You will be. CHORUS

CHORUS: WE BOW DOWN AND WE WORSHIP YOU, LORD!
WE BOW DOWN AND WE WORSHIP YOU, LORD!
WE BOW DOWN AND WE WORSHIP YOU, LORD!
LORD OF ALL LORDS YOU WILL BE!

2. You are King of Creation and King of my life,
King of the land and the sea.
You were King of the heavens
Before there was time,
And King of all kings You will be. CHORUS



OUR GOD REIGNS


How lovely on the mountains
are the feet of Him
Who brings good news, good news.
Announcing peace,
proclaiming news of happiness,
Our God reigns, Our God reigns!
Our God reigns, Our God reigns,
Our God reigns, Our God reigns!

TURN YOUR EYES UPON JESUS

Turn your eyes upon Jesus,
Look full in His wonderful face.
And the things of earth
Will grow strangely dim
In the light of His glory and grace.

*“...and then He said, ‘You’re My Princess,
and not just any princess, You’re My Princess.’”
~ “Everlasting”*





Custom Made!

Keepsake Program

“Daughters of The King live the Neverending Story!”

Prepare a unique take home keepsake
in the form of a printed program.

Not necessary but a nice party addition.

Cover

The cover should be pastel or white. Artwork may consist of a simple graphic and party name. **Spray glitter lightly across each cover.**

Trim

Add a satin bow to the cover. Tie ½" - 1" wide ribbon into bows.
Hot glue one bow to the corner of each program.

Printed Information

Include the menu, committee members, kitchen crew and servers. Add song lyrics, artistic touches, poetry, Bible verse and the title of each program segment. **Adapt to fit your local party plans.**

Be Creative!

This is an opportunity to create a lovely keepsake to be treasured in scrapbooks and memory folders for years. Take time to design a printed piece worthy of the occasion. **It's a Keeper!**

“I have loved you with an Everlasting love.”

Jeremiah 31:3

“You’re a princess and princesses are never nervous.

Princesses are brave and pretty and fearless.”

~ Kandi Steiner, Song Chaser





Be Our Guest! Princesses Gone Wild In The Castle!


Smile!
Seat guests informally at their prearranged table.
Family and friends sit together.

Smile!
Encourage guests to get to know
one another by playing table games.
Guests may team up to answer the questions.

Smile!
Furnish small prizes for each group.
Prizes may be Hershey Kisses,
Mini candy bars or other tiny treat.

Smile!
Give prizes to the guests as they win.
Secret: EVERYONE wins at least once!

**Use table games we suggest
or find games you enjoy.
Copy as many as desired.**





'Tis A Gift To Be Simple

Unscramble The Royal Words

1. Wornc
2. Eltsac
3. Ecpinr
4. Rfgo
5. Stefa
6. Raait
7. Yraol
8. Gink
9. Wong
10. Drrgeabwid
11. Lgare
12. Fluaebit
13. Renoht
14. Sefolwr
15. Vewa

Princess Rewards: 15-God's Girl! 12-14 Royally Related 8-10 Princess In Training 5-7 Cinderella 1-4 God Loves You Anyway

cheat sheet –cut off before making copies

1. Crown 2. Castle 3. Prince 4. Frog 5. Feast 6. Tiara 7. Royal
8. King 9. Gown 10. Drawbridge 11. Regal 12. Beautiful
13. Throne 14. Flowers 15. Wave



Getting To Know You, Getting To Know All About You!

Make copies to cut apart and place in a crystal bowl before the event. Pass the bowls around the table. Each guest pulls one question to answer. Others may 'chime in' with their answers too. No wrong answers!

What was your favorite toy growing up?

Which historical person would you like to be friends with?
-other than Jesus!

What's your favorite thing about one of your grandparents?

Which TV family is most like your own?

Which of the Seven Dwarfs is most like you?
Grumpy, Sleepy,, Doc, Happy, Dopey, Sneezy, Bashful


If someone made a movie of your life would it be a drama, comedy, romantic comedy, action movie or science fiction?


Who was your worst teacher? Why?
Who was your best teacher? Why?

Who would you like to live like for a day?

If you lived in a different state, which one would it be? Why?

What is your favorite aroma in the whole wide world?





Bible Princesses and Queens! Match Their Names~Test Your Knowledge

1. This young Princess bride laughed at King David. Big Mistake!
2. This Queen journeyed far to meet King Solomon and bring amazing gifts.
3. This beautiful woman was the Princess of her tribe.
4. This poor Princess was abused and abandoned.
5. This Queen married a powerful King and was tossed away.
6. This courageous Queen saved her people.
7. This Queen was so beautiful that she caught the eye of the King.
8. This Queen of Judah was awful! She murdered her grandchildren.
9. This evil Queen is known for her beauty and her cruelty.
10. This Princess was 'some kinda' dancer.
11. This Princess married a fool but was wise and after preparing wonderful food was taken home by the King.
12. An every day Princess who worked hard to serve Jesus.

Tamar Michal Salome Martha Sheba Sara
Abigail Athalia Vashti Jezebel Bathsheba Esther



PREVIEW PROGRAM ONLY
NOT FOR USE
PLEASE PURCHASE

Once Upon A Time



INTRODUCTION



Tips For A Royal Program!

PREVIEW PROGRAM ONLY

NOT Princesses of all ages participate.

No Memorization.

PLEASE PURCHASE

Adjust program segments as desired.

Each segment is an option.

Not every presentation must be used!

Make as many printed copies as needed
from the Master Copy.

Consider time limitations.

If a guest speaker has been invited,
use a few segments instead of all segments.



Encourage program speakers to communicate clearly.
Provide microphones.

No rehearsal is necessary.

The program participants follow directions for their segment.
The After Dinner program comes together on the spot.

Confirm participation with each person before the event.




*“Once Upon A Time... A Princess Party”
is a blend of humor,
sentimental thoughts and inspiration.
Choose the best and enjoy the event!*



Once Upon A Time...A Princess Party At A Glance!

PREVIEW PROGRAM ONLY
NOT FOR USE
PLEASE PURCHASE

Hor d'oeuvres
Background Music and Games
Before Dinner Welcome
Once Upon A Time Royal Feast



CHAPTER 1

After Dinner Introduction: Pure Princess

1. How To Curtsey
2. How To Wave A Wand
3. The Princess Wave

Sing!

CHAPTER 2

4. I Am A Princess After All
5. Ya Gotta Kiss A Frog or Two...Or Three!
6. Slip, Slip, Slipper Style Show

Sing!

CHAPTER THREE

7. Mirror, Mirror On The Wall, Who's The Fairest of Them All?
8. Be Loyal To The Royal
9. The Secret Code For The Everyday Princess

CONCLUSION

10. How To Be A Princess
In A Not So Fairy Tale World
11. A Letter From The King!

IT'S NEVER TOO LATE TO LIVE HAPPILY EVER AFTER

Sing!



Before Dinner Welcome

Speaker: *One Person welcomes the guests and prepares them for the fun and inspiration of this Princess event.*

Mirror, mirror on the wall, who's the fairest of them all? I'm wishing...I'm wishing...I'm wishing that I could be a real princess. Today there is no more asking or wishing. I **know** I am a real princess. I am the daughter of the King of Kings.

I have always loved fairy tales. When my grandmother read the words, "Once Upon A Time,,," A dreamy time was about to happen. I still love a good fairy tale. It must be the "princess" in me that sees the way the world SHOULD be.

CS Lewis wrote that a good fairy tale awakens unknown sensations to break us out of everyday life to gain amazing joys. It gets under our skin, hits us at a deep level and shocks us. That is a tall order for a little story but if you have read "The Chronicles of Narnia" by CS Lewis you understand.


We know the ugly duckling will become a swan. Snow White's beauty will not remain hidden. Cinderella will finally make it to the ball. A real princess will be loved. She may not know it. She may cry herself to sleep but trust this: Her prince is coming. Cinderella's cruel family will fade away. Sleeping Beauty will not sleep forever. All will be well.

Fairy tales touch the deepest longings of a woman's heart: the desire to be known, the longing to be loved and the yearning to see that all will be well. No wonder we love princess fairy tales. No wonder we cry when we watch a movie that weaves together these beautiful threads.

And there's more! Princess stories reflect God's bigger story of the good news that is "the best news ever" We are daughters of the King of Kings.

So, sit back, princesses. Enjoy a Royal Feast. For one delightful evening believe in the Princess you are!

Pray For the Royal Feast.



PREVIEW PROGRAM ONLY
NOT FOR USE
PLEASE PURCHASE

Once Upon A Time



Chapter I



After Dinner Introduction:

Pure Princess

Speaker: One person who teaches Princess Etiquette to the group.
Print copies of the Princess Skills on pastel paper for each guest.



Grown up women rarely admit they want to be a princess. Our grown up hearts dismiss it as immature and impossible. "Someday your Prince will come" is met by scoffers who want to fight about men. You might get the dreamy eyed women, who live in a world of romance novels and soap operas, waiting to be rescued. Say "you are a princess" to an eighteen year old daughter and watch the sparkle in her eyes. She's still glowing with the hope of real love and happily every after.

But...tell a six year old girl, "You are a princess" and watch her face beam. You have paid her the highest compliment. You have affirmed in one phrase everything her little heart knows. She doesn't know yet how strong the world will try to steal her joy. And once she gives up her "princess-ness" how hard it will be to get it back. Say "Happily ever after" to a six year old and she believes it even if she doesn't understand it.

Mention "Someday your Prince will come" softly to a wheelchair bound woman facing the end of her life on earth and the twinkle you see in her eyes could rival the North Star. We are most in touch with our deepest desires when we are closest to their fulfillment.

Princess fairy tales offer HOPE! Hope is a powerful force. Listed right up there with faith and love, hope is in the top three strongest forces in the universe. Hope in hope doesn't work. What is the foundation for the hope that is within YOU?

"Honor Christ and let him be the Lord of your life.

*Always be ready to have answer
when someone asks you about your Hope."*

1 Peter 3:15 cev

Are you ready to learn the basic skills of a Pure Princess? Let's go!

Ask the guests to stand.



Princess Skill #1: How To Curtsey

Curt-sy, Curt-sey: A gesture of respect or reverence made chiefly by women by bending the knees with one foot forward and lowering the body or head.

Practice. Once you perfect a proper curtsey curtsey to one another!

PLEASE PURCHASE

Sweep one foot around about 12 inches behind the other in a neat circular movement.

Bend your back leg at the knee

Incline your head and shoulders slightly forward.

(Bend the front knee slightly, if desired.)



A Princess should place both hands slightly out to her sides, just holding out her skirts or palm out if her skirts are too narrow to hold out conveniently.

This method has the advantage of being neat and graceful, without sticking your behind out in the air *(which is what happens if you just bend at the waist!)*

Generally, don't sink to the floor or down on one knee. Reserve this kind of reverence for when you are called forward in court or salute the Crown on the tournament field.



Princess Skill #2: How To Wave A Wand

Wave A Princess Wand: To solve difficult problems with no effort.

Hold the wand gently in one hand. The opposite hand may assist by mirroring the action of the wand hand.

Raise the wand and in a brief motion tap the wand swiftly toward the object.

Never touch the object or another person with the wand. This is considered rude and may make the desired effect null and void.

Reserve touching a person with the wand for very important ceremonies like knighting a brave hero. At that time, touch the knight gently on each shoulder while he is kneeling.



Suggested Uses for Princess Wand:

1. Wave the Princess Wand over any food and all calories will disappear.
2. Wave the Princess Wand toward a friend to erase tummy 'pooch'.
(Consider consequences...new wardrobe...jealousy among friends.)
3. Wave the Princess Wand and become 21. (Careful consideration is required since remaining the age you are now has benefits.)
4. Wave the Princess Wand to complete simple household tasks like dusting, vacuuming, dishes, laundry.
(Consider using husband and children as first choice.)

DO NOT USE THE PRINCESS WAND:

1. To create money. It doesn't work. A princess in jail is not a pretty sight.
2. To wish for peace on earth. That is up to the people of earth.
3. To cure bad habits. This is a personal discipline handled by the princess.
4. To study for a test. Never works. Trust me I have tried!



Princess Skill #3: The Princess Wave

AKA: The Royal Wave, The Parade Wave, The Pageant Wave

Practice the Princess Wave combination of techniques until perfection is reached.



The Royal Wave is the most elegant of many Royal traditions such as not wearing dark shades of nail polish and forbidding the eating of garlic in the presence of Her Royal Highness.

The Royal Wave is a very sedate way to greet crowds of admirers.

So many admirers and handshaking and waving makes a tender royal's wrist ache. Doctors suggested a remedy. Their best solution was to invent a controlled wrist movement.

Begin with a vertical hand with a slight twist from the wrist, a classy affair that oozes decorum but doesn't get too excitable. And that's it! Here we go:

Raise arm with elbow parallel to the floor.

Prepare: Tighten upper arm muscle. (*Nobody wants to see a wavy flabby arm!*)

#1: Screw in the Lightbulb: With elegant hand only moving at the wrist, pretend to "screw in a lightbulb".

#2: Wash The Window: Open hand and fingers and pretend to "Wash the window" with relaxed wrist

#3: Pet the Pearls: Combine an elegant wave by moving hand in two long and three short movements. End by pretending to straighten a length of pearls. Say this to yourself: "Long, long, short, short, short, pearls".

#4: Tears and Kisses: Elbow, elbow, wrist, wrist, wrist, wipe a tear, blow a kiss.



PREVIEW PROGRAM ONLY
NOT FOR USE
PLEASE PURCHASE

Once Upon A Time



Chapter II



I Am A Princess After All

This sweet presentation is originally a song. With minor changes works perfectly for the youngest princesses in attendance. Choose as many girls of various ages to read each segment. Not many little girls? Divide the segments between available participants. Add teen girls too! If the girls are young and non-readers, let them participate with their mother or grandmother reading their part as they 'twirl'!

ASK EVERY LITTLE GIRL TO COME AND TWIRL!

PROPS: Each girl wears a handmade cardboard crown.
If girls have princess dresses, let them wear them! Simplicity is best.



PRINCESS #1: I have a crown, it's true, but it's only yellow cardboard.
I have a gown, it's blue, it's hand me down and just a little short.
I've longed to be a princess since before the age of three
To dance within the ballroom of a castle is my dream
But when I see a mirror, all I see is me
An imitation princess who's missing something key.



PRINCESS #2: A real princess needs a kingdom, I guess my yard will do
And sparkling tiaras, and lots and lots of shoes.
I'll need a horse and carriage, or at least that what I've heard
I bet I should be learning to communicate with birds.



PRINCESS #3: How about a thousand servants and a unicorn or three?
I'd make my brothers butlers, but I bet they won't agree.
If I had a kingdom from the mountains to the shore
There's still a tiny detail I simply can't ignore.
A princess is required: it's the all-important thing
Without it she is just a fraud...her dad must be a king
...but mine just mows the lawn!





PRINCESS #4: And now, right here, it hits me, like a bolt out of the blue
I love my daddy dearly but God's my Father too!
And just the other Christmas I remember we could sing
'Glory, Hallelujah, God our Father, King of Kings!'
My Father, King of Kings!
Do you see what this means?



PRINCESS #5: It's not pretend; it's not a fairy tale
Or child-like fancy time will pale
I know it may be hard to believe I'm Royalty
But with Jesus in my heart, I'm the Daughter of the King!
Who says that I might, in a gown all of white
Pirouette in His glorious hall,
'Cause I'm a Princess after all!



PRINCESS #6: You can keep your crystal slippers
Wishing wells and handsome prince.
You see, enchanted kingdoms can't compare
for what's in store for this Princess of Heaven
for now and evermore.
I am a Princess, yest I am! A princess...after all!

Words by Broose Johnson 2006





Ya Gotta Kiss A Frog Or Two...Or Three!

Speaker: *Single Princesses with a sense of humor!
Two or three speakers may divide the paragraphs
between them.*

Prop: *Carry A Plush Frog wearing a crown or
Poster Frog. Wear a crown/tiara.*

You've got to kiss a frog or two
Before you find your prince!
You sure have to kiss a lot of toads
Before handsome Prince Charming comes along.

"The Frog Prince" fairy tale has many different variations. The most common story is about a Princess who kisses a frog and he is transformed into a handsome prince.

I don't go around making a habit of kissing frogs. If I see a frog in the grass I jump back and sent it on its way. I wonder, "Just how many frogs DOES a princess have to kiss?" "Do princesses seek out frogs to test them out?" "Why does a Princess even want to kiss a frog?"

I'm happy to share good news with all of you right here and now. I have researched the statistics and I KNOW how many duds (I mean frogs) you actually have to kiss. It isn't pretty.

Dr. A.M. Phibian reports the numbers in his new book "Frogs and Why We Love Them". Listen to this: (Read seriously)

Dr. Phibian reports, "There are many misconceptions about frogs. They are not dangerous and, in fact, are the most harmless creatures in the world. Everyone thinks if you touch a frog, you immediately suffer from warts! Not true! Warts are caused by a viral infection." He says...and I quote..."Smarten up"!

"Frogs start life as eggs in the water and turn into tadpoles. Once they grow legs they walk on land but still love water. Frogs don't drink water with their mouth but through their skin. Frogs are cold blooded and have to live by water to cool off.



“A group of frogs is called an army. Why do you think army personnel wear green uniforms? But...some frogs are red and some are yellow and some a brown. One way to tell a boy frog is by looking at his ears. If the ears are as big as the eyes, it's a boy frog. If the ears are small, it's a girl.

“Only boy frogs croak. Some whistle and some chirp like a bird. A frog won't turn into a prince, no matter how many times you kiss him!”

So how are we to know when our true Prince Charming appears? Dr. Am Phibian has practical information to follow. Take notes:

1. THERE'S ONLY ONE MR, RIGHT.

There are lots of frogs in the pond, but that doesn't mean Prince Charming isn't out there. Even with long odds, the right one will come someday. Keep the faith!

2. BELIEVE IN TRUE LOVE.

If there is only ONE Prince Charming, then every other one is wrong. True love will find a way.

3. NOT ALL FROGS ARE THE SAME.


Just because frog kissing might occur, doesn't mean EVERY frog is awful. There are good guys in the pond. Look for a good one!

4. CHECK OUT THE FROGS THAT GOT TOSSED BACK INTO THE POND.

Every prince was probably thrown back into the swamp by another princess at some point or another. A frog is only revealed as Prince Charming when he meets the right princess!

5. LEARN FROM EVERY FROG.

Sometimes you just have to kiss a lot of frogs in order to find a prince!



In his chapter entitled “Exactly How Many Frogs Must A Princess Kiss”, the final research report contains the accurate statistics from Dr. A.M. Phibian:

“Based on detailed surveys taken by anonymous royal members, the journey to find true love is anything but a smooth one for the majority of the population. What is believe it's often tricky to discover the correct prince of their heart. The formula used to derive the results is as follows:

**1X (Princess) + 1Y (Prince) + H₂O (Water) - AU (Gold)
x CARDIO PALPITATIONS
+AGES OF PARTICIPANTS x 5,330= 22
IT TAKES 22 FROGS TO FIND THE PERFECT PRINCE!”**




Slip, Slip, Slipper Style Show

Speaker: Moderator for the Style show stands at a podium with the script. Speak with a distinct, formal, calm voice describing each slipper choice.

Slipper Models: Ask each slipper model to add a bathrobe, coffee mug, shower cap, frying pan, book, bag of chips/cookies, baby doll, cell phone or other fun props to add 'bling' to their specific 'slipper' look.

Style Show Music: Background piano music sets the mood for the entire style show. Ask a pianist or play a quiet instrumental CD ~ just for fun!



What Are We Doing?

Pre Arrange with specific guests willing to participate in a slipper style show. Decide which slipper styles make sense to feature and ask people to match slippers they own or borrow with what is needed for the show. *Be flexible.*

The slipper models gather on stage to show off their slippers.

As their slippers are being described, the model leaves the stage and walks dramatically through the tables, showing off the slippers.

Let all of them roam around the audience as the descriptions are spoken.


For a grand finale, all models re-gather on stage for applause.

Consider having two, three or four models in variations of the same slipper style walk in unison at the same time to replicate a high end fashion show.

If there are fun slippers gals own and not represented in our options, add them with your own short, creative description. Include funny slippers and elegant slippers.



Moderator Introduction



Welcome to our "Slip, Slip, Slipper Style Show". The slipper was made popular by a legendary princess, Cinderella. After wearing rags on her feet, she was rewarded by the famous 'glass' slipper, which she promptly lost! One wonders how comfortable glass slippers are when actually worn to a fabulous ball hosted by the King, Queen and Prince.

There has been a slipper surge. The demand for comfortable home footwear has moved beyond a high heel glass slipper. A SLIPPER IS AN INDOOR SHOE THAT SLIPS EASILY ON AND OFF YOUR FOOT. Rather than walking barefoot, the slipper are Like walking on a cloud, nonslip, warm or cool and protect the tender foot from household injuries. It is imperative that a pair of slippers should be waiting at the front door for every family member each evening or by the bedside each morning.

FUZZY SLIPPERS



The question of the year is, "Why do we wear big, fuzzy, furry slippers"? Look at our models shuffling along in their personal favorites. Big smiles! Fuzzy Slippers must be very cozy. No one is looking in our windows at night when the wind is blowing and the floors and cold. Why not wear Fuzzy Slippers? Add a bit of bling or a cute animal face or animal feet and according to slipper companies, we have a 'winner'! Our fuzzy models are _____, _____, and _____.

MOCCASINS

Leather, wool, suede, felt...Moccasins come in every material that exists. Some have hard soles for walking and others mold to the foot with a soft slipper sole. Many moccasins are decorated with lovely seed beads. Native Americans made moccasins of deerskin or other soft leather, stitched at the top. They sometimes added an ankle piece for protection. Hunters, traders and settlers wore them. Have you wondered about the word 'moccasin'? I didn't think so. It comes from the Algonquin Powhatan word 'makasin', Ojibwa 'makizin' and Massachusettt 'mohkisson'. Now you know! Today moccasins are the comfy foot wear of toddlers, teens, men and women. Our models are enjoying their slippers as they walk among you. Thank you, _____, _____, _____.



FLIP FLOPS

Worn by people of many cultures, flip flops became popular summer footwear in the United States in the 1960's. "Flip flop" is the word used for the sounds they make slapping against the heel of each foot. *Flip-Flop*. They became popular after World War 2 as soldiers brought the Japanese **Zori** back from Japan.

Dating to ancient Egypt from 4,000 BC, a pair found was made of papyrus and palm leaves. The Maasai people of Africa made them of rawhide. In India, wood is favored. In China and Japan, rice straw was popular. The natives of Mexico used the yucca plant.


Flip flops hang together by means of a between-toe strip. They consist of a flat sole held loosely on the foot by a Y-shaped strap known as a toe thong between the first and second toes and around both sides of the foot.

MEDICAL WARNING: *Walking for long periods can be tough on the feet, resulting in ankle, leg and foot pain. There is the possibility of a variety of injuries from ankle sprains or broken bones, friction between toes, bruises and scrapes. Don't avoid this popular slipper, just wear them wisely.*

From the bedazzled flip flop showing off charms, rhinestones, beads to the leather materials worn for dressier occasions, these popular slippers are here to stay. Our trendy flip flop models are showing off their favorite colors and versions of flip flops. Show your appreciation for _____, _____ and _____.

UGG SLIPPERS

For some unexplainable reason, if you were caught wearing Uggs or slippers outside of the the house your crime was punishable by fashion death. No, the classic Ugg boot has made a triumphant return to the world of fashion and it's completely acceptable to wear them for all occasions, throughout all seasons. Uggs are popular and comfortable despite looking like an old toy dachshund who entire face has fallen off. Who cares? Uggs are so comfy that they move seamlessly from boot to slipper with little effort. Our lovely Ugg model this evening is _____, who tells us her Uggs are her life. She says, "If you don't like my Uggs, don't look!"



SOCKS ARE SLIPPERS TOO!

SLIPPER SOCK MODELS: Ask everyone possible to wear their favorite colorful socks.

All ages, all style appropriate!

Ooh, slipper and sock! What a wonderful, soft combination of indoor footwear. It's easy to take socks for granted and leave on the floor, shove under beds or lose to the dryer monster (it happens to the best of us). Slipper socks actually deserve made props for keeping our wiggly and sometimes stinky feet dry, warm and healthy.

Until the 1600's socks were called stockings. They were all the rage with nobility. Nobody else could afford them. First socks? Made of leather or matted animal hair in Greece, moved on to Rome and woven for beauty which took off as a fashion statement in the Middle Ages. As trousers got shorter, stockings got longer...and more expensive.

Fun Fact: A fancy design embroidered or woven on each outer side of a sock is called a 'clock'. Who knew?

The 1589 knitting machine made the knitted sock more available and popular. 6 pair of socks made at once was a big deal! Then came 'nylon'! There is even a city in China called "Sock City". Why? It produces 8 billion pairs of socks each year!

Where Lost Socks Really Go: Socks used as slippers are delightful so how do we lose them? The average person loses 1,265 socks over her lifetime, so where do the GO? One clue is the way socks take a detour and mysteriously show up within the next laundry load. So...they weren't really lost...just delayed in a sweater, sheet or towel. They fall out of gym bags or landed on the sidewalk. Ever throw a holey sock away and forget to toss it's mate? And yes, that pesky dryer eats a few small ones in the hose, filter, nook or cranny.

Show your appreciation for all of our fancy, colorful sock models with cheers and applause! Sock it to them!!!!



CHILDREN IN SLIPPERS

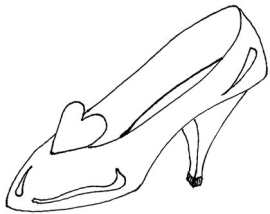
Ask children who are guests to walk around and show off their socks/slippers.

Only the 'willing' participate!

And now, as a special treat, we ask all our little princesses to participate in our style show. Come and show off your socks, slippers and princess shoes. We know you know the "Princess Wave" so wave as you twirl past us!

GLASS SLIPPERS

If each guest has been gifted a miniature 'glass' slipper found at online stores or in party stores, ask them to hold it in their hand. Some children may own the Disney plastic princess version that light up!



Does a glass slipper even sound possible? What if I buy expensive, hand blown glass slippers to impress my beloved and end up stepping on a rock or tripping up the steps? Do they shatter and turn my toes into band aid covered, pathetic reminders of the wisdom of shoes? Real shoes?

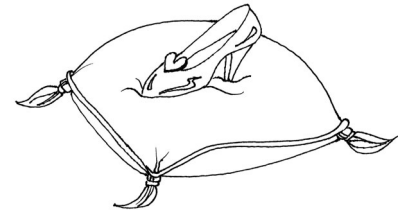
Think about it. The various writers of the Cinderella story tradition had to give the 'sit in the cinders girl' a tender, expensive, out of this world shoe style that no one else would own. Gold slippers would certainly fit the bill, but the glass slipper illustrates Cinderella's delicate nature. She would have to be physically light and dainty to be able to wear them without shattering them. And, after all, this is a Princess Fairy story! Many thanks to our 'glass' slipper princesses.

HOT TIPS!

We got you started with style ideas but there are so many more. Use as many as possible. Include a few of these stylish slippers. Add your own fun descriptions for the Moderator!

CLOGS/CROCS
SCUFFS/SLIDES
WEDDING SLIPPERS

STYLISH SLIPPERS
PEEP TOE SLIPPERS
BALLET SLIPPERS



DOROTHY'S RUBY RED SLIPPERS/WIZARD OF OZ
ANTIQUE SLIPPERS/GRANDMA'S:
(CARRY EACH ANTIQUE PAIR ON DECORATIVE PILLOWS)



PREVIEW PROGRAM ONLY
NOT FOR USE
PLEASE PURCHASE

Once Upon A Time




Chapter III



Mirror, Mirror, On The Wall Who's The Fairest Of Them All?

2 Speakers: One Person to hold mirror and speak as the mirror.
(TIP: Attach script to back of mirror.)
One Princess looking into mirror.
Props: 1 Large Mirror, Princess tiara and as much costume as desired.
A large, silky wrap around scarf with the tiara looks great.
Princess Make-up as desired.



Princess: *(Sad, Tired. Enter and look in the mirror singing... "I'm wishing, I'm wishing..."*) Yawn...Mirror, Mirror on the wall, who's the fairest of them all?

Mirror: *(Waking up)* What? What? Who's there? Move to the middle. I can't see you. Oh, it you, Princess. Well, to tell you the truth, it isn't you today. You look pathetic.

Princess: Yawn.... I had a long night. Didn't sleep a wink. I know it's crazy but it felt like there was a pea poking me from under the mattress.

Mirror: Princess Rule #46! Princesses never stay awake all night.

Princess: I didn't read that far in the Royal Princess Rule Book. Sooooo boring!

Mirror: Let me take another look at you? Smile! Ewww, what's that between your teeth?

Princess: Nothing! Wait! I did eat a little guacamole. Let me look.
(Look in mirror and remove from front teeth.)



Mirror: Ick, from now on put on your best Princess face so I can make an honest judgment without hurting your feelings. You ARE aware that magic mirrors are not able to lie.

Princess: (*Perking up*) I am ready. Mirror, Mirror on the wall, who's the fairest of them all?

Mirror: Let me think about it. I must admit that the evil queen is a strong contender. First I will ask you some questions. Why do you think you deserve to be the 'fairest of them all'?

Princess: Look at me! I am a REAL Princess! I can curtsy. I have the 'wave' down pat. I have glass slippers!

Mirror: All well and good but have you eaten a healthy diet and did you exercise today?

Princess: What kind of question is that? I didn't know this would be part of the deal. I started out good....a bowl of Cheerios with a banana for breakfast. I went to McDonald's for lunch...I love a great Big Mac Meal...super sized of course. With a chocolate milkshake! Hmmm, dinner. Oh yes, I skipped dinner and went right for the hot fudge sundae. What a great day!

Mirror: Exercise?

Princess: What's that?

Mirror: We'll move on. Have you done a good deed since we last met?

Princess: I can answer this one. I did several good deeds. I met an old princess friend and let her lend me her very fancy tiara. I asked the cook to make me a Thanksgiving dinner even though it's not Thanksgiving. And, then my seamstress worked through the night to make me this lovely outfit.

Mirror: Did you understand the question? A good deed is something YOU do for someone else.

Princess: Never mind.

Mirror: Let's try again. What have you done to improve your lifestyle?



Princess: Well, I have to think about this. I've been thinking about it a lot lately. I'm kind of selfish. I'm kind of lazy.

Mirror: Yes.

Princess: And vain.

Mirror: Yes.

Princess: And I'm not that pretty.

Mirror: Yes.

Princess: Hey!

Princess: But.... I am a daughter of the King of Kings. No matter what my flaws and sins are, God still loves me. He's my Father and that makes me a REAL Princess. I believe that Jesus loves me no matter what. I am a Princess!

Mirror: Ask again.

Princess: Ask what?

Mirror: You know.

Princess: Mirror, mirror on the wall, who's the fairest of them all?

Mirror: **My Final Answer:** Not because of your fair beauty, not because of your pure heart and mind, not because you are perfect, but because you are a true Princess, a daughter of the King of Kings, You, Princess, are the fairest of them all.

Princess: *(Curtsey to the Mirror)* I knew it!

Exit



Be Loyal To the Royal!

This is Peek at Bible women who deserved to be Princesses on earth as well as in Heaven. These women remind every princess of today that we stand on the shoulders of daughters of the King who have a place in history to show us the way. Along the way, a fairy tale princess might come to mind.




Speakers: Choose 'princesses' of all ages to participate in this peek at Bible women of history who have taken their place as daughters of the King of Kings.

Costumes: Optional. One suggestion is to provide one large woven scarf/lap cover (for size) that each speaker wears over head and shoulders and then passes to next Bible Princess.

If there are some young girls who own Disney princess dresses, have them stand next to the Bible princess they match. (Let them twirl at some point.)

Many Bible princesses
are represented in this segment.
Choose as many available participants
as time allows,
young and old.





Introduction

When we think of princesses, we tend to focus on tiaras, ball gowns, beautiful slippers, castles and of course, a handsome prince. Walt Disney helped us form our feminine view of royalty.

But...long before Cinderella, Snow White, Ariel, Beauty, Mulan, Elsa and her sister Anna, Sleeping Beauty and Rapunzel, there were princesses God chose. They didn't wear gowns, for the most part. They didn't necessarily live the high, royal life. They were real people, facing real problems in the real world. The difference? Their Heavenly Father, the King of Kings, was taking exquisite care of His daughters.

The First Princess ~ Eve

Eve isn't the most upstanding princess in the Bible but she's certainly the most influential, the mother of us all!


You know what's funny? Paintings of Adam and Eve where they both have belly buttons. Think about it...Take as much time as you need!


Disney's "Beauty and The Beast" is a fairy tale telling the story of **Belle**, who loves her father and would do anything to rescue him, including staying in a scary castle and dealing with a mysterious beast and talking dishes and furniture and....well, you remember Belle's tale.

Eve must have been a Beauty, the original princess creation of God. At least Adam was impressed! Conversation between Adam and Eve must have been difficult at times because they had nobody to talk about. Gossip was invented later!

For awhile they lived in perfect harmony in the Garden of Eden, walking and talking with God. Good food, friendly animals, shady trees, cool water...Eve had it all. Until...a beast showed up dressed as a snake and talked her into the one thing God said not to do. Eat from that doggone Tree! She ate, Adam ate, the rest is history.

"The Lord will fulfill His purpose for me." Psalm 138:8





Princess Grandmothers of Jesus Cinderella In The Ashes

Tamar, Rahab, Ruth and Bathsheba. (Choose one older person to represent all of these people.) Some had affairs, some were prostitutes and some had evil done unto them. Some lied and were truly not the starry eyed perfect princesses.

You could say they were on the ash heap of life. Like **Cinderella!** She was a sad, broken girl who's father died and left her to the nasty whims of women who didn't love her and used her as cheap labor. She sat in ashes by the fireplace before she wore a gown and glass slippers in a castle.

God chose four broken women. Women who felt like outsiders, like 'has beens', like 'never beens'. Women who were weary of being taken advantage of, being unnoticed, unloved and unappreciated; women who didn't fit in, who didn't know how to keep going, what to believe, where to go...women who had thought about giving up. How did they make their mark in history? They were the **grandmothers of Jesus!**

Surprise! Jesus claims princesses who are wandering, wondering, wounded, worn out....as His. He grafts you into His royal line and His story and His heart and He gives you His Name, his royal lineage, his righteousness. They deserve to wear crowns.

(From the words of Ann Voskamp)

"You shall be a Crown of glory in the hands of the Lord." Isaiah 62:3



Princess Priscilla Servant Love ~ Anna From "Frozen"


Throughout **Priscilla's** marriage to Aquila, the couple was known for their powerful ministry and generosity to those in need. Can you imagine sitting in a ladies Bible Study led by the one and only Priscilla?

She became a guiding light for new believers. She worked hard and provided a home and a home church for friends and welcomed strangers. People listened to her and I'm sure she was not perfect like **Anna**, Elsa's young sister and "Frozen" Princess. In the end, Anna's love, patience and persistence won the day just like Priscilla.

God chose Princess Priscilla well. He knew this daughter of the King would light the way for every person who crossed her path

"You are precious in my eyes and honored. I love you." Isaiah 43:4a





Princess Deborah The Persistence of Mulan


In the days when women were not expected to be leaders, **Deborah** became Israel's judge. She was a compassionate, kind hearted leader. And there weren't many leaders like her in Biblical times!

Deborah did not judge from a throne in a palace. She offered judgments and wisdom while sitting in the shade of a date palm tree. No matter that men were saying, "Girls don't become judges." God called Deborah to judge His people. She moved into her judgeship by the power God gave her. Men and women listened to her and admired her judgments.

Mulan is a smart every day Princess whose family honor and freedom was on the line. Did she hide in a corner when told that girls do not go out to battle? Not Mulan! She said, "The flower that blooms in adversity is the most beautiful rare and beautiful of all." She faced the enemy with everything she knew to be wise and right and fair. And she won!

Be like Princess Deborah! Don't let anyone tell you it isn't right for a princess to be wise or to fight for what is right. God gives you a calling that is uniquely you. Be the princess God calls YOU to be.

"Be strong and courageous.
Do not be afraid. Do not be discouraged.
For the Lord your God will be with you wherever you go."
Joshua 1:9



Queen Esther Snow White~Fairest In The Land

Esther did not have choices in life. She didn't even choose to be beautiful! Her outstanding beauty put her in a dangerous situation. She won a beauty contest to become the "fairest in the land". The twist? Queen Esther served a cruel and selfish Persian King. He was surrounded by sneaky, evil people. Everyone else was afraid of him.

Snow White had ONE evil stepmother queen who needed to be the "fairest in the land" every day and tried to get rid of Snow White. Snow White said, "Remember, there's no use in grumbling when the raindrops come tumbling, you're the one who can fill the world with sunshine", and "What do you do when things go wrong? You sing a song!"




There must have been a little Queen Esther in Snow White when she said, *"I'm sure I'll get along somehow. Everything's going to be alright."* Esther's drama began when her Uncle Mordecai said her people were tricked into being killed. Esther must save them!

She dressed in her most beautiful robes and golden crown. She approached the king (who could have killed her) with her most expensive perfume and lovely make up to warn him of an assassination plot AND a plan to kill all the Jews in Persia.

With the power of her fair beauty, prayer and bravery, Esther saved her people! Want to trade places with Queen Esther?

"Perhaps you were made for such a time as this." Esther 4:14



Princess Ruth Love and Loyalty ~ Aurora


Ruth is our example of love and loyalty. As a young widow, she held onto her mother in law (who admittedly was a bit grumpy). She left her small village and followed Naomi to another country to save her life, believing God would provide for her.

Aurora was a lovely **Sleeping Beauty**. She had dreams, that kept popping up through her young fairy tale princess life. She longs for adventures in the great wide somewhere. Sleeping Beauty sees beyond appearance and does what it takes to turn her dreams into reality. Of course, she had to sleep for one hundred years to achieve her dreams but what's one hundred years in God's time? Aurora said, *"Love will always find a way."*

Does that sound like our Bible Princess Ruth? Love filled, loyal Ruth became the great....great....grandmother of.....Jesus!

"Wherever you go, I will go
And wherever you stay I will stay."
Ruth 1:11





Princess Miriam

Moses' sister **Miriam**, before the fame and glory of the Exodus, was a young girl who saved her baby brother. Their distraught mother left her baby boy in a basket in the Nile River to protect him from being killed by Pharaoh. When the Egyptian Princess found him and took pity on him, **curious Miriam**, who was watching from the river reeds, offered their mother to nurse him...and the family stayed together! Way to go, Miriam!

One Disney Princess who was also curious was **Ariel**. She was a fairy tale princess who lived in a happy, fantasy underwater world. Yet she wondered about the lives of land people who walked on two legs. Ariel collected gizmos and gadgets aplenty but wanted more. She watched from the ocean waves and said, *"I just don't see how a world that makes such wonderful things could be bad."*

Perhaps Miriam thought, *"I have watched that Egyptian world from afar and maybe, just maybe, with all the wonderful things they create, they cannot be bad."* Princess Miriam trusted God, her mother and a foreign princess.

"You are precious in my eyes and honored. I love you." Isaiah 43:4a



Princess Sarah

Sarah and Abraham kept trying to have a baby for decades. Now that is patience for a promise with a capital P! Sarah's name means "Glorious".


Imagine young **Rapunzel**, living her life in a tall, lonely tower. Forbidden to leave, she spent her time patiently dreaming of the world she was promised and wondering if a real life would come true for her. In the meantime, she grew long, beautiful hair and had no clue that rescue was possible.

When Sarah heard she was going to have a baby, she laughed! She had been in her lonely tower so long she had given up hope. But...God has a way of making us smile and at age 90, Sarah became the mother of Isaac whose name means "Laughter". Now that's a Daughter of the King story.

"He gives the barren woman a home,
making her the joyous mother of children.

Praise the Lord!" Psalm 113:9





Conclusion: Once Upon A Time Is Also Happily Ever After


There are so many more Bible princesses who were daughters of God and depended on God for every need and desire of their heart. Think of Hannah who cried for a baby and said, "For this child I prayed and the Lord answered my prayer." 1 Samuel 1:27

Bible women young and old,
childless or caring for homes filled with children;
women dressed in rags to women who wore silk and jewels;
women who made mistakes,
women we wish we could be;
women who carried out God's plan for their lives.

Daughters of the King of Kings, each and every one.

"The King's daughter is all glorious within;
Her clothing is interwoven with gold.." Psalm 45:13

"She is far more precious than jewels." Proverbs 31:10



The Secret Code For The Everyday Princess

Speaker: One Princess Guest of any age presents this short monologue.

People wonder why I give compliments to strangers. I have the secret code for everyday princess life. I'm not being fake and I'm not looking for people to like me. If I pass someone and I like something, I say it. "Love those shoes!" Or "Great hair!" Or "Wow, your eyes are beautiful!"

Why? Because life is hard and this world can be a harsh place...and let's face it, some people are mean. You never know how much those few words mean to someone. You never know what they may be going through. When you step into your glass slippers you have the royal responsibility to put sunshine into each person's day.

I become a happier every day princess when I look at the people I meet as opportunities to 'make their day'. There is a secret perk, I become a happier person. It is hard to be nice to someone else and be miserable myself. Princesses who are daughters of the King automatically reflect Joy.

It is my Everyday Princess opinion that offering random compliments will change your life;
and maybe someone else's life too.





Once Upon A Time



Conclusion



How To Be A Princess In A Not So Fairy Tale World

Speaker: *One princess of any age.*



I used to think that I was undeserving of love.
How can a girl who favors mischief have a thing so pure?

Lately, I'm beginning to understand that despite all my flaws,
my mistakes and my sin,
The King has honored me with an everlasting love.

Even though my ways take me farther away
from His presence,
letting me lose sight of Whose daughter I am,
every bit of God's grace I receive draws me nearer Home.



Now I know fully that over and above what I can possibly
understand, Someone, The King, loves me enough for both of us.
I've learned to embrace His undying and unconditional love
with my whole heart.

I am indeed the daughter of The King!
Not only has my debt been paid in full through His legacy,
I have a Royal place in The King's Kingdom.



For all Jesus gave, nothing was asked in return
but a call to live a life which daily accounts
for the blood shed for my cause.

PREVIEW PROGRAM ONLY
NOT FOR USE
PLEASE PURCHASE



Even though my humanness falls short
or causes me to sin again,
this crown I'm blessed with,
I will always wear with pride.

All I vow from this day forward,
Really,
is to be the a true Daughter of the King.
A Princess!

Exit

*A Daughter of the King
is known Not by the Crown she wears,
but by the Message she bears.*

SECRET HOT TIP

Check out "A Letter From The King" on the next page to conclude this royal evening properly. Print the letter on colorful paper and place in an envelope displayed on stage (on the throne if you chose to decorate with one). OR, roll the letter and tie it with a large red or gold bow! Spray with gold glitter!

Tell the group there is one more surprise, and it appears to be waiting to be opened. Open it dramatically and read the King's Proclamation before closing the program in prayer and song.



A Letter From The King

The King's Proclamation

Dear Daughter:

*You are a Daughter of the King
and not just any king, you are My daughter
and I Am the God of all Heaven and Earth.*

I'm delighted with you!

You are the apple of my eye.

You are Daddy's girl.



*Until we meet face to face in the wonderful place
I have prepared for you in Paradise,
fix your eyes on Heaven
and walk closely with Me.*



My arms are not too big to hold you,

My beloved daughter...

Princess of My Kingdom.


Love from your Heavenly Father,

The King



PREVIEW PROGRAM ONLY
NOT FOR USE
PLEASE PURCHASE

**It's
Never
Too
Late**



**To
Live
Happily
Ever
After!**





