

It's All About That Rock!

Let's Rock!

Let's

Rock!

PREVIEW PROGRAM ONLY

NOT FOR USE


PLEASE DO NOT

JESUS
IS MY
ROCK

It's All About That Rock!

No Trouble!

Let's Rock!



It's All About That Rock!

No Trouble!

Who Is The Rock?

**“He is the Rock; his deeds are perfect.
Everything He does is just and fair.
He is a faithful God who does no wrong;
how just and upright He is!”
Deuteronomy 32:4 NLT**

*He gives me solid footing
When the rocks get in my way,
One by one I overcome
Until I see the light of day.
~ Lucy A. Cain*

Jesus said,

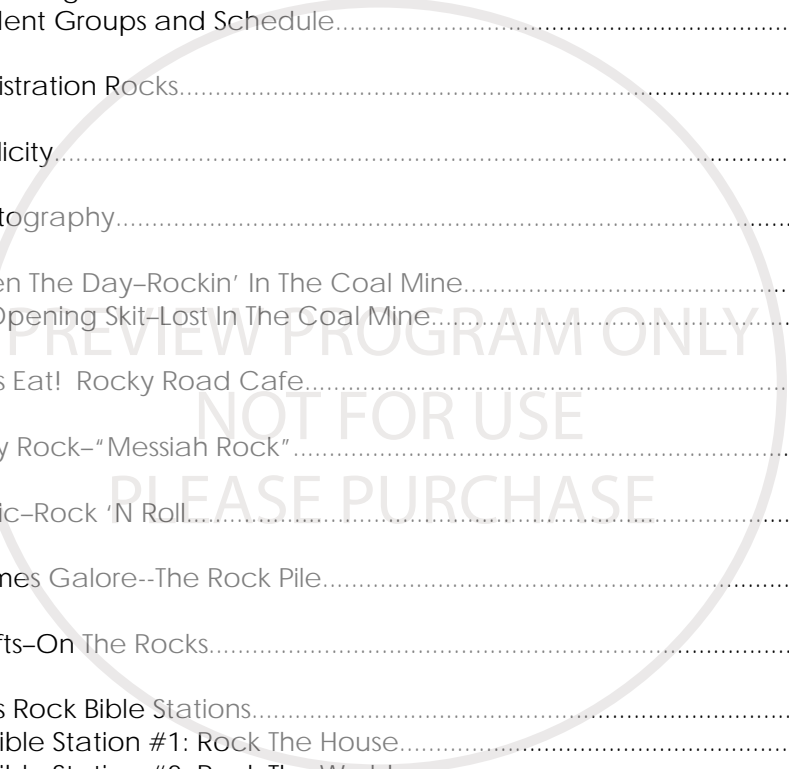
*“...The stone the builders rejected has become the capstone;
the Lord has done this and it is marvelous in our eyes.”*

Matthew 21:42

Find It Quick!



Introduction and Find It Quick.....	1-3
Rock Solid Start.....	4-5
Directing The Director/The Miner.....	6-7
Decorate.....	8
Let's Rock Staff.....	9
Staff Meeting.....	10
Staffing Form.....	11
Student Groups and Schedule.....	12
Registration Rocks.....	13-14
Publicity.....	15
Photography.....	16
Open The Day--Rockin' In The Coal Mine.....	17-19
Opening Skit--Lost In The Coal Mine.....	20-22
Let's Eat! Rocky Road Cafe.....	23-25
Story Rock--"Messiah Rock".....	26-38
Music--Rock 'N Roll.....	39-40
Games Galore--The Rock Pile.....	41-43
Crafts--On The Rocks.....	44
Let's Rock Bible Stations.....	45-53
Bible Station #1: Rock The House.....	46-49
Bible Station #2: Rock The World.....	50-53
Bible Rock Theater--Stones Of Remembrance.....	54-64
Nehemiah: Rock Walls.....	55-57
Joshua and Rahab: Shaky Walls.....	58-59
Saul: Over The Wall.....	60-62
Peter: The Rock.....	63-64
Pebbles Nursery.....	65
Preschool: Rock-et Tots.....	66-67
Closing: Firm Foundation.....	68-69



Rock Solid Start!

One Day Vacation Bible School



Jesus is the Rock and He rolls my blues away,

Bop-she-bop-she-bop. Woo!

-lyrics by Tony Congi

Imagine ONE DAY, jam packed with delightful, exciting 'rocky' summer activities for kids in your community. Choose the time frame that works best for your group. Follow our guidelines and create a ONE DAY Vacation Bible School that children and leaders will remember for years. Can't provide a staff for a five day event? Never fear! One Day VBS is here!

Let's Rock! Delights kids as a ONE DAY summer Vacation Bible School styled event with fun activities, crafts, snacks and Bible stories.

Let's Rock! Visit two Bible stations. "Build On The Rock" teaches how to build a firm foundation on Jesus. "Rock The World" teaches how to share Jesus with the world.

Let's Rock! Start with Rockin' In the Coal Mine Opening and Rock Pile Games. Sing at The Rock Concert. Enjoy "Messiah Rock" Story Teller. Bible Rock Theater features three short Bible skits. Make a great take home gift at On The Rocks Crafts.

Let's Rock! Choose from delicious meal options: *Bedrock Breakfast, Limestone Lunch and Rocky Top Supper*. Toss in a *Rocky Road Ice Cream Social* and the day is complete.

Let's Rock! Christ centered and fun! The *Jesus Is Our Rock* theme is a hook upon which to hang a memory and help students know Jesus and share God's Good News.

COPYRIGHT INFORMATION

Copy pages needed for your local church. Do not give this program to other churches or groups. Give interested folks our order form, address and toll free telephone number (1-888-236-5433). This allows CLOSE ENCOUNTERS MINISTRIES to continue producing exciting, inspiring, positive Christian programs at a low cost to churches across the world.

Copyright-Reserved Rights Protected.

Get Ready!

“He who moves a mountain begins

by carrying away small stones first.”

-Anonymous

Be creative! Build an exciting event using **Let's Rock** as a guide for Bible stories, activities, crafts, snacks and games.

Students and Leaders

Students are Preschool-Grade 6. Leaders are willing teens and adults.

Groups

Color code student groups. Individual groups display matching colored name tags. Color is an invaluable tool when trying to identify stray students.

Bible Stations

Each Bible Station is repeated to individual small groups during the day. Leaders prepare the activities and decorate their areas.

Activity Areas

Areas are designed to add to the Rock theme with food, games, crafts and music. Leaders decorate their area and lead small groups. Some activities gather all students into a large group.

Supplies

Purchase supplies as needed. Look for sales, church discounts, catalog items and scrap materials. Use the church tax exemption number when appropriate.

Create Excitement

Have fun and students will catch the enthusiasm. Greet everyone with cheerfulness while moving from place to place.



Directing The Director! The Miner

"We should build with the stones we have."

-Anonymous

*It is more fun than a mosh pit at a Rock concert!
Become a Director with a Solid Rock foundation.*

*Divided into short segments, people work together.
Kids build their life on Jesus, the Rock of Ages.*

Sound good?

Costume

Become a coal miner with attitude. Jeans, denim shirt and work boots topped by a hard hat and head lamp work great.

Delegate Responsibility

Approach the day as an exciting team adventure. Trust the staff to carry out their tasks. Never apologize when asking for help.

Practice A Positive Approach

Statements like, "We can't do it", "We never did it this way", "There is no money", or "No one will teach" have no place in this program. If the Director's attitude is right, even the grouchiest saint responds cheerfully.

Pray!

Pray for the staff, the children and the set up. Take each detail before the Lord and then-RELAX! Pray together before the day begins. Those who gather appreciate the "upward boost". Plan a five minute session on half hour before the day begins.



Plan!

Read the program and mark areas needing special attention. List all details you must handle personally.

Adapt!

Change or eliminate segments to fit the needs of your local group. Adjust schedule times as desired. Do this during preliminary planning to avoid staff confusion.

Set Up

Provide adequate time for staff members to prepare the big day. Decorate during the week prior to the event.

Say Thank You

Thank the staff privately and publicly. Purchase or make thank you gifts for all staff members.

Beautiful small rocks are available in catalogs with inspirational words etched on them as a nice keepsake. (*Oriental Trading Company offers Inspirational Rocks and rocks with crosses and spiritual sayings. www.orientaltrading.com*)

Clean Up

The event is not complete until the church is in order. Encourage staff to remove their props immediately.

NOTES:



Decorate!

“There is none holy as the Lord for there is none beside Thee;

Neither is there any rock like our God.”

1 Samuel 2:2



Guests discover a fun world with interesting people and appropriate props. Simple, yet exciting, decorating is important to be visually involved with the theme.

Discuss decoration early in planning stages. Leaders decorate their individual spaces. Follow our suggestions or invent your own “rocky” look.

Think @ It

Gather items from family and friends. Find rocks near rivers, streams and lakes. Ask local contractors for inexpensive sources for pebbles, boulders and bricks.

Signs

Print messages on rock shaped cardboard signs. Scatter messages printed on real rocks. Glue real pebbles around scripture verses.

Puzzle Rocks

Print mysterious, puzzling messages on medium sized rocks. Scatter them where students can study them and solve the message.

JAY-EE-ESS-YOU-ESS	(Jesus)
EL-OH-ARE-DEE	(Lord)
SEE-ACH-ARE-EYE-ESS-TEE-EYE-AYE-EN	(Christian)
SEE-ACH-YOU-ARE-SEE-ACH	(Church)
ACH-EE-AYE-VEE-EE-EN	(Heaven)
AYE-EN-GEE-EE-EL-ESS	(Angels)
GEE-OH-DEE	(God)
BEE-EYE-BEE-EL-EE	(Bible)

Street Signs

Place street signs on walls or freestanding coat racks.

ROCKIN' ROBIN LANE	ROCK' N ROLL RAVINE
GRAVEL PIT PLACE	BEDROCK BLVD
ROCKY ROAD	ROCK OF AGES COURT
	PEBBLE PLACE

Let's Rock Staff

"Train your child in the way you know you should have gone yourself."

-Charles Spurgeon

Staff choice will make or break Let's Rock.
Do NOT be satisfied with 'any warm body'.
Aim for the best people to fill each teaching spot.

RECRUIT

Approach people personally with a specific task.
Explain the job fully. No sugar coating allowed.

ADVERTISE

Place a staff recruitment insert in the
Sunday morning bulletin for two or three Sundays.
Explain the insert during worship announcement
time dressed in miner costume.
Give this introductory effort the personal touch.

PICK AND CHOOSE

The Lord honors your attempts
to have the best possible staff.
Pray about staff choices. If someone says no,
assume another person will fill that place.
Ask teens, men, women and senior citizens
to become part of the 'Let's Rock' team!



Staff Meeting

Plan one staff evening to explain exactly what will be expected.

Stress 100% attendance so no other meeting will be necessary.

Seat staff according to work areas.

Distribute lesson plans to each team.

Build in "chatter" time to create excitement and encourage specific planning.

Preview the entire program.

The staff needs an overview of the total program to understand their place in the event.

Be available to answer questions, assign classrooms, give inspiration.

Be the person in charge—THE MINER!

After the meeting, the Director's attention turns to other areas.

Trust the staff to carry out their responsibilities.

The telephone is the staff lifeline.

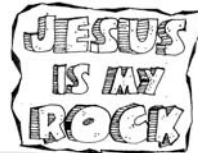
Call each leader to verify progress.
Ask questions. Check on how plans are going.



Let's Rock!
One Day Vacation Bible School

"Help! I need somebody. Help! Not just anybody...."

We will do more in a few hours than many churches accomplish in five days. Hurry! Get your first choice for an unforgettable rocky experience.



<input type="checkbox"/> REGISTRATION ROCKS	Make Name Tags, Register Students	
<input type="checkbox"/> PHOTOGRAPHER		Digital/Video
<input type="checkbox"/> ART CREW		Design/Set up Decorations
<input type="checkbox"/> THE ROCK CONCERT	Music	Lead/Help
<input type="checkbox"/> ROCKY ROAD CAFÉ	Kitchen Team	Lead/Help
<input type="checkbox"/> THE ROCK PILE	Games	Lead/Help
<input type="checkbox"/> ON THE ROCKS	Crafts	Lead/Help
<input type="checkbox"/> STORY ROCK	"Messiah Rock"	The Story Teller
<input type="checkbox"/> ROCK THE HOUSE	Bible Station	Lead/Help
<input type="checkbox"/> ROCK THE WORLD	Bible Station	Lead/Help
<input type="checkbox"/> BIBLE ROCK THEATER	Bible Skits	Actor/Actress
<input type="checkbox"/> ROCKET TOTS	Preschool Staff	Lead/Help
<input type="checkbox"/> PEBBLES NURSERY	Birth-Age 3	Staff Childcare
<input type="checkbox"/> I WILL DONATE FOOD		Tell Me What To Bring
<input type="checkbox"/> I WILL DONATE MONEY		\$_____
<input type="checkbox"/> I WILL PRAY FOR THE TEAM		It's The MOST I can do!

Save This Date:

Time:

For more information contact:

IT'S ME! _____ TELEPHONE _____

"Let us shout aloud to the ROCK of our Salvation"
Psalm 95:1

Student Groups



"He only is my Rock and Defense; I shall not be moved."

Let's Rock One Day VBS is broadly graded and appropriate for Age 4-Grade 6. The goal when grouping students is to create five student groups of approximately equal size.

Pebbles Nursery (Birth-Age 3)

The nursery is separate from older students. Will we open the nursery for the community or will we provide a private childcare service for our staff? You decide!

PREVIEW PROGRAM ONLY
NOT FOR USE
PLEASE PURCHASE

Student Groups Color Codes

Overlap ages in any group. If twenty students are in one group and five students in another, switch some students regardless of age or grade.

Group neighborhood friends together for comfort. Visiting cousins appreciate joining their family members in an otherwise unfamiliar situation.

- | | | |
|--------------------|----------------------|--------|
| 1. ROCKET TOTS | Preschool (Ages 4-5) | White |
| 2. GRAVEL GANG | Kindergarten | Yellow |
| 3. STEPPING STONES | Grades 1-2 | Blue |
| 4. HOT ROCKS | Grades 3-4 | Green |
| 5. CORNERSTONES | Grades 5-6 | Red |



VACATION BIBLE SCHOOL - SCHEDULE

STUDENT GROUPS	9:30 TO 10:00	R E G I S T R A T I O N & O P E N I N G						10:00 TO 10:30	10:30 TO 11:00	11:00 TO 11:30	11:30 TO 12:00	12:00 TO 12:30	12:30 TO 1:00	1:00 TO 1:30	1:30 TO 2:00	2:00 TO 2:30	2:30 TO 3:00	3:00 TO ?					
PRE SCHOOL ROCKET TOTS		BIBLE STUDY	CRAFT	R O C K Y R O A D C A F E						HOME PLAY	REST	HOME BIBLE STUDY	CRAFT	R O C K C O N C E R T M U S I C						C L O S I N G			
KINDERGAR TEN GRAVEL GANG		ROCK PILE GAMES	BIBLE ROCK #1	S T O R Y T E L L E R						ON THE ROCKS CRAFTS	BIBLE ROCK #2	BIBLE ROCK #2	ON THE ROCKS CRAFTS	ROCK PILE GAMES	B I B L E R O C K T H E A T E R						P I C N I C / S O C I A L		
GRADES 1 & 2 STEPPING STONES		ON THE ROCKS CRAFTS	BIBLE ROCK #2	R O C K C O N C E R T M U S I C						ON THE ROCKS CRAFTS	BIBLE ROCK #1	BIBLE ROCK #1	ROCK PILE GAMES	BIBLE ROCK #2	R O C K C O N C E R T M U S I C						B I B L E R O C K # 1		
GRADES 3 & 4 HOT ROCKS		BIBLE ROCK #1	ROCK PILE GAMES	R O C K C O N C E R T M U S I C						ON THE ROCKS CRAFTS	BIBLE ROCK #1	ON THE ROCKS CRAFTS	BIBLE ROCK #2	BIBLE ROCK #2	R O C K C O N C E R T M U S I C						B I B L E R O C K # 2		
GRADES 5 & 6 CORNER STONES		BIBLE ROCK #2	ON THE ROCKS CRAFTS	R O C K C O N C E R T M U S I C						ON THE ROCKS CRAFTS	BIBLE ROCK #1	ON THE ROCKS CRAFTS	BIBLE ROCK #2	BIBLE ROCK #2	R O C K C O N C E R T M U S I C						B I B L E R O C K # 1		



Registration Rocks!

Make Name tags/hats. Organize the Registration Tables. This task is too big for one person. Assign a team. If there is a tangle at registration, the day could be delayed as much as thirty minutes. Mark registration tables with appropriate group colors and information. Once students complete registration, move them into the Opening, already in progress.

Pre Registration

A registration card simplifies arrival. Register through the church newsletter, Sunday morning bulletin and take home forms. Telephone neighborhood families. Visit neighborhoods with flyers.

PREVIEW PROGRAM ONLY

Name Tags

Make simple name tags in bright group colors. Pin tags to students with huge safety pins.

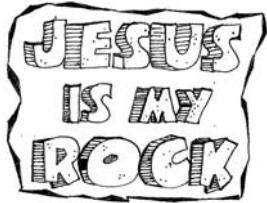
NOT FOR USE
PLEASE PURCHASE

Painters Caps

Fabric caps may be purchased and splattered in neon fabric paint matching specific group colors. These inexpensive white caps with brims can be purchased locally anywhere paint is sold. Brightly colored baseball caps, head boppers and visors can be found at www.orientaltrading.com

Notes:

Let's Rock one day vbs



NAME _____ GRADE/AGE _____

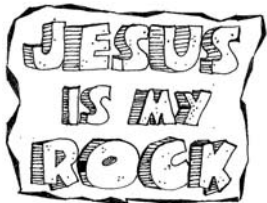
ADDRESS _____

EMERGENCY TELEPHONE (CELL) _____

PARENTS/GUARDIAN _____

IMPORTANT INFORMATION: (Allergies/Special Care, etc.)

PREVIEW PROGRAM ONLY
NOT FOR USE
PLEASE PURCHASE
Let's Rock
one day vbs



NAME _____ GRADE/AGE _____

ADDRESS _____

EMERGENCY TELEPHONE (CELL) _____

PARENTS/GUARDIAN _____

IMPORTANT INFORMATION: (Allergies/Special Care, etc.)

Publicity

Publicity is vital.

*People must know WHAT is going on and WHEN it will occur.
Be clear and concise.*



Church Bulletin: Advertise for staff. Announce in the weekly bulletin.

Church Newsletter: Publish reminders including date, times, special events. Include pre registration forms.

Worship Service Greeters: Greet people as they arrive for church. Hand them colorful flyers and pre registration forms.

Local Newspaper: Submit a written article several weeks before the event. Include information for registration contact.

Visit The Pastor: A staff member appears during announcement time to communicate all the fun.

Local Television and Radio: Ask a local station to film a feature story. This is great publicity and encouragement. Do not assume a crew will NOT come. Call and ask! Christian radio stations publicize church events.

Denomination News, Web Sites: Does your denomination have a communication network? Send pictures and an article. You may be surprised to find your church featured in their next edition.

Signs and Posters: These are the most common forms of publicity. Attach tear off sheets with basic information.


Church Sign: Use the existing church sign or create your own with flags and balloons surrounding it.

Telephone, Email, Web Site: Use current attendance information. Create a committee to contact families.

Photography

Life is like a camera.

Focus on what's important & you'll capture it perfectly.



Pictures are a wonderful way to remember the work and rewards. Encourage smiles and posing for pictures. Share the pictures and video with the entire church.

Encourage Visitors

Most amateur cell phone photographers stand at one side to take pictures and will not disrupt events.

PREVIEW PROGRAM ONLY

Assign A Photography Crew

Ask several people to capture the fun and imagination of the day. Any cost should be underwritten from the VBS budget.

Professional Cameras

Take staff and student pictures. Facial close ups are the most popular shots. Make copies available at a later date.

Videographer

Assign one person to film short clips. Some events can be staged but it is fun to record as events are taking place.

Open The Day!

Rockin' In The Coal Mine

TODAY is a gift from GOD.

Smile and enjoy it!

Highlight the day's events. Pray, make announcements, collect offering and sing. Present the funny "Lost In The Coal Mine" skit. Prepare the gang for a super duper, rockin' day!

As students register, seat them quickly. It should appear they are joining a party already in progress.

If there are 'early bird' students—and there always are—start early with lively Christians music videos, crazy games (Simon Says) and a huge beach ball toss accompanied by music.



The Miner Director

Lead the Opening in costume. Prepare the large group for their adventure. Lead with a sense of fun. Communicate important information.

Spiritual Theme

Students build their lives on The Rock of Ages, Jesus. Then they Rock the World! Bible Rock Theater emphasizes stories of people who built 'stones of remembrance' in their lives, serving God at high cost.

Music

Sing as many songs as possible. Repeat songs during music sessions.

Opening Games

Play a few large group games. Tape tags under a few seats and award small prizes to students in those seats. Toss balloons or beach balls in the crowd. Show a Christian music video and call it a 'Let's Rock' video.

Decorate To Get the Party Started

Use a few of the following ideas or use your imagination to create a fun, pretend coal mine.

Basics: Make three large cardboard rocks, spray paint black, grey and glitter. Set them up on stage with lights behind them on the floor. If a fantasy look is desired, paint them neon colors and top with spray glitter.

1. **Rocks.** Build a real or cardboard rock wall. Print messages on them.



PREVIEW PROGRAM ONLY
NOT FOR SALE
PLEASE PURCHASE

JESUS IS THE ROCK
THE ROCK OF AGES
THE STONES CRY OUT
COME TO THE ROCK
TODAY IS GOING TO ROCK!
BORN TO WORSHIP THE ROCK
ON CHRIST THE SOLID ROCK I STAND
HE SET MY FEET ON A ROCK AND GAVE ME A FIRM PLACE TO STAND.
HE ALONE IS MY ROCK AND MY SALVATION. Psalm 62:2
JESUS IS THE ROCK THAT DOESN'T ROLL

2. **Accessories.** Create a coal mine. Lean old pieces of wood against the wall. Place crates/barrels on one side. Scatter digging tools. Miners often placed a canary in a cage in the mine tunnels to warn of poison gas. Darken the stage. Use spray glitter and low lighting to make it feel like the group is inside a mine.

3. Open Tomb. One option is to place a large cardboard open tomb rock center stage. Light the rolled away cardboard rock from behind to make it appear Jesus' resurrection has occurred.



4. Background Music. Liven up the party with kids' Christian music blasting in the area as they enter and the party begins. Purchase a popular CD and assign an audio person who plays selections at appropriate times.

NOTES:

PREVIEW PROGRAM ONLY
NOT FOR USE
PLEASE PURCHASE

Opening Skit

Lost In The Coal Mine!



Actors:

Director; One teen/adult dressed as a Rock Star

Props:

Flashlights

Instructions:

Read parts

Director:

(Alone on stage. Shine flashlight around the area)

It's so dark in here! I have heard coal mines are full of dirt, dust and wonderful, shiny black rocks. This is my first time in a coal mine. It's a little frightening in here. I had no idea I would get lost.

(Shouting) Hello! If anyone is here, now would be a good time to answer. I'm lost! I'm getting scared! Come and get me. Hello!

Rocker: (From a distance, like an echo) Hel-lo! (Echo: Hel-lo! Hel-lo! Hel-lo!)

Director: What was that? Did you hear that? (Shouting with excitement) Hello! I'm over here!

Rocker: (Echo from a distance) Hello! I'm over here! (Echo: Over here...Over here...Over here.)

Director: It was just my own echo. I thought I was rescued. The dark seems a little darker. The air seems more stuffy. It might be a good time to pray.

"Dear Lord, I think I'm lost in this coal mine. I know I'm not lost from You. I know You are my Solid Rock, but, if You don't mind, could You help me out a little. I don't like the dark and I don't like stuffy air. Please send someone to help me. Thanks. Amen. (Continue to search with flashlight.)

Rocker: (Creeping along aisle, searching with flashlight, not seeing anyone) Hel-lo! I'm lost down here! Come and get me! The joke is over!

I was on my way to a Rock Concert. The limo driver dropped me off here. I don't think this is where I should be. Well, as the song says;

"Whenever you are afraid, just hold your head up high—and whistle a happy tun so no one will suspect—you're afraid!"

Phew, phew, phew! I'm so scared I can't even whistle. I wish I knew how to pray. If there was ever a time to pray, this is it.

Now, how does that prayer go again? "Now I lay me down to sleep, a bag of peanuts at my feet" No, that can't be right. I'll try again. "God is good, God is great, thank You for our food. Amen." No, that's not right either. Oh, why didn't I listen better in Sunday School?

THE TWO ACTORS CIRCLE EACH OTHER WITH THEIR FLASHLIGHTS.
SUDDENLY, THEY BACK INTO EACH OTHER.

Together: (Scream together) Yikes!

Together: What's that?

Together: Who's There?

Together: It's me!

Together: Who are you?

Director: Me! Who are you?

Rocker: I asked first! Are you a dark minded, underground, bad guy?

Director: No! Are you a dark minded, underground, bad guy?

Rocker: No! I'm just lost! I am truly, utterly and completely lost. And I forgot how to pray!

Director: (Sarcastically) Nobody forgets how to pray. Praying is as easy as breathing. The Bible says, "Pray without ceasing."

Rocker: (Sniffing) Well, I 'ceased' a long time ago and I cannot figure out how to do it and I'm a little nervous....I'M LOST IN A COAL MINE!

Director: (Flash light on costume) You look weird for a coal miner. I prayed for a coal miner to rescue me. I'm lost and I know God won't let me down.

Rocker: We are in big trouble. I am not a coal miner. I'm a rock star. I sing for huge crowds. I'm famous. You recognize me, right? (Flash the light under chin.)

Director: I have no idea who you are but I wouldn't recognize anyone in this coal mine if that makes you feel better. We are not in as much trouble as you think. God's Word says where two or three are gathered, He is there. He will answer our prayer. We will get out of here. Let's pray.

Rocker: I don't know how to pray. I only remember, "Now I lay me down to sleep" and I think I get the ending wrong. Prayer isn't important. Who believes in Jesus these days? I may reconsider that opinion if it gets any darker in here.

Director: All is not lost. If you truly want to be found, we can take care of that right now. Ask Jesus to be your Savior. Pray with me: Dear Jesus, I'm sorry for my sin. Come into my life and make me Your child. I never want to feel lost again. Amen.

Rocker: Dear Jesus, I'm sorry...really sorry...I mean, I'm so sorry You won't believe it...for my sin. Come into my life and make me Your child. I never want to feel lost again. Amen.

Director: Time to celebrate! I'm really happy for you. Now that you have been found by God you will never be lost again.

Rocker: It's a miracle! I remember how to pray. Let me ask God to get us out of this old rocky place. "Dear Lord, we are lost in this coal mine. We have tried on our own to find our way out and we cannot do it. We need Your help. Please show us the way. In Jesus' Name, Amen."

Director: Amen. Let's keep looking for an escape route. There must be an opening somewhere.

SHINE FLASHLIGHTS RANDOMLY

Rocker: Hey! Look! Over there! (Shine flashlight to back of audience.) I think I see a light. Yes. It is definitely a pinpoint of daylight. We're saved! Let's go!

Director: That's the same entrance where I came into the coal mine. See what happens when we pray? God always answers when His kids are in trouble. Thank You, Lord!

TOGETHER: (Running to the Exit, Shout) Let's Rock!

Let's Eat!

Rocky Road Café

Eat Well ~ Live Simply ~ Laugh Often



Every Vacation Bible School needs a memorable snack time. This is especially true for a One Day event. Provide one or more meals. It is a great way to initiate fun and friendship. Choose the meal option that best fits your situation.

1. Serve breakfast and lunch to students and staff. Add families for a celebration dinner at the conclusion of the One Day activities.
2. Serve lunch only to students and staff. Plan a family ice cream social to conclude the One Day activities.
3. Serve lunch only to students and staff. Plan a church family picnic supper to conclude the day.
4. Serve lunch only to students and staff.

Create A Café



Arrange an outdoor Rocky Road Café. Students and staff eat together. Decorate an outdoor pavilion or shaded area with streamers, wind socks, balloons and picnic tables covered with colorful plastic coverings. Spread blankets on the ground for small groups of friends.

Add baskets of flowers and picnic baskets. Recorded Christian music adds to the cheerful atmosphere.

Option: Inclement weather can ruin the best of plans. If it rains or if no outdoor area is available, move Rocky Road Café to Fellowship Hall. Set long tables side by side using the decorations planned for outdoors.

Center Pieces



Plant rock gardens in small containers. Small flowering plants (or artificial flowers) arranged between pebbles and small rocks remind diners of the **Let's Rock** theme. The center pieces can be given to staff as token of appreciation at the end of the day.

Scatter large and small rocks along each table.

Serving

Serve buffet style. This is easier for the kitchen crew to prepare and transport to the café area. Seat student groups with leaders. Use paper plates, napkins, disposable cups and utensils. Provide large garbage bins. Communicate that groups are responsible for cleaning their eating area.

A Gentle Suggestion

Do not provide alternative meals for students who refuse to eat what is served. Serve sample portions or allow individuals to refuse to eat specific foods or all foods (they won't starve!) Most students take a "no thank you" helping. Refill when students want more. Do not be held hostage to bad attitudes. Complainers often become enthusiastic, telling everyone they tried something new. The **ONLY** exception should be for those with special dietary/health concerns communicated by parents.

NOT FOR USE
PLEASE PURCHASE
Bedrock Breakfast



Choose a breakfast buffet with a simple menu offered as students arrive. This is a terrific way to keep early arrivals busy while registration occurs. Greet students cheerfully and check to make sure they have registered.

Morning Menu

Choose a variety of child friendly breakfast foods. Design a simple menu for quick preparation and quick clean up. Here are a few ideas:

Menu #1	Menu #2	Menu #3
Scrambled Eggs	French Toast/Pancakes	Cereal
Sausage/Bacon	Sausage/Bacon	Toast
Toast	Fruit Cup	Fruit
Beverages: Orange Juice, Apple Juice, Milk, Hot Chocolate		

Limestone Lunch



Even if no other meal is served, lunch is necessary. Make it a time of food, fun and friendship. Serve fresh summer foods popular with your group. Seat students with leaders. The leaders help with crowd control and clean up.

Afternoon Menu

Include a variety of lunch choices on the buffet table. Simple recipes are always best. Food can be donated by church volunteers. Here are a few ideas to help decide food choices:

- | | | |
|----------------------------------|----------------------|------------------------|
| Hot Dogs | Tossed Salad | Cupcakes |
| Potato Chips/Dip | Ham/Turkey/Chicken | Watermelon |
| Jello Salads | Fruit Cups | Cantaloupe |
| Hamburgers | Ice Cream Sundaes | Popsicles |
| Potato Salad | Egg Salad Sandwiches | Cake/Pie |
| Macaroni Salad | Mac and Cheese | Celery/Pickles/Carrots |
| Beverages: Juice/Milk/Soda/Water | | |

Rocky Top Supper



Publicize supper as the Grand Finale of Let's Rock! Invite church families to participate. After the wild and wonderful events, this is the perfect way to end the One Day celebration. **Add an evening of musical entertainment!**

Evening Menu

Plan an informal picnic dinner. Simple, inexpensive meats can be grilled outdoors. Ask for covered dishes from each family. Serve leftovers from Bedrock Breakfast and Limestone Lunch. Here are a few ideas:

- | | | |
|------------------------|-------------------|--------------|
| Hot Dogs/Hamburgers | Tossed Salad | Potato Chips |
| Potato/Macaroni Salads | Sub Sandwiches | Jello Salad |
| Baked Beans | Vegetable Trays | Relish Tray |
| Lasagne | Fruit | Cakes/Pies |
| Bread/Rolls/Butter | Ice Cream Sundaes | |


Tell A Story!

Story Rock

EVERYONE has a story!

This 30 minute segment provides rest and an exciting story adventure . The story is told aloud to the entire gang in a large group setting as shown on the schedule. It is a restful, traditional way to tell a great story.

Consider dividing the listening time into 10 minute segments with mini exercises or quick game activities inserted for 1-3 minutes. Return to the next chapter and break again before the third chapter.



PREVIEW PROGRAM ONLY

NOT FOR USE
Visit The Story Teller

PLEASE PURCHASE

Gather the large group in the Opening area. If a quiet outdoor area is available, the group gathers and rests on the grass. Transfer the line drawing pictures to transparencies using a copier and transparency film available at office supply stores. If desired, highlight the pictures with markers and display on an overhead projector. If preferred, show each story picture on paper as the story is told.

Messiah Rock


Messiah Rock is a 30 minute old fashioned story adventure featuring characters gathered at a summer Christian Dude Ranch. The gang deals with a troubled boy who does not want to be at the ranch and ends with a meaningful journey to the famous Messiah Rock.

OPTION: If this story does not meet the needs of the group, consider a 30 minute video.


Messiah

PREVIEW PROGRAM ONLY
NOT FOR USE
PLEASE PURCHASE

Rock



VIEW PROGRAM ONLY
NO FOR USE
PLEASE PURCHASE

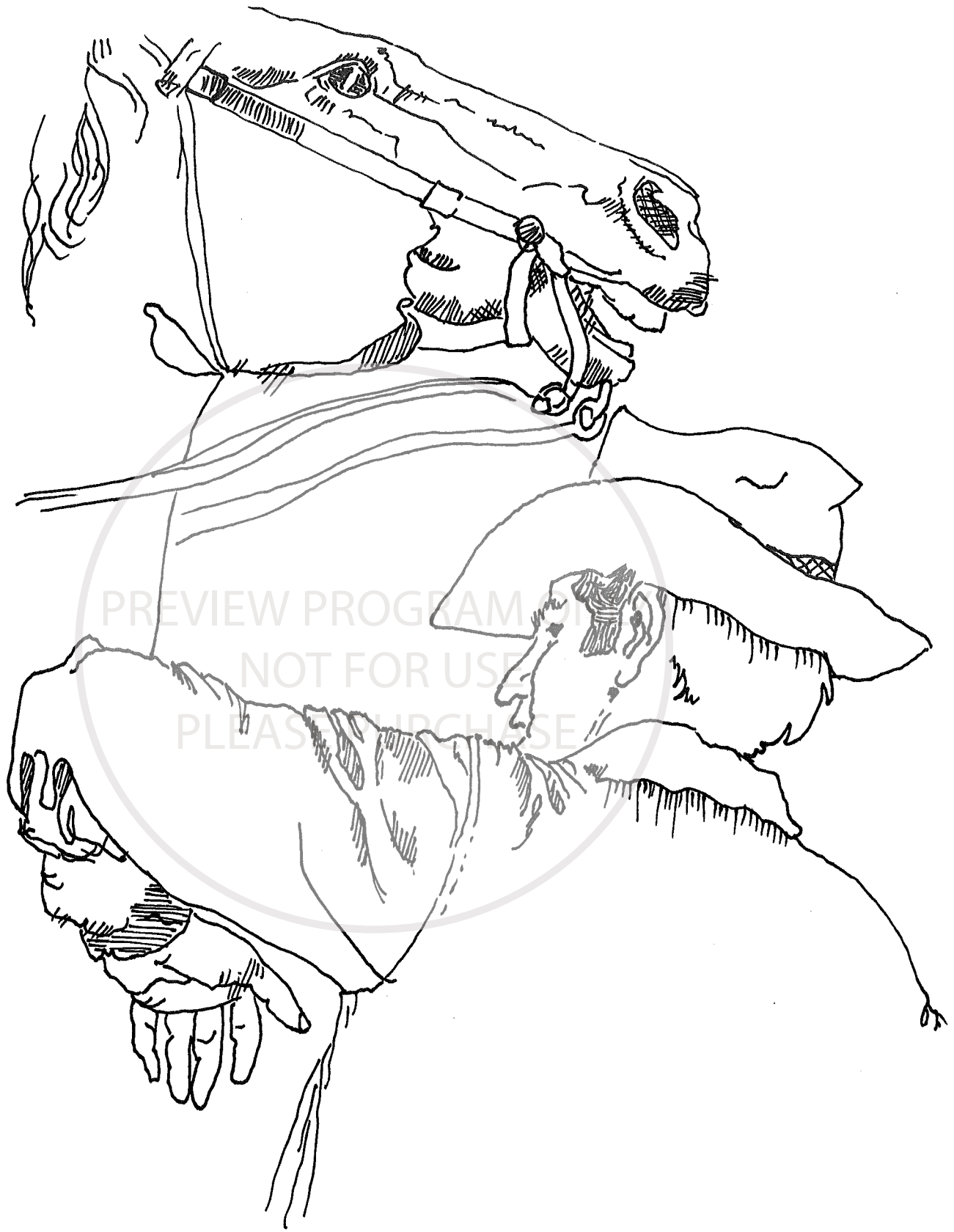







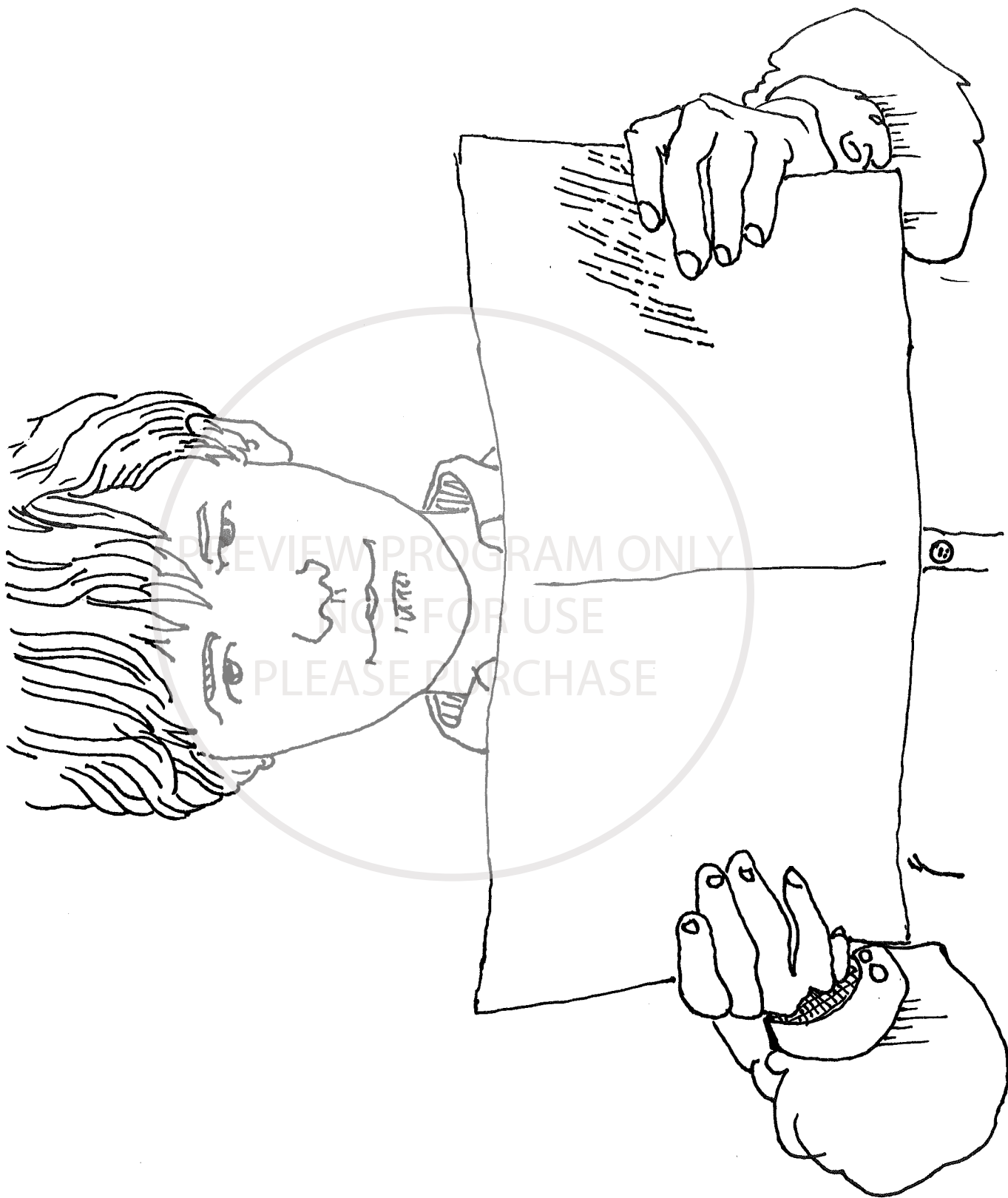




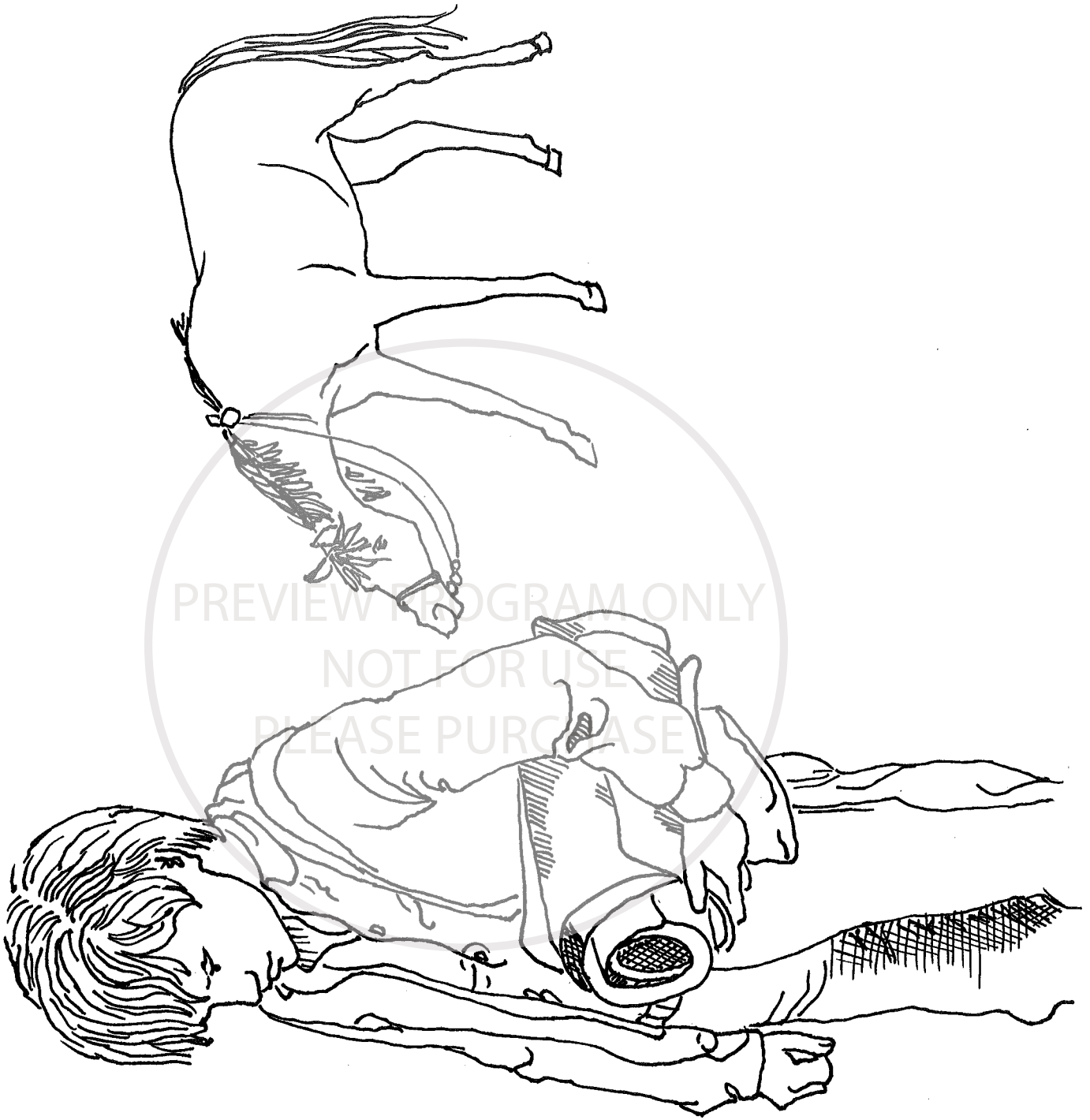














Messiah Rock

Chapter One



Illustration 1: The hot sun beat on tired parents and campers as they walked up the rocky road toward Piney Woods Ranch. Dragging colorful luggage, bed rolls and bags of snacks, they trudged along, wondering why they thought summer on a Christian dude ranch sounded good when signing up in the middle of winter.

The only person smiling was Gabby. Gabby was a crusty old cowboy. He taught horseback riding to city kids brave enough to mount one of the feisty horses milling about Piney Woods corral. Gabby took great pleasure in turning "citized critters", as he called the rooky campers, into "bronc-bustin', bravery testin' buckaroos." And he could do it too, most of the time.

"Hey, hey, hey," Gabby shouted, "Nobody comes to my ranch lookin' like death warmed over. Put some smiles on those sour faces and get your rears in gear!" Taking one look at Gabby's wild west outfit and the scraggly mutt accompanying him, the campers and their families came to life and grinned. He was a weird looking fellow but there was something honest and true about him that everyone admired.

Illustration 2: Parents hugged their children and made their way back to civilization. A rugged young man in a cowboy hat, plaid shirt and blue jeans organized the nervous crowd into small groups.



They lounged on a large front porch lined with rocking chairs, comfortable porch swings and twig tables loaded with frosty metal pitchers of lemonade.

"Welcome to Piney Woods Ranch. My name is James Joseph James. Don't even ask what my parents were thinking when they named me James James. Call me Ranger Jim or Jimmy James or Jimmy Jim. Take your pick. I used to work for the Texas Rangers until I received a higher calling. Now I work for the Lord right here at this ranch. Gabby and I are your trail bosses until your folks come back to get you."

"Yeah," chimed in Gabby, "IF they come back and get you." Everyone laughed nervously.

They noticed a huge rock jutting straight up through a pine forest. It appeared close enough to touch and yet almost too far away to see. The rock shimmered as if filled with diamonds.

"That rock," Ranger Jim said, "Is your ultimate destination. Those of you found worthy to trail ride will visit it and will be changed forever, good or bad. If you are not found worthy, you will wish with all your heart you had learned to ride your horse well enough to go with us to the top of Messiah Rock."



Illustration 3: "Well, I don't care what's on top of that mountain. You can't make me go. I never wanted to come to this broken down dump with a bunch of religious nuts anyway. I brought enough comic books to keep me busy for the summer. Don't bother me about riding a smelly old nag."

This surprising outburst was spit out by a young man sitting on the porch step clutching a paper bag filled with books and junk food. His sandy colored hair was messy. He wore brand new jeans and a crisp, white dress shirt.

"That's quite a speech, young feller. Who are ya'?" Asked Gabby.

"I'm Gerald Arthur Jeffries the Third and you are the most ridiculous looking character I have ever seen."

"Hold on there, young man," interrupted Ranger Jim, "You may not want to be here but you will not speak to Gabby or any other person at this ranch in that tone of voice."



Illustration 4: Sitting in a shady corner, a shy boy wearing a baseball cap spoke up, "Ranger Jim, I'd like to learn how to ride a horse. I think I'm too short. I'm Griffin, Harry Griffin. My friends call me Gruffy. I live in New York City. No one thinks I'm going to have a good summer. I've secretly wanted to learn to be a cowboy all my life."



Illustration 5: Three cheerful girls sat near the open door of the lodge. They giggled and whispered as the meeting progressed. "We're cousins," said one girl. "I'm Clara and this is Jenna and that's Rose. Can we see the horses pretty soon?"

"One more camper to meet before we meet horses." Ranger Jim turned to welcome a handsome boy smiling and chatting with the girls as he rolled an old football through his hands.

The boy said, "I'm Hank Stone. I live in Chicago. My parents are divorced so I travel a lot. My mom wants me to 'meet God' out here, whatever that means. I never rode a horse but I'm willing to learn, I guess."

Jim and Gabby sent the group to the corral where they stood on the wooden rail and watched the ranch hands feed and water the horses. There were animals of every size and shape pawing the ground and sipping water from wooden troughs. They whinnied softly and one came to the edge of the fence and nuzzled Hank's hand.

Griffy said, "Hey Hank, what do you suppose your mom meant about meeting God out here?" "Don't know," replied Hank. "They feel so guilty about splitting up that they will say anything to keep me on the straight and narrow path. You've heard about kids from broken families, haven't you? We turn ba-a-d."

"She wants you to hear about Jesus," said Jenna. "I'm a Christian and He changed me."

"Oh that's just girl stuff," sniffed Hank. "I'm a good guy. Maybe I don't want to change."

Rose pointed to a beautiful white stallion posing regally in the far corner of the corral. His white tail touched the ground and was brushed until it glistened in the sun. A young ranch hand said, "That's Ranger Jim's horse, White Shadow. He is Jim's pride and joy. He's a trick horse. He will do anything for Jim. Anything!"

Back on the porch, Gabby took control of the group of tenderfeet. "Let me see if I can name all of you civilized critters. We have Master Gerald the Third, Griffy, Clara, Jenna, Rose and Hank. How'd I do?"

"You did great, Gabby," laughed Ranger Jim. "There is one very important person these dudes have to meet before our little trail blazing group is complete." He leaned inside the door, "Come out here, darlin'."



Illustration 6: "Hold yer horses! I'm coming." A smiling older woman came rushing out the door carrying a large tray filled with homemade cookies. As she bustled around the corner, a cold pitcher of lemonade careened off the table and fell squarely on the floor in front of Gerald the Third. Lemonade sprayed everywhere. The icy liquid shot straight into Gerald's face and drenched his white dress shirt and new jeans.

In the first moment of shocked silence, Gerald's raging face turned pink to red to purple. "Get away from me you useless old woman! Look what you did! You ruined my clothes. What's the matter with you? Are you crazy?"

Finishing his tirade, Gerald picked up the empty metal pitcher and threw it as far across the yard as he could. Ranger Jim grabbed the boy's arm and pushed him to a seated position on the old wicker swing. "Enough. Cool down." ordered Jim. "I'll deal with your rudeness later."

Gabby and Ranger Jim placed their big arms comfortingly around the weeping woman. Jim patted her, "Sweetie, don't cry. You didn't mean it. Gerald is a bit excitable."

Gabby spun the endearing woman around and said, "Kids, we want you to meet the most important person on this here ranch. She'll wash yer clothes, mend yer socks, bandage yer boo-boo's and cook yer food all before the sun rises. Say hello to my best friend-Cookie Carmichael!"

Cookie pulled herself together, wiped the lemonade from her face and offered cookies to the embarrassed group. "Have a little sweet thing," she sniffed. "It'll cure what ails ya."

Before anyone could stop him, Gerald leaped off the porch and raced to the far end of the pasture beyond the corral. The horses reared and ran side to side while the boy ran past them in a blur. As he disappeared, he shook his fist at the ranch buildings. One could only imagine what he was saying.

Ranger Jim was running toward him when angry Gerald reappeared, carrying an armload of muddy grass, rocks and manure. The group on the porch watched in horror as Gerald slowly but surely spread the filthy sludge down the mane and flanks of Ranger Jim's horse, White Shadow. The powerful stallion merely stood in place as the boy did his dirty work. With an icy glare, Gerald pointed at the approaching man and hissed, "Now will you send me home, Mr. Ranger Man?"

Chapter Two

Illustration 7: Ranger Jim ran his hands gently along the horse, whispering soothing words. Finding no injuries on White Shadow, he faced Gerald. His clear, sad eyes questioned the young man without saying one word.

"That did it, huh, Ranger Danger? Can't deal with me now, can you? I dare you. Send me home. Do it! You've got plenty of cause now that I damaged your ratty pony."

Every horse in the corral stood like a silent statue and every ranch worker waited to see what their leader would do. Jim looked each shocked camper in the eye. When he was certain he had their attention, he spoke one word, "Sin."

He walked up to a trembling Gerald and gave him a long, slow hug. He turned to the group one more time and said in a quiet, serious tone, "God's Grace". A silent, rugged Ranger Jim picked up a nearby hose and sprayed the mud and manure from White Shadow. Shadow jumped joyfully in the cool water and dipped his white, flowing mane into the rainbow spray.

If Gerald Arthur Jeffries the Third could turn back time, he would rewind the clock. His bitter rebellion dissolved after the silent, sorrowful hug. He wished with all of his hard little heart that the prying eyes of campers and workers would look elsewhere. Their gaze was too harsh, too judging. He would have cried except for his prideful spirit.



Not one word was spoken about the horrible event at the corral. The next few weeks filled up with happy, hard work as campers developed their horse skills. They grew strong as they rode their gallant horses. The joy of riding was tempered with common daily chores. Mucking out stalls, feeding animals, grooming their favorite horse and learning how a skilled blacksmith shoed each animal added wisdom to their days.

Gerald couldn't look into the eyes that had searched his own so honestly and sorrowfully. He stayed away from Ranger Jim and Jim did not encourage conversation. No telephone call was made to Gerald's home. No attempt was made to punish him or ask him to leave. In fact, everyone at camp tried to engage him in casual friendship.

Hank Stone and Griffy tried to befriend Gerald but had very little in common with the rebellious boy. They discovered he lived with his wealthy grandmother since his parents were killed in a car crash.

Despite his original bad attitude, Gerald learned how to ride his horse. His specialty chore was polishing saddles. He loved the feel of leather under his fingers. It was a tough job he could do alone. Jim and Gabby saw hope for the difficult young man. Gerald's face eventually softened and he appeared to step into a time of peace.



Illustration 8: After dinner campers met near Piney Woods Lake for devotions. Quiet moments in God's Word and learning simple facts about Jesus under the stars was a gentle way to end each busy day. It was easy to believe God's desire for each person to experience peace and abundant life while living at beautiful Piney Woods Ranch.

One night Rose spoke. "When I came to the ranch I was sad. I asked Jesus to be my Savior. I am a happy girl." Gabby said, "Rose, God's peace comes from knowing Jesus. The Bible says, 'We have peace with God through our Lord Jesus Christ.' (Romans 5:1)"

Gerald leaned back against a large rock and laughed, "What a bunch of wimps. You think you have peace because you see a few stars and talk pretty Jesus words. What a joke!"

Hank crossed the space to Gerald and lifted him several inches off the ground. "Your Royal Highness Gerald is going to take a dive in a minute. How dare you question Rose's 'God' talk. If she says she's got Jesus, then she's got Him. You better zip the lip."

Gerald's eyes turned cold. He challenged Hank. "You got peace in your heart too, skinny? I haven't heard you talk 'weepy' yet."

The group had assumed Gerald was friendly and were secretly disappointed to discover his attitudes had not changed at all.

Hank dropped him to the ground. What Gerald said was true. Hank wasn't ready to change. He didn't want his life to change. How could he have peace when his parents were at war with each other? God was just a big disappointment to Hank.

Ranger Jim interrupted quietly, "Time runs out. We think accepting Christ can wait until we are old. What kind of love is worth much if someone forces us to love? God will never force you to believe."

Illustration 9: "Stampede!" The shouts rang out like rifle shots in the cool night air. The earth shook. Frightened horses ran everywhere. Every available man took off on horseback with a few workers driving small all terrain vehicles. The panicked horses could hurt themselves or some unsuspecting person. Within a few hours the horses were rounded up and were stomping the ground in the safe corral. The only horse still missing was White Shadow.

Gabby woke the weary kids early. "White Shadow is still missing. Don't worry. That's one smart horse. He will find his way home."

"Time to work," shouted Jim. "Our trail ride to Messiah Rock begins soon and we have a lot to do. Shadow will be back into time for his lunch time bucket of oats."

Clara asked, "How did the horses get out of the corral? We always lock the gate. I locked it yesterday."

Ranger Jim was dreading this part of the story. "Someone unlocked the corral gate. The metal lock was sitting on the fence post. One horse discovered freedom and the rest followed."





Illustration 10: Gerald looked up from the comic book he was reading. His eyes flashed as he realized all eyes were on him. "Who are you looking at? I didn't do it."

"Sure you did, Gerald. It's another way to hurt Ranger Jim. If you want to go home so bad, go home! We can't take your hate anymore!" Hank glared at Gerald as he issued his final challenge.

Gerald felt the sting of blame. There was a time when he would have opened that gate if he thought of it. Not now. He loved this old ranch. It was the first time since his folks died he felt hope that life could go on.

He had to prove himself innocent, but how? "I know what to do," Gerald determined, "I am going to find White Shadow."

He picked up his bedroll at the bunk house and snatched candy bars from the kitchen while Cookie was in the big supply room. It wasn't hard for him to leave the ranch. No one was speaking to him. He was invisible as he walked by Hank, Griffy and the girls brushing a horse tied to the porch rail. They ignored him completely.

PREVIEW PROGRAM ONLY
NOT FOR USE
PLEASE PURCHASE

Chapter Three



Illustration 11: The group saddled their horses for the trail ride to Messiah Rock. White Shadow was still missing. Ranger Jim rode an older horse and didn't notice Gerald was missing. He shouted instructions and kept the campers moving along narrow trails and up steep embankments. This was the trail ride the entire camp had anticipated all summer.

Cookie drove a rusty old pick up truck she named Nelly Belle. It was loaded with supplies, bedrolls and backpacks. She chose her path carefully, trying to avoid the deep ruts and mud filled holes that threatened to stop the old truck, leaving her behind.

Winding their way through dense brush, cold mountain streams and steep ridges, the group sang songs, teased each other playfully and pampered their hardworking horses.

As the sun was setting, Ranger Jim guided the group toward Messiah Rock. Gabby and Cookie had arrived earlier. A roaring campfire awaited the tired travelers. Hot dogs sizzled on long sticks. Baked beans simmered over the fire.

This evening at Messiah Rock was the final goodbye for campers who had been strangers a few short weeks ago. Today they were fast friends. The horses grazed on lush green mountain grass and fresh spring water. The campers settled around the campfire for a long night of singing and story telling.

As the sun lowered in the western sky, the kids watched rocky diamond sparkles glimmer along the length of the majestic mountain in the shape of a perfect cross. Whichever way they turned their heads, the brilliant cross was still there. "Oo, Aah," gushed the group. "That is what you meant when you said Messiah Rock is something very special."



Illustration 12: They gazed at the cross and did not notice a bedraggled figure leading a tired, dirty white horse into the campfire circle. They heard a loud snort and turned to find Gerald carrying his bedroll and White Shadow shaking his beautiful white, but dusty, head.

The crowd went wild! Everyone asked questions at once. "How did you find Shadow?" "Where have you been?" "Why didn't you tell us you were going?" "Are you okay?"

Gerald said, "I told you I didn't leave the gate open. You didn't believe me. I had to find White Shadow, Jim. I'm sorry I treated you bad this summer. I didn't get this 'Jesus' stuff until I was lost in the valley today. Shadow waited for me to lead him out and we rode in circles. I told God I would give my life to Him if He would help us find our way home. Shadow lifted his head, sniffed the air and took off. I hung on and we ended up here. I can't explain it. It must have been God."



Illustration 13: Ranger Jim said, "I explained sin and God's grace and peace and many things you all need to understand. Tonight, here at Messiah Rock, I can finish the story. Jesus is the only answer to our sin problem. The Bible says, "Christ suffered one time for sins that He might bring us to God." (1 Peter 3:18 a)

Hank raised his head, "I didn't want to become different when I came to the ranch. I was happy being mad at mom and dad. I want peace. I want Jesus to help me. That can happen at Messiah Rock."

"It isn't being at Messiah Rock that brings God's peace. You don't need to be here to accept Jesus," said Gabby. "Jesus will come into your life wherever you are. There is nothing magical about Messiah Rock."

Griffy chimed in, "I want to know Jesus too. How do I do it?"

Gerald stepped forward, "Let me tell him. I figured it out this afternoon. All of us are sinners, right? We have to ask the Lord to forgive that sin. Then we ask Him to come and fill our lives with Himself. It is that simple! No tricks."

The full Messiah Rock experience was at hand. Ranger Jim began slowly, "When I was a boy I loved horses. I was one of Gabby's 'citized critters'. My family didn't understand my love for Piney Woods Ranch and laughed at me all the time.

"One day I ran away. I left a stupid note saying I would never return and they shouldn't try to find me. I packed my suitcase and got a bus headed for Piney Woods.

"My parents were terrified. They searched high and low. My mother didn't sleep for days. She cried and prayed for me. My father left no stone unturned. My trail grew cold at the far end of the bus line. They were heartbroken.

"When I got cold and tired of sleeping on the street, I called home and said, 'Come and get me'. They tried but on the way they got lost in a weird winter blizzard. For many years I blamed myself with a vengeance. I lived with my grandmother and was angry with the world and myself.

Gerald saw his life in Ranger Jim's story. Tears streamed down his face. The guilt, the anger....Jim's life matched his own.

Ranger Jim continued, "I came to a place of choice. Live or die or be miserable. I chose to trust Jesus to forgive me and save my ornery soul.

The Bible says, 'Whoever calls upon the name of the Lord will be saved'. The 'whoever' is me...and you! I highly recommend Jesus. Make this decision tonight at Messiah Rock. It's an easy 'yes' or 'no' but let there be no doubt, no one can decide to accept Jesus for you. It is the one decision you and you alone can make for yourself.

Around the burning embers of the campfire kids stood to receive Jesus. There was Hank standing with his arm around Griffy. Clara stood with Jenna and Rose. Others followed until nearly every camper prayed to follow the Lord.

Later, when everyone was sleeping, Ranger Jim and Gerald walked to the top of Messiah Rock. Gerald said, "I'm not mad anymore. My dad was the only person who ever called me Jerry. When I hear that name, I nearly go crazy. I think I can hear it now and trust the Lord to calm me inside."

It had been a wonderful evening at Messiah Rock. Gabby was right. No one who visits Messiah Rock leaves the same.

I ask YOU today, have you visited Messiah Rock? Do you know Jesus as your Savior? Ask Jesus to forgive your sin. Tell Him in prayer that you want Him to live with you and make you a believer. Accept Jesus as your Savior and Lord. That is the trip everyone must make to Messiah Rock.

Ranger Jim smiled at the boy who was so much like himself, "Let's try it out! Come on Jerry, let's go home."

"Home," repeated Jerry. "I think Jerry IS ready to go home."

The End

Music

Rock 'N Roll!

“Sing to the LORD a new SONG. Sing to the Lord, all the EARTH.”

~ Psalm 96:1

Rock 'N Roll is a thirty minute music session. Gather the entire group for praise and worship. Sing a variety of familiar choruses. The One Day schedule is set up for a morning music session and an afternoon session.



Decoration

No extra decoration needed if the large group meets in the Opening area.

Costume

Choose costumes according to availability. From the 1950's through current decades, have fun dressing the part.

Instruments and Lyric Sheets

Piano, guitar, tambourines and keyboard. Recorded music may be used as desired. Print lyric sheets or place lyrics on a large screen.

'Rocks Cry Out' Praise Team

Assign teen/adult music leaders who sing at separate microphones on stage. The music leaders encourage volume, quality and communicate the silliness or the praise and worship attitude needed for the song.



Music Choices

This is a One Day event. There is not much time to learn a lot of new music. Consider choosing familiar choruses and teaching a few new songs for fun.

"Scripture Rock"

This split trax CD from Brentwood Kids features ten scripture songs. Nothing makes Bible verses easier for young people to learn than when they are set in catchy, creative melodies. This collection of word for word scripture including chapter and verse locations is performed by a real band in a mix of fun "rock 'n roll" styles. Crank it up! Available online: www.christianbook.com or other web sites offering Brentwood products.



More Music!

CLOSE ENCOUNTERS MINISTRIES offers several great books and CD's appropriate for all children's ministries including "Let's Rock One Day VBS".

All The Best Songs For Kids, 250 Songs For All Ages
Sing A Song of Scripture, 100 Scripture Song for Kids
Pick A Pack of Praise, 50 Songs of Fun and Faith for Kids
The Ultimate Praise Songbook for Kids, 50 Sons, Hymns and Choruses
Primary Praise
+ More

Check our web site music catalog: www.cemlife.com

Don't forget to sing "Jesus Is the Rock and He Rolls my Blues Away".
Music is found in many kids' chorus books and at online web sites.

Notes:

Games Galore!

The Rock Pile

KEEP
CALM
AND
LET THE GAMES
BEGIN

Take small groups to the thirty minute game/recreation time. Use these suggestions or design your own fun and games session.



Decoration

A large indoor or outdoor area is needed to play simple relay and team games. If outdoors, choose a grassy spot away from traffic. If indoors, remove furniture to create a safe, open space.

Costume

Wear simple, comfortable clothing for game play.

Preparation

Organize a game schedule based on specific age groups. Large muscle games are best to get the groups moving. Be sensitive to skills and abilities. Encourage participation. Make adaptations as needed.

It is better to over plan rather than have 10-15 minutes with no activity. List game choices and collect props necessary to keep sessions running smoothly. Repeat popular games and move quickly to the next game when an event falls flat.



Games

*Here are a few activity suggestions.
Consider local favorites all kids enjoy.*

Bob For Red Rocks: Apples bobbing in a tub of water is always an exciting adventure. Let students capture an apple by placing their face in the water and biting their chosen treat. Provide towels. Kids will get wet.

Jack Rocks: Supplies-5 round rocks and small rubber ball for each small team

Toss the ball in the air, pick up one rock and catch ball. Try to pick up two rocks. Continue until your get five rocks. If missed, start over. The one who picks up the most small rocks wins.

Dodge Ball Rock: Large ball

Bunch students into a tight group. One person on outside of the group rolls a ball through the gang to tag someone. People in the group try to dodge the ball. When hit, player is out. Play until last player is standing.

Water and Rock Relay: Two buckets filled with large rocks. Two tubs of water. Styrofoam cups

Two teams. Place water at beginning of relay course. Students race to the tub to get one cup water. Run to team bucket of rocks and dump the water. Continue until time limit is reached or bucket is filled by winning team.

Option: Make the next round difficult by giving teams foam cups with holes punched in the sides. They fill their rock bucket by running faster.

Target Rock: Large target drawn/painted on cardboard, small rocks

Students toss small rocks at the target. Where their rock lands determines what they must do as reward or penalty. This is hilarious. Choose from these silly activities or make up your own fun stuff.

Target Center: Sit on lawn chair until next student hits center. You are the best of us!

Ring #1: Run three times around the target. Race to the group; and give everyone a high five.

Ring #2: Leader squirts or sprays water in face.

Ring #3: Sing "Rock A By Baby"

Ring #4: Splash water into your own face.

Ring #5: Choose any 3 people, link arms, kick in unison like dancers

Ring #6: Entire group shouts, "We love Jesus, yes we do. We love Jesus, how about you?"

Rock Toss: Small balls or small rocks. Knock over cans from a distance.

Rock-A-Bowl: Fill two liter plastic bottle with water. Set up a bowling alley. Players try to knock over as many pins as possible with a large ball.

Soft Rock Fight: Scrunch lots of paper into balls (rocks). Two teams toss all soft rocks out of one team area into the opposing team area. Toss all rocks continually to opposite teams area. Set a time limit. Blow a loud whistle at the beginning and end of the time. Count the soft rocks on each side. Lowest number is the winning team.

Sweet Rewards

Provide small treats for winners and losers at the end of game time. Popsicles, juice boxes, Twizzlers or other sweet rewards make this a fun time.

Notes:

Crafts

On The Rocks



I CRAFT,
THEREFORE
I ROCK!

Make a craft that can be completed in 30 minutes or less. Choose from a variety of craft projects in catalogs, locally or design your own 'rock' project.

Lots of ROCK Craft Choices!

Projects designed in your woodworking shop/sewing room or craft book ideas to group projects purchased from amazing catalogs at excellent prices, there are lots of choices that are fun to do with all ages.

Choose one themed 'rock' styled project for each small group. Younger children may complete a simple project with assistance. Older children have skills that allow completion of a more involved keepsake.

Check These Craft Web Sites and Catalogs

S&S Arts and Crafts
PO Box 513, Colchester, CT 06415-0513
1-800-243-9232
www.swww.com

Great choices of crafts and small gifts! Great prices!

Oriental Trading
PO Box 2308, Omaha, NE 68103-2308
1-800-228-2269
www.orientaltrading.com

Lots of toys, gifts and crafts! Great prices!

Guildcraft Arts and Crafts
100 Fire Tower Drive, Tonawanda, NY 14150
1-800-345-5563
www.guildcraftinc.com

Many Christian craft project options. Fast and easy!

Let's Rock

Bible


PREVIEW PROGRAM ONLY

Stations



Bible Rock Station #1:

Rock The House!



This 30 minute Bible Rock Station features Jesus' story about the wise and foolish builders. One man built a house on rock and the other man chose a foundation of sand.

Preparation

Choose an outdoor shaded area away from noisy activity or choose an indoor classroom filled with soft pillows, electric fans and soft music. Place several huge rocks near the leader.

Introduction

(Show several large rocks) Rocks come in all shapes and sizes. Large, small, pebbles, gravel, sand, shiny, ugly....on and on! Most of the time we do not think much about rocks. They are just there, under our feet.

Some rocks are big enough to form entire mountains. People dig rocks from the ground to build houses, fences and beautiful fireplaces. When rocks live under water, they become smooth and round. Houses built from rock last hundreds of years.

Scripture Verse

God is our Solid Rock, Rock of Ages, Firm Foundation and The Rock that is Higher than I. Rocks make us think of strength and safety. This verse reminds us about what David thought about God.

**Everyone who hears these words of mine
and puts them into practice
is like a wise man who built his house on the rock.**

Matthew 7:24

Young Student Version: "...a wise man built his house on the rock."

Matthew 7:24

Verse Activity

Memorize this verse by printing each word or phrase on a separate rock. (Option: cardboard shaped "rocks".) Place rocks in order on the floor. Then mix up the rocks and let students put them in correct order. Then remove one or more rocks until everyone says the verse together without help.

Tell Me A Story: Rock The House!

Matthew 13:34-45: Jesus said, "I will use stories to speak my message and explain things that have been hidden since the creation of the world."

When Jesus tells a story, I listen. Hidden in His story is an important life lesson. Let's discover the hidden lesson. Do you think people liked Jesus' story? Here's a hint: When Jesus finished telling this story, the whole audience broke into applause.

The Wise Man and The Foolish Man

From Matthew 7:24-27: Two men built houses in the same neighborhood.

FOOLISH MAN: One man found beautiful land along the river. The sandy beach was close to the lovely shoreline. The green trees blew sweet breezes and the man fell in love with the sound of bubbling water. "Here is where I shall build my dream house." And he did. He hired workmen, gave them the house plans and went on vacation until the house was done. It was a beautiful house filled with the best furniture and the most perfect pottery.

The man's family loved that house on the beach. It was cool and shady. They fished out the front door and dug their toes in the sand on hot, dry days. The man thought, "No matter how my friends warned me about this property, I made the right decision. I am a happy man with my family and my dream home."



And so it was. The summer and autumn months were good. The house made the family happy. The winter hit hard that year. The rain was heavy and the wind blew. The hired men had cut a few corners while he was on vacation and did not build the walls as strong as needed.

The lovely river near the sandy beach went wild. His house was on a hidden dry creek bed. The waters rose and the sand under the house sifted away into the air. That man's house was completely destroyed. He realized how he had been fooled by the beauty of the sand.

WISE MAN: Another man lived nearby who wanted to build a house. He studied the land available and that pretty piece of land on the beach was tempting. He turned it down and kept looking. He found a spot on a rocky mountain. The view was beautiful. True...the man would have to walk a distance to the market and water wells but he decided to build on the rock.

The man watched the workmen as they dug the foundation and poured mortar for the bricks. There was not one part of that rocky house the man did not observe. It was a beautiful house! That wise man's family moved in to their rock house about the same time as the man in the beach house.

The summer sky was blue, mountain flowers bloomed and the man found a bubbling water spring close to the house. Life was good! The wise man and his family enjoyed the summer months. When the winter winds blew, the man was amazed at the terribly fierce storms.

The family cuddled near their fireplace in their house on the rock. No matter how hard the winds blew, the house on the rock stood firm. In the spring, the wise man and his family came outside to enjoy another summer.

Jesus' Hidden Lesson

Don't forget! This is Jesus' story. There is a lesson! What could it be?
Do you think you know?

A REAL PROBLEM: The listening crowd knew this could really happen. In Israel builders must think ahead. Many gullies looked great in summer but washed away in the winter. Someone might look for a house in a lovely sheltered sandy spot. But, if he was foolish, he would lose his house when the water rushed through in the winter.



TRUE WISDOM: Jesus is teaching us that true wisdom comes from trusting in Him and His Word. If we build our lives on God's truth then we will hold firm when the storms of life come. If our foundation is built on our own wants and our own brain power, then we will fail when we are tested. Jesus is the only worthy foundation. Jesus is our Rock!

Fun Activity

Wise Guy Poster: Have the group work together to make a "Wise Guy" poster. Write HOW TO BECOME A WISE GUY FOR JESUS at the top of poster board. Let students decorate the poster with drawings.

Ask them to draw things that help them become wise. Examples: person going to church, reading a Bible, listening to a teacher/parent, praying, talking about Jesus, and other options. Add glitter and stickers and display the poster.

Sing: Sing the chorus "The Wise Man Built His House Upon the Rock"

Ask Questions

1. What did the wise man build his house upon? The Rock
2. What did the foolish man build his house upon? The Sand
3. In our lives, who is really the Rock? Jesus
4. What happens when we build our life upon the Rock?
We stand firm on knowing Jesus and He will help us stand firm.
5. What happens when we build our life on sand? When life gets hard, we fall.
6. What is wisdom? Answers may vary. Doing what is right in the sight of the Lord.
7. What are some things we can do to be wise?
Read Bibles, pray, attend church, listen to parents and teachers, etc.
8. Will you build your life on the rock on the sand?

** Discussion more than a right or wrong answer.


Conclusion

God wants the best for us. He wants to take care of us. We are strong when we trust Jesus and give Him our lives.

Pray: Lord, Thank you for sending your Son, Jesus, to earth to die for our sins. Teach us to be wise. Help us trust you and build our lives on the Rock. Bless each child with wisdom. Amen.

Bible Rock Station #2:

Rock The World



This 30 minute Bible Rock Station encourages Christians to change the world. Become a faith champion like David. Be faithful like Jesus.

Preparation

Set up an indoor or outdoor area with comfortable seating. Add green plants and bright flowers. Print theme phrases on two separate rocks incorporated into the altar: FAITH CHAMPION-Little Rock and FAITHFUL SERVANT-World Changing Rock.

Fun Activity Big Rocks of Life

Supplies: Large glass container (bowl, mason jar, large jug), bigger rocks that fit in container, gravel, sand, pitcher of water.

Important: Hide all items from the group.

Okay kids! Quiz time! Watch carefully. Prepare to be amazed!

Question #1: (Show empty container) Is this full?
Fill container with larger rocks.

Question #2: (Show rocky container) Now is this full?
Fill in between areas with pebbles.

Question #3: (Show rocks/pebbles in container) Now is this full?
Fill in between areas with sand.

Question #4: (Show rocks/pebbles/sand in container) Now is this full?
Fill in between areas with water.

Question #5: (Show rocks/pebbles/sand/water in container) Now is this full?

Question #6: What are the big rocks in your life—the big stuff that you want to do, the people you want to please, the goals of your life?

It could be pleasing your family, doing well in school, learning how to be a good person. Maybe the big things include an important cause or your faith in Jesus.

Question #7: What are the little things in your life—the pebbles, sand and water that fill up everyday life? What clothes to wear, what to eat for breakfast, watching television, playing video games, owning the best toys and electronic gear.

Question #8: What would happen if we poured water and sand first and then added all our big rocks?

Something To Think About: Remember to place the big rocks in your life first or you may never fit them in at all. If you poured the water, sand and pebbles first, there would be no room for the really important things. God is interested in the really important stuff of life, not the small stuff!

Scripture Verse

Teach this verse by printing it in black marker on a rock. Pass the rock around the group and say it aloud together. (Use scripture version of your choice.)

**Trust in the Lord forever
for the Lord, THE LORD,
is the Rock eternal.
Isaiah 26:4 NIV**

Tell Me A Story: Little Rock/Big Rock

Be Faithful + Little Rock:

David

From I Samuel 17: Goliath was a giant. He stood over nine feet tall. He was a huge hero to the enemy Philistine army. His bronze helmet and strong armor weighed over one hundred twenty five pounds.

He carried a bronze sword strapped to his back. His spear was so big that the top part weighed more than fifteen pounds. One soldier always walked in front of Goliath to carry his shield.

David was small and quick. Our Bethlehem hometown shepherd boy loved God with all his heart. He knew God was bigger than any enemy giant? He decided to fight Goliath when all the soldiers of Israel said, "No way!"

He picked up a few small rocks that fit perfectly in his shepherd's sling. He must have looked very small and unimportant standing in that field. Goliath laughed at him. "Do you think I'm a dog? Is that why you come after me with a little stick?"

Did that scare David? No! He said, "You want to fight me with a sword and a spear. I come to fight you in the name of the Lord All Powerful. He is the God of Israel's army and you have insulted God too!"

David put a rock in his sling and swung it. When he let go, the rock flew fast and hit Goliath on the forehead. The giant fell face down on the ground. Boom. The earth must have shook. And that was the end of big mouth, giant Goliath.

What We Learn: Young David knew he served a great, big God. We serve the same big God. Be brave when you are called upon to defend the Lord. After all, if God took care of young David, He will take care of you too!

Faithful Servant + World Changing Rock

Jesus

From Matthew 28: At the end of Jesus' life on earth everything went wrong. He was yelled at, laughed at, spit on, beaten, killed and buried in a borrowed tomb.



The tomb! The cave door was chiseled out of rock. It was common for families to be buried together. This rock tomb was brand new. After the horrible week of Jesus' death, Joseph from Arimathea took care of the funeral details. The last detail was to roll a gigantic cut stone in front of the opening.

The end? Little did the workers know when they rolled the rock across the doorway that this rock was to change the world! Roman leaders put an official seal on the rock so no one could move it. They placed a squad of soldiers to guard it. That's it! The end.

The beginning! Early in the morning on the third sad day, God's plan came together. The earth shook. The rock rolled. The guards fell down—paralyzed with fear. Where was Jesus? He was 'outta' there! GONE!

The friend. Mary Magdalene didn't hear the news. She cried by the tomb and heard a quiet voice, "Why are you crying?" She recognized Jesus! He was alive!

Today! We still talk about that rock. Jesus changed our lives when He rose from the grave and the rock rolled away for the world to see!

Think About This!

Be Faithful! Think about how young David was when he trusted God to fly that stone straight and true and kill the enemy giant. Shepherd boy? Youngest son in the family?

How old are you?
How can God use you at age ___?
How can you be faithful at age ___?

Share The Faith! Saying 'share the faith' may not mean much to you. What we mean is 'be proud to tell everyone about Jesus'. The best time to think about how to share Jesus' story is before we talk to friends. Let's think about it right now.

What do you tell people about Jesus?
What do you say if a friend laughs at Jesus' story? (How do you feel?)
How do you copy what Jesus taught you at age ___?

Close In Prayer

Bible Rock Theater

Stones Of Remembrance



“With God as the Architect and His Word the blueprint,

Your life will be built on a sure foundation.”

This thirty minute large group event is a series of four 5-8 minute skits performed by a team of teens and adults in Holy Land costume. The audience is encouraged to remember great people who served God in amazing ways.

Preparation

Decorate the staging area to resemble a Holy Land garden courtyard. Arrange green plants, old benches, towels and pottery, a pitcher and scroll and other items from ancient days. Actors dress in Holy Land costumes. Narrator may be in modern clothing. No memorization. Read parts.

Seat audience on the floor or in chairs. Darken the room with soft lighting. Play soft Christian music as the audience enters the theater area. Let them get settled before beginning the mini productions.

Pause between skits while actors change costumes and prepare for the next production. Practice each skit. Encourage actors to take their time, speak loudly and become the character they are portraying.

Theater Signs: Print several signs on cardboard. Black marker makes the messages stand out. Keep it simple

BIBLE ROCK THEATER
Stones Of Remembrance
(Large Sign ~ Place On Stage)

Print four cardboard skit title signs shaped like rocks. Tape the signs to sticks. Ask one person to carry the appropriate title across the stage at the beginning of each skit.

Nehemiah: Rock Walls
Joshua and Rahab: Shaky Walls
Saul: Over The Wall
Peter: The Rock!

Introduction

Narrator: Join us as we travel back to the days when mighty men and women of valor served God. Today we honor their memory with 'Stones of Remembrance' skits. We hope you feel honored to be numbered among the people forming our firm foundation of Faith in Jesus.

Nehemiah:

Rock Walls

4 actors: Narrator, Nehemiah, 2 actors (Tobiah and Ammon)

Narrator: These are the days of sorrow in Israel. The Jewish people are prisoners in the country of Babylon. Jewish cities were looted and destroyed. Ezra, the prophet, told the people of Israel that God promised to bring them home. Strong, brave Nehemiah is the man of the hour. God used Nehemiah to bring His people home.

Nehemiah: (Praying) Lord God of Heaven, You are great and fearsome. You keep Your promises to everyone who loves You and obeys Your commands.

(To Audience) Oh! I didn't see you! Are you the crew from the Sheep's Gate? I hope so. I need workers on the Western Wall. You can find tools along the path. Night is going to come soon. I am tired but I am so excited about this job!

The king of Babylon gave me permission to rebuild the walls of Jerusalem. It doesn't look like much now but with a little hard work and wise use of the money give by the king I served, a beautiful city will rise from the dirt.

*Tobiah and Ammon Enter
Laugh hysterically and point at imaginary walls.*

Tobiah: (Laughing) Look at the wall these crazy people are building. Even a fox could knock over this puny pile of stones.



Ammon: (Laughing) What a feeble bunch of losers! They think they are going to rebuild Jerusalem's city walls and offer sacrifices all in one day. Do they really think they will make a city out of this pile of burned rock?

Nehemiah: (To Audience) Don't listen to them. I prayed. "Our God, these people hate us and wish horrible things upon us. Answer our prayers and make their insults fall on them." Now for the exciting news. Look around the corner. Our faithful Jewish people worked hard. The walls of Jerusalem are already halfway to the top!

Tobiah: (Look around corner) Hey Ammon, look at this! Those grungy looking people are actually making progress. The walls are higher than me. The holes are fixed. Look at them working fast and furiously.

Ammon: Are you kidding? That's not true. I don't want these people living next door to me. They should stay slaves in Babylon. We must stop them. Let's steal their building rocks. Let's knock down the walls.

Tobiah: Ssh, Nehemiah is listening. Don't tip him off. We'll just stir up trouble and get a good fight going. These people are so smug. They are always right and we are always wrong. I've had enough! Let's wreck this dumb rock wall.

Ammon: Before those Jews know it we will sneak up and kill them. That will put an end to their wall building.

Tobiah and Ammon Leave The Stage.

Nehemiah: These angry men want to stir up trouble against the people of Jerusalem. We will keep praying. We will station guards day and night while the workers build. I won't stop working. I will sleep in my work clothes. God will protect us and the city will be safe for His people. I am doing a great work. I will not come down!

Tobiah and Ammon Enter

Tobiah: Now look what these people have done. The wall is completely rebuilt. One more job left, to hang the gates of Jerusalem. There must be something we can do to destroy this crazy man and his crazy plan.

Ammon: Lie to him. Tell him we are going to kill him tonight. He must hide in the temple's holy place so we cannot chase him. If he does it, his own people will get rid of him. We can destroy him and never lift a finger.

Tobiah and Ammon leave the Stage

Nehemiah: Why should someone like me run and hide anywhere, let alone the holy of holies in the temple, to save my life? I won't go! God does not speak through people like Tobiah and Ammon. May God punish them for their lies.

Nehemiah Leaves Stage

Narrator: After 52 days, Jerusalem's rock wall is completely rebuilt. Jerusalem's enemies know the work is done. They feel helpless and afraid. They know God helped His people rebuild Jerusalem. When I look at the beautiful walls of Jerusalem, the huge stones will be a remembrance of God's faithfulness. Time to celebrate!

Narrator Leaves Stage

PREVIEW PROGRAM ONLY
NOT FOR USE
PLEASE PURCHASE

Joshua and Rahab:

Shaky Walls

3 Actors:

Narrator, Joshua, Rahab



Narrator: Another city, another wall. God performed an amazing miracle for Joshua and Israel at the city of Jericho during their journey to the Promised Land. It is truly worthy of being one of our Stones of Remembrance.

Rahab: (Carrying a rock) Joshua! Where are you? I'm finally here! I have a gift for you. You won't believe my story!

Joshua: (Enter) Rahab! My friend! Thank you for your courage. You saved the lives of our spies and helped Israel defeat Jericho.

Rahab: I knew my people feared your mighty army. I owned an inn set into the wall of Jericho. Travelers visited my home. The two men you sent the other night were special. When soldiers wanted me to turn them in for arrest, I hid them on the roof.

Joshua: My spies were wise to promise salvation to your household. I enjoyed hearing about the red rope you placed in the window so our army would not harm you. I saw the red rope as I marched around the city. Did your whole family get inside the house before the walls of the city fell?

Rahab: Almost! Old Uncle Tempest was stubborn. He wanted to eat one final cookie with honey. He laughed at us. He didn't think much of your army taking so many days to march around Jericho. He figured you were just trying to scare us.

Joshua: Our mighty God commanded us to march and blow trumpets and shout. He promised the city would be ours. This is God's Promised Land. We must enter at all cost.

Rahab: You made quite an entrance! Jericho's walls shook, they rattled and they rolled as your army entered our gates. I grieve for my people but I am grateful my family is safe. I brought you a gift from the gratefulness of my heart. It may not seem like much but here it is.

Joshua: A rock?

Rahab: This is not just any rock. This is from the main gate. Your spies said there would not be one rock standing on another after God was finished. This rock will be a 'Stone of Remembrance' reminding us that what God promises He completes...even if it seems impossible.

Joshua: I shall treasure this gift. It reminds me to trust God when I am tempted to forget His promises. I invite you and your brothers and sisters, your father and other relatives to live near us.

Rahab: Your kindness is much appreciated. We will live outside your camp and be happy.

Joshua and Rahab Leave Stage

Narrator: The walls of Jericho became Stones of Remembrance. Every stone tumbled one on top of another. The walls fell and victory was given to the people of God. Rahab's family was safe. Later, they lived among the Israelites and her descendants still do.

Who Is Rahab? The family history of Jesus is written in Matthew 1. Long lists of men and women who came before Him. And there she is, tucked in the middle. Her name is 'Rahab'. She is honored to be the great-great-great-great grandmother of Jesus.

If only she had known the day the walls of Jericho fell that she would be an important person in the life of Jesus of Nazareth, our Lord, Savior and Messiah, I think she would have smiled. Now, that's a great 'Stone of Remembrance'.

Narrator Leaves Stage.

Saul:

Over The Wall



3 Actors:

Narrator, 2 women (girls)

Narrator: (Nervous) Have you seen him? Anyone who knows him is in danger. He is a dangerous man and those who get in his way are thrown in jail. I have other plans today and they do not include going to jail. Could this be the Stone of Remembrance that finally destroys us? Another city, another wall. Ssh, someone's coming. I'm 'outta' here.

Two women enter. Sit on a bench or on the floor to work on a large piece of fabric.

Salome: Sit here, Lahoma. Speak quietly. Don't let anyone hear our voices. I feel danger in the air. The Walls of Damascus vibrate with fear. Don't look around! Pretend we are sewing this fabric.

Lahoma: (Whispers) Salome, you are scaring me. What happened? I didn't hear anything unusual last night.

Salome: Have you ever heard the name...Saul...Saul of Tarsus?

Lahoma: Oh no! Is he what the fear is about? He is a terrible man! He travels far and wide to arrest Jesus followers. He says it is in the name of God. Many of my friends lost their jobs and homes. Many have disappeared. I want nothing to do with this. I don't want to hear it. See? My fingers are in my ears. I cannot hear you. (Singing...) La-la-la.

Salome: (Laughing) Oh Lahoma, you are so dear and funny. We are not in danger from Saul. We are in danger from our leaders. Saul has disappeared.

Lahoma: Disappeared? That's a relief. As long as he left town I feel safe.

Salome: There has been a change in Saul. He visited the house of Ananias. I saw him walking along Straight Street and he was blind! When he left the house, he could see! The girls in Ananias' kitchen saw it all.

Lahoma: What did they see?

Salome: Saul met the Master! Jesus! On the Road to Damascus. Jesus struck him blind and commanded him to believe. I see that look in your eyes. Yes, Jesus died on the cross but He rose. Everybody saw Him. It's true. I think Jesus wants Saul to teach and spread the good news to everyone instead of putting us in jail.

Lahoma: I don't believe it. You have fallen for a trick. Saul will come to get you soon. I'm not going to be here when he come. I'm leaving.

Salome: Don't leave. Saul said he was struck blind. He said a bright light from heaven flashed. He fell to the ground and heard a voice saying, "Saul, Saul, why are you so cruel to Me?" It was the voice of Jesus! He told Saul to go to Ananias for the next instructions. That's when Saul discovered he was blind.

Lahoma: I still don't believe it. You are crazy to get involved with this. I'm leaving.

Salome: Don't leave. Saul was healed and then he spent several days with some of the men. It was amazing. He has started telling people that Jesus is the Son of God. People couldn't believe this evil man had changed.

Lahoma: I still don't believe it. I'm leaving.

Salome: Don't leave. You aren't the only one who is confused. Saul preached with such power that people began to believe he had a personal meeting with Jesus just like he said.

Lahoma: I'm listening.

Salome: Saul is now the person in danger. The religious leaders heard about what happened and tried to kill him. All the gates are being guarded to catch him. Last night the men let him down over the city wall in a large basket and he got away!

Lahoma: If only the rocks on the wall could talk. I have to think about this. Only God can change a person. I really am leaving. (Exit)

Salome: (To Audience) You believe me, don't you? God has a history of changing people. If I can change, so can Saul. I saw his face. I believe his story. I will remember this day all of my life. (Exit)

Narrator: I believe Salome. If the wall of Damascus could talk, they would tell the story of a basket dropping silently to the ground in the night.

Saul traveled back to Jerusalem where Christians waited to see if they would live or die at his hand. He told everyone about Jesus.

The church is becoming stronger and there is peace. Saul will become Paul, the greatest missionary the world has ever known.

EXIT

PREVIEW PROGRAM ONLY
NOT FOR USE
PLEASE PURCHASE

Peter:

The Rock

3 Actors:

Narrator, 2 actors



Narrator: Let's talk about a guy with two names. He was born Simon which means "hearer". He was the son of a successful fisherman. His brother Andrew saw Jesus baptized and was a believer right away. Andrew told Simon right away. He said, "We have found the Messiah", which was a very big deal.

Simon met Jesus too and believed Jesus was God's promised Messiah, the Savior. Jesus gave Simon a new name. Peter...The Rock. Let's remember that Peter was not a poor, threadbare fisherman. He was a successful business man and family man who left a comfortable life to follow Jesus.

Let's peek in on a conversation between Peter and Andrew several years after meeting and following Jesus. These two brothers could tell each other anything.

Peter: I'm a failure, Andrew. I promised Jesus I would follow Him to prison and to death. I am so weak. I didn't do it.

Andrew: Don't be so hard on yourself. I failed Him too. None of us are fit to be called His disciples OR His friends.

Peter: I thought Jesus was going to be the king of Israel or a great military leader. I was so wrong. Jesus is God's Son, our promised Savior. The miracles we saw, the lessons we learned, I should have been a better friend.

Andrew: People followed Him from town to town. Think of how privileged we have been to watch God change the world.

Peter: I never expected what happened last week. Why would they arrest Jesus and kill Him? He never hurt anyone. He helped everyone He met.

Andrew: The best of God's plan happened yesterday. We were there! Jesus rose from the grave just like He promised.

Peter: He did what He said but I failed. I can't forgive myself.

Andrew: It's not your job, Peter. God forgives. God forgets your sin.

Peter: Jesus named me Peter, The Rock. He said He would build His church on me, on the things I teach others. I must carry on and never fail Him again.

Andrew: Our message is short: "Believe in the Lord Jesus Christ and you will be saved."

Peter: It is time to tell the world, Andrew. People need to hear the word of Jesus. Let's go!

Andrew: I'm with you brother. Let's go!

EXIT

Narrator: Peter and Andrew were two of twelve men who followed Jesus for three years. They gave up family, homes, jobs and money. They knew Jesus came to save us in a unique way, God's way.

Peter was challenged to believe Jesus and follow faithfully. He had the same weaknesses all of us do. He fell asleep waiting for Jesus in the Garden of Gethsemane. He denied He even knew Jesus...not once but three times! He didn't fail to stand for Jesus at the end of his life. The Romans arrested and killed Peter. He is indeed the Rock Jesus said he would be. We know about Jesus today because of how Peter lived his life!

What do we learn? You, yes you, sitting in 'Stones of Remembrance Bible Theater' have a choice to listen to the people who caught the message that Jesus is our Savior or ignore them. Asking Jesus into your life to become your Rock is the most important decision you will ever make. Take a moment right now to ask Him to forgive you and come into your heart.

Dear Jesus: I know I am a sinner. Forgive me and make me clean. Come into my heart and life and make me your child forever. I will follow you as my Savior. I will serve you as the Lord of my life. In Jesus' Name, Amen.

Pebbles Nursery

The littlest feet make the biggest footprints in our hearts!



Who Comes?

A separate space offers security for children under age four. Invite leaders' children, birth through age three. It is your decision to open the nursery to the community or not.

Helpers

Assign one helper per infant. If that is not possible, ask one adult and several helpers to watch the children.

Activities

This is a babysitting service but tell stories, sing songs, give wagon rides and take walks. Decide how much to do by the ages of the specific children.



Food

Ask parents. They may want to provide snacks. If serving snacks, be sure they are toddler friendly. No popcorn, hot dogs, lollipops or hard candy.

How Should We Dress?

Wear comfortable clothing and shoes. Washable and weather appropriate will make everyone cozy.

Accessories

Bring Christian music or videos. Play music at a low, non threatening volume. Bring a fan on hot days.

Preschool

Rock-et Tots

Age 4-Pre Kindergarten

“Play is often talked about as if it were a relief from serious learning.

But for children, play is serious learning. Play is really the work of childhood.”

- Fred Rogers



If your preschool children are fun loving, active and mature, include them in one of the student groups. Eliminate the extra group. Many preschoolers adapt to the normal activities in older groups with little adaptation. Think about this option early in the planning process. Save staff for other areas. Enjoy a fun day with the preschoolers and a few dedicated leaders.

Use the curriculum as a guide but provide plenty of rest time, play and simple crafting. Do not feel pressured to move students to activities if they are crying or upset. Cancel or shorten their appearance in favor of free play if the group needs a break.

Teachers

There should be one helper for every 2-3 students. Parental help is always welcome. Wear comfortable clothing. Let children chatter and sing without being reprimanded. However, run away children or rudeness must not be tolerated.

Home Base

Choose one room where optional preschool stories, crafts, play and rest can take place. This separate space is great for privacy or criers or rest.

Criers

Sometimes preschool children are unpredictable. If a few children continually cry, ask helps to keep them busy separately. Movement around the building and grounds may be threatening for younger students.

If one or two children never calm down, it may be necessary to ask a parent to stay with their child or take them home and try again next year. While we want to accommodate as many young students as possible, crying and temper tantrums discourage teachers, helpers and students. The child may be too young and will do better at a later time.

Activities

Many preschoolers long to feel grown up. As much as possible let them join in on the planned activities. Provide a few options for younger children during game and craft time. They should be able to enjoy the stories, food, music and Bible times just like the big kids!

Notes:

PREVIEW PROGRAM ONLY
NOT FOR USE
PLEASE PURCHASE

Firm Foundation Closing

He is the Rock. His work is perfect:

for all His ways are judgment.

A God of truth...just and right is He.

-Deuteronomy 32:4

*Celebrate the day!
Sing songs, say each scripture verse,
ask questions about
Bible Rock Bible Stations.
Show off the completed crafts and
recreate a game or two as time allows.*

Closing Activity Suggestions

Rock Music Video: Show a Christian video. Veggie-Tale episodes have great silly songs. As students enter, play the video. Encourage everyone to become involved by singing and enthusiastic hand clapping.



Large Group Games

Here are a few fun suggestions but you may have some ideas of your own. Involve the entire group. Laughter is encouraged!

Balloon Toss: Hide lots of colorful, blown up balloons in large trash bags. As music is played, toss the balloons into the crowd. The object is to keep all the balloons in the air until the music ends. Assign leaders spots around the edges to toss stray balloons back into play. The result is an exciting, colorful, praise event that everyone will remember. Option: Toss blown up beach balls—the bigger the better!

Praise Shout: Team One shouts "We love Jesus, yes we do!" Team Two shouts, "We love Jesus, how about you?" Let them echo back and forth louder and louder. Applause at the end decides the winning team.

Conga Line: Play music as the crowd lines up single file. March around the area, hands on shoulders of person in front of them, in a conga line with kick, step, kick step. Turn up the music! Place a few people in the conga line with whistles, open umbrellas and waving scarves.

Grand Prizes

Offer a wide variety of surprises from very small gifts for every student to more expensive gifts.

Near the end of the closing, with each name on a piece of paper in a container, conduct a drawing. Choose ten or more larger prizes to draw. Once these names have been chosen and the prizes awarded, give everyone a great gift as pre-planned. Mini teddy bears, hats, etc. are great options and inexpensive. Check out www.orientaltrading.com

Everyone gets a gift. Whether you choose to have everyone get the same thing or a variety, they will enjoy the take home memory. A fun idea: Assemble small gift bags stuffed with several surprises for every person.

Closing The Closing

As parents arrive, students may leave before or after the designated time. Complete the day with a song the group has learned and close with prayer. End on time.

**"That's All She Wrote!"
One Day Vacation Bible School!**



**One Very Special Day!
One Lifetime of Memories!**