


*Let
There
Be*



...A Honey Of A Banquet!



... a HONEY of a Banquet!

Let There Be Bees On Earth

Let There Be



...a HONEY of a Banquet!



... a HONEY of a Banquet!

Let There Be Bees On Earth

I eat my peas with honey

I've done it all my life

*It makes
the peas taste funny*

PREVIEW PROGRAM ONLY

NOT FOR USE

PURCHASE

But...


*it keeps them
on the knife!*



~ Ogden Nash



Index



DIRECTOR'S INFORMATION!

Introductions.....1-5
 'Bee Blessed' Tips.....6-9
 Honey Of A Special Speaker.....10-11

Publicity...Create Buzz.....12-13
 Decorating...Bee Creative, Honey Bunch.....14-19
 And So We Begin...Let There Be Bees On Earth.....20-21

Bee Welcome.....22-24
 Mmm, Good! Sugar And Spice...And Honey Is Nice.....25-31
 Music...Sing That Sweet, Sweet Song Of Salvation.....32-37

"I'll Hive You Know" The Printed Program.....38
 Welcome! Thanks For Buzzing By~Games.....39-41

PREVIEW PROGRAM ONLY
 NOT FOR USE
 WITHOUT PURCHASE

The Program!

Let There Be Bees On Earth.....42-67
 Evening At A Glance.....43-44
 Pre Dinner Introduction.....45-46
 After Dinner Introduction...Let The Adventure Bee-gin.....47

Baby Bees.....48-49
 Who Let The Bees Out? The Bees Rap.....50-51
 The Humble Bumble.....52-53


If Honey Muffins Are Involved.....54-55
 Where Do Bees Go In Winter?.....56-57
 The Queen Bee Speaks.....58-59

The Beekeeper's Wife~My Sticky Kitchen.....60-61
 Lessons From A Bee Garden.....62-65
 Sweet Endings.....66-67



... a HONEY of a Banquet!

Let There Be Bees On Earth



Let There Be Bees On Earth ...A Honey of a Banquet!

*"More to be desired are they than gold,
even much fine gold; sweeter than honey
and drippings of the honeycomb."*

-Psalm 19:10

God created the honey bee with an intense need to produce sweet honey and He created the human with a "sweet tooth". Since we are created in God's image, let's imagine that He enjoys honey too!

The rest is Bee-story!

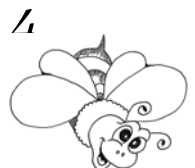
Treat your gals to a 'honey' of an event featuring the busy bee. Celebrate this tiny creature in all its busy glory. From the first moment your banquet team plans this event until the doors close, "Let There Be Bees On Earth" captures the imaginations of every sweet girl from three to ninety three!

Bee Funny. Relax and laugh with those who mean the most to you. Let everyone know this is a banquet with 'Bee-lightful' fun, food and frolic! If they like to laugh, let them come.

Bee Mindful. Inside every Christian gal is a heart that loves the sweetness of life and faith in Jesus. Let this event highlight the joys of life and make memories last forever.

*"As soon as I saw you,
I knew an adventure was going to happen."*

~ Winnie the Pooh



* * * * *

* * * * *

Very Important: 'Techy' Information!

IF PURCHASING
Let There Be Bees On Earth
AS AN INSTANT DOWNLOAD,
PLEASE NOTE ~

**YOU WILL DOWNLOAD
ONE PRINTED MASTER COPY OF THE PROGRAM.**

THE FILE DOES **NOT** SAVE TO YOUR HARD DRIVE.

DO NOT WRITE ON
THE ORIGINAL MASTER COPY!!!!
MAKE ALL PRINTED COPIES
FROM THE DOWNLOADED MASTER COPY

This is a ONE TIME ONLY Instant Download.



Some churches enjoy memorization and others avoid it.
Except for young non readers, read all parts. If your church is
fond of memorization lead time must be longer and more
intense rehearsal is necessary.

COPYRIGHT INFORMATION

Print all pages needed for your local church using your local copier. Make as many copies of each page as needed for personal use. Do NOT give this program to any other church or group. Instead, give interested folks our order form, address and toll free telephone number (1-888-236-5433). CLOSE ENCOUNTERS MINISTRIES will continue production of exciting, inspiring Christian programs at low cost to churches across the USA and Canada. All Rights Reserved-Copyright protected.

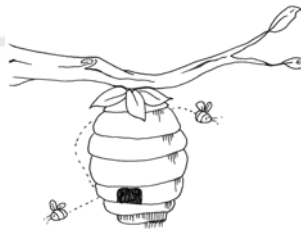


Bee Blessed!

*"How sweet are your words to my taste,
sweeter than honey to my mouth!"*

~Psalm 119:103

Follow our tips and add your creative touches to make 'Let There Be Bees On Earth' a unique event that will be remembered for years. Manage arrangements and then develop the delightful honey bee theme. Think! You are a creative person and it is the most fun you will ever have!



PREVIEW PROGRAM ONLY
NOT FOR RESALE
PLEASE PURCHASE

Piglet: Poah?

Poah: Yes, Piglet?

Piglet: I've been thinking....

Poah: That's a very good habit to get in to, Piglet!

A Banquet

A banquet is a party with food as the main attraction. Add a short program, a speaker or entertainment. The occasion is comfortable and social. The most popular tradition is the Mother-Daughter banquet. There are other occasions when banquets are enjoyable. Ladies evenings, women's programs, holiday gatherings, annual retreats, summer picnics and even father and child banquets.



Create An Informal Gathering

A party is a fun and games event where people mix for sparkling conversation, good food and laughter. Parties tend to be informal and hosts do not go to extra trouble to decorate.

While party games were once wildly popular, there are groups who do not enjoy a lot of organized activity. It should be a highly enjoyable experience. The activities should fit the needs of the guests.

Sometimes parties do not have to be planned at all. A larger party requires detailed planning to handle program, publicity, decorating, welcoming, refreshments and clean up. Delicious refreshments are offered and you know you have a great party if you had a chance to create your own fun and remember the event fondly.

Pay Attention to Details

Often it is the smallest detail that makes the biggest impression. Wild flowers on a table, small table gifts for each guest, background music, greeters at the door and other thoughtful gestures make individuals feel welcome, special and pampered.

Practice Christian Hospitality

In the middle of a fun activity, people should be growing in their understanding of the Lord. Everyone should be giving affection and receiving love from other Christians in the family of God. Begin friendly conversations, avoid gossip or mean spirited comments.

Set Realistic Goals

What do you want to see happen during the two hours your guests are with you? Be specific! Plans in this workbook are complete. Adapt details to fit your needs. Add creative ideas and change any activities as desired.



Organize

Follow our suggestions adding your own creativity at the beginning of the planning process. Write down exactly what will happen and when jobs must be completed. Do not leave organization to the last minute.

Work With A Team

Choose a small leadership team to complete advance arrangements. The team may be as few as two or as large as ten or more.

Divide tasks between team members. Trust them to complete their tasks. While leadership may be divided, one person must become the 'beekeeper' to keep the whole affair moving smoothly.

Purchase Supplies

Decide what the banquet budget is and stay within the limit. Keep expense records. Use the church tax exemption number.

Practice A Positive Approach

Maintain a light and happy planning atmosphere. If your attitude is right the rest of your team will catch the spirit. After all, this is a party!

Pray!

Pray for the event, the team and the guests. Pray as a team. Take each detail before the Lord and then-Relax!

Set Up

Provide adequate time to set up tables, decorations, props, food and other items necessary for the banquet. Reserve the church for the entire day. There may be situations when room arrangements must take place a day before the party.



Say Thank You

The behind-the-scenes team is the core of this event. Take time to write thank you notes, call and give small thank you gifts. Recognize your team publically at the banquet.

Clean Up

When the event is over, clean up begins. The party is not complete until the church is in order. Encourage the team to remove their props immediately. Stay to help with kitchen clean up.

Notes:

PREVIEW PROGRAM ONLY
NOT FOR USE
PLEASE PURCHASE



Too Blessed To Be Stressed!



Honey Of A Special Speaker

"I will boast of all His kindness to me."
Psalm 34:2

*"A day without a friend is like a pot
without a single drop of honey."
~Winnie the Pooh*


Invite A Speaker

By all means invite a guest to share inspirational thoughts. When scheduling a speaker, consider reducing program segments this program provides that are best performed by the guests themselves. The speaker should conclude the evening festivities.

The Perfect Person

A good speaker makes a faith connection with the specific group. Choose the speaker from a list of possibilities suggested by friends, relatives, pastor, other churches, community groups or national organizations.

THINK! *Think about beekeepers living in your community. Contact your county agriculture office for names of speakers willing to come in full beekeeper garb and give information in a fun way.*



Consider The Cost

Ask the speaker if she has a set fee. If not, give a generous monetary gift including traveling costs. Think about the time they invest in preparation, travel and presentation.



Specific Instructions

Send a letter, make a telephone call and stay in contact through the internet. Include information like travel directions, arrival time and place, group size, time limit, lodging information and other personal details.

Tell the speaker about the program and details of what you would like her talk to include. Continue to make contact periodically until the speaker travels to the event.

Care and Feeding

It can be disquieting for a guest speaker to enter a room of strangers, be expected to speak about personal and spiritual issues and leave still feeling as if everyone is a stranger.

Assign a pre-arranged hostess "friend" to handle introductions and converse with the guest at dinner to give the speaker a sense of belonging.

The banquet budget should include payment of all expenses from the time the speaker leaves home until she returns. If more meals are required, pay accordingly.

After The Banquet

Pay promptly. Stay with the speaker until she leaves to return home. Thank that person from your heart and always follow up with a handwritten thank you note!



Publicity...Create Buzz!

"Clap your hands...Shout unto God with the voice of triumph."

~Psalm 47:1

When making the effort to filled with fun, fellowship extra mile to publicize. enthusiastic guests. Do them it will be a unique and Christian



prepare a lovely event, and fantastic food, go the Let's face it, you want your best to convince experience in fine dining entertainment.

How sweet of you to be here!

It's All In the 'Bee-Tails'...oops...Details!

Invitations, posters, registration forms, programs, handouts and centerpieces should all relate to your theme. Use the same colors, scripture, picture or logo on every piece of publicity.

Invite Every Gal!

Send invitations. If a community wide event is planned, place posters in local restaurants, business offices. Insert invitations in the weekly worship folder and in the monthly church newsletter.

Don't forget...One of the best places to put posters is in the Ladies Room at church and in community businesses. If a local business hesitates to put a poster in their window, suggest their ladies room as a great "out of the way" place!

Create "Buzz"!

Involve lots of people in the planning stages. They don't have to be on the team but delegate tasks or small parts. Ask as many people as possible to participate in the formal program.

12



No Stress Preps!

The 'stress-less' benefit? Everyone who is involved will attend and will be more likely to talk about the event and invite others. Many hands make light work. Cut stress with more participation in the planning stages and in the presentation of the program.

Even More Fun!


Let guests know if prizes will be awarded for various games. Enjoy the company of friends. Smile, laugh, play with joy through every publicity detail and watch enthusiasm build before the actual day.

Be Creative!

If the banquet is around Mother's Day, advertise the event to men of the church. Mention that a ticket to 'Let There Be Bees On Earth' is a great Mother's Day gift they can give their wives and mothers. Find creative ways to make your banquet a "gift" to the women and girls who want to attend.

Notes:

VIEW PROGRAM ONLY
NOT FOR USE
PLEASE PURCHASE




Decorating...

Bee Creative, Honey Bunch!

"Finally...whatever is...lovely—think about such things."
~Philippians 4:8

Create a simple, filled with honey flowers. Guests see and feel the Discuss decoration the planning many suggestions trust your own your 'Let There Be banquet amazing.



sweet, colorful room bees, hives and should immediately 'honey' theme. at the beginning of process. We give to get you started but creativity and make Bees On Earth'

Choose The Best and Leave The Rest!



How Complicated Is This Going to Be?

This spring banquet can be as simple or complicated as desired. Give artistic, visually creative people the responsibility to turn the room into a work of *honey bee* art. If no one comes forward, decorate simply at each table. You cannot go wrong! Make it fun!

What Should Be Decorated?

Decorate tables with bee themed centerpieces and honey related items. Consider decorating the welcome table, entry door, stage area and each corner.



Tasteful Elegance

Less is more. Do not clutter any area with an overabundance of honey bee 'stuff'. Choose a few unique accessories to make the tables and room come to life.

'Let There Be Bees On Earth' is based on the wisdom and delightful life that girls of all ages feel when they want to be their most feminine self. Decorate to reflect the sweetness of emotion.

Decorate With Honey Bees

Everything in the room, from table decorations to displays to staging should feature the honey bee theme. Individual local events will look different depending upon the items available for display.

It is great fun when guests arrive and discover the honey bee theme coming to life with color, music and table elegance. Guests may move from table to table before they are seated to view the decorations (especially if each table is different).

Simplicity

Keep it simple and your task is easier and the result is a delight to the eye. Know the space available and set up accordingly. Use color, sparkle and light to its' best advantage throughout the area.

Tables

Choose the same color table coverings on each table. Place a variety of items featuring the theme from table to table. Consider items based on availability.

COLOR: Bright yellow table coverings. Black and yellow, golden yellow variations. Print programs in a complimentary color. Add visual interest with old garden lanterns, candles, yellow and black balloons, crystal glasses and large white napkins.



BEAUTIFUL TOUCHES: Add table interest with small personal touches that catch the eye. It could be antique honey pots, wooden honey dippers, garden tools and gloves, small table lamps or lanterns, ribbon, bee or flower figurines, unique antique baking tools, small baskets or live flowers.

FORGET CLUTTER: Use items sparingly. Guests may wander from table to table to view everything. Don't try to do it all on each table!


Centerpieces

'Let There Be Bees On Earth' is an event visually designed around the eye catching, interesting life of the honey bee. To find the perfect centerpieces, consider browsing the internet for ideas. There are many wonderful options. Check out ideas shared here and create your own honey bee theme.

YELLOW BUCKET: Small, decorative metal pails are available that can be spray painted bright yellow. Fill the bucket with a styro foam base, green paper 'grass' and bee shaped lollipops stuck in the bucket. (*Bee Lollipops can be purchased online. Consider giving one to each guest at the end of the event.*) Or fill each bucket with flowers and attach flying yellow and black balloons.

WICKER FLOWER BASKETS: Choose lovely wicker baskets and attach large yellow and black ribbon to the handles. Fill the baskets with live flowers. If live flowers are not available, choose brightly colored silk arrangements. The best choice is the simple white daisy with yellow centers or black eyed susan featuring the deeper yellow petal with brown centers.

PLUSH BEE: Purchase one plush bee for each table. Lean it against the bucket.



Banquet Room

Decorate the larger space with details that may include white twinkle lights wrapped in yellow tulle (netting) and draped in visible areas.

Hand print sayings on large bee shaped signs, tipped at various angles on all walls.

HOW SWEET THE SOUND OF JESUS' NAME

'TIS SO SWEET TO TRUST IN JESUS

IN THE SWEET BYE AND BYE

SWEETIE PIE-HONEY BUNCH!


KEEP CALM AND CATCH A BEE!

HONEY, HONEY!!

IT'S ALL ABOUT THE BEE!

HEART, SOUL AND HONEY BEES!

FRIENDSHIP IS A SWEET BLESSING!



Got 'artsy' gals? Ask them to make large posterboard bees to attach to the walls. Enlarge any graphic within this master copy or design your own fun bees.

Stage Garden: Set up a lovely garden on a stage or in a corner. Fill the space with lovely plants (real and silk), table, lantern or lamp, wicker chair or rocker, baskets, garden tools, critters as available, a sign: ALL BEES ARE WELCOME IN THIS GARDEN!

Bee Stickers: www.amazon.com Offers lovely decals. Other online sites and stores have them too. Have fun! From small to large, they can be used on the program, walls or table cloths.




Art Supplies, Decorations, Small Gifts

Shop local craft shops, party stores, discount stores and rummage shops. Make table decorations, programs and table gifts. Check the internet for affordable items.

Stickers, bags, aprons, shirts, gifts are available at any price point. Have fun searching for the perfect accessories!

Table Favors

Place small bouquets of white daisies in clear baby jars trimmed with black and yellow ribbon tied into bows. A bee lollipop may be tucked into the center of each favor. Add head boppers for each guest to wear during the event!



Honey Straws: Check online web sites for wonderful honey treats. One popular gift is called a honey straw or honey stick. These are clear plastic straws filled with a variety of honey flavors. There are many sites offering them. Google it and choose your favorite price point. Tie two or three straws together with a ribbon and place on the plate.

Seed Packets: Purchase a variety of flower seed packets. Tie a color coordinated ribbon around it and attach a small note: IF YOU CAN'T KEEP BEES, KEEP FLOWERS!

Take home gifts are always a popular 'ooo-ahh' factor for any banquet!

Door Prizes: Ask businesses/restaurants to donate gifts or gift cards. Buy dollar items like picture frames, note holders, lamps, cosmetic bags, pill organizers, key chains, potted plants, candles and costume jewelry to give away. Don't forget to provide something fun for the littlest gals....stuffed animals, coloring books or fingernail polish!

Shop Smart!

Check out Oriental Trading Company. They offer a wide variety of wonderful gifts, decorations and party supplies at great prices!
www.orientaltrading.com



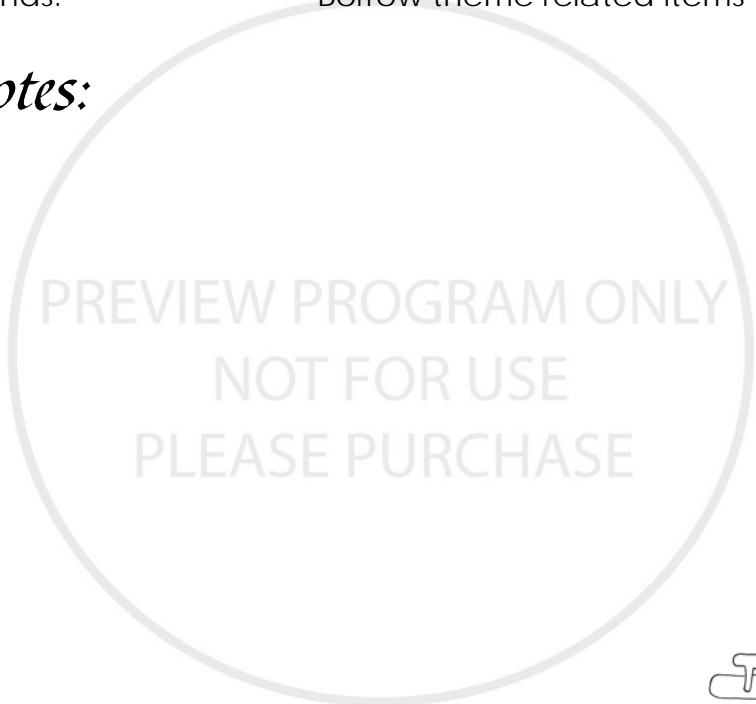


More fun accessories:

- Current Catalog: www.currentcatalog.com
- Shindigz Catalog: www.Shindigz.com
- Cafepress: www.cafepress.com
- Amazon.com: www.amazon.com

- Dollar Stores: Great deals all the time
- Discount Stores: Check sales
- Fabric Shops: See creative options
- Second Hand Stores: Salvation Army, Good Will
- Garage/Yard Sales: Great stuff, cheap!
- Friends: Borrow theme related items

Notes:



Let's Go Shopping!



And So We Begin....

Let There Be Bees On Earth

*"My soul will be satisfied with the richest of foods;
with singing lips my mouth will praise you."*

-Psalm 63:5

*"A bumble bee is considerably faster
than a John Deere tractor."*

-An Old Farmer

'Bee' Fabulous!

Consider crowd psychology. No one enjoys going to a party where everyone remains a stranger, little conversation occurs and a subdued mood becomes awkward. Everyone enjoys an event where people are talking and laughing, light and temperature are controlled, music sets the mood, strangers are just new friends and tables are inviting.

When the First Person Arrives, The Party Has Started

Greet guests cordially, give name tags and direct them to the party area. Encourage guests to browse as the crowd gathers. They may take a look at table decorations. Help them choose a seat or find their assigned table. Point out rest rooms and conveniences. Keep guests out of the kitchen!!!

Get Acquainted

Put people at ease with hospitality and smiles. Help them get acquainted with simple table activities. Place conversation starters under each plate. Scatter pens or pencils and place paper puzzles or short games in obvious places. Encourage guests to work together to win a table prize.



Getting Together

Help the guests "sense the whole". Enthusiastic group singing encourages togetherness. Play a few table games as ice breakers.

Small Groups

Place guests in small groups and offer opportunities to make more intimate contact with others. Devise an activity that could be done in pairs or fours. Dividing by birth months is an effective way of creating smaller groups.

Alternate The Pace

Some activities might be interactive and some might be quiet. Have some activities requiring a mental challenge with pencil and paper, group singing and a few activities for the whole group.

Build Toward A Conclusion

Complete exciting activities just before dinner and continue the fun after the meal. Add spiritual and inspirational thoughts near the end.

Close With A Whole Group Activity

Instead of ending the evening with food, bring everyone together with a whole group activity. It could be singing, listening to a story, letting people tell what they enjoyed or an inspirational spiritual closing with a serious skit or talk, songs, hymns, praise choruses, sharing and a benediction featuring a fellowship prayer circle.

Clean Up

Leave the church cleaner than you found it. Often those enjoying the fun are asked to help clean up. That can be fun and don't forget, "Many hands make light work".

Tip: Keep the music playing through clean up. Take a moment to sing and dance with other workers!



Bee Welcome!

"He who is of a merry heart has a continual feast."

-Proverbs 15:15b

*"Sometimes the smallest things
take up the most room in your heart."*

-Winnie the Pooh



Serve a chilled punch while guests gather, coats are removed and table seating is confirmed.

Serve delicious cold beverage in crystal punch bowls with crystal cups. Consider serving mini appetizers on beautiful plates. Add bright yellow beverage napkins.

Play soft background music as guests arrive. Encourage them to enter the banquet area where they move from table to table and enjoy the decorations and staged displays.

Lemonade Pineapple Punch

41 oz Pineapple Juice (canned, chilled)

9 oz Orange Juice (cans frozen)

8 oz Lemonade (cans frozen)

21 oz crushed pineapple (can, frozen)

3 qts ginger ale (chilled)

1 qt pineapple sherbet

Mix above ingredients and place in a punch bowl. Add a frozen ice ring made of lemonade with cherries or pineapple chunks inside the ring.
Easy to make! Crowd Pleaser!



Appetizers

Introduce guests to the honey theme by offering sweet honey treats. Choose appetizers that fit your group. Because guests may be standing while juggling a beverage and appetizer, prepare finger foods. Use one of our suggestions or create your own appetizer.

Bee Favorite Fruit Cup

Choose a variety of fresh fruits cut into small portions and placed in a doubled cupcake liner. The best fruit can be picked up with fingers for easy eating. Include a mixture of apple slice, cherry, diced cantaloupe, mini pineapple slice, banana, strawberries, blueberries.

Yummy Fruit Dip: 8 oz. Whipped Topping, 3 oz. Cream cheese, 7 oz. Marshmallow creme. Spoon into bottom of liner and fill with fruit.

Nuts And Bolts Party Mix

2 C. Corn Chex 2 C. Rice Chex 2 C. Cheerios
2 C. Thin pretzels 2 C. Blanched peanuts
3 T. Salad oil 10 T. Butter 4 T. Worcestershire Sauce
½ t. seasoned salt ½ t. garlic powder

Oven: 225 degrees In baking dish, mix cereals, pretzels, peanuts together; set aside. On medium head blend oil, butter, sauce, salt, garlic until butter is melted and spices are blended in. Pour seasoning mixture over cereal mixture and stir until completely coated with seasoning.

Bake 1 ½ hours, stirring every 20 minutes to make sure it does not burn. Remove from oven and cool completely before storing in an airtight container. Fill doubled cupcake liners with individual portions of the Party Mix before guests arrive.

Crunchy Veggie

Cut mini celery, cucumber slices, broccoli, cauliflower, asparagus, dilly beans and carrot sticks that fit into doubled cupcake liners. Spoon Ranch Dip or a honey dip into the liners before placing veggies on top. Choose veggies that can be cut into small pieces for easy dipping.



Ham and Turkey Roll Up

Roll deli ham and turkey and place upright in ranch dip with parsley or celery tops for garnish.

Shrimp Time

Spoon cocktail sauce into liner and place one shrimp on top. Option: For children, consider one chicken nugget on top of ketchup.

Fish Stick And Honey Treat

One fish stick cut in half with carrot stick, drizzled with honey.

The Mexican Bee

Fill cup with refried beans, shredded lettuce, diced tomatoes and top with sour cream. No spoon, just dip with the taco chips.

Pretzel Bee Treat

Mini pretzels with honey mustard.

Boneless Honey BBQ Bite

Spoon a little bit of Honey BBQ Sauce into cupcake liner and top with one or two boneless chicken wings.

Ham and Cheese Lettuce Roll Ups With Honey Mustard Sauce

Lay one lettuce leaf flat and place one slice of ham and one slice of cheese on top. Roll up tightly and repeat process for remaining lettuce, ham and cheese. Place all roll ups on a dish.


In a small bowl whisk 1 T. honey, 1/4 C. mayonnaise, 1 T. Golden mustard, 1/4 T. lemon juice and 1/4 C. finely chopped chives. Pour into a small side bowl. Dip each roll up and enjoy!

Honey Cream Cheese Tea Sandwiches

Remove crust from bread; cut into desired shapes. Combine 3 oz softened cream cheese, 2 T. Honey, and 1/2 t. grated orange peel. Blend until smooth. Spread cheese mix on bread; garnish with watercress sprigs.

Chicken Nugget and Honey Drizzle

Bake chicken nuggets until hot. Place one or two on a wooden pick. Drizzle with honey and serve.



Mmm, Good!

Sugar And Spice ...and HONEY Is Nice!

*Also my bread that I gave you-I fed you with fine flour
and oil and honey-you set before them for a pleasing aroma;
and so it was, declares the Lord God."*

Ezekiel 16:19

The menu is the most important detail of the banquet event. Choose food your group enjoys! We make suggestions but you know your group best.

Plan Accordingly!

Feature Nature's Perfect Food: Honey!

Plan the menu joyfully. This is a fun assignment! Ask a kitchen team to prepare the meal. Since this is a special event for the gals, it doesn't seem fair to ask them to cook their own party food. Ask the men of the church to cook and serve! Ask a local Boy Scout troop to help. They often look for community projects. Consider a local caterer!

What Should We Eat?

There are delicious and appropriate food options. We'll give you a few ideas to get you started. Consider the cost, the theme, the effort involved to make the food and the tastes of the group.

Sometimes it is appropriate to design a separate menu for the children under age 12. If so, be sure to let people know when they are making their reservations.





Chicken

Cream of Broccoli Soup
Baked Stuffed Chicken Breast
Mashed Potatoes
Vegetable of Choice
Honey Muffins/Butter
Tossed Salad/Dressing
Dessert: Pie

Pork

Won Ton Soup
Roast Pork or Stuffed Pork Chops
Rice Pilaf
Vegetable of Choice
Honey Muffins/Butter
Tossed Salad/Dressing
Dessert: Cupcakes

Beef

Beef Broth Vegetable Soup W/Shredded Cheese
Swiss Steak and Mushroom Gravy
Hot Buttered Noodles
Vegetable of Choice
Honey Muffins/Butter
Tossed Salad/Dressing
Dessert: Cake

Fish

French Onion Soup W/Cheese
Light White fish: Haddock and Tartar Sauce
Baked Potato With Sour Cream and Butter
Vegetable of Choice
Dinner Rolls/Butter
Tossed Salad/Dressing
Dessert: Cupcakes



Children's Menu Choices

Sometimes children do not enjoy the delicious foods adults anticipate eating. Consider an optional Children's Dinner Menu at a lesser cost.

Children's Menu #1

Chicken Nuggets W/Dipping Honey
(Also provide dipping ketchup)
Jello Cubes French Fries
Cold Drink Dessert

Children's Menu #2

Hamburger on Toasted Bun
W/Ketchup and Pickle
Macaroni and Cheese Celery Sticks
Apple Slices Cold Drink Dessert

Children's Menu #3

Hot Dog on Bun - Choice of Toppings
Tater Tots Fruit Cup
Cold Drink Dessert

*"Let's begin by taking
a smallish Nap or two!"*

-Winnie the Pooh



Make a Beeline To The Food!

Here is a great Honey Meatloaf recipe that is fun to make and fun to serve as a main dish on each plate. Of course, you can make your own favorite meatloaf!

Honey Glazed Meatloaf

- 2 lbs ground beef, pork, veal combo
- 1 small onion, minced
- 4 T. Fresh minced parsley
- 1 large carrot grated
- Salt/Pepper to taste
- 2 eggs, beaten
- 3 hard boiled eggs
- Honey Glaze


Combine all ingredients except eggs and glaze in medium bowl. Place half the meat in oblong pan or baking dish. Make a shallow indentation in center lengthwise. End to end, place hard boiled eggs in indentation. Cover with remaining meat and shape into oval loaf. Bake 350 degrees for 45 minutes. Top with Honey Glaze and bake additional 15 minutes.

Honey Glaze: 2 T. Melted butter, 1/4 t. fresh lemon juice, 1/2 C. Honey

Mashed Potatoes

- 4 cups cubed peeled Yukon gold potatoes (about 2 lb.)
- 1/4 C. Milk
- 1/4 C. Sour cream
- 3 T. Butter
- 1/2 t. salt
- 1/4 t. black pepper

Boil potatoes until soft, mix ingredients and serve hot.



Mashed Potatoes and Gravy

Make mashed potatoes and place one hot, steaming scoop on each plate. Place a pat of butter in the center and one scoop of gravy.

Honey Meatballs

Prep: 25 minutes Bake: 15 minutes 400 degrees Makes: 22 Servings

2 eggs 3/4 C. Milk 1 C. Dry bread crumbs 1/2 C. Chopped onion
2 t. salt 2 lbs. Ground beef 4 minced garlic loves 1 T. Butter
3/4 C. Ketchup 1/2 C. Honey 3 T. soy sauce

Combine eggs and milk in large bowl. Add bread crumbs, onion and salt. Crumble beef over mixture and mix well. Shape into 1 inch balls. Place on greased racks in shallow baking pans. Bake 15 min.

In large sauce pan, saute garlic in butter until tender. Stir in ketchup, honey and soy sauce. Bring to a boil. Reduce heat, cover and simmer for 5 minutes. Drain meatballs; add to sauce. Carefully stir to evenly coat. Cook for 5-10 minutes.

Pork Tenderloin and Honey

2 lbs pork loin (boneless) Salt/pepper to taste 1/4 C. Honey
2 T Orange juice 2 T olive oil 1/2 t. thyme 1/2 C. Chicken broth

Oven: 375 degrees. Season pork and place in roasting pan. In a separate bowl, mix honey, juice, oil and thyme. Pour over the pork. Add broth to the pan. Bake until pork is tender. Baste frequently. Strain pan juices into saucepan. Reduce until slightly thickened. Serve over the sliced pork.

Baked Honey Mustard Chicken Breasts

Oven 350 degrees. Sprinkle chicken breasts with salt and pepper to taste. Place in lightly greased 9 x 13 baking dish. In small bowl, combine 1/2 C. Honey, 1/2 C. Mustard, 1 t. dried basil, 1 t. paprika and 1/2 t. dried parsley. Mix well and pour half of mixture over chicken.

Bake for 30 minutes. Turn chicken over and brush with remaining 1/2 of mixture. Bake an additional 10-15 minutes or until chicken is tender.

Honey Butter

½ Cup Honey

½ Cup Butter

Whip and serve.

PS. This is so delicious on rolls and crackers that it is guaranteed to be a favorite the guests will take home to serve to their families. Want to try a spin on it that is even better? Add an equal amount of peanut butter! It is so smooth and creamy that everyone will love it.

(Beware of peanut allergies.)

Honey Fruit Skewers

Skewer grapes, kiwi, pineapple, apricots, strawberries, apple slices

Dip: 1 ½ Cups Greek yogurt, 1/4 Cup Honey

Mix and dip your skewers into the honey fruit dip.

Honey Pigs

Mini Smokies–Crescent Rolls: Wrap and Bake!

Dip Choices:

½ Cup Honey mixed with ½ Cup mustard

½ Cup Honey mixed with ½ Cup BBQ Sauce

Dip Smokies in either dip to sample the great flavor differences.

Baked Ricotta With Honey Drizzle

1 C. Ricotta cheese ½ C. Romano Cheese 1 lemon

2 t. Honey 2 eggs Salt and Pepper

Mix together, pour into ramekins. Bake 15-20 minutes 350 degrees

Grandma's Honey Muffins

2 Cups flour ½ Cup sugar 3 t. Baking Powder Salt

1 Egg 1 Cup 2% Milk 1/4 Cup melted butter 1/4 Cup Honey

Mix together and pour into muffin cups and make at 400 degrees for 15-18 minutes.



Favorite Honey Recipes

There are many options for honey flavored foods. Consider honey muffins, sweet breads, sauces, salad dressings and desserts that fit the theme. Do not add honey to every dish. Feature the ingredient in a few special dishes.

Brunch Buffet

If your gathering is a brunch, make some foods using honey. Honey ham sandwiches, chicken nuggets with dipping honey, vegetable dishes drizzled with honey, honey breads and desserts. Use your imagination to create breakfast/lunch options that the guests will enjoy.

Just Desserts

If your program is an elegant after dinner evening, consider gathering an assortment of desserts using honey as one ingredient.

Mug And Muffin

A morning or afternoon gathering for tea and coffee with delicious muffins is always popular. Consider making several delicious muffin recipes.

Desserts Galore

In the buffet of life, friends are the dessert!

Dessert is the *piece de resistance* of this honey of a spring banquet.

1. Bake a wide variety of desserts. Serve on a buffet table or offer choices on a tray at each table.
2. Choose one or two desserts to serve at each table.
3. Pick one dessert that features honey.



Music...

Sing That Sweet, Sweet Song of Salvation!

"...Sing unto the Lord a new song..."

Psalm 147:1



Play pre recorded background music. Non vocals work best mixed with party conversation. Christian CD's, Broadway show tunes, classical music, soft jazz or Disney music. Excellent Christian jazz and Christian Big Band music is available online.

If your community has amateur/professional musicians willing to perform, ask them to be part of the festivities. Think about asking a violinist, guitarist, harpist, pianist or ensemble to perform as guests arrive and as they enjoy dinner.

Sing fun songs and Christian choruses after dinner.

Ask a pianist to accompany the group.

Choose familiar songs.

Praise and Worship Songs....

Sing contemporary Praise and Worship songs that are familiar and popular with your group. Sprinkle music through the program whenever desired. Choose a few songs but do not feel obligated to have the group sing lots of music. This is just one part of the event.

Group Song Suggestions

Check out these lyrics that you may have or can obtain easily. www.musicnotes.com is a great source for piano sheet music at a low price. Choose a few just for fun and others to remind the singers of the sweet love of Jesus. Some songs can be sung A capella. Some songs can be heard at www.youtube.com

39



Sugartime

(piano sheet music available at musicnotes.com)

Sugar in the mornin', sugar in the evenin', sugar at supper time;
Be my little sugar and love me all the time.
Honey in the mornin', honey in the evenin', honey at supper time,
You'll be my little honey and love me all the time.
Put your arms around me and swear by the stars above.
You'll be mine forever in a heaven of love;
Sugar in the mornin', sugar in the evenin', sugar at supper time;
Be my little sugar and love me all the time.

Bringing Home A Baby Bumblebee

I'm bringing home a baby bumblebee,
Won't my mommy be so proud of me.
I'm bringing home a baby bumblebee,
OUCH, he stung me!

I'm squishing up a baby bumblebee,
Won't my mommy be so proud of me.
I'm squishing up a baby bumblebee
EW!! What a mess!

I'm lickin' up a baby bumble bee
Won't my mommy be so proud of me.
I'm lickin' up a baby bumble bee
ICK, I feel sick!

I'm throwin' up a baby bumble bee
Won't my mommy be so proud of me?
I'm throwin' up a baby bumblebee.
OH! What a mess!

I'm cleanin' up a baby bumble bee
Won't my mommy be so proud of me?
I'm cleanin' up a baby bumble bee
OH MY MOMMY WON'T BE PROUD OF ME!!!

The Cuppycake Song

Lyrics and Music: Judianna Castle

www.youtube.com

You're my **Honeybunch**, Sugarplum
Pumpy-umpy-umpkin, You're my Sweetie Pie.

You're my Cuppycake, Gumdrops
Snoogums-Boogums, You're the Apple of my eye.

And I love you so and I want you to know
that I'll always be right here
And I love to sing sweet songs to you
Because you are so dear.

How Sweet It Is To Be Loved By You

Lyrics: Holland, Brian/Dozier, Lamont Herbert/Holland, Edward, Jr.


www.youtube.com

PREVIEW PROGRAM ONLY
NOT FOR SALE
PLEASE PURCHASE

How sweet it is to be loved by you!
I needed the shelter of someone's arms
And there you were.
I needed someone to understand
my ups and down
And there you were
With sweet love and devotion
Deeply touching my emotion
I want to stop and thank you, baby.
I want to stop and thank you, baby. Yes, I do!
How sweet it is to be loved by you!

Carolina In The Morning

Nothing could be finer
Than to be in Carolina in the morning.
No one could be sweeter than my sweetie
when I meet her ...In the morning.



When the morning glories...twine around the door.
Whispering pretty stories, I long to hear once more.

Strolling with my girlie where the dew is pearly early
In the morning,
Butterflies all flutter up
And kiss each little butter cup...At dawning.

If I had Aladdin's lamp for only a day.
I'd make a wish and here's what I'd say...
Nothing could be finer than to be in Carolina in the morning!

In The Sweet Bye and Bye

Samuel F. Bennett and J. P. Webster

There's a land that is fairer than day,
And by faith we can see it afar;
For the Father waits over the way
To prepare us a dwelling place there.

In the sweet (in the sweet) By and by (by and by)
We shall meet on that beautiful shore;
In the sweet (in the sweet) By and by (by and by)
We shall meet on that beautiful shore.

There's A Sweet, Sweet Spirit

There's a sweet, sweet Spirit in this place
And I know that it's the Spirit of the Lord.
There are sweet expressions on each face
And I know they feel the presence of the Lord.
Sweet Holy Spirit, Sweet Heavenly Dove
Stay right here with us...filling us with Your love.

And for these blessings, we lift our hearts in song.
Without a doubt we'll know that we have been revived
When we shall leave this place.

Jesus Is the Sweetest Name I Know


CHORUS: Jesus is the sweetest name I know,
And He's just the same as His lovely Name,
And that's the reason why I love Him so;
Oh, Jesus is the sweetest name I know.

There have been names that I have loved to hear,
But never has there been a name so dear
To this heart of mine, as the Name divine,
The precious, precious Name of Jesus.

How Sweet the Name of Jesus Sounds
How sweet the Name of Jesus sounds
In a believer's ear!
It soothes his sorrow, heals his wounds,
And drives away his fear.

Sweet Hour of Prayer

Sweet hour of prayer! Sweet hour of prayer!
That calls me from a world of care,
and bids me at my Father's throne
Make all my wants and wishes known.
In seasons of distress and grief,
My soul has often found relief,
and oft escaped the tempter's snare
by the return, sweet hour of prayer!



Amazing Grace

Amazing Grace how sweet the sound
That saved a wretch like me.
I once was lost, but now am found.
Was blind but now I see.

THE PARODY: LET THERE BE BEES ON EARTH

Let there be bees on earth and don't let them sting on me.
Let there be bees on earth, the bees that are meant to be!
When bees make their honey, happy all are we.
Let bees slurp all that honey and make it sugary.

Let them be busy bees and let them fly on each day.
With ev'ry buzz they buzz, let bees have the final say.
To take each flower, and make each flower
a taste of majesty!
Let there be bees on earth so I can enjoy my tea!

THE REAL THING: Let There Be Peace On Earth

Let there be peace on earth and let it begin with me.
Let there be peace on earth, the peace that was meant to be!
With God as our Father, brothers all are we.
Let me walk with my brother in perfect harmony.

Let peace begin with me. Let this be the moment now.
With ev'ry breath I take, let this be my solemn vow;
To take each moment and live each moment in peace eternally!
Let there be peace on earth and let it begin with me!

Make A Memory...


*“I’ll Hive You Know”
The Printed Program*

Create a “take home” keepsake in the form of a printed program.

While not necessary, it is a nice addition to the banquet event.

Cover

The program cover should match the color of the table decor. Use card stock and make copies on the church printer/copier. Simple artwork may consist of the ‘Bees On Earth’ graphic included in this master copy. Add information as desired.



Trim

Trim with glitter, little buttons and a ribbon bow. Staple program pages inside the bee cover. Option: The cover can feature the outline of a bee. If willing hands are available, cut the front and back cardstock into the shape of a bee.

Printed Information

Include a cheerful welcome, the menu, committee members, kitchen crew and servers. Add song lyrics, artistic touches, poetry, Bible verse and the title of each program segment as desired. Staple the pages inside the front and back covers.



... a HONEY of a Banquet!

Let There Be Bees On Earth

Welcome! Thanks For Buzzing By...

“Let There Be Bees On Earth”

...A Honey Of A Banquet!



*As soon as I saw you,
I knew an adventure was going to happen.”*

-Winnie the Pooh

Seat guests informally at prearranged tables.

Be sure families and friends sit together.

As groups arrive, encourage them to get to know one another by playing paper games placed on each table.

Guests may team up to answer the questions.

Furnish small prizes for each successful table group.

Prizes may be ‘Bit-O-Honey’ Candy!

Hershey Kisses or another tiny sweet treat.

Walk the prizes to the guest tables as they win.

Secret: Let EVERYONE win at least once!

Use games we suggest

or find games you enjoy to fill the time.

Copy as many as desired on colorful paper.



Spelling Bee Words

1. Nehoy ebe _____
2. Vhei _____
3. Nitgs _____
4. Coomnebhy _____
5. Rpkbeeeee _____
6. Tewes _____
7. Lolnpe _____
8. Zuzb _____
9. Lfwreo _____
10. Yptra _____
11. Bleeemubb _____
12. Topyneoh _____
13. Eerdiphynop _____
14. Grasu _____



PREVIEW PROGRAM ONLY
NOT FOR USE
PLEASE PURCHASE



Spelling Bee Words Key:

1. Honey Bee
2. Hive
3. Sting
4. Honeycomb
5. Beekeeper
6. Sweet
7. Pollen
8. Buzz
9. Flower
10. Party
11. Bumblebee
12. Honey pot
13. Honey dipper
14. Sugar



Tray Game

Place common items on a large tray. Cover the tray with a towel. Carry it to each table where the guests view the items for one minute. Cover the tray and move on. Their task is to write down as many of the items as possible in a numbered list. This can be accomplished as a table team or individually. Give a small prize to each winner.

Alphabet Name Game

Each guest prints the alphabet down the left side of a piece of paper. They choose one letter (any letter) of the alphabet to print next to the letter A. Whichever letter they choose, they continue to print the alphabet from that point, in order, to the end. Once they have their two letters side by side, the Alphabet Name Game begins.

Example: A E (Albert Einstein)


The game player thinks of a person, famous or non famous, who has those initials. They write the person's name next to the letter. Each full name is worth 1 point. The players with the most points win small prizes at the end. The most anyone can earn is 26 points, of course.



... a HONEY of a Banquet!

Let There Be Bees On Earth

Let There Be



...a HONEY of a Banquet!



... a HONEY of a Banquet!

Let There Be Bees On Earth

Program segments may be used any way desired.
Ask gals of all ages to participate. No one
needs to memorize.
Eliminate what you cannot use and add material as
desired!



Make as many printed copies as needed
for your participants from the Master Copy.

If a speaker has been invited, consider using a few
of these theme related segments instead of all of them.
Consider time limitations.

Encourage each speaker to communicate clearly.
Provide microphones.

No rehearsal is necessary.
The participants follow directions in their segment.
The program comes together on the spot.

Be sure to confirm participation with each person
before the event to be sure each one is coming.
Adapt the material as desired.
Add material of your choice as available.
Enjoy the humor and inspiration of each segment!



Evening At A Glance

Punch and Hor d'oeuvres

Greetings and Games

Pre Dinner Introduction:

'The buzzin' of the bees in the bubble gum trees.'

A Honey Of A Banquet!

Sing:

Let The Adventure Bee-gin!

Baby Bees

Who Let The Bees Out? -The Bee Rap

Sing:

The Humble Bumble

If Honey Muffins Are Involved

Where Do Bees Go In Winter

Sing:

The Queen Bee Speaks

The Beekeeper's Wife: My Sticky Kitchen

Lessons From A Bee Garden

Sweet Endings

Sing: Let There Be BEES On Earth

Sing: Let There Be Peace On Earth



Pre Dinner Introduction

'The buzzin' of the bees in the bubble gum trees.'

Welcome to a 'honey bee and hive' kind of event filled with sweetness and delight . We have called it '*Let There Be Bees On Earth...A Honey Of A Banquet*'!

The delightful children's song, 'Big Rock Candy Mountain', helps us imagine a hobo heaven:

On a summer day
In the month of May
A burly bum came hiking.
Down a shady lane
Through the sugar cane
He was looking for his liking.

As he strolled along
He sang a song
Of the land of milk and honey
Where a bum can stay
For many a day
And he won't need any money!

Ohh, the buzzin' of the bees in the bubble gum trees,
The soda water fountain!
Where the lemonade springs
And the bluebird sings
In that Big Rock Candy Mountain.

Wouldn't it be fun to go to Big Rock Candy Mountain? Sounds like heaven to me! Well, unfortunately we cannot make that trip. Instead, we have created a 'bee-utiful time' for you that includes all things sweet. Forget the diet! Tonight we feast...on honey!



Whenever the Bible talks about honey and bees and honeycomb, it is always in the most positive way. After all, the children of Israel set their eyes on the Promised Land, 'a land flowing with milk and honey' when they left slave life in Egypt. It was God's sign of abundance, ease and prosperity. Today, we talk about heaven the same way. Life will be perfect when we get to the 'land of milk and honey'.

I love bees even though one stung me on my toe when I was a little girl. Maybe I should revise that thought. I respect bees! Bees are amazing and do so much good. Here are some interesting facts that I bet you didn't know.

1. Each beehive contains 20-60,000 bees.
2. To produce just one pound of honey, bees must visit millions of flowers and travel the equivalent of two times around the world.
3. A bee's life span is just a few weeks to four months.
4. A single bee contributes a mere 1/12 of a teaspoon of honey.

After dinner, we have a 'honey of a program' planned. Take a deep breath. It is finally time for '*Let There Be Bees on Earth*' and that always begins with delicious food. We'll be back later to fill your sweet world with the richness and purity of honey and the lessons of the famous honey bee.

Prayer For The Meal


Serve A Honey Of A Banquet!



After Dinner Introduction

Let The Adventure Bee-gin!

Reader: One or Two Speakers. (If two speakers are presenting this, trade speaking back and forth between paragraphs.)



After that wonderful meal, there is only one possible thing to do. It's time to present a 'bee-u-ti-ful' honey of a program. Albert Einstein said, "If the bee disappeared off the surface of the globe, then man would only have four years of life left. No more bees, no more pollination, no more plants, no more man." It's time to honor this tiny creature who gives life in such a delightful way.

Are you 'buzzing' with excitement? 'Hiving' a good time? Are you in a 'sweet' mood? Got a taste for 'wild honey'? Need a touch of honey and love from Winnie the Pooh's 'Honey pot'?

It's guaranteed that we are about to take the 'sting' out of any bad day you may have had. It's a done deal that 'The Secret Life of Bees' is going to be revealed. We'll take you to a 'land flowing with milk and honey'. Take a moment to fix your hair with your 'honey comb'. This is one 'honey' of a banquet event that will leave you 'buzzing'.

But...we have a 'sticky' situation. Our antennas are up. You, our honored guests must enter into the fun and become part of the 'hive'. Can we count on you to 'bee-come' the 'honey's' we know you are?

I think we have 'bumbled' around and used just about every bee related phrase we can think of so it must be time to start the show.

Well, what's it gonna 'bee'? A night of 'bee-light'? A 'honey moon'? The 'bee's knees'? Will this be the glittering crown on the head of our 'Queen Bee'? Perhaps we will make a 'honey of a deal' along the way! Whatever it becomes, Let The Adventure 'Bee-gin'!



Baby Bees

SPEAKER: Choose the youngest girls available to dress as baby bees and say these short poems. Choose from the poems and songs printed depending upon the ages and numbers of children in the program.

Morning light
Warm and bright.
In the trees,
Honey bees!
Little bees on summer days
Flap their wings and buzz away.



This little bee when flying about
This little bee stayed home
This little bee had some honey
And this little bee had none.
This little bee went buzz, buzz, buzz
All the way home.



Busy bee, busy bee, where are you going?
Down where the flowers are budding and growing,
There I shall find something hidden and sweet
That all the children are wanting to eat.



Tune: Row Your Boat

Big bear, big bear
Hunting near the trees.
Feasting on the honeycomb
Made by busy bees.



Five Little Bears

One little bear, wondering what to do
Along came another, then there were two.
Two little bears, climbing up a tree
Along came another, then there were three!
Three little bears, ate an apple core
Along came another, then there were four!
Four little honey bears, found honey in a hive
Along came another, then there were five.

PREVIEW PROGRAM ONLY
NOT FOR USE
PLEASE PURCHASE



The Honey Bee Song

(Tune: Mary Had A Little Lamb)


The honeybee goes buzz, buzz, buzz
buzz, buzz, buzz Buzz, buzz, buzz
The honeybee goes buzz, buzz, buzz
On a summer day.

- It's taking pollen to the hive.....it's not so far away.
- The bee make honey that is sweet.....As sweet as sweet can be.
- The bee keeps honey in the hive.....And shares a bit with me!



Who Let The Bees Out?

The Bee Rap!



SPEAKERS: Pre-teen and teens girls dressed as closely as possible to a punk rock gang of bees.

Costumes: Black knit caps, black shirts and pants, black mittens, stingers attached to pants, wings, yellow stripes across shirt (use yellow crepe paper strips). If available, they can wear yellow jackets with their black outfits.

This is a fun 'rap' that can include the audience shouting the chorus and buzzing as desired. The girls lead the rap loudly and enthusiastically, pretending to be a gang of teenage bees. They run to the front from the back of the room, jumping up and down, getting the crowd into the mood. 'Punch' the air with every 'bzz'. Create your own rap rhythm while rehearsing. Jump and dance to the beat. No music accompaniment.

Who let the bees out? Bzz, bzz, bzz, bzz, bzz!
WHO LET THE BEES OUT? Bzz, bzz, bzz, bzz, bzz!
Who let the bees out? Bzz, bzz, bzz, bzz, bzz!
WHO LET THE BEES OUT? Bzz, bzz, bzz, bzz, bzz!
WHOO LET THE BEES OUT? Bzz, bzz, bzz, bzz, bzz!

Well, the party was nice, the party was bumpin', Bzz, bzz, bzz.

The bees came in when we were jumpin'. Bzz, bzz, bzz.

I tell the kids 'stop swattin' at 'em'. Bzz, bzz, bzz.

And the gang just says they want to be stung!

Who let the bees out? Bzz, bzz, bzz, bzz, bzz!
WHO LET THE BEES OUT? Bzz, bzz, bzz, bzz, bzz!
Who let the bees out? Bzz, bzz, bzz, bzz, bzz!
WHO LET THE BEES OUT? Bzz, bzz, bzz, bzz, bzz!
WHOO LET THE BEES OUT? Bzz, bzz, bzz, bzz, bzz!

All these dangerous yellow jackets swarming!
I've really had enough! They better get the warning!
Get away bee! Get away little bug!
I tell myself that they won't hurt me. Bzz, bzz, bzz!
And hope the kids don't start to whine, HEY! Bzz, bzz, bzz!


The guys have threatened with the bug spray,
Praise the Lord they came and saved me. Bzz, bzz, bzz!
Just watch out where those silly bee-minds
Check you out and aim their bee-hinds!

Who let the bees out? Bzz, bzz, bzz, bzz, bzz!
WHO LET THE BEES OUT? Bzz, bzz, bzz, bzz, bzz!
Who let the bees out? Bzz, bzz, bzz, bzz, bzz!
WHO LET THE BEES OUT? Bzz, bzz, bzz, bzz, bzz!
WHOO LET THE BEES OUT? Bzz, bzz, bzz, bzz, bzz!

(Leave the area rapping quieter all the way out of the room. Do not stop until completely out of the area!)

The Humble Bumble

SPEAKER: *One gal dressed as a bee. Be as creative as possible with costume. Consider wearing frumpy black clothing, large sunglasses and a large, hand drawn sign around neck stating: I AM A BUMBLE BEE. Enter the stage area sadly, head down, sighing loudly. Your entire countenance should be one of defeat and loneliness. As you speak, get angry and get a sarcastic attitude.*



I am the humble bumble bee. I know I wasn't invited to this honey of a soiree but I couldn't help it, I came anyway. Don't even think about squishing me until you hear my side of the story.

You have hurt my feelings. I'm sure you didn't mean to but by glorifying my cousin, that cute, golden, honey bee, you have ignored me totally. What's wrong with me? I'm fuzzy. I have wings. I have a taste for pollen just like the honey bee.

Sure, I get it that Honey is the world's cutest bee: Young, full of energy and petite. How can anybody compete with that? Honey enjoys showing off her cuteness by flitting from flower to flower and sipping just the right amount of pollen with her sweet little tiny lips. Humans take pictures of her and talk baby talk like, "Ooo, lookie, lookie at that itty bitty bee."

Did you forget that itty bitty bee will sting you just for putting your nose in her business? Oh yes, she's willing to give up her very life to make a point...and I do mean point...judging by the size of that stinger. Does she think of you? No! Does she even consider your feelings? No! And yet you go on praising her name and her generosity of honey.



I can hear your thoughts right now. Yes I can! "But the bumble bee is big and scary. The bumble bee doesn't live in cute boxes on the side of the road. It can't fly because it's wings are too small." I want to punch the guy that said that. We have never lived down the 'bumble bees can't fly' thing even though you can see with your own eyes that BUMBLE BEES CAN FLY!!!

And another thing...the reason I can fly has nothing to do with the size of my wings. I have flight muscles that warm me up and give me lift. That's right, smarties, I get lift! Ask cutesy wootsy Honey about that!

Just between us, Honey is a very gullible. She makes all that honey to feed the babies in her hive and then....you come and steal it away from her for your honey muffins and your oatmeal and your sweet tea. And then? She goes out and makes more honey! Honey was never the brightest bee in the box. Just being 'Cute' doesn't get you everything you need.

When is the last time you heard a classic song about honey bees? On the other hand I have a masterpiece written about me. 'The Flight of the Bumblebee' is the best song out there and it's all about me! You would think my reputation would be great but no, Honey Bee still gets all the attention.

I am a humble bumble. I get no respect. Give me a little love.

EXIT

If Honey Muffins Are Involved

SPEAKER: One person

If you give a mom a honey muffin,
She'll want a cup of coffee to go with it.
She'll pour herself some.
Her three year old will spill the coffee.
She'll wipe it up.

Wiping the floor, she will find dirty socks.
She'll remember she has to do laundry.

When she puts the laundry in the washer,
She'll trip over boots
and bump into the freezer.

Bumping into the freezer will remind her she has to plan supper.
She will get out a pound of hamburger.

She'll look for her cookbook.
(*101 Things To Make With A Pound of Hamburger*).
The cookbook is sitting under a pile of mail.

She will see the phone bill, which is due tomorrow.
She will look for her checkbook.
The checkbook is in her purse
that is being dumped out by her two year old.



She'll smell something funny.
She'll change the two year old.

While she is changing the two year old, the phone will ring.
Her five year old will answer and hang up.


She'll remember that she wanted
to phone a friend to come for coffee.

Thinking of coffee will remind her that she was going to have a cup.
She pours herself a cup of coffee,
for the second time.

She turns around only to discover
her kids ate the honey muffin that went with it.

PREVIEW PROGRAM ONLY
NOT FOR USE
PLEASE PURCHASE

Where Do Bees Go In Winter?



SPEAKERS: *One mom, one girl*

GIRL: Mom, where do bees go in winter?

MOM: That's an interesting question. Why do you ask?

GIRL: I was thinking that bears hibernate, birds fly south, some animals wander around looking for food and other animals just gather and hide food for the winter. I never heard what bees do?

MOM: God made bees in a unique way. Bees have very little brain but they have lots of energy and wisdom.

GIRL: Wisdom? How can they have very little brain but still have wisdom.

MOM: God implants basic wisdom in each bee. Honey bees have a very interesting method of winter survival. They stop flying when the weather drops below 50 degrees. When it gets colder, the bees all crowd into the center of the hive and form a "winter cluster", shivering to keep the center around 80 degrees.

GIRL: That's how we act in the winter when we light the fire in the fireplace and sit around it to talk and sing.

MOM: Exactly! That's not all. The worker bees circle through the cluster from the outside to the inside so that no bee gets too cold. The outside of the cluster is about 46 degrees. The colder the weather is outside, the closer the bees huddle together.



GIRL: Cool! That's why we like to put the blanket around us when it's cold and hug.

MOM: Exactly! The honey bees don't usually hibernate so they eat up to 30 pounds of stored honey during the winter months to help them produce body heat.

GIRL: Do they try to hug each other?

MOM: No, they fan their wings really fast so the heat is pushed all over the hive to keep all the bees warm.

GIRL: God was really thinking when He created bees.

MOM: On warmer days bees scoot out the hive for a potty break. It's called a 'cleansing flight'. The flights do not last long and the bees don't travel far because if their little body gets too cold they might not be able to return to the hive.

GIRL: Thanks mom.

MOM: Thanks for what?

GIRL: Thanks for keeping me warm and safe in the winter. You are kind of like the Queen Bee, aren't you?

MOM: I guess I am.

EXIT



The Queen Bee Speaks



SPEAKER: One person wearing a crown

(Credit: Short quotes from a variety of amazing mothers to their daughters.)

I am the Queen Bee! Let all who hear my voice be in awe and fear of the power of the queen. My hive of children know me and they know my voice. Listen to this edict from the Queen Mother to her daughter.

The first lesson every girl child learns is Mom is best at everything and you should never, ever suggest otherwise.

All I know is that I carried you for nine months. I fed you, I clothed you, I paid for your college education. Friending me on Facebook seems like a small thing to ask in return.

My eyes will always be watching you. I will never lose sight of you.

I tell you all the old stories of my life because I firmly believe that the more a daughter knows the details of her mother's life the stronger the daughter.

Having a little girl has been like following an old treasure map with the important paths torn away. I have had to find my way with you carefully and thoughtfully. Forgive me where I have strayed off the path.

It is not my job to be your best friend. I am the Queen. I am your mother.



While you are snickering at my old fashioned ways of living life remember how quickly the hands on the clock circle toward the future we thought was far away...and how soon we become our mothers.

You never say you think I am smart. BUT...I remember the day you said, "Jeopardy, Mom! You have got to get on Jeopardy! Seriously! You could marry Alex Trebek! You could BE Alex Trebek! You could be Alex SQUARED!

Having children is like wearing my heart outside of my body. Every time you walk out the door in the morning my heart goes with you.

Even Queen Bees cry.

No, I don't want to tell you how babies get here but I will because you should hear the story from me!

You need to know this: Don't take things personally. You are an amazing person no matter what you do. You are loved beyond all reason. You are never alone. If I never accomplish another thing, having you would be enough for me. Be creative. Be brave. Be yourself. Create your own path. Never settle.

Even when I complain about being the Queen Bee, I know that life without you would be empty. It's good to be Queen!

EXIT



The Beekeeper's Wife My Sticky Kitchen



SPEAKER: One gal dressed for kitchen work. **OPTION:** Wear a large bibbed apron. If possible, wear a tag or button or paint the words "I (Heart) Bees" to the top of the apron. Tie a big scarf or ribbon in hair to become the happy homemaker.

(Credit: Conversation with a real Beekeeper's Wife, Teri Whitney of 'Bee Natural Honey Farms', Clymer, NY www.beenaturalhoneyfarms.webs.com)

I am the Beekeeper's Wife. Hold your applause. I don't need recognition. Most of my time is spent creating honey recipes in my sticky kitchen or applying applications for bee stings to my Beekeeper husband or helping the experts that are always busy in the hives.

Have you ever wondered what a Beekeeper's Wife does? If she is a good wife, she becomes a beekeeper and lover of bees too. I learned a lot about the tiny honey bee and so can you!

Honey is the perfect food! It never spoils. It is easy to store, tastes delicious and has many health benefits. Honey is mostly sugars but has lots of minerals and vitamins. It acts like medicine! It helps the immune system. It's great for your tummy and keeps you from getting sick! It prevents infections and soothes wounds, cuts, burns and sore throats. Add it to your tea or milk at night to help get restful sleep. Every time I sell a jar of raw honey at our little farmer's market tent, I tell the customer how good our honey is for them!

Taste and color depends on the plant used to collect the nectar. People think the lighter the honey the better quality it is. Not true! The best honey you can get is from a local beekeeper or farmers market. It isn't processed and comes from fresh flowers and vegetables in the local area. Sometimes we sow fields of clover just to have our own honey field.



All honey tastes like honey! However, you can taste a little difference between orange, clover, buckwheat and sage honeys.

Need quick energy? Honey! It jumps into your blood stream and offers a quick boost in energy, performance and endurance. Eat a spoonful. Put honey on whole wheat bread. Drizzle it on your oatmeal or in your coffee and tea.

With all the terrific things honey does there is one word of caution. Honey is not suitable for children under one year old. Some bacteria can form that children under twelve months cannot handle.

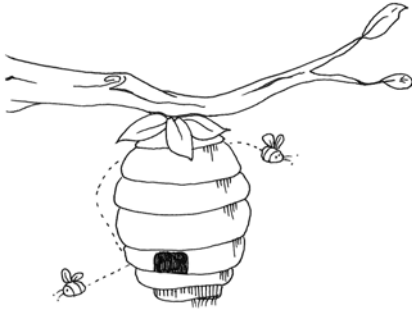
I create lots of honey based cosmetics and lotions in my sticky kitchen that my friends love. Lip balm, facial lotion, bath soaps and so much more. I add flavors, perfumes and lanolin to create honey products that rival any expensive shop. I can't prove it but using honey facial lotion removes wrinkles!

I never dreamed of being the Beekeeper's Wife when I was a little girl but it's a wonderful way of life. We feed the bees and the bees feed us. I don't really care about my sticky kitchen. I'm madly in love with the Beekeeper so I think I'll keep him! He's a honey of a guy!



EXIT

Lessons From A Bee Garden



SPEAKERS: Choose the number of people participating in this segment based on available participants. One person or seven people can speak. Speakers may dress in garden clothes, carrying garden hand tools or plants.

Make separate large, hand printed signs with each theme phrase. Display each garden sign as the speaker shares their part. Trim the signs with green leaves, hand drawn bees (use program graphics as patterns, paper or silk flowers.)

(Credit: The Seven Lessons based on OIC Moments Blog.)



1. Variety Is The Spice of Life!

The other day I met some neighbors I didn't know too well: Bees! Walking through a bee garden planted especially for bees, I learned a lot about these little creatures. They provided some 'Ah-Hah' moments and important life lessons.

When you think of bees, you probably picture a honey bee. Wrong! There are about 4000 species of bees in North America: round fuzzy striped bumblebees, small bright green sweat bees, thin yellow and black leaf cutter bees, big black carpenter bees...well, you get the idea. Bees can be different.

Isn't that how God created people? There are many different kinds of people and all are delightful. How boring life would be if we all looked alike, talked alike, thought alike or even dressed alike. Enjoy God's gift of diversity! He knows best.



2. Little things count.

Bees may be tiny but they are important! Plants depend on bees to transfer the pollen and grow the next flower, tree or bush. 1/3 of the food we eat needs the bees. Do you like almonds, apricots, olive and strawberries? No bee, no favorite foods.

Bees are so important that since pesticides and disease have reduced the bee population, farmers rent hives to be placed in their fields! We need to make sure we keep these little guys going!

Do you think your little life is unimportant? Wrong! The people you contact, the places you go, the way you live your life is all a testimony to God's goodness. YOU make a difference. YOU count!



3. There is more than one way to get a job done.

Bees spend their days gathering pollen for their babies. Some gather it in pollen sacks on special flattened parts of their legs. Others collect it on their bellies with a pollen brush. It all works!

Do you think the only way to complete a task is YOUR way? Young moms often face this attitude from more experienced moms as they struggle to learn new skills while handling a fragile newborn slippery from the bath or sick from the wrong formula all while functioning on two hours of sleep and no shower. Hearing that they haven't dressed their baby warm enough, cool enough, simple enough, cheap enough or 'whatever' enough, doesn't help. All of us can learn the lesson from the bee that there are many ways to get a job done. Relax!

4. Learn to adapt.

Each type of bee loves different types of plants. Bumblebees may wallow in floppy orange poppies but leaf cutter bees flit from tiny flower to tiny flower. The flowers and the bees have adapted so that each attracts the other for the bee to gather food and the flower to bloom.

When surprising life events occur, it's always a shock. Changes in jobs, finances or family create chaos. Loss of people, homes or pets make the strongest woman wobble at times. The gals who survive best are the ones who have learned to 'Let Go and Let God'. Receive each day and each event as a gift or a lesson that God is teaching for a specific reason. If the problem doesn't go away immediately, it's because God isn't done with the lesson and you haven't adapted and learned the lesson.




5. Surround yourself with what you love.

Bee gardens that are filled with a variety of bee friendly plants draw more and more bees. Bees love gardens that have flowers in spring, summer and fall so that they have a constant food source year-round.

The best word at the end of a long journey is 'Home'! Why? Because when we walk through our door, all the things we love are waiting for us: Our refrigerator filled with favorite foods, our bed and especially our soft pillow and the fluffy rug we rub our bare toe against under our favorite reading chair. Home is where we surround ourselves with what we love. Be it extravagant or humble, there is no place like home. Heaven is going to feel like home. No grand gestures will be needed. We will just walk through God's door and feel right at home.

6. Be comfortable.



Honey bees and bumblebees live in colonies with a queen, but most other bees are solitary. Some live in the ground, some live in a stem or in a hole in a log. When a solitary female bee has mated, she goes away alone. She gathers pollen and nectar which she mixes to form a pollen loaf. She digs a hold in the ground and places pollen loaves and eggs. She seals the hole and leaves. The eggs hatch and even the babies are left to care for themselves—with no mother or doting worker bees to watch over them.

God sets out the rules for sin versus pleasing Him. That is the only rule book we need to follow. Are you a 'neat-nik' or a messy person? Do you like a tight schedule or a 'loosy-goosy' time frame? Are your meals cooked to perfection and served on white linen with silver? Or, do you eat from an open can in front of the television new? It just doesn't matter so do not let anyone dictate your comfort level. Follow God's plan for your life and forget the critics. You will be much happier ...and comfortable!

7. Truth doesn't have to sting.



Bees have a bad reputation for painful stings but the truth is that most bees are harmless and gentle. A bee will defend its home if it is disturbed but bees prefer to gather pollen rather than sting people. And a sting is a last resort. Bees will flee the scene or buzz angrily before stinging. Honey bees die for a sting, native bees can sting many times. Only female bees sting.


It is not a female requirement to use our mouth as a 'stinger'. There are appropriate times when we must defend our homes and families. There are appropriate times to speak up to make people understand our anger and unwillingness to allow them to enter our hive uninvited. Most of the time, if we admit it, our problems can be handled like the bee by fleeing the scene or buzzing angrily. Don't feel you have to 'die' for every hurt or problem. That's what we have God for and He does it very well.



Sweet Endings

SPEAKER: *One person, preferably the same person who welcomed the group and presented the pre-dinner introduction.*

(Credit: Some information from Dr. Mary O's Fitness Blog.)


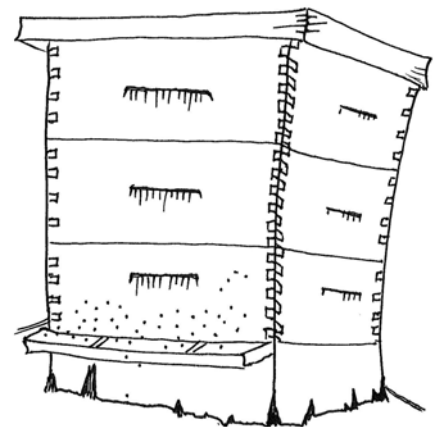


Well, here we are after a Bee-Lightful Bee-ginning of a dinner and program. We discovered the beauty of a tiny creation that God placed a lot responsibility on to ensure our survival. Amazing creatures make for an amazing event.

We have hugged and laughed and teased and tear'd up a time or two. We have considered the sweetness of God's love and now it's time to close the bee garden and go home to our own hives. It is time for Sweet Endings.

We learned a bee's life is just a few weeks to four months. Can you imagine going twice around the world in that time? No wonder the phrase 'Busy Bee' came to be. A single bee contributes a mere 1/12 of a teaspoon of honey. Have you ever felt like a bee, buzzing to and fro in your busy life with not much to show for your efforts? Don't despair. Look at the bigger picture. Even though each bee's contribution is small, the bees depend on each other to share the chores. Work that would overwhelm a few bees becomes lighter when all the bees do their part.

So it is with us. We don't wear black and yellow stripes, nor do we buzz (well most the time anyway) but we each have a small load to carry and if we learn from each other, serve each other and remember that we're all part of something bigger, we'll be united in purpose and great things can happen.



When we are kind to others, our teaspoon adds up to delicious overflowing honey. We don't have to wait for big events to pool our efforts...like floods or fires or tsunamis. We can make a difference each day with a smile, a kind word, a listening ear. Think of what a great impact millions of these acts done around the world each day would make.

So, we leave you with these commands: Bee Kind. Bee Honest. Bee Smart. Bee Grateful. Bee Prayerful. Bee Brave.

Service doesn't have to be grand or hard to do. Bees focus on one flower at a time and give their best effort. Wouldn't it be great if we used prayer to ask God to guide us each day to see opportunities to serve others and to help us keep the right focus in life so we aren't useless like wasps? (But THAT'S another story and another banquet!)

Spring is in the air and the honey bees will be out in a few months too. When you see them focusing on their work, let them remind you to pay attention to your work too and reach out in kindness to someone each day. Your life will be sweet if you do!

*I believe I shall enjoy
the Lord's goodness
in the land of the living.*

*Wait for the Lord,
take courage;
be stouthearted,
wait for the Lord!*

Psalm 27:13-14



... a HONEY of a Banquet!

Let There Be Bees On Earth

PREVIEW PROGRAM ONLY
NOT FOR USE
PLEASE PURCHASE

