



**A  
Holly  
Jolly  
Christmas  
Party!**

PREVIEW PROGRAM ONLY  
NOT FOR USE  
PLEASE PURCHASE

**Thanks Be  
To God  
For His  
Unspeakable GIFT!**

**A  
Holly  
Jolly  
Christmas  
Party!**

PREVIEW PROGRAM ONLY  
NOT FOR USE  
PLEASE PURCHASE

**Thanks Be  
To God  
For His  
Unspeakable GIFT!**



**JESUS** *is*  
**the** *Light* of CHRISTMAS,  
**The JOY** in our HEARTS,  
**The HOPE** of our *World*.



It's time to surprise your gang  
with a Christmas Party! Not just any old party  
but a party to end all holiday parties.

Food, music, fun, games,  
decorations, people on stage  
...and best of all....

The Story of Jesus and Bethlehem!

Are you in? Are you ready to plan a party?  
Are you ready to make a memory?

WHAT ARE YOU WAITING FOR?  
TURN THE PAGE!

2



# Take A Look!

Introduction and Take A Look.....1-3  
 Very Important 'Techy' Information.....4  
 The Party Is On!.....5-7

A Holly Jolly Guest Speaker.....8-9  
 Publicity.....10-11  
 Decorate.....12-15  
 Party Room.....16-18

A Holly Jolly Christmas Party~It's A Gift.....19-21  
 A Holly Jolly Christmas Welcome.....22-24  
 A Christmas Feast.....25-28  
 Holly Jolly Christmas Party Ideas.....29-30  
 Holly Jolly Melodies.....31-32

Keepsake Program.....33  
 Welcome The Guests.....34-39

Tips For a Great Christmas Program.....40-43  
 Party At A Glance.....44

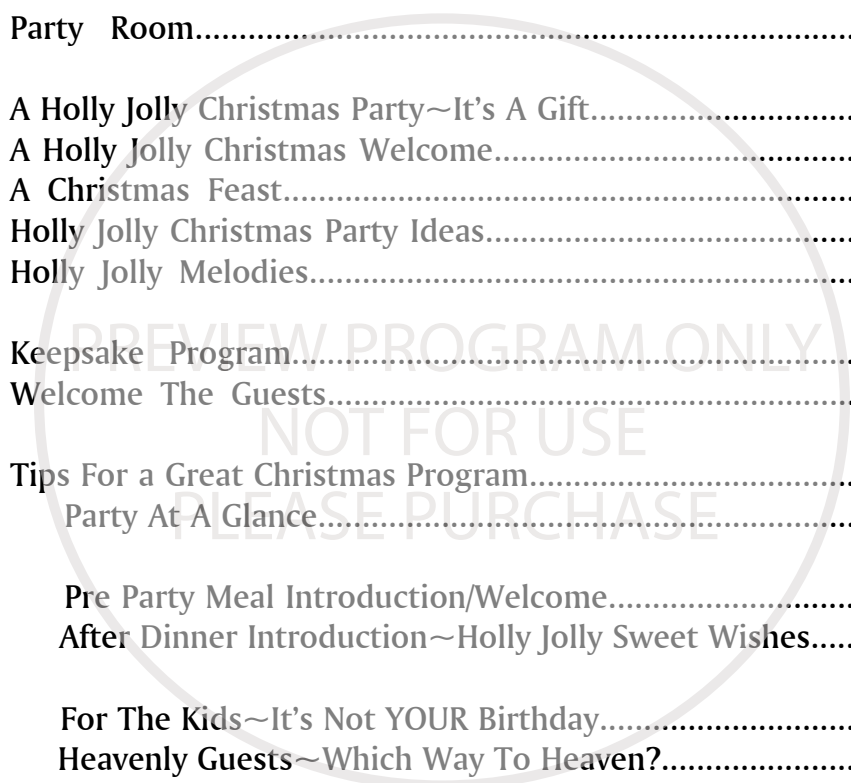
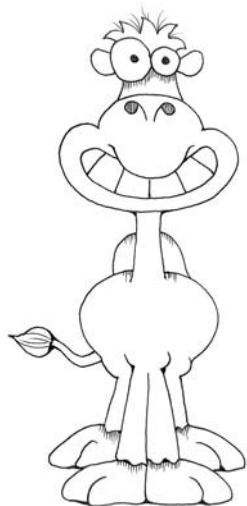
Pre Party Meal Introduction/Welcome.....45  
 After Dinner Introduction~Holly Jolly Sweet Wishes.....46-47

For The Kids~It's Not YOUR Birthday.....48-49  
 Heavenly Guests~Which Way To Heaven?.....50-52

The Old Shepherd ~ Flocks Of Love.....53-54  
 Moms Are People Too ~ A Mom's Dream.....55-56  
 Game Intermission ~ Crazy Christmas.....57-58

Wise Men Still Seek Him ~ Three Cheap Wise Guys.....59-60  
 Just A Kid At Heart ~ Christmas Is Coming...Again.....61-62

Conclusion ~ Light A Candle.....63



## Very Important 'Techy' Information!

IF PURCHASING A *HOLLY JOLLY CHRISTMAS PARTY*  
AS AN INSTANT DOWNLOAD,  
PLEASE NOTE ~

**YOU WILL DOWNLOAD  
ONE PRINTED MASTER COPY OF THE PROGRAM.**

THE FILE DOES **NOT** SAVE TO YOUR HARD DRIVE.

DO NOT WRITE ON  
THE ORIGINAL MASTER COPY!!!!  
MAKE ALL PRINTED COPIES  
FROM THE DOWNLOADED MASTER COPY

This is a **ONE TIME ONLY** Instant Download.



**Some churches enjoy memorization and others avoid it. Except for young non readers, read all parts. If your church is fond of memorization lead time must be longer and more intense rehearsal is necessary.**

### **COPYRIGHT INFORMATION**

Print all pages needed for your local church using your local copier. Make as many copies of each page as needed for personal use. Do NOT give this program to any other church or group. Instead, give interested folks our order form, address and toll free telephone number (1-888-236-5433). CLOSE ENCOUNTERS MINISTRIES will continue production of exciting, inspiring Christian programs at low cost to churches across the USA and Canada. All Rights Reserved-Copyright protected.



## The Party Is ON!

*“Oh Come, Let Us Adore Him!”*

Follow our tips. Add your creative touches. Make “**A Holly Jolly Christmas Party**” the unique Christmas event that will be remembered for years. Manage arrangements. Bring the delightful Christmas theme to life.



*From the first moment your committee meets  
until the last note of music  
and the final crystal cup is tucked away,  
capture the imagination of every guest  
from three to ninety three...or ninety four!  
Joyful smiles are proof that your gathering has been a success.*

*Attitude is a little thing  
That makes a big difference.*

### Prepare A Banquet Before Them!

A banquet is a party with food as the main attraction. Add a program, a speaker and local entertainment. The occasion is comfortable and social. Create a Christmas memory...with food! Create holiday evening events, women's luncheons, small gatherings of any kind and 'all church' events—your choice!

### ...Or Create A Small, Informal Gathering

An Informal Party is a fun and games event where people mix for sparkling conversation, good food and laughter. Parties tend to be informal and hosts treat it as a fun experience.

*Party games were once wildly popular but there are groups who do not enjoy a lot of organized activity. The activities should fit the needs of the guests. Know your audience!*



## Big Christmas Shindig!

A big party requires detailed planning. Think about publicity, decorating, menu and clean up. Make your own fun so everyone remembers the event fondly.

## Pay Attention To Details

The smallest details make the biggest impressions. Christmas poinsettias on the tables, small wrapped guest gifts, background music, greeters and simple thoughtful gestures make guests feel welcome and pampered.

## Practice Christian Hospitality

Help guests grow in their understanding of the Lord. Everyone should be giving affection and receiving love from others in the family of God. Begin friendly conversations, avoid gossip.

## Set Realistic Goals


What do you want to happen during the hours your guests are with you? Be specific! Plans in this workbook are complete. Adapt details to fit your needs. Add creative ideas and change activities as desired.

## Organize

Make changes at the beginning of the planning process. Write down exactly what will happen and when tasks must be completed. Do not leave organization to the last minute.

## Work With A Team

Choose a small leadership team to complete arrangements. The team may be as few as two or as large as ten or more. Divide assignments between team members. Trust them to complete their tasks. Specific jobs may be divided but one person should direct the moving parts before the party.



## Purchase Supplies

Stay within the party budget. Keep expense records. Use the church tax exemption number. Accept donations.

## Practice A Positive Approach

Maintain a light and happy atmosphere. If your attitude is right, the rest of your team will catch the spirit. After all, this is a party!

### Pray!

Pray for the party, the team and the guests. Pray as a team. Take each detail before the Lord and then-Relax!

### Set Up

Reserve adequate time to set up tables, decorations, props and food. Plan church set up appropriately. Sometimes room arrangements take place a day before the party.

### Say Thank You

The behind-the-scenes team is the core of this party. Take time to write thank you notes, call and give small thank you gifts. Recognize your team publically at the party.

### Clean Up

When the party is over, clean up begins. The party is not complete until the church is in order. Encourage the team to remove their props immediately. Stay to help with kitchen clean up.

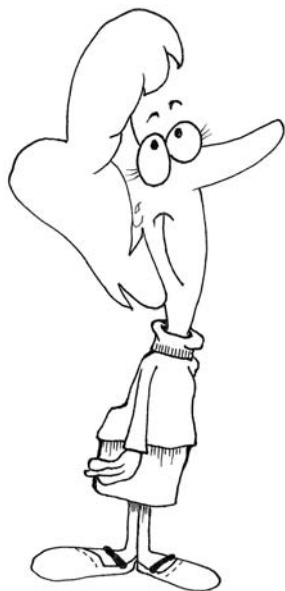
## Our Plan:





# A Holly Jolly Guest Speaker

*“I’m here for the fun!”*



## Invite A Speaker

Invite a guest to share inspirational thoughts. When scheduling a speaker, reduce or eliminate program segments this party plan includes involving the party guests themselves. The speaker concludes the festivities.

## The Perfect Person

A good speaker makes a faith connection with the group. Choose the speaker from a list of possibilities suggested by friends, relatives, pastor, other churches, community groups or national organizations.

## Consider The Cost

Ask the speaker if there is a set fee. If not, give a generous monetary gift including traveling costs. Think about the time invested in preparation, travel and presentation.

## Specific Instructions

Send a letter, make a telephone call and stay in contact through the internet. Include highway directions, arrival time, group size, time limit, lodging information and specific personal details.

*Tell the guest speaker the party theme. Include details of what you would like the talk to include. Make contact periodically until the speaker travels to the event.*



## Care and Feeding

It is disquieting for a guest to enter a room of strangers, speak about personal and spiritual issues and leave still feeling as if everyone is a stranger.

*Assign a pre-arranged "friend" host to handle introductions, sit with and converse with the guest speaker at dinner to give the speaker a sense of belonging.*

Include expenses from the time the speaker leaves home. If more meals are required, host or pay accordingly.

## After The Party

Pay promptly. Stay with the guest speaker until the end. Thank that person from your heart and follow up with a handwritten thank you note!

**Our Plan:**

PREVIEW PROGRAM ONLY  
NOT FOR USE  
PLEASE PURCHASE



## Publicity!

*“It can’t hurt!”*

*~ PR Agent*

*Let’s face it, you need enthusiastic guests. Do your best to convince people that this party will be a unique experience in fine dining and entertainment. They must not miss it! Go the extra mile to publicize. Dare we say it? “Go crazy!”*



### God Is In The Details

Invitations, posters, registration forms, programs, handouts and centerpieces should relate to your theme. Use the same colors, scripture, picture or logo on every piece of publicity.

### Invite Everyone!

**Send Invitations.** If this is a community wide event, place posters in local restaurants, business offices. Insert invitations in the Sunday morning worship folder and in the monthly church newsletter.

**Fun Tip:** *One of the best places to put posters is in the church Rest Rooms. If a local business hesitates to put yet another community event poster in their window, suggest their rest room as a great “out of the way” place!*

**Add Some Fun!** *Ask guests to wear their ‘ugly Christmas sweaters’ or some other Christmas clothing. It’s okay if they don’t, but those who join in the fun add a spark of laughter to the party!*



## Create Buzz!

Involve lots of people in the planning stages. They don't have to be on the team but delegate tasks or small parts. Ask as many people as possible to participate in the formal program.

Everyone who is involved will attend and will be more likely to talk about the event and invite others. Many hands make light work. Cut stress with more help.

## Even More Fun!

Let guests know if prizes will be awarded for various games. 'Gossip' about program and food to create excitement. Enjoy the company of friends.

## Be Creative!

When the party is close to Christmas, advertise the event to families that the cost is a great gift they can give to people they love. Find creative ways to make your party a "gift" to everyone who wants to attend.

## Our Plan:

PREVIEW PROGRAM ONLY  
NOT FOR USE  
PLEASE PURCHASE



## Decorate!

P.S. Make It Beautiful!

*“Finally... Whatever is... lovely  
~think about such things.”*

Philippians 4:8



### Choose The Best and Leave The Rest!

Discuss decoration at the beginning of the planning process. Guests should immediately see and feel the party theme. We offer many suggestions to get you started. Trust your own creativity and make your party amazing! Choose the best of our ideas and leave the rest for another day.

### How Complicated Can This Be?

Give artistic, visually creative people the responsibility to turn the party room into a work of art. If no one comes forward, decorate simply at each table. You cannot go wrong! Make it fun!

### What Should Be Decorated?

Decorate tables with centerpieces and color coordinated related items. Consider decorating the welcome table, entry door, stage area and each corner.

### Tasteful Elegance

Remember: Less is more. Do not clutter with an overabundance of 'stuff'. Choose a few unique accessories to make the table and room come to life.



## Decorate

Everything in the room, from table decorations to staging displays, features the Christmas theme. Individual local events will look different depending upon items available.

*The best fun is when guests arrive and the Christmas theme comes to life with table elegance, games, fun programming, prizes and music! Allow guests to view the table decorations before they are seated.*

## Simplicity

Keep it simple. The task will be easier and the result will be a delight to the eye. Become familiar with the available space and set up accordingly. Use color, sparkle and light to its' best advantage.

## Table Ideas

**NATIVITY:** Add a Bethlehem touch. Collect as many nativity collection pieces as possible. Place one or two pieces near the centerpiece of each table. If antique versions are available, use them. Make different nativity collections look alike by adding a small amount of the same garland or tinsel or twine to each setting. Consider nativity options based on available items.

**COLOR:** Choose coordinating colors for a basic foundation. Use one feature Christmas color and add white as the foundation.

*Example: White table coverings, red decorations. White table coverings, dark green decorations. Burgundy and dark green give an elegant feel to a room.*

Think about adding gold or silver touches. Print programs in the same color. Add sparkle with candles, crystal glasses and color coordinated napkins.



**BEAUTIFUL TOUCHES:** Add small personal touches that catch the eye. It could be antique crystal candlesticks with bows, old toys, figurines, old eyeglasses, books or live flowers.

**MORE FUN IDEAS:** Add one artificial poinsettia on top of the napkin setting. For a touch of whimsy, wrap a holiday ribbon around the napkin.

**FORGET THE CLUTTER:** Use items sparingly. Don't try to do it all on each table!

## Table Centerpiece Ideas

**Simple Gift 'Wow':** Design each table to look like a wrapped gift. Choose a basic white table covering. Add wide red ribbon by crisscrossing it across the table and let it hang off each side. Make a huge red bow and place it in the center as the featured piece. Accessorize as desired with small wrapped gifts in red and white for each guest, red place mats and red napkins. Tuck candy canes in a ribbon in each napkin. Add a candle and sprinkle or spray glitter on the bow.

**Country Christmas:** Fill each table with old fashioned decorations. Use anything from antique hurricane lamps to old toys. Add burlap bows and cranberry garland. Anything that says 'country' works great. Consider a dark green table covering with place mats in coordinating colors. Wrap each napkin in twine and tuck in a holly leaf.

**Contemporary Stunner:** Arrange three tall glass vases in the middle of each table. Add one poinsettia or another Christmas flower to each vase. Consider white table coverings and silver accessories. Place one piece of a nativity set near the vases. Accessorize with white or silver ribbon and white or silver napkins.



**Elegant Home:** Start with red or green table coverings. Add red plaid wide ribbon across each table. Add a variety of homey candles, decorations and flowers just like any home displays during the holidays. This is the perfect opportunity to borrow lovely items from folks in the group.

**Dessert Tower:** The centerpiece of each table can become Christmas dessert! Bake round layer cakes and decorate them. The cakes should serve the number of people at each table.


### Our Plan:

PREVIEW PROGRAM ONLY  
NOT FOR USE  
PLEASE PURCHASE





## Party Room



*“Be seated. The party has just begun.”*

The tables are the featured ‘stars’ of the party.  
Add accessories as available.

### Program Props

**Segment items:** If individual props are needed, set them up for the after dinner program. See the program instructions for prop information. Sometimes nothing is needed. Choose a simple idea from our suggestions or design your own stage background.

**Christmas Tree With Gifts:** Place one lighted Christmas tree on stage. Place wrapped gifts under and around the tree. No ornaments needed, just lights.

**Large Gift:** Wrap a large appliance box and place a large bow on the front. Spotlight the gift center stage.

**Nativity Scene:** Make a simple Bethlehem scene on stage. Wrap a manger with wrapped gift boxes. Spotlight the manger from the floor.

### Photo Booth

Want some laughter filled entertainment? Collect interesting hats, long necklaces, gloves, scarves, ties, coats, etc. Decorate a simple background and provide chairs or a bench in the scene. Gather anything crazy and fun to wear.

**Photographer:** Ask one person to take digital pictures. Guests may take pictures with their own cameras and cell phones. Guests have their pictures taken alone or in groupings of their choice. They can add items they want to wear or wear their own clothing. Make photos available as desired.

*Then...LISTEN TO THE LAUGHTER AND WATCH THE SMILES!!! So Fun!*



## Art Supplies, Decorations, Small Gifts

*Shop craft and party stores, discount stores and rummage shops. Make table decorations, programs and table gifts. Check the internet for affordable, interesting items.*

**Creative Table Favor and Dessert:** Make Christmas cookies and display them at each place setting by half wrapping them with cookie peeking out the top.

*Take home gifts are always  
a popular 'oo-ahh' factor  
for any banquet!*

**Door Prizes:** Ask businesses and restaurants to donate gifts or gift cards. Buy dollar items like picture frames, note holders, lamps, cosmetic bags, pill organizers, key chains, plants, candles and costume jewelry to give away. Don't forget to provide fun gifts for children...stuffed animals, coloring books or building blocks are popular.

**Gifts In A Jar:** Mason Jars.. Fill them with ANYTHING! (Examples: journal and pen, brownie ingredients (salt, baking powder, flour, cocoa, chocolate chips, walnuts), sewing kit, cookie cutters, cookies, Hershey kisses, crayons, blocks, figurines!)

*Put everyone's party ticket in a large bowl and draw their names at random. They choose a gift or the gifts can be numbered and given away in order of the drawing.*

### Our Plan:



## Catalog Stuff

Check out Oriental Trading Company. They offer a wide variety of wonderful gifts, decorations and supplies! [www.orientaltrading.com](http://www.orientaltrading.com)

Gifts and accessories also available at [www.currentcatalog.com](http://www.currentcatalog.com)

Check out fun decorations at [www.shindigz.com](http://www.shindigz.com)

Don't forget deals on [www.ebay.com](http://www.ebay.com) and [www.amazon.com](http://www.amazon.com)

### Our Plan:

PREVIEW PROGRAM ONLY  
NOT FOR USE  
PLEASE PURCHASE



*The excellence  
of a gift lies  
in its' appropriateness  
rather than in its' value.*



And So We Begin....

## A Holly Jolly Christmas Party ...It's A Gift!

*Jesus! The Ultimate Gift!*



### Consider Crowd Psychology

Everyone enjoys an event where people are talking and laughing, light and temperature are controlled, music sets the mood, strangers are new friends and tables are inviting. No one enjoys going to a party where people remain strangers, little conversation occurs and a subdued mood becomes awkward.

### When The First Person Arrives, The Party Has Begun

Greet guests cordially, give name tags and direct them to the party area. Encourage guests to browse the table decorations as the crowd gather. Help them choose a seat or find their assigned table. Point out rest rooms and conveniences. Keep guests out of the kitchen!!!

### Getting Together

Help the guests "sense the whole". Enthusiastic group singing encourages togetherness. Christmas music is familiar and comforting. Play a few table games as ice breakers.



## Get Acquainted

Put people at ease with generous hospitality and smiles. Get acquainted with simple table activities. Place conversation starters under a few plates. Scatter pens or pencils and place paper puzzles or short games in obvious places so guests can work together to win a table prize.

## Small Groups

Place guests in small groups and offer opportunities to make more intimate contact with others. Devise an activity that could be done in pairs or teams of four.

## Alternate The Pace

Activities may be interactive or quiet. Create activities requiring a mental challenge with pencil and paper, group skits and some activities for the whole group.

## Build Toward A Conclusion

Complete exciting activities just before dinner. Continue the fun after the meal. Add Christmas spiritual thoughts near the end.

## Close With A Group Activity

End the event with a whole group activity. It could be singing or an inspirational spiritual closing. Consider a serious skit or talk, songs,



Christmas Carols, sharing and a benediction featuring a fellowship prayer circle.

## Clean Up

Leave the church cleaner than you found it. Often those enjoying the fun are asked to help clean up. That can be fun and don't forget, "Many hands make light work".

*Keep the music playing through clean up.  
Take a moment to sing and dance with other helpers.*

### Our Plan:

PREVIEW PROGRAM ONLY  
NOT FOR USE  
PLEASE PURCHASE



*"Nobody's last words were  
'I had too much fun'."  
... Evelyn Beilenson*



## A Holly Jolly Christmas Welcome!



*“He who is of a merry heart has a continual feast.”*

*Proverbs 15:15b*

*Serve a delicious chilled Christmas punch while guests gather, coats are removed and table seating is confirmed.*

**Make this a delightful formal holiday treat by serving the cold beverage in crystal punch bowls with crystal cups. Consider serving mini appetizers on holiday plates. Add Christmas napkins. Serve with a few color coordinated Christmas ornaments grouped on the table.**

Play soft background Christmas music. Encourage guests to enter the party area where they move from table to table and enjoy the decorations and staged displays.

### Easy-Peasy Sparkling Cranberry Punch

*2 quarts cranberry juice cocktail  
1 (6 oz.) Can frozen pink lemonade, thawed  
1 quart sparkling water*

In a large punch bowl, combine the cranberry juice cocktail and pink lemonade concentrate. Stir in the sparkling water and serve!

Adjust amounts of ingredients for number of servings.

### Delish' Appetizers

Choose appetizers that fit your group.

Because guests may be standing while juggling food, prepare finger foods.

Use one of our suggestions or create your own Christmas appetizer.





*Fresh Fruit 'Cupcake'*

Choose a variety of fresh fruits cut into small portions and placed in a doubled cupcake liner. The best fruit is picked up with fingers for easy eating. Include a mixture of apple slice, cherry, diced cantaloupe, mini pineapple slice, banana, strawberries, blueberries.

**Yummy Fruit Dip:** 8 oz. Whipped Topping, 3 oz. Cream cheese, 7 oz. Marshmallow creme. Spoon into bottom of liner and fill with fruit.

*Nuts And Bolts Christmas Party Mix*

2 C. Corn Chex      2 C. Rice Chex      2 C. Cheerios  
2 C. Thin pretzels      2 C. Blanched peanuts  
3 T. Salad oil      10 T. Butter      4 T. Worcestershire Sauce  
½ t. seasoned salt      ½ t. garlic powder

**Oven:** 225 degrees In baking dish, mix cereals, pretzels, peanuts together; set aside. On medium heat blend oil, butter, sauce, salt, garlic until butter is melted and spices are blended in. Pour seasoning mixture over cereal mixture and stir until completely coated with seasoning.

Bake 1 ½ hours, stirring every 20 minutes to make sure it does not burn. Remove from oven and cool completely before storing in an airtight container. Fill doubled cupcake liners with individual portions of the Party Mix before guests arrive.

*Crunchy Veggie Treat*

Cut mini celery, cucumber slices, broccoli, cauliflower, asparagus, dilly beans and carrot sticks that fit into doubled cupcake liners. Spoon Ranch Dip into the liners before placing veggies on top. Choose veggies that can be cut into small pieces for easy dipping.

*Ham and Turkey Roll Ups*

Roll deli ham and turkey and place upright in ranch dip with parsley or celery tops for garnish.

*Shrimp*

Spoon cocktail sauce into liner and place one shrimp on top. Option: For children, consider one chicken nugget on top of ketchup.

*Fish Sticks*

Tartar sauce and one fish stick cut in half with carrot stick and mini dill pickle slice.





*Southwestern Christmas Fun*

Fill cup with refried beans, shredded lettuce, diced tomatoes and top with sour cream. No spoon, just dip with the taco chips.

*Party Pretzel Fun*

Mini pretzels with mustard sauce.

*Boneless Wings*

Spoon a little bit of BBQ Sauce into liner and top with one or two boneless chicken wings.

*Christmas Chili Cups*

Spoon Chili into small plastic cups and top with two Ritz Crackers. Sour cream on top.

*Mini Ham Sandwiches*

Cut small dinner rolls into two sandwich pieces. Fill with ham, swiss cheese and mayonaisse, mustard or leave plain. Add top of roll and place ½ cherry tomato speared with toothpick. Arrange on silver trays with Christmas napkin added to the base.

*Pigs In A Blanket*

Cut hot dogs in small pieces. Roll in Pillsbury crescent rolls. Bake until browned. Serve with mustard and ketchup.

**Our Plan:**



## A Christmas Feast!

### *Christmas Cooking Is Love Made Visible.*

**Kitch-en (kich-uhn)-noun:** a gathering place for friends and family; A place where memories are homemade and seasoned with love.



*“It doesn’t matter if you win or lose.*

*It’s how you bake the cake.”*

~ A Wise Woman

Choose food you know your group enjoys and will remember fondly! We make specific suggestions but you know your group best.

**Plan accordingly.**

Assign a kitchen team to prepare the meal. Decide how this will be accomplished early in the party planning process. Choose a crew to cook and clean up, hire a caterer or host a covered dish meal or dessert gala.

Ask a local Boy Scout troop to help serve the meal. They often look for community projects.

### What Should We Eat?

Here are a few menu options to get you started. Consider the cost, the theme, the effort involved to make the food and the tastes of the group.

Create a separate menu for children under age 12.

Communicate the child friendly choices when guests are making their reservations.



**Chicken**

Cream of Broccoli Soup  
Baked Stuffed Chicken Breast  
Mashed Potatoes  
Vegetable of Choice    Cornbread Muffins/Butter  
Tossed Salad/Dressing  
Dessert

**Pork**

Won Ton Soup  
Roast Pork or Stuffed Pork Chops  
Rice Pilaf  
Vegetable of Choice Muffins/Butter  
Tossed Salad/Dressing  
Dessert

**Beef**

Vegetable Soup w/Shredded Cheese  
Swiss Steak and Mushroom Gravy  
Hot Buttered Noodles  
Vegetable of Choice    Cornbread Muffins/Butter  
Tossed Salad/Dressing  
Dessert

**Fish**

French Onion Soup  
Light White Fish: Haddock and Tartar Sauce  
Baked Potato With Sour Cream and Butter  
Vegetable of Choice    Dinner Rolls/Butter  
Tossed Salad/Dressing  
Dessert

PREVIEW PROGRAM ONLY  
NOT FOR USE  
PLEASE PURCHASE



## Dessert Fun!

There are lots of amazing Christmas dessert choices. Choose one special dessert or consider a variety of choices offered by servers from trays at each table. Guests choose their favorite.

Christmas Cake

Cupcakes

Christmas Cookie Tray

Cheesecake

Angel Food Cake and Strawberries

Whoopie Pies (Gobs)

Pumpkin Pie

Apple Pie

Pecan Pie

Cherry Pie

Ice Cream Sundaes

Ice Cream (on the side of any dessert choice)

*Option: If some guests have special dietary needs, choose simple dessert choices for them.*

### Our Plan:



## Children's Menu Choices

Sometimes children do not enjoy the delicious foods adults anticipate eating. Consider a Children's Dinner Menu at a lesser cost.

### Children's Menu #1

Chicken Nuggets W/Ketchup  
Jello Cubes      French Fries  
Cold Drink      Dessert

### Children's Menu #2

Hamburger on Toasted Bun W/Ketchup and Pickle  
Macaroni and Cheese      Celery Sticks  
Apple Slices      Cold Drink      Dessert

### Children's Menu #3

Hot Dog on Bun - Choice of Toppings  
Tater Tots      Fruit Cup  
Cold Drink      Dessert



*A person's a person,  
no matter how small.*

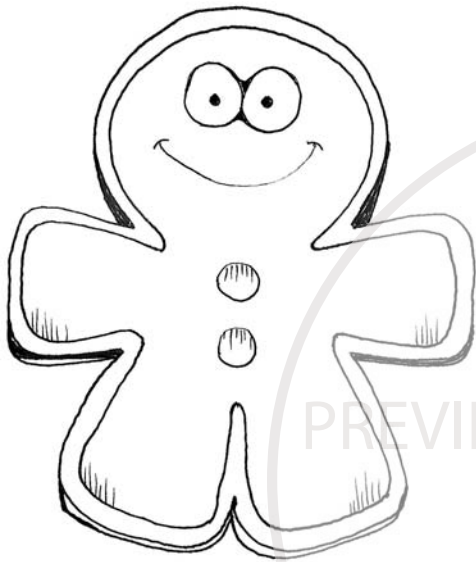
*~ Dr. Seuss*



## 'Holly Jolly Christmas Party' Ideas!

*A party comes in many forms.  
Think about all these wonderful Christmas plan options!*

### Christmas Brunch Buffet



If your Christmas gathering is a brunch, make simple foods. Consider Egg and Ham with Cheese casseroles, fresh fruit cups and French Toast and sausage with syrup.

### Christmas Dessert Delights Party

If organizing an elegant after dinner evening, consider a variety of Christmas desserts. Casual Pie and Coffee is popular. From chocolate to a Christmas Cookie Party, whatever your group dreams up will be a 'sweet' event your group will not forget.

### Mug and Muffin

An afternoon gathering for tea and coffee and delicious muffins is always popular. Consider making several delicious muffin recipes and offering creative topping to try: Honey, real butter, peanut butter, cream cheese, jams and jellies and more! Add Christmas cupcakes for dessert. For special fun: Ask each guest to bring their favorite Christmas mug. Let them tell their mug story during the program!

### Christmas Sandwiches/Sweet Bread Luncheon

Serve large trays of a variety of sandwiches on a buffet table. Add several kinds of sweet breads (pumpkin, banana, date, nut) and toppings.





## Cakes Galore!

*Cakes are the glorious Christmas dessert of choice.*

**So many choices!  
So many options!**

1. Bake a variety of cakes . They become Christmas cakes because of the frosting and decoration. Be 'holiday creative'. Listen to the compliments.
2. Choose one or two flavors and coordinate the frosting with the color theme of the party.
3. Frost all cakes identically and top with fresh poinsettia blossoms and sprinkles.
4. Decide whether the cakes will be homemade or provided by a local bakery with that professional touch of frosting and decoration.

### Healthy Christmas Dessert Options

Provide simple angel food cake topped with strawberries. Consider a small dish of fresh fruit for those who may need another choice. Find out before the party if this option is necessary. Sometimes guests with special needs will just say 'no thank you'.

Consider a few choices like spice, carrot or a gourmet recipe found online at one of the many dessert web sites.

### Our Plan:



Christmas Music...

## Holly Jolly Melodies!

*Sing unto the Lord a new song!"*

Psalm 147:1



*The Best Way to Spread Christmas Cheer  
Is Singing Loud For All To Hear!*

Play pre recorded background Christmas music as guests arrive and during the meal. Non vocals are best when mixed with party conversation. Christian Christmas music is readily available and can be used.

*If your community has amateur/professional musicians willing to perform, ask them to be part of the Christmas festivities. Think about asking a violinist, guitarist, harpist, pianist or ensemble to perform as guests arrive and as they enjoy dinner.*

**Sing a few fun secular Christmas songs  
and familiar Christian Christmas Carols after dinner.**

**Ask a pianist to accompany the group.**

**Choose familiar songs.**

Songs can be sung from memory. If choosing songs guests may not know all the lyrics to, print the words in the party program.

The goal is to have fun and surround the guests, young and old, with Christmas festivity.

**Option:** Reserve a special time for carols. Ask a small group to dress as Carolers and stroll the tables, singing familiar tunes.

## Our Plan:





## A Holly Jolly Christmas

Written By: Johnny Marks (1960)

*This song has become one of the Top 25 most performed holiday songs for the first five years of the 21<sup>st</sup> century.*



Have a holly, jolly Christmas;  
It's the best time of the year  
I don't know if there'll be snow  
but have a cup of cheer.

Have a holly, jolly Christmas;  
And when you walk down the street  
Say Hello to friends you know  
and everyone you meet.

PREVIEW PROGRAM ONLY  
NOT FOR USE  
PLEASE PURCHASE

Oh ho,  
the mistletoe  
Hung where you can see;  
Somebody waits for you;  
Kiss her once for me.

Have a holly, jolly Christmas  
and in case you didn't hear  
Oh, by golly,  
have a holly, jolly Christmas this year!

*Purchase piano sheet music at: [www.musicnotes.com](http://www.musicnotes.com)  
There are several versions available to fit any musician skill level!*



## Make A Christmas Memory

# Keepsake Program

*There are many gifts under the Christmas tree.  
The best one is the gift of your friendship.  
~ Thanks friend ~*



*Prepare a "take home" keepsake  
in the form of a printed program.  
While not necessary, it is a nice party addition.*

## Cover

Use card stock. Make copies on the church printer/copier. Artwork may consist of a simple Christmas graphic and the party name.

## Trim

Add an interesting real item to the cover. Consider a colorful Christmas bow or ribbon, colorful Christmas sticker or wrapping paper folded to resemble a gift and attached with glue or tape.

## Printed Information

Include the menu, committee members, kitchen crew and servers. Add song lyrics, artistic touches, poetry, Bible verse and the title of each program segment.

## Be Creative!

This is an opportunity to create a lovely keepsake to be treasured in scrapbooks and memory folders for many years. Take time to design a printed piece worthy of the occasion.



Welcome The Guests

## A Holly Jolly Christmas Party

*“Don’t get your tinsel in a tangle!”*



Seat guests informally at prearranged table.  
Family and friends sit together.

Encourage guests to get to know  
one another by playing table games.  
Guests may team up to answer the questions.

Furnish small prizes for each successful group.  
Prizes may be Hershey Kisses,  
Mini candy bars or other tiny treat.

Give the prizes to the guests as they win.  
**Secret:** Let EVERYONE win at least once!

**Use games we suggest  
or find games you enjoy.  
Copy as many as desired on paper.**




## Holly Jolly Guessing Game!

*The following words are alternate titles for several well known Christmas songs. Fill in the proper title in the space provided.*

*Have fun!*



1. Quadruped with Crimson Proboscis.
2. Eight P.M. to Six A.M. Without Noise
3. Minuscule Hamlet in the Near East
4. Ancient Benevolent Despot
5. Exuberance Directed to the Planet
6. Listen, Aerial Spirits Announcing
7. Trio of Monarchs
8. Yonder in the Hay Rack
9. Cherubim Audited from Aloft
10. Assemble, Everyone who Believes
11. Hallowed Post Meridian
12. Fantasia of a Colorless December 25
13. A Dozen Twenty-four Hour Yule Periods
14. Befell During the Transparent Bewitching Hour
15. Homo Sapien of Crystallized Vapor
16. Desire a Pair of Incisors on December 25
17. I Spied My Maternal Parent Osculating Jolly Elf
18. Perambulating Through A December Solstice Fantasy
19. Adorn the Vestibule
20. Tin tintinnabulums




**Answers:** A Holly Jolly Guessing Game

1. Rudolph The Red Nosed Reindeer
2. Silent Night
3. Oh Little Town of Bethlehem
4. Good King Wenceslas
5. Joy To The World
6. Hark the Herald Angels Sing
7. We Three Kings
8. Away In A Manger
9. Angels We Have Heard On High
10. Oh Come All Ye Faithful
11. Oh Holy Night
12. I'm Dreaming of a White Christmas
13. The Twelve Days of Christmas
14. It Came Upon A Midnight Clear
15. Frosty the Snowman
16. All I Want for Christmas Is My Two Front Teeth
17. I Saw Mommy Kissing Santa Claus
18. Walking in a Winter Wonderland
19. Deck the Halls
20. Silver Bells

*(Prepare several small prizes for winners of the game.)*

**Twelve Days of Christmas**

Group everyone into 12 teams, it can be random or have people count off from 1-12 or divide by tables. Give each team one verse of the Twelve Days of Christmas. Each team is responsible for singing one verse of the song. As you know, the song repeats itself with a new verse added each time. The best part of all is that as the teams sing their verse, they are to act out the verse with motions they plan to do. This is really, really funny to watch!



## The Left Right Game ~ The Nativity Story

*This is a RIGHT-LEFT GAME. Provide one wrapped gift for each table of guests. Pass the gift to the RIGHT when you hear the word RIGHT and to the LEFT when you hear the word LEFT. When the story is over, the gift belongs to whoever is holding it.*

In those days, Caesar Augustus decided to count everyone **LEFT** living in the whole Roman world. Joseph **LEFT**, taking Mary with him **RIGHT** to his town of Bethlehem to register.

When they arrived, there were no rooms **LEFT**. All of the inns in Bethlehem were **RIGHT** full. There was just nowhere **LEFT** for them to stay. Finally, someone offered to let them stay **RIGHT** in their stable.

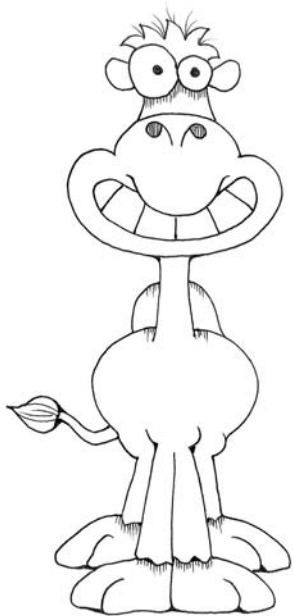
Mary was pregnant and while in Bethlehem the **RIGHT** time came for her to give birth. She gave birth to a boy **RIGHT** there. **RIGHT** there in a Bethlehem stable, the Savior of the world was born. Mary wrapped him with **LEFT** over strips of cloth and laid him **RIGHT** in a manger.

Some shepherds who lived **RIGHT** near Bethlehem, were out at night **RIGHT** in their fields watching over their sheep. **RIGHT** then, they saw a bright light. The light was so bright that they had to close their eyes. There were **LEFT** with an amazing feeling. When they opened them again, a beautiful angel was standing **RIGHT** in the sky, **RIGHT** above them with his arms **LEFT** opened wide. The shepherds looked **RIGHT** at each other and were **LEFT** feeling very afraid.

Then the angel spoke **RIGHT** to them. "Do not be afraid. I'm **RIGHT** here to bring you the good news **LEFT** for all people. Today, **RIGHT** in Bethlehem, a baby has been born. He is the **RIGHT** one, the one that will save the world. You will know the **RIGHT** baby because He will be **LEFT** wrapped in cloths, and lying **RIGHT** in a manger.

**RIGHT** then, a large group of angels appeared **RIGHT** there and they said, "Glory to God and peace to all people **LEFT** on the earth."

The shepherds were **LEFT** amazed and excited. They had to go **RIGHT** away to see this baby the angels were talking about.



They **LEFT** as fast as they could, and soon found Mary, Joseph and Baby Jesus **RIGHT** where the angels said they would be. The shepherds fell **RIGHT** to their knees when they saw Jesus and were **LEFT** filled with joy that they had found the Savior. They stayed for a short time and then **LEFT**. As soon as they **LEFT**, they began shouting **RIGHT** in the streets and telling everyone **LEFT** in town about what they had seen.

**RIGHT** after Jesus was born, wise men traveling **RIGHT** on their camels noticed a very strange star **RIGHT** in the sky. They knew that the **RIGHT** One who would save the world had been born.

**RIGHT** away King Herod got very worried. He assembled all of the important people **LEFT** in the area and asked them where this baby had been born. The people replied, "**RIGHT** in Bethlehem."

**RIGHT** then, King Herod called the wise men to meet with him **RIGHT** away. He asked them to go and find the child **RIGHT** away. "**RIGHT** as soon as you find Him" he said, "Tell me, so that I can go to Him **RIGHT** away and worship Him."

After the wise men spoke to the king, they **LEFT** to find the baby. They didn't know **RIGHT** where He was, but followed the star **LEFT** in the East until it hung **RIGHT** over the place where Jesus was. When they found Jesus, and they bowed **RIGHT** down and worshiped Him.

**RIGHT** after that, they opened the gifts they had brought Jesus...gold, frankincense and myrrh. Then they **LEFT** to find a place to sleep for the night.

That night the wise men all had the same dream **RIGHT** as they were sleeping. They were not to go **RIGHT** back and tell King Herod where they had found Jesus. King Herod wanted to kill Jesus because he was jealous of Him. So, the wise men **LEFT** for home another way so that Herod would not know the **RIGHT** direction they had come from. They also decided **RIGHT** then that they would not tell King Herod anything about what they had seen.





When the wise men **LEFT**, an angel appeared to Joseph in a dream and said, "Arise, take Jesus and Mary and run **RIGHT** to Egypt. Joseph got up **RIGHT** away and woke up Mary. She quickly picked Jesus **RIGHT** up and they **LEFT** in the middle of the night for Egypt where they would be safe.

**RIGHT** after King Herod died, an angel appeared again **RIGHT** away to Joseph and told him to go **RIGHT** to a place called Nazareth. Joseph and Mary and Jesus **LEFT RIGHT** away! And that is **RIGHT** where Jesus grew up.

## Christmas Tray Game

Place a variety of Christmas items on a large tray. Cover the tray with a towel. Carry it to each table where the guests view the items for one minute. Cover the tray and move on. Their task is to write down as many of the items as possible in a numbered list. This can be accomplished as a table team or individually. Give a small prize to each winner.

## Mystery Stocking

Fill a stocking or sock with a collection of mystery items. Pass the stocking around the group, letting each guest guess what is inside. They may shake the stocking, smell it or simply feel the shape of what is inside. Hint: Fill the stocking with simple items. Crayons, toy car, small stuffed animal, ball, pack of cards, spice jar, safety pin, flashlight. Choose anything at hand that fits inside the stocking.

## Our Plan:





# A Holly Jolly Christmas Party

PREVIEW PROGRAM ONLY  
NOT FOR USE  
PLEASE PURCHASE



**Thanks Be To God For His  
Unspeakable GIFT!**

**Open Before Christmas!**



## Tips For A Great Christmas Program!

*Program segments may be used any way desired.  
Ask folks of all ages to participate.      **No Memorization.**  
Eliminate segments you cannot use!*



Make as many printed copies as needed  
from the Master Copy.

Do not give the program to any church or group  
without permission from CLOSE ENCOUNTERS MINISTRIES.

If a guest speaker has been invited,  
consider using a few of these Christmas segments  
instead of all of them.  
Consider time limitations.

Encourage individual speakers to communicate clearly.  
Provide microphones.

No rehearsal is necessary.  
The participants follow directions in their segment.  
The Christmas program comes together on the spot.

Confirm involvement with each person  
before the party to be sure each one is going to attend.

Adapt the material as desired.  
Add material of your choice as available.  
Enjoy the humor and inspiration of each segment!



## Put On Your Thinking Cap!

*Just for fun add some unique Christmas activities that will make your party unique. Think of fun people who will enjoy putting together one or two options. Here are a few ideas!*

### Ugly Sweater Contest

Give prizes for the most unusual sweater, prettiest, creative, ugly, fashionable, color coordinated, expensive, cheapest, etc.

### Christmas Fashion Parade

Choose a few guests who are dressed for the holidays, to participate in a parade while Christmas music is played.

### Make A Christmas Ornament

Supply a table filled with supplies to make simple ornaments. Guests may make their own take home gift.

### Christmas Photographs

Set up a scene in one corner where families and friends can gather to take pictures. Provide silly hats, boas, ties, glasses and other items. Assign a photographer but individuals can take pictures too!

## Our Plan:



## Party At A Glance

A Warm Welcome: Hor d'oeuvres and Christmas Punch  
Background Music and Games

Pre Dinner Introduction ~ A Holly Jolly Christmas Welcome

### A Holly Jolly Meal!

*Mmm, Delicious!*

After Dinner Introduction ~ Holly Jolly Wishes

Kids ... It's Not YOUR Birthday!  
Heavenly Guests ... Which Way To Heaven?

*Music*

The Old Shepherd ... Flocks Of Love  
Moms Are People Too ... A Mom's Dream  
Game Intermission ... Crazy Christmas!

*Music*

Wise Men Still Seek Him ... Three Cheap Wise Guys  
Just A Kid At Heart ... Christmas Is Coming...Again!

...  
*Music: A Christmas Carol Sing*

Conclusion ~ Light A Candle



Pre Party Meal Introduction ~

## A Holly Jolly Christmas Welcome!

Welcome! We have kept you waiting long enough! It's time to take you to 'A Holly Jolly Christmas'! Sit back in the middle of your holiday preparations and let us treat you to laughter, delicious food and, in the end, a grand celebration of Jesus' Birthday.



It's that time of year again when friends and family think about Christmases of the past and plan for the coming Christmas with loved ones in mind.

Christmas is not just any holiday, it is the most important celebration of the year for some people. It is a time for remembering, a time to share your heart with others, and a time for expressing with words and gifts what someone means to you. Christmas is a time to make wishes come true and to give from your heart.

Let us help you express love and caring to your dear ones. Take the time to make Christmas come alive for everyone on your list.

Think about the 'down through the ages', 'wrapped up with a bow', Christmas attitude:

*"For God so loved the world that He GAVE His only begotten Son,  
that whosoever believes in Him shall not perish  
but have everlasting life."* John 3:16

So, here we are! Welcome! We have planned a wonderful, Holly Jolly Christmas event and want you to join in with complete abandon! Enjoy your meal. It is time to get your 'Christmas' on!

**Prayer For the Meal**  
**Eat, Celebrate and Make Merry!**




After Dinner Introduction ~

## Holly Jolly Sweet Wishes

*One person may present this segment  
or it can be divided between two people.*

**Option:** Make 9 posterboard candy canes. Attach hand printed tags with each wish attached. Display them in a crystal vase for the remainder of the program.

**OR:** Ask two children to hand 9 real candy canes to random people in the audience. Tie large bows around each candy. The perfect welcome gift!



It is time to show you a slightly different view of Christmas as seen through the eyes of those we love and a few people we have heard about since the first Christmas. Hang on! Enjoy the journey. You may never get this much Christmas fun again!

Let's discover a few sweet Christmas wishes before hilarity ensues. Everyone loves to fill their crystal candy dishes for the holidays. Chocolate kisses, candy cane peppermint, wrapped treats to delight the youngest child and the oldest grandparent. Let them remind us of these important wishes:

**Happiness:** May your life be filled with joy and happiness and may each new day bring you moments to cherish. May it begin today, in this season of joy.

**Love:** On this day, and throughout the new year, may your life be filled with an abundance of Love. God is love and you are loved.

**Fulfillment:** Merry Christmas and may you live a long and happy life filled with friendship. There is no more fulfilled person than one who is friends with God.

**Peace:** May Christmas bring you peace. As you walk through life may you be filled with contentment. "Let the peace of Christ rule in your hearts...and be thankful." (Colossians 3:15)



**Prosperity:** May this Christmas be filled with God's best in every way. Our Heavenly Father says, "Call upon me and I will answer you and tell you great and mighty things. (Jeremiah 33:3)

**Friendship:** I hope you know how much you friendship means to those who surround you. May we all enjoy many years together as friends.

**Giving:** May your heart be filled with the joy of giving. It is the best expression of God's love through your heart and the kindness in your soul. "Give and it will be given to you: good measure, pressed down, shaken together and running over...." (Luke 6:38) You can never out give God.

**Blessings:** May God's love shine upon you. May your life be filled with Christmas blessings this year and every year.

**Kindness:** Be aware that kindness is the one gift you give everyone around you at Christmas and every day of the year. When they see kindness in you, they see Jesus. "Be kind to one another, tenderhearted, forgiving one another, as God in Christ forgave you." (Ephesians 4:32)

"The good news of Christmas is worth celebrating for three reasons. It is personal: "I bring YOU." It is positive: "GOOD news of great joy." And it is universal: "for ALL the people." It doesn't matter who you are, what you've done, where you've been or where you're headed – this news is for you." (Rick Warren from "A Time For Celebration", 2008)

Now that we have spread a little sweetness around  
...LET THE SHOW BEGIN!!!



For The Kids ~

## It's Not YOUR Birthday!

*Two (or more) elementary aged children.*

**Props:** *One child carries one, two or a stack of Christmas catalogs and a large pen.*

Child #1: *(Carrying Christmas catalogs and a large pen)* I want this...and this...and this. See how this works? You just write your initials next to everything you want for Christmas and it's like magic...you get it! I LOVE CHRISTMAS!



Child #2: No way.

Child #1: Yes way. Try it yourself. Just put your initials next to the stuff you like. Then...under the Christmas tree...Christmas morning...stuff! Great stuff! Lots of stuff!

Child #2: At our house we call it a 'Wish List' but we only put four or five things on the list and then maybe...just maybe....there will be some surprises and a couple of our wishes under our Christmas tree.

Child #1: Well, all I can say is you are missing out on a bunch of 'loot'.

Child #2: I'm okay with that.

Child #1: No you're not. You love playing with my stuff when you come to my house.

Child #2: Sure! I love toys and games. What kid doesn't? But....there's one big difference.

Child #1: What difference? Wait a minute. I don't want to hear it. (Fingers in ears, singing....) La-la-la-la-la! I can't hear you!





Child #2: It's not YOUR Birthday!

Child #1: (*Singing....*) La-la-la-la-la! I still can't hear you!

Child #2: (*Fold arms*) I can wait. You need to hear this.

Child #1: (*Sigh*) Okay, what do I need to hear?

Child #2: It's not YOUR Birthday! You are aware that...CHRISTMAS-IS-NOT-YOUR-BIRTHDAY!

Child #1: I know that. It's Christmas. It's the time of year when I leave big hints around the house, try to be good and remind my folks of how good I am. If I do my job right, I will get everything I want from these catalogs. And THAT'S my formula for a 'Holly Jolly Christmas'.

Child #2: Where does Jesus fit into your formula?

Child #1: Jesus? Well, we put a nativity set up in the corner. He's there, right beside Rudolph and my mom's snow village collection.

Child #1: That's sad. It's Jesus' Birthday! Presents are great but give me a break and wait for your own birthday. Celebrate a 'Holly Jolly Christmas' by celebrating Jesus and all He did for us.

Child #2: I get it. I may have gone overboard. I'll try to do better. I will put the nativity set on the coffee table. I'll think about the manger in Bethlehem. I will celebrate the real 'Birthday Boy'. Can we have birthday cake?

Child #1: That's a start.

Child #2: (*Holding up catalog*) But....Can I pick just a few things out of the catalog?

Child #1: What part of "It's not YOUR birthday" didn't you get? (*Shakes head, turns friend to walk away.*)

**EXIT TOGETHER**



Heavenly Guests ~

## Which Way To Heaven?

*Two Christmas Angels: Dress in angel costumes*

*Narrator: One or more speakers to introduce and conclude*

*Props: Road Maps, Cell Phones*



**NARRATOR:** Lo and Behold are two bumbling angel buddies who somehow get lost (through EVERY fault of their own) and end up at Bethlehem's stable. Do you find that strange? One would think angels would be named Michael, Gabriel or Jim or Jane...anything but Lo and Behold. Getting lost? Impossible! Or, is it?

Who knows what went through the mind of Heavenly Father when He named them. Maybe He had an inkling that these two angels were going to become a challenge along the pathway of human history.

Are you in a Bethlehem 'State of Mind'? Ready or not, let's peek in on Lo and Behold to see if they can find their way Home...to Heaven!

*(Enter from opposite ends of the stage area. Looking up, down, all around. Look at maps, turn them around. Bump into each other.)*

Lo: I'm telling you for the last time, Behold, get out of my way.

Behold: If I lose you, I'll never get back to Heaven. Don't go so fast.

Lo: Where are we anyway?

Behold: We are exactly where we told the shepherds to go. I'm sure I got it right. Do you see any signs?

Lo: If you ask me for a 'sign' one more time, I'm gonna kick you. Just figure it out for yourself.

Behold: We flew from Heaven with the rest of the choir, right?

Lo: Right.



Behold: We stood next to God's angel while the glory of God blazed all around us, right?

Lo: Right.

Behold: The angel said, "Don't be afraid. There's big stuff happening for everybody." Right?

Lo: Loosely translated, Right.

Behold: Loosely translated! Stop kidding around. We are in real trouble here. You know the way back to Heaven, right?

Lo: Right.

Behold: Turn Right?

Lo: *(Shaking head)* Turn Left.

Behold: Left?

Lo: We GOT left...you know, left behind.

Behold: I cannot believe I got left behind with the likes of you, Lo. Do you ever use that brain for anything but a halo rack?


Lo: Let's not get personal, buddy. You weren't so great on that hill either. You could have followed the choir but, no-o, you had to take one more look at that lamb in the field. By then, everyone was gone and we were left behind.

Behold: I followed the directions on the Post-it note. "A Savior has just been born in David's town...This is what you're looking for: a baby wrapped in a blanket and lying in a manger."

Lo: Yep. David's Town. Baby. Manger. Blanket. We are here.

Behold: Be quiet. Don't blow our cover. If people find out we're angels, there's big trouble. No glowing. Promise me you won't glow.

Lo: No promises. I 'glow' when I'm happy, I 'glow' when I'm sad and mostly I 'glow' when I'm lost! And in case you hadn't noticed, I'M LOST!



Behold: Calm down and 'glow' on, friend. Look, it's Jesus in that manger. We have seen Him. I don't feel quite so lost. In fact, I see the path. Look, it's filled with starlight.

Lo: Let's go Home!

## EXIT TOGETHER

**NARRATOR:** Lo and Behold might have been a couple of bumbling, lost angels but deep inside they knew they would find their way Home. Heavenly Father would never let them be lost from His presence. Heaven has always been the Home of angels and Heaven is our home too.

Have you ever wondered, "What are we going to wish we had done one second after we arrive in God's Presence?" Maybe, just maybe, Christmas is the best time to think about it. Maybe a stable manger is the place to start.

One second after we arrive in God's Presence...what an interesting thought. Will Christmas be just a bunch of warm, fuzzy memories or will be bow before the Lord and say, "I knew it was true! I believed!"

Peter, the grown up friend of Jesus, thought about Jesus as the Gift of Life. He said, "The prophets who told us the birth of Jesus, the Messiah, was coming, asked a lot of questions about this Gift of Life that God was preparing. Do you realize how fortunate you are? Angels would have given anything to be in on this! (From I Peter 1:12 TM)

### Music: Everybody sings or present special music

*"Angels We Have Heard On High"*

*"Angels From the Realms of Glory"*

### Our Plan:



The Old Shepherd ~

## Flocks Of Love

### Conversation With A Sheep

*Shepherd: Dress as an older version  
Bethlehem Shepherd*

*Props: Display a large cardboard sheep.*



Shepherd: Come sheep, come sheep!  
(Make clicking, sshing sounds) That's it!  
Follow along the best you can. The hill is  
still steep. The path is still narrow but we  
can make it.

(Sit on Edge of Stage) Ahh, these old bones are aching today. It's a  
far cry from years gone by. I used to climb that hill as easily as a fresh  
lamb but that was, let's see, 33 years ago. Hard to believe it has been  
all that time since I've seen an angel. Not that I haven't been looking.  
If I saw an angel, I would follow it straight to Heaven this time.

I see that look in your sheep eyes. You don't believe me. You don't  
think I saw a real, true angel from Heaven. You think I made it up. I'm  
just a lowly Bethlehem shepherd...liar, thief, poor.

Every night when we are safe in the sheepfold, I still search the skies to  
see if those glorious creatures are coming to tell me more about that  
baby boy, Jesus.

The angel said, "Don't be afraid." Ha! Don't be afraid? I was shaking  
in my sandals. Their light was so bright I was knocked to the ground.  
You sheep would have been skittering all over that steep hill had you  
been alive in those days.

The angel said, "Behold I bring you good tidings of great joy, which  
shall be to all people For to you is born this day in the city of David, a  
Savior, which is Christ the Lord. And this shall be a sign to you; you will  
find the babe wrapped in swaddling clothes, lying in a manger."



Are you impressed that I remember angel songs after all these years? Oh, right, you are sheep, nothing impresses you. I've told you this story a thousand times and you still say, 'baa'.

The rest of the story is that there were lots of angels praising God. They said, "Glory to God in the highest, and on earth peace, good will toward men." It was really something! Light so bright we hid our eyes. Music so glorious we cried. I get it, you don't care. Baa-baa.

I found them with the baby in Bethlehem. How can it be? Angels announce His birth and no one seemed to care. His bed was an animal food dish! Just like you sheep, the people said, 'Baa-Humbug'. Of all the places he could have been born, a stable is not the spot I would have guessed. I have been in some pretty fancy stables in my time but that falling down, dark, dirty place was not one of them.

Come to think of it, every time I ran into Jesus walking along the paths or teaching in the hills, He seemed quite ordinary...like me. He smiled, spoke gently, led people just like I lead you sheep. Of course, He didn't recognize me. After all, He was just a newborn when I first met Him. Still, Jesus always seemed like a friend. It may be my imagination but once I thought I saw Him smile at me in that, 'Don't I know you from somewhere' way.

He was a beautiful baby. We ran and told everyone we saw. It made them think, that's for sure. When we got back to the sheep on the hill, not one lamb was missing. We praised God for the things we saw.

The years have gone by so fast. Jesus grew up around here. It's too bad He died on a cross the other day. Sad, just sad. I never doubted those angels. Time will tell what will happen. "Good news for everyone." Yep, that's what the angels said.

Time to shuffle along. Come on sheep. Come on. We'll keep looking for those angels.

**EXIT**





Moms Are People Too ~

# Twass The Night Before Christmas ...A Mom's Dream



*One Tired Mom: In Pajamas*

*Prop: Toilet Bowl Brush*

Twass the night before Christmas, when all through the abode  
Only one creature was stirring, she was cleaning the commode.

The children were finally sleeping, all snug in their beds,  
While visions of Wii and Barbie flipped through their heads.

The daddy was snoring before the TV  
With a half built bicycle propped on his knee.  
So only the mom heard the knock on the door  
"Oh no," she cried, "I can't take much more."

With toilet bowl brush still clutched in her hand  
She opened the door, it was truly unplanned.  
When what to her wondering eyes did appear,  
A guest from Above who looked like an angel!  
The Lord had noticed her frazzle, her mess and her tangle.

"Glory be, child," cried Angel, "I'm glad you're awake."

"Your gift was especially hard to make."

"Thanks Angel, but all I want is time alone."

The angel smiled, "I've made you a clone."

"A clone?" she muttered, "What good is that?"

"Run along, little Angel, I've no time to chat."

Then out walked the clone - The mother's true twin,  
Same hair, same eyes, same double chin.



"She'll cook, she'll dust, she'll mop every mess.  
You relax, take it easy, watch 'The Young and Restless' ".  
"Fantastic!" Mom cheered. "My dream has come true!"  
"I'll shop. I'll read. I'll sleep a night through!"

From the room above, the youngest did fret.  
"Mommy, come quickly. I'm scared and I'm wet."  
The clone replied, "I'm coming, sweetheart."  
"Hey," the mom smiled, "She sure knows her part."

The clone changed the small one and hummed her a tune,  
As she bundled the child in a blanket cocoon.  
"You're the best mommy ever. I really love you."  
The clone smiled and sighed, "And I love you too."

The mom frowned and said, "Sorry, Angel, no deal."  
That's my child's LOVE she's trying to steal."  
Smiling wisely the angel said, "To me It's quite clear,  
Only one loving mother is needed in here."

The mom kissed her child and tucked her in bed.  
"Thank the Lord for clearing my silly head.  
I sometimes forget, it won't be long  
When she'll be too old for my cradle and song.

The clock on the mantle began to chime.  
The angel whispered to Jesus, "It works every time."  
With the Lord at his side, the sweet Angel said, "Goodnight.  
Merry Christmas, dear Mom, You will be all right."

**EXIT**





Game Intermission ~

## Crazy Christmas!

**Game Show Host:** Dress as TV Host  
**Game Show Contestants:** Pulled from Audience or Pre Planned

**Props:** Unwrapped Gifts, wrapping paper rolls, scissors, tape, bow (for each contestant)  
Prize of your choice for the winner.



*This is a fun way to take a party program break and encourage participation and laughter. Set up a long table across the front of the room. In front of each contestant, place one unwrapped gift (the more difficult to wrap the better), wrapping paper roll, scissors, tape, bow. Let the fun begin!*

**Game Show Host:** Yes, TV lovers, it is time for our annual Crazy Christmas Game Show. The show that promises fun, laughter and big, big, did I say it, big prizes!

Our sponsor for today's show is a product nobody needs but everybody wants! Who can forget the Inside the Eggshell Scrambler? How about the Snuggie? The Bedazzler? The Clapper? We have found a way to combine all of these products into one great deal! Yes, today you can purchase, through this one time, television offer, the Scrambler Bedazzler with built in Snuggie Clapper!!!! Who can resist it?

Just think! Now you can 'clap on' a scrambled breakfast while snuggling in your bedazzled pajamas. But wait! There's more! You'd be crazy not to own one! Act now and we'll include a second one free of charge...all you pay is shipping and handling. You must act now to get this special offer. Have your credit card ready and call within the next ten minutes. We will include 100 scrambled egg recipes and 50 bedazzled beads at absolutely no extra cost to you. Just \$19.99 Wow! What a great sponsor!



Our studio audience volunteers are ready to compete against each other for a big prize! Did I say big? I mean 'big'!

Let's meet our Crazy Christmas contestants. (Using a microphone, ask each person's name, and basic personal information as desired.)

Set up each contestant (you decide how many) across the table with one unwrapped gift and items to wrap. Their task is to wrap their gift in ONE-TWO MINUTES (or you decide the time).

Let the audience clap and cheer for their favorite contestant! Encourage audience participation throughout the time.

When the time is up, all contestants must step back from the table. The audience will vote for their favorite wrapped package to decide the winner!

**GAME SHOW HOST:** And our happy winner receives this big, big prize \_\_\_\_\_ (you decide the prize—consider all the inexpensive items the contestants just wrapped)! Consolation prizes will be given to each willing volunteer. \_\_\_\_\_ (you decide the prizes)

Thank you to each of our contestants today on another exciting episode of "Crazy Christmas". Join us next Christmas when we once again present.....CRAZY CHRISTMAS!!!!!!

*Audience Applause and Cheers!*

**EXIT**

**Music: Choose one song for the audience to sing or present a special musical instrumental.**

"I'm Dreaming of a White Christmas"  
"Silver Bells"

**Our Plan:**



Wise Men Still Seek Him

## Three Cheap Wise Guys

*3 Wise Men (Or Women): Dress simply, wear turbans  
Props: 3 Gifts*

Wise Guy #1: Where are we going?

Wise Guy #2: I have no idea. I'm just really hurting from riding that camel all day.

Wise Guy #3: Go West! We'll know it when we see it.

#1: I'm an organized person. I like to know where I'm going. If we don't know where we are going to end up, I think I'll go home. Home is just east of here.

#2: Well, you will miss it.

#1: Miss what?

#2: It! I have no idea what but you will miss 'it'!

#3: Just keep going. I'll suggest, if it helps, just follow that star. See that bright one up there? Follow that.

#1: Do we have gifts? I always take a gift when I visit. I didn't bring much with me.

#2: I have a candy bar. I can save it and offer that when we get there...wherever 'there' is.

#3: Oh come on, you can do better than a candy bar. I think we are going to meet a king. You should give....let's see...GOLD. You should give a gift of gold.



#1: Easy for you to say. And how much is this gold going to cost me?

#2: A lot. Have you seen the price of gold these days? Whew! Pretty expensive. Yeah, you give the gold. I'll hang on to my candy bar.

#3: No, you should give MYRRH. That's a great gift to give a king. They all like Myrrh.

#2: How can I afford Myrrh. I said I was WISE not RICH! The herbal oil market has gone crazy since Cleopatra made it popular. My candy bar is looking better and better.

#3: Look, guys. I'm not asking you to do anything I won't do. I will give something important. I just don't know what that is. Sandals? A new pair of sandals seems good.

#1: Oh no you don't. If I have to give gold and he gives myrrh, you have to give something expensive too. Like...FRANKINCENSE. I love the aroma of Frankincense. You could resell that stuff and make a bundle.

#3: What if the king doesn't like perfume?

#2: He can sell it.

#3: What if I spend my last drachma?

#1: You will recover. You are a smart guy.

*Silence! All three appear to be thinking.*

#1: I will give gold.

#2: I will give myrrh.

#3: I will give frankincense.

#1: You know, the only way these gifts are going to work is if the king is a baby and doesn't know what real gifts look like.

#2: Yeah, that won't happen.

#1, 2, 3 Together: Nah!

**EXIT**



*Just A Kid At Heart ~*

## ***Christmas Is Coming...Again!***

*One or More Senior Grown Up*

Christmas is coming...Again! I have enjoyed many delightful Christmas seasons. And a few that were sad. I have enjoyed family and friends, good food and church in the snow.

There were seasons when I was alone and money was scarce. The gifts were small, thoughtful things that, if truth be told, I treasure the most.

The best part of Christmas is that it comes every year like clockwork. December 25th, every year. No one can say, "I was not prepared." We know that we have an opportunity each December to recall a young family, Mary and Joseph, who traveled to the small village of Bethlehem.



What a frightening journey it must have been. They didn't have the fast cars, trains or airplanes we enjoy. They walked! Yes, they walked to Bethlehem to fulfill a government requirement.

And then the baby was born. He was special. Mary and Joseph knew it because angels told them. Shepherds visited their stable and Wise Men gave expensive gifts to provide for a dangerous escape to Egypt.

Was it December 25? No, it was another month, another day. We don't know the date but when Christmas comes....again....we do remember that Child and what He did for all of us.



The date doesn't really matter. What does matter is that we remember...again. That we celebrate...again. That we believe...again.

There is one more reminder that Christmas Is Coming...Again. We don't know that date or that hour either. But it will come as sure as Christmas comes each year.

Trust me. Jesus promised His friends that He would come again. "Let not your heart be troubled. In My Father's House are many mansions; if it were not so, I would have told you. I go to prepare a place for you. And if I go and prepare a place for you, I will COME AGAIN and receive you to Myself; That were I am, there you may be also." (John 14:1-3)

So, as we celebrate a 'Holly Jolly Christmas' ...Again, remember Jesus promised that just as He came the first time, He's coming back. You can count on it.

PREVIEW PROGRAM ONLY  
EXIT  
NOT FOR USE  
PLEASE PURCHASE

**Music:** The Holly Jolly Christmas Party is coming to a conclusion. This is the perfect opportunity to end with a full Christmas Carol Sing. Choose traditional Carols. Ask several musicians and singers to intersperse the carols with special musical numbers.

**Our Plan:**



## Conclusion

### Light A Candle

One Person or several people. Children can read this poem.

**Props:** Light a Pillar Candle Before Speaking



It's time to light the candles  
It's time to deck the halls  
It's time to sing "O Let's Be Glad"  
And visit all the malls.


Trim the tree and light the lights  
Give thanks to God above  
For His great Gift  
The only One  
Who gave us all His love.

A baby cannot plan to do  
What shepherds try to tell  
So do not leave that precious Child  
Within a stable wall.

"Do you worship the Babe in the manger  
But reject the Christ of the Cross?  
Salvation comes not by the manger  
But by Christ who died at great loss.

The Babe in the Manger was God's only Son  
Who came to the world to die.  
The Babe in the manger could never have done  
The work of His God on high.

The Babe left the manger and went to the Cross  
To pay the wages of sin  
The way of redemption is not by the Babe  
But the Christ who welcomes us in."  
(Lyrics by F. Parker)





PREVIEW PROGRAM ONLY  
NOT FOR USE  
PLEASE PURCHASE

