

Heaven Up

Which Way To Heaven?

PREVIEW PROGRAM ONLY
NOT FOR USE
PLEASE PURCHASE



Halo There!



Vacation Bible School
Five Days of Heaven on Earth Fun!

Heaven Up



Halo There!

Which Way To Heaven?

Vacation Bible School

Five Days of Heaven on Earth Fun!



Which Way To Heaven?

When the Bible talks about Heaven,

It is always **UP!**



Shepherds looked **UP** to see
the Bethlehem night sky filled with angels.



Jesus went **UP** to Heaven.



Believers look **UP** for the return of Jesus.

*Jesus said, "I AM the way, the truth and the life.
No one comes to the Father except by Me.*

John 14:6

JESUS Is The Way To Heaven!



Find It Fast



Introduction.....	1-2
Find It Fast.....	3
Halo There!.....	4-6
Directing The Director: Earth Angel.....	7-9
Dress Like An Angel: Angels In Disguise.....	10-11
Decorating: Prepare A Place.....	12-14
Choosing Staff.....	15
Recruitment Insert.....	16
Staff Meeting.....	17
Grouping The Christian Travelers.....	18
Registration.....	19-21
Publicity.....	22-23
Photography: The Big Picture.....	24
Daily Opening: Roll Around Heaven All Day.....	25-26
Daily Opening Skits: A Place Called Home.....	27-37
Open House: Fly!.....	38
The Story Teller: Wings!.....	39
Music: Starlight Singers.....	40-42
Games: Playing In Paradise.....	43-45
Snacks: My Blue Heaven Cafe.....	46-50
H.A.L.O. Radio: Sky Pilots On The Air!.....	51-73
Heaven Up Bible Workshops: Tips For Teachers.....	74-78
Bible Workshop #1: Dungeon Escape!.....	79-85
Bible Workshop #2: Heaven's Door.....	86-91
Bible Workshop #3: Pr-Air Port.....	92-97
Bible Workshop #4: God's Throne.....	98-102
Bible Workshop #5: Gabe's Armor Repair Shop.....	103-109
The Angel Loft: Staff Nursery.....	110
H.A.L.O.- Heaven Adores Little Ones: Preschool.....	111-114



Heaven Up!

Halo There!

We are taking a pretend trip to Heaven and back! What will we see? Where will we go? What will we do? Take children and their grown ups on a Vacation Bible School trip to God's House. There is one delightful difference from real life! We get to come back to tell everyone what we have seen.

Are you ready? Let's fly!

Heaven Up is a Five Day Vacation Bible School (Preschool-Grade 6) where everyone visits Heaven on Earth. Learn about God's Home where all believers see amazing things and are graciously invited to make it their own Home!

Heaven Up guests enjoy a unique "live-it" theme. They take an amazing journey with Everyday Angels, hearing from Jesus along the way.

Heaven Up features five heavenly Bible Workshops where students enjoy Bible stories, scripture memory, activities and crafts. *Dungeon Escape, Heaven's Door, Pr-Air Port, God's Throne, Gabe's Armor Repair Shop!*

Heaven Up students enjoy a variety of daily activities discovering how to become Jesus Believers and getting their Heaven questions answered. They gather at *Roll Around Heaven All Day*, eat at *My Blue Heaven Café*, enjoy games at *Playing In Paradise*. Visit *Starlight Singers, Sky Pilots Radio Show...On the Air*, and *Wings!* where a thrilling five day Conley Twin story is told aloud by a special story telling angel.

Heaven Up offers preschool plans. Little ones travel to activities with their special team of 'Everyday Angels'. Suggestions are included for staff infant/toddler care.


COPYRIGHT INFORMATION

Make copies as needed for local church use. Give interested folks our order form, mailing address and toll free phone 1-888-236-5433 (888-CEM-LIFE). Your cooperation allows CLOSE ENCOUNTERS MINISTRIES to continue production of exciting, inspiring, positive Christian programs at a low cost to churches across the nation.

Copyright-All Rights Reserved Protected.



Heaven Sent Leaders



What boy or girl hasn't wanted to know more about Heaven and how to get there?

It is time to 'make a way' for them to discover the Way to Heaven.

They will never forget it.

The curriculum is a guide.

Create a heavenly week based on these activities.

Add your own ideas too!

Christian Travelers

Students are divided into small groups. They wear heart shaped name tags in group colors. Optional painters caps in group colors add to the visual fun.

Earth Angel

The Director is a true Earth Angel who organizes the five day VBS event and is the 'go to' person for all things heavenly is God's gift!

Everyday Angels

Bible workshop leaders decorate their specific area and prepare their activities. Teach material daily to a new small group for forty five minutes. Each workshop includes a short activity, scripture memory, Bible story and craft project. Students visit each workshop once and experience all five areas by the end of the week.

Fun Angels

There is nothing ordinary about daily activity leaders who guide students through short, fun activities. From singing to games to snacks, these angels prepare exciting, quick daily events. They see small groups of all students each day in fifteen minute sessions.



Supply Angels

Purchase craft projects locally or from various catalogs and internet sites that cater to children's events. Ask crafty folks to supply homemade craft kits and patterns. Look for sales, discounts, catalog purchases and scrap materials. The curriculum makes suggestions. *Supply Angels* create the magic.

Purchase supplies as needed. Give bills to the Director or ask for an advance check. Borrow items as needed.

Create Excitement!

Have fun and students of all ages catch your enthusiasm. Greet everyone cheerfully and let each day unfold like a day in Paradise.

Notes:



PREVIEW PROGRAM ONLY
NOT FOR USE
PLEASE PURCHASE

to Angels
the sky is
no
Limit





Directing The Director: Earth Angel

*My job is to take care of the possible
and trust God with the impossible.*

In case no one mentioned it, you are about to have super-duper fun organizing grown up 'angels' while guiding enthusiastic student travelers to Heaven. Become their Earth Angel who knows the way to Heaven and is willing to lead the way.

This is a guaranteed memory making week that your community will recall for years. With Jesus leading the way, how can anything but fun take place?

Divided into reasonable tasks, this VBS event is easily completed by a team of dedicated folks guided by Earth Angel (that's you!).

Your church becomes a slice of Heaven filled with angels, halos, Bible stories and treasure in Heaven. Let this scripture reminder be your focus:

*Don't hoard treasure down here where it gets eaten by moths
and corroded by rust or-worse!-stolen by burglars.*

Stockpile treasure in heaven, where it's safe from moth and rust and burglars.

*It's obvious, isn't it? The place where your treasure is,
is the place you will most want to be, and end up being.*

Matthew 6:19-21 (TM)

Character and Costume

Be a kind, helpful, compassionate 'earth angel' and not a heavenly angel since no one really knows what a real angel looks like. Real angels don't want credit and they don't want to be seen.

Have fun being someone who 'acts' like an angel. Wear a white shirt, white slacks/shorts, white shoes and white hat encircled with tinsel. Add printing or wear a large name tag:

EARTH ANGEL

Heavenly Tour Director



Delegate Responsibility

Trust the team to carry out their tasks. Check with the team occasionally as their supportive leader. Never apologize when asking for help.

Be Positive

Statements like, "we can't do it", "we never did it this way", "there is no money" or "no one will teach" have no place in this Vacation Bible School. If Earth Angel's attitude is right, even the grouchiest saint responds cheerfully.

Pray!

Pray for the team, the students and the set up. Take each detail before the Lord and then-Relax!

Plan!

Note areas requiring your personal attention. Meet with the team six weeks before Vacation Bible School. Give each leader printed materials that pertain to their area and copies of general information as needed. Place printed materials in folders.

Adapt!

Complete program adaptations during preliminary planning to avoid staff confusion. Be flexible.

Set Up

Decorate during the week prior to VBS. Make sure that everything is in place for the first day.

Staff Prayer

Plan a five minute prayer session one half hour before the day begins. Those who attend appreciate the upward boost.



Preschool Options

Little ones participate just like older students. Eliminate complicated or frightening activities. Choose age appropriate craft projects from S&S arts and crafts catalog www.ssw.com Or Guildcraft catalog www.guildcraftinc.com or Oriental Trading Company www.orientaltrading.com or create your own projects.

Staff Appreciation

Purchase or make appropriate staff thank you gifts. Sincere appreciation keeps leaders coming back. Pray for them. Thank them privately and publicly.

Clean Up

When Open House is over, clean up begins. The event is not complete until the church is in order. Encourage staff to remove props immediately. Stay to help!

Notes:

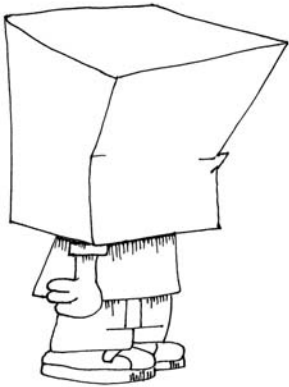
*Remember: Don't be so Heavenly minded
that you are no earthly good!*



Dress Like An Angel: Angels In Disguise

*“Suddenly a strong earthquake struck
and the Lord’s angel came down from heaven.
He rolled away the stone and sat on it.
The angel looked as bright as lightning
and his clothes were white as snow.”*

Matthew 28:2-3



Would Angels Like This Heavenly Event?

God’s angels do not like being the center of attention. They might not like people thinking about them very much.

Angels serve God as His messengers and helpers. The Bible gives a glimpse of what God’s real angels look like. If they appear, it as normal people, disguised in normal clothing. They disappear without credit. Once in awhile they appear in all their bright glory as the powerful creatures God created.

Let’s not have angels upset with us. Let’s please the Lord. No information about Heaven is complete without angels. Create an ‘almost Heaven’ atmosphere that even angels will enjoy—at least a little. God must want us to know *something* about them since He put so much angel information in the Bible. Angels teach us how to obey and worship God. Angels teach us how to be God’s servants.

We like to think that even angels will get a kick out of your gang learning about God, Jesus, Heaven and angels! After all we are part of His great plan as people of His creation!

**Only Bible truth about angels please.
No pretend stuff people say about angels.
Now that would NOT make angels happy.**

Because God wants us to discover Jesus and His precious gift of love and forgiveness and eternal life in Heaven, we think even angels are smiling!





Look Like An Everyday Angel

Leaders dress simply as 'Everyday Angels'. Wear white slacks, white t-shirt or blouse, white cap, white shoes or sandals. Print EVERYDAY ANGEL across the t-shirt or give each leader a large name tag:

Halo There!
My Name Is:
Everyday Angel

Wear a white baseball or painter's cap with gold or silver tinsel head band. Flower halos look great too. Be creative with jewelry, belts and gold ribbon bows on shoes or sandals. Feathers tucked in your pocket are fun to release once in awhile. Wings are not necessary. Check www.orientaltrading.com to find white caps. Plain yet perfect for decorating as desired.

Walk Like An Ordinary Angel

Be kind. If discipline is needed, do it quickly and quietly. Speak softly and smile! That is a big assignment on a busy day so just do your best!

Star Stickers: Carry small star stickers. Catch students doing nice things and attach stars to name tags. Sometimes the whole group gets a star and sometimes one student gets a sticker. Be generous.

Creative Decorating: Start with curriculum ideas and then create your own area using items from home or purchased.

Talk Like An Angel

*"Let your speech always be gracious, seasoned with salt,
so that you may know how you ought to answer everyone."
Colossians 4:6*

Patience: Be an enthusiastic 'angel' leader. Put on a happy face. Treat all students kindly. Be loving. Be firm as needed.

Prayer: Pray for creativity, help, patience and ability. Pray for each child and each leader.


Power: As issues arise, speak to Director who will assist in any difficult task.



Decorating:

Prepare A Place!

Heaven In The Real World



*“There are many rooms in My Father’s house.
I wouldn’t tell you this, unless it was true.
I am going there to prepare a place for each of you.”*
~ Jesus John 14:2 cev

Guests visiting “Heaven Up” should enter a bright, fanciful, heavenly environment filled with heavenly objects and a few fun accents. No one knows what Heaven looks like so have fun creating your own visual version of our forever Home. Discuss decoration during the planning process. Give special attention to the ‘Roll Around Heaven All Day’ Opening area.

****CHOOSE FROM THE BEST OF OUR IDEAS AND CREATE YOUR OWN HEAVEN TOO!****

Borrow Items

Ask friends, family, church, school and community for items they have in their attics and garages.

Signs

Print memory verses on posterboard stars sprinkled with glitter. Scatter slogans/heavenly sayings across every wall. There are a few ideas to get you started:

Angel Avenue	Heaven’s Way	
Boulevard of The Beloved		
Crystal Fountain Avenue	Saint Street	
Golden Gate~This Way		
Star Lane	City of Angels	Stairway to Heaven
Seventh Heaven	‘Halo’ From Heaven!	
Peace On Earth	All This and Heaven Too!	Heaven Bound



Message From Jesus

Print this personal message from Jesus on a large piece of posterboard/cardboard. Place it prominently in the Opening area.

Dear Ones,

If I go away, I'll come again
and receive you unto Myself
that where I Am,
There you may be also
because I have prepared
a place for you.

Be Back Soon!

Love, Jesus

PREVIEW PROGRAM ONLY

Angels: Draw a few large angels. Color in pastels and sprinkle with glitter. If Christmas angel dolls are available, place them on stage.

Stars: Draw stars in several sizes on posterboard. Sprinkle with spray glitter. Hang the stars from the ceiling and attach to walls.

Hearts: Large hearts with random messages from Heaven printed on them.

Butterflies: Catalogs offer beautiful cardboard butterflies that make the theme come to life.

Rainbow: Make a large rainbow that guests walk under.

Feathers: White feathers can be purchased and dropped here and there to appear angels have just passed by the spot.

Clouds: Draw large clouds on posterboard. Hang from ceilings and attach to walls.

Banners: Fabric flags and Welcome Home banners.



Balloons: Inflate star shaped helium mylar balloons. If star shapes are not available, used gold and silver balloons. Inflate lots of balloons (no helium) and toss them all over the floor. Guests walk through the balloons. Don't worry about breakage unless someone is purposely stomping on them. Add more each day. White, pale blue, silver and gold make quite an impression.

Streets of Gold: Scatter large gold stars on the floor. Tape the stars down the center aisle of the opening area and any hallway. Or inflate and toss gold balloons that drift on the floor.

Twinkle Lights: White Christmas lights add sparkle to all areas. String white lights across any workshop, hall, activity and along the edges of floors. Wherever lights are strung becomes a special place.

Fun Stuff: Use an assortment of simple items to create a heavenly atmosphere. Use our suggestions or items available locally.

Wild flowers Small trees Garlands/Greenery
Mood Lighting Metallic fabric Archways
Rocks spray painted gold Angels of all shapes and sizes

Go Shopping: Visit a party stores or shop internet catalogs. Anything that fits the Heaven theme can be used. Think about stringing blue and white balloons together to form a balloon garland.

Christian Decorations: Fill the areas with scripture verses and symbols.

Music: Play quiet Christian music. As guests enter and exit, heavenly music sets the mood. There are CD's available that sound like harps, flutes, calm instrumentals, water, thunderstorms or singing birds.

And More: Create visuals guests will enjoy. Use what is available. Keep it simple!

1. Make a waterfall with a small water pump. Cover pump with rocks and silk flowers and greenery to resemble an outdoor pond. A running stream of water makes a terrific background sound and a lovely visual in any area.

2. Fill a child's plastic pool with rocks, small plants, turtles and goldfish.



Choosing Staff

*Train your child in the way you know
you should have gone yourself.
~ C. H. Spurgeon*

Staff choice will make or break

Heaven Up...Halo There!

Aim for the best people to fill each leadership spot.

Recruit

Approach people personally with a specific task.
Explain the job fully. No sugar coating allowed.

Advertise

Include staff recruitment insert in the Sunday bulletin for several weeks.

Offer people with specific requests their assignment immediately.

Explain the insert during announcement time.

Dress in costume for maximum effect!

Give this introductory effort the personal touch.

See Bulletin insert sample.

Pick and Choose

The Lord honors your attempt to have the best staff.

Pray about staff choices.

If someone says "no" assume there is another person
waiting to fill that place.


Use young teens, older teens, men, women and senior citizens.



Heaven Up...Halo There!

Earn Your Wings! Great Reward in Heaven!

Choose the leadership team spot you can fill for Vacation Bible School.
'Wing' all requests to Earth Angel for an "out of this world" experience!



Fun Angels Assignments

...Registration	Heaven Bound Sign Ups	LEAD/HELP
...Photographer	Digital and Video Memories	LEAD/HELP
...Art Crew	Decorate 'Heaven'	LEAD/HELP
...Starlight Singers	Music	LEAD/HELP
...My Blue Heaven Café	Manna From Heaven	LEAD/HELP
...Playing In Paradise	Games To Die For	LEAD/HELP
...Wings! Story Teller	Story Time	Story Teller
...Sky Pilots Radio Show	On The Air!	LEAD/HELP
...H.A.L.O	Heaven Adores Little Ones	Preschool Team
...The Angel Loft	Staff Nursery (Birth-Age 3)	LEAD/HELP

PREVIEW PROGRAM ONLY
NOT FOR USE
PLEASE PURCHASE

Everyday Angels Assignments

...Dungeon Escape	Heaven Forbid	LEAD/HELP
...Heaven's Door	Knocking At Heaven's Door	LEAD/HELP
...Pr-Air Port	Pray It Up!	LEAD/HELP
...God's Throne	Treasure In Heaven!	LEAD/HELP
...Gabe's Armor Repair Shop	Dressed For Success	LEAD/HELP

...I HAVE HEAVENLY PROPS
...I WILL DONATE GLORIOUS SNACKS
...I WILL GIVE MY 'PENNIES' FROM HEAVEN
...I WILL PRAY FOR THE 'HEAVEN UP' TEAM!

I WILL LEND THEM!
TELL ME WHAT YOU NEED!
IT WILL BE WORTH IT!
GOD WILL BE WITH US!

Name _____ Telephone _____

NEED DETAILS? EARTH ANGEL:

VBS DATES:

VBS TIMES:

Make a Memory!



All This and Heaven Too!



Staff Meeting

*My help comes from the Lord Who made heaven and earth.
Psalm 121:2*

Plan one staff meeting to explain exactly what will be expected.
Stress 100% attendance so no other meeting will be necessary.



Seat staff according to work areas.

Distribute lesson plans. Build in chatter time to create excitement as leaders plan their week.

Preview the Entire Program.

The staff needs an overview of all events taking place in the church.

Answer Questions, Assign Classrooms, Give Inspiration

Be the person in charge ~ Earth Angel!
Wear the costume and be the 'go to' leader.

After the Meeting, Turn Your Attention to Details

Trust each staff member to carry out their responsibilities.

The Telephone and Internet Become the Staff Lifeline.


Check in with work area leaders to verify progress.
Ask questions. Problem solve as needed.



Grouping The Christian Travelers

*Let them guide me...to the place where You dwell.
Psalm 43:3*

"Heaven Up" is broadly graded.
Divide students into five groups of equal size.



The Angel Loft (Birth-Age 3)

Will we open the nursery for the community
or will we provide child care for staff only?

Tour Groups

1. H.A.L.O. (Heaven Adores Little Ones):	Preschool	WHITE
2. Yellow Travelers:	Kindergarten	YELLOW
3. Blue Travelers:	Grades 1-2	BLUE
4. Green Travelers:	Grades 3-4	GREEN
5. Red Travelers:	Grades 5-6	RED

Overlap ages in any group. If twenty students are in one group and five students in another, switch some students regardless of age or grade. Visiting cousins and/or neighborhood friends appreciate joining their friends in an otherwise unfamiliar situation no matter what age.

Option: Small Church

With 20 students or less and a few faithful leaders, conduct one daily workshop in a common teaching area. Set up crafts in a separate area. Small groups have the luxury of treating students to craft projects carried over from day to day. Students travel to activities together in one group.



HEAVEN UP~Halo There! VBS Daily Schedule

STUDENT GROUPS	9:00-9:15	9:15-9:30	9:30-9:45	9:45-10:00	10:00-10:15	10:15-10:30	10:30-10:45	10:45-11:00	11:00-11:15	11:15-11:30
H.A.L.O. PRESCHOOL ages 4-5	ROLL AROUND HEAVEN OPENING	HOME BASE ACTIVITIES	BLUE HEAVEN CAFÉ SNACKS	PLAYING IN PARADISE GAMES	HOME BASE ACTIVITIES	WINGS! STORY TELLER	SKY PILOTS ON THE AIR	STARLIGHT SINGERS	HOME BASE ACTIVITIES	CLOSING
YELLOW TRAVELERS Kindergarten	ROLL AROUND HEAVEN OPENING	W O R K S H O P	BLUE HEAVEN CAFÉ SNACKS	O P	PLAYING IN PARADISE GAMES	PLAYING IN PARADISE GAMES	STARLIGHT SINGERS	WINGS! STORY TELLER	SKY PILOTS ON THE AIR	CLOSING
BLUE TRAVELERS Grade 1	ROLL AROUND HEAVEN OPENING	STARLIGHT SINGERS	SKY PILOTS ON THE AIR	W O R K S H O P	SKY PILOTS ON THE AIR	PLAYING IN PARADISE GAMES	BLUE HEAVEN CAFÉ SNACKS	PLAYING IN PARADISE GAMES	WINGS! STORY TELLER	CLOSING
GREEN TRAVELERS Grade 2	ROLL AROUND HEAVEN OPENING	SKY PILOTS ON THE AIR	STAR LIGHT SINGERS	WINGS! STORY TELLER	SKY PILOTS ON THE AIR	WINGS! STORY TELLER	BLUE HEAVEN CAFÉ SNACKS	PLAYING IN PARADISE GAMES	PLAYING IN PARADISE GAMES	CLOSING
RED TRAVELERS Grade 3-4	ROLL AROUND HEAVEN OPENING	WINGS! STORY TELLER	W O R K S H O P	R K S H O P	BLUE HEAVEN CAFÉ SNACKS	STARLIGHT SINGERS	PLAYING IN PARADISE GAMES	SKY PILOTS ON THE AIR	STARLIGHT SINGERS	CLOSING
ORANGE TRAVELERS Grade 5-6	ROLL AROUND HEAVEN OPENING	PLAYING IN PARADISE GAMES	WINGS! STORY TELLER	BLUE HEAVEN CAFÉ SNACKS	SKY PILOTS ON THE AIR	STARLIGHT SINGERS	W O R K S H O P	SKY PILOTS ON THE AIR	O P	CLOSING

HEAVEN UP VBS GROUP ASSIGNMENTS

BIBLE WORKSHOPS	MONDAY	TUESDAY	WEDNESDAY	THURSDAY	FRIDAY
DUNGEON ESCAPE	YELLOW TRAVELERS	BLUE TRAVELERS	RED TRAVELERS	ORANGE TRAVELERS	GREEN TRAVELERS
HEAVEN'S DOOR	BLUE TRAVELERS	YELLOW TRAVELERS	ORANGE TRAVELERS	GREEN TRAVELERS	RED TRAVELERS
PR-AIR PORT	GREEN TRAVELERS	ORANGE TRAVELERS	YELLOW TRAVELERS	RED TRAVELERS	BLUE TRAVELERS
GOD'S THRONE	RED TRAVELERS	GREEN TRAVELERS	BLUE TRAVELERS	YELLOW TRAVELERS	ORANGE TRAVELERS
GABE'S REPAIR SHOP	ORANGE TRAVELERS	RED TRAVELERS	GREEN TRAVELERS	BLUE TRAVELERS	YELLOW TRAVELERS



Registration: Heaven Bound!

...Written In The Book of Life

*And I saw the great and small, Standing before the Throne,
And books were opened. Another book was opened
Which is the Book of Life
John -- Revelation 20:12*



Make large heart shaped name tags and organize registration before Day #1. This job is too big for one person. A tangle at registration means the first day could be delayed.

*Identify individual tables with group colors,
group names and grades.
Students line up to receive a name tag and color coded hat.*

Pre Registration

Registration information simplifies the first day by having name tags and hats prepared. Spread the word through the church newsletter, bulletin, special mailing and take home forms.

Record name, grade/age, emergency telephone and emergency contact person, environment or food allergy information. If information is the basis for church growth, add address and parents' names.

Name Tags ~ One Standard Soul

Present each student with 'One Standard Soul' the day they arrive. Print name tags with group colors for quick identification. Pin tags to shirts or hats. Collect the tags at the end of each day. Give them back when students arrive the next day. Consider laminating the tags or using clear plastic covers with clips. The tags should be large enough to allow space for small star stickers.



Hats

Choose color coordinated hats for students to wear all week. Check www.orientaltrading.com or another internet site for neon baseball caps or white painters caps. 'One Standard Soul' name tags can be pinned to the caps. Collect hats and name tags at the closing each day for safe keeping. Return them at the next day's opening. The hats become keepsakes at the end of the event.

S&S Arts and Crafts: Color Me Bucket Hats. BTP-FA3374. White, one size fits all. Print names with markers. Attach tinsel as a headband so each student becomes an 'everyday' angel!

Notes:

PREVIEW PROGRAM ONLY
NOT FOR USE
PLEASE PURCHASE



Heaven Up!
Halo There!



NAME _____ AGE/GRADE _____

ADDRESS _____

PARENTS _____ TELEPHONE _____

EMERGENCY CONTACT _____

EMERGENCY TELEPHONE _____

SPECIAL INFORMATION:

ALLERGIES:

PREVIEW PROGRAM ONLY
NOT FOR USE
PLEASE PURCHASE
Heaven Up!
Halo There!



NAME _____ AGE/GRADE _____

ADDRESS _____

PARENTS _____ TELEPHONE _____

EMERGENCY CONTACT _____

EMERGENCY TELEPHONE _____

SPECIAL INFORMATION:

ALLERGIES:



Publicity:

Shout Good News!

Publicity is vital to Vacation Bible School.
Be clear and concise.



Church Bulletin

Advertise for leaders. Print reminders in the weekly bulletin until HEAVEN UP begins. Include registration forms when appropriate.

Church Newsletter

Print catchy announcements. Include registration forms in the newsletter.

Worship Service Greeters

Dress students in costume and while standing at entrances, they hand out registration forms. This is a reminder that Vacation Bible School is coming.

Local Newspaper

Send a news release. Invite a local reporter and photographer to write a feature story.

Coloring Contest

Sponsor a Sunday School contest. Choose one picture. Display completed pictures. Award prizes to create excitement.

Letters To Kids

Address the letter to the child. Include a feather in each letter.



Visit the Pastor

Prepare the church family during announcement time. Wear a costume and share basic information with the pastor.

Local Television

Ask your local television station to film a feature story. Do not assume a crew will not come. Call and ask! Use the local cable advertising station to print a few lines about your event. This is free or inexpensive.

Church News and Magazines

Does your denomination have a communication network? Send pictures and a well written article. You may be pleasantly surprised to find your church featured in the next edition.

Signs and Posters

Although considered the least effective, place signs and posters in stores, offices and well traveled spots.

Twitter, Facebook, Google + More

Use every publicity tool in your digital arsenal to tell people about Vacation Bible School. Spread the word to friends on the internet. Start a Facebook page solely for the purpose of sharing VBS information.

Telephone Calls

Assign a phone committee to call families. Give basic information in a cheerful and friendly voice.

Church Sign

Place a large sign outside the church announcing dates and times.



Photography : The Big Picture

Pictures are a unique way to remember the work and the rewards of a bright, visual week. Ask your church photographer to wear a newsperson costume and to enter each activity with enthusiasm.



Encourage Visitors to Bring Cameras

This is a great way to involve parents and church members who visit each decorated area. Amateur photographers usually stand at one side to take pictures and should not disrupt events

Photography Crew

Assign one or more people to take pictures and capture the week in still photos and video. **Option:** Photographer wears white dress shirt, bow tie, suspenders. Add a fedora hat with a PRESS tag and feather in the hatband.

Digital Photography

Put digital pictures on a website where they can be shared easily. Create a slide show with music to show after the event.

Video


Delegate one person to video all events. Some activities can be staged for filming but it is fine to record events as they develop.

Picture Display

Consider viewing the video and pictures during Open House. Prints may be placed on a wall/bulletin board and video may be shown on computers placed in the snack area.



Daily Opening: Roll Around Heaven All Day



"Heaven is not a land of shadows and mists.

Heaven is not some light at the end of some dark tunnel.

Heaven is not one little sparkler in the middle of the darkness.

It is splendorous. It is magnificent beyond description!"

-Rev. John MacArthur

Introduce events, pray, make announcements, collect offering, spark enthusiasm and sing. **A Place Called Home** skits establish the theme, provide humor and introduce spiritual themes.



Director ~ Earth Angel

The Vacation Bible School Director leads the Opening. Dress in costume each day. Prepare the entire team for their Heavenly adventure.

Spiritual Theme

Earth Angel's most important goal in life is to lead every young traveler to Heaven, through the Golden Gates straight to the Throne of God. Students discover that Jesus is the way to Heaven. They have fun hearing Bible stories that show them the way. Along the way, lots of their questions about Heaven are answered in a delightful, gentle way.

Decorate

Design a fun and colorful visual focal point in the Opening area. Create your own Heavenly atmosphere using available supplies. Keep it simple! Choose the best ideas from curriculum suggestions and use your imagination. Read **Revelation 21:16-22:5** to see what Heaven is really like.



The Artist's Touch of Heaven

*Not every prop idea must be used.
Choose the best and leave the rest.
Have fun creating God's Throne Room.*



Heaven's Gates: Oriental styled tall tri fold screens are perfect gates placed on either side of the throne. These can be real screens or make 2 separate tall cardboard screens and spray paint them gold. They will stand alone.

Crown: Place a huge gold crown on the floor between the gates. Add gems as available. Spray paint the crown gold and add spray gold glitter. Lots of smaller gold crowns (ask Burger King) on the floor around the Throne.

Light: Bright lights, twinkle lights, shadowy mood lighting. Since scripture says Heaven is Light, fill the Opening area with as much light as possible. A rotating color wheel placed on the floor behind the gates looks terrific. (*Amazon.com carries a Color Rotating Ball Disco Lamp. Check it out.*)

Clouds, Trumpets, Harps and Stars: Don't overdo it but add these symbols to the walls and edges of the stage. Real or made from posterboard, they make a simple statement of items we associate with Heaven. Keep them to an attractive minimum.

Book of Life: Place a large book (fancy photo album) on a podium to represent the Lamb's Book of Life. Place a long feather in an inkwell styled glass container beside the book.

Cross: Place a wooden or cardboard cross on one side of the stage. Light it with small lights placed behind a few large rocks on the floor.

Crystal River: Place several large mirrors on the floor. Twinkle lights scattered across the mirrors make it shine. (Be sure to place it in a spot where children will not walk on the mirrors.)

Trees: At each edge of the stage place real branches, artificial Christmas trees, decorative trees or cardboard trees.



Daily Opening Skits: A Place Called Home!

Start each day with a short, five day tour of Heaven with a friendly angel showing a newly arrived Traveler Heaven's Home. In reality, we have no idea what Heaven looks like so we do the best we can! Have fun showing off a few of Heaven's treasures. Let the children dream of what Heaven must really be like.

Two Actors: One heavenly angel dressed as an angel in robe, tinsel halo and sandals, wings or wingless. One young traveler in modern day clothing, wearing a backpack. **No Memorization Required.**

Feature: Several Crowns



PREVIEW PROGRAM ONLY
NOT FOR USE
PLEASE PURCHASE

Monday

A Christian Traveler walks along the center aisle to the stage slowly, looking around in wonder. The traveler wears a large backpack and a large heart name tag labeled "One Standard Soul".



Traveler: Wow! Look at this. I must be in Heaven. (Feeling self) How did I get here? One moment I was crossing the street. I heard screeching tires and...that's all I remember! I forgot to look both ways. How many times has Mom said, "Don't forget to look both ways before crossing the street"? I forgot. Oh rats, Mom's gonna kill me. Maybe she did kill me! Nah, she wouldn't do that!

Look at all these stars on my One Standard Soul name tag! I bet I earned more stars than any person alive, uh-dead, uh-alive on my soul tag. Maybe this is just a dream. If I pinch myself, I'll wake up in bed. After all, I did eat leftover pizza and that hot pepper sandwich before bed last night.

(Close eyes and pinch arm) Ouch! Hmm, still here. I will not panic. I will not panic. Okay, so now I'm going to panic. (Shout) Mom! Dad! Come on, joke's over. I want to come home! Home! Home! Take me home!



Angel: (Enter from back of room) Did I hear a call for help? Oh, a Newbie! Good morning, Traveler. Welcome to....

Traveler: Wait, I'm not really here. Don't welcome me anyplace. This is just a dream. If I slap myself, I'll wake up. (Slap, slap) You're still here! I'm still here! What is going on? Tell me. I'll be good. I promise. Just let me go home.

Angel: You ARE home, Traveler. Welcome to Heaven. This is what you have been looking forward to all your life. I see you brought your One Standard Soul. That's good. Every traveler is issued One Standard Soul at birth. We check up on it when you arrive. Just following instructions: It is appointed unto man once to die and after that the judgment. (Take the 'soul' tag)

Traveler: I always thought I'd come to Heaven when I got very old but I'm...well, I'm young! I didn't even make my bed this morning. I can't possibly be ready for Heaven.

Angel: God will be the judge of that. No one is promised a specific number of earth years. Some travelers come when they are very young, others in middle age and others when they are very old. God's call. Your One Standard Soul looks like it's in pretty good shape.

Traveler: I'm sure you will find everything in order. Look how big it is. And look how many stars I have earned on my soul. I'm a very good person. See how it sparkles? I'm sure there is no problem. See for yourself.

Angel: So, you have been a good person. Interesting. God is impressed with good people but not that much. God is more interested in the good you did for others and not how good you ARE. You served dinner at the homeless shelter last year. Good one!

Traveler: (With pride) Oh yes, that was one of my better sacrifices. I smiled while I was doing it too.

Angel: I see this blue star. Good to your grandparents. Spent time with them, washed their car, listened to their stories again and again. Laughed at your grandad's jokes.

Traveler: Ye-es? I'm getting nervous. What exactly are you looking for?



Angel: I'll know it when I see it. Come with me. It is my task to show you around your "possible" new Home. Let's hope you have eternity to explore every nook and cranny. I'm just hitting the highlights. Let's start here with these lovely crowns. (Pick up a few of the crowns.)

Traveler: What are they for? Who owns them? Do I get a golden crown?

Angel: Slow down! All questions answered in due time. Five crowns are given for special deeds. They are like trophies, rings given to sports heroes. God does the same thing. He is rewarding believers big time.

There is a **Crown of Righteousness** for faithful Christians. The **Crown of Life** is for those who have been faithful unto death. The **Victor's Crown** is for those who win the race to Heaven and make it here safely. The **Crown of Rejoicing** is the soul winner's crown. And, of course, here is the **Crown of Glory**. It is for people who take care of God's people, like a shepherd tends His flock.

Traveler: I would like a crown. Do I get one?

Angel: Have you been faithful to Jesus? Did you accept Him as your Savior and follow Him as a believer?

Traveler: (Quietly, thoughtfully) I hope so.

Angel: (Walk arm in arm back the center aisle) We have much to see. Heaven is a wonderful place and you have no idea what you are about to experience. I hope you get to stay.

EXIT



Tuesday



Angel and Traveler enter arm in arm. Pointing upward, oo-ing and aah-ing as they enter. Point to items on the stage.

Feature: Cross of Calvary

Angel: Did you enjoy a peek at Heaven? Did it look like Home to you?

Traveler: I have many questions. I want to live in that gorgeous neighborhood...you know the one...with mansions... just over the hill top. I picked out a two story home with marble columns and that big swimming pool next to the tennis court. I always wanted to learn how to play tennis.

Angel: You did, huh? Don't get ahead of yourself. Those mansions belong to believers who suffered for Jesus. Did you suffer for Jesus?

Traveler: I'm just a kid. There wasn't much suffering where I grew up. There WAS that time Johnny Cooper made fun of me. He called me a "Jesus Freak" and I felt really bad.

Angel: Your feelings suffered and I'm sorry. There is a place every person must visit. Let's take a look and see if it looks familiar.

Traveler: There are so many beautiful things. I'm sure this is just as lovely.

Angel: This is Calvary's Cross. Jesus died for your One Standard Soul right here. No one enters Heaven unless they have asked Jesus to be their Savior. It's easy but you would be amazed at how many people skip this while they live on earth. What you did with Jesus on earth determines your Home today. I'm wondering if the Cross looks familiar to you?

Traveler: I know that Cross! I did that! I prayed one day at Vacation Bible School. I said Jesus, I am a sinner. Forgive me. Come into my life and make me clean inside. A bunch of kids accepted Jesus that day. The teacher said angels were rejoicing in Heaven. Were YOU rejoicing that day?

Angel: (Proudly) I led the celebration of angels. That's why I'm here with you today. Splendid! Then your name must be in The Book!



Traveler: The Book?

Angel: THE Book!

Traveler: I do not have time to read a book. I have a ball game today. I have to get back. My team can't get along without me.

Angel: I have a feeling your ball game is cancelled. Your friends and family are dealing with your sudden "departure". You know, funeral plans and all.

Traveler: My sudden departure? Funeral plans? I never thought I'd leave home so soon. There must be a way back. I need my pillow. Help me find a way back!

Exit Running.

Angel Follows

Shaking Head Sadly.

PREVIEW PROGRAM ONLY
NOT FOR USE
PLEASE PURCHASE



Wednesday



Angel and Traveler walk into Heaven with angel's arm across Traveler's shoulder in a comforting way while Traveler wipes eyes.

Feature: Book of Life

Angel: This has been a shock to your system but Heaven is a great Home. Jesus will wipe all tears from your eyes. Joy comes in the morning and lasts forever. Your goodbyes on earth are just for a little while. You will see everyone you love again. Trust me.

Traveler: That is the best news I have heard all day. I'm just a simple human being. You know, the young kind. The kind of kid that goes to school, finds a job, starts a family, buys a house. Then after a long time, dies in my sleep at an ancient age.

Angel: First mistake! Humans are not promised ancient age. Heaven can come at any age. God knows all about you, Traveler. He will not let you be unhappy.

Traveler: (Looking at Book) What is this thing? It looks like some kind of dictionary.

Angel: 'The Lamb's Book of Life' is your first stop. There are lots of names in this big book.

Traveler: Odd name. A book about sheep, huh?

Angel: No, this is a Book filled with names of everyone who followed Jesus.

Pilgrim: Is my name in that book?

Angel: I hope so. Is it?

Traveler: I accepted Jesus as my Savior. I wasn't perfect. I sinned but I remember asking to be saved from my sin.

Angel: Should be in here. Let's peek.

Traveler: Is peeking okay in Heaven?

Angel: In this case, I think God will be pleased. (Flip pages) Let's see. There may be some names you recognize.



Traveler: The top of the page says, "Rejoice! Your name is written in the Lamb's Book of Life! It's printed in gold. Someone is a really good printer.

Angel: More important is what is printed on the pages. I see some names that might interest you. Hmm, Abraham and Sarah. Those two are near the front of the book. They were travelers who followed God to strange places. (Flip) Zacchaeus. He's living over on Sycamore Street, third mansion on the right.

Traveler: He's the short tax guy who climbed a tree to see Jesus. I bet after Jesus had dinner at his house his life was changed forever.

Angel: (Flip) Let's see if you know a few more. Martin Luther, John Wesley. They changed the world for Christ. John Hyde. He was known as Praying Hyde. Amy Carmichael, a missionary to India. Hudson Taylor, China's first American missionary and Chet Bitterman, killed by rebels in Columbia in the 1970's. This must be the missionary page.

Traveler: Here's a good page. Hey, I know these people!

Insert names of people from your personal church and community:
Wow! Who would ever think I would see their names in the Book. Friends, relatives, people from my neighborhood. That's cool!

Angel: Are you interested in looking for one more name?

Traveler: My name? Do you see it? (Flip) Not here. (Flip) Not here. (Flip) Here I am! Right there! Right at the end of the Lamb's Book of Life. I'm the newest person in Heaven! That is REALLY cool!

Angel: (Smiling) These things were written, that you may have joy. Rejoice, because your name is written in the Lamb's Book of Life. You are a citizen of Heaven. It won't be long now until you meet our Creator. He has been looking forward to this all day.

Traveler: I'm a little nervous. Do I look okay?

Angel: God isn't interested in your outside looks. He looks inside you. You will do just fine. Come with me.

Exit



Thursday



Angel and Traveler enter, deep in private conversation as they move toward the stage.

Feature: *Golden Gates*

Traveler: I am afraid I will be a disappointment to Jesus.

Angel: I doubt it. This is a good place to rest. See the Golden Gates of Heaven? So beautiful and you get to enter those gates. Think of all you have accomplished. You received your One Standard Soul. You accepted Jesus as your Savior at Calvary's Cross. You saw your name in the Lamb's Book of Life and now we are standing at the very gates of Heaven.

Traveler: The doors have been opened wide. It is so beautiful! So much light! So much dazzle!

Angel: A mansion is ready for you. Jesus said, "In My house are many mansions." You will be very happy there.

Traveler: Is Jesus here? I'm ready to meet Him face to face. He must be somewhere just inside these gates!

Angel: Oh yes, Jesus is here. There are angels peeking over the top looking for your smile and watching your reaction as you enter. People you love are waiting to see you. The gates of Heaven are just the beginning. There is so much waiting for you. Heavenly Father calls, "Come". Jesus says, "Come unto Me." That means you better get moving!

Traveler: Come with me! You have become such a good friend. Please. Come inside the gates with me.

Angel: This is where we part company. There is Someone who wants to give you a big hug. His name is Jesus.

Traveler: Don't leave me! Please! I need you. I don't know what God looks like! How will I know Him? I only see His empty throne. I have never seen a picture of God.



Angel: No one has seen God. Trust me, you will know Him when you see Him. God's beauty is more than the most beautiful angel. He is so glorious. To come into His Presence brings sunshine to your soul. I am only permitted to repeat what Daniel saw:

"His clothing was as white as snow; the hair of His Head was white like wool. This throne was flaming with fire and its wheels were all ablaze. A river of fire was flowing, coming out from before Him. Thousands upon thousands attended Him; ten thousand times ten thousand stood before Him."

(Daniel 7:9-10)

Go now, quickly! He is waiting for His newest Traveler to Come Home.

Traveler: Goodbye! Thank you! Will we meet again?

Angel: (No Response. Turns and walks away.)

*Traveler walks alone, looking up, in one direction.
Angel walks alone in the opposite direction.*

PREVIEW PROGRAM ONLY
Exit
NOT FOR USE
PLEASE PURCHASE



Friday



Traveler is alone on stage sleeping with a large pillow and blanket. Do NOT wear the One Standard Soul tag. The angel is now dressed in earthly clothing and becomes Traveler's cousin.

Cousin: (Shaking Traveler) Wake up! WAKE UP! Come on, cousin. The gang is waiting to start the ball game. You never showed up. All the kids think you died and went to Heaven!

Traveler: (Waking up) Huh? What? What's going on? Am I next in line to meet God? I'm looking for His snow white hair-like wool. I'll know Him when I see Him.

Cousin: What are you talking about? Get up. Get your uniform. We're late.

Traveler: (Stand up, feel self, look around) It WAS a dream! I'm home! I didn't die after all. (Joyfully) I'm alive! I'm alive! (With Wonder) I'm....alive. I'm kind of sad about that. Heaven was really great.

Cousin: You didn't die but you came close. I told you to look both ways when we were crossing that street. Did you listen to me? Nooo. You just took off like a crazy person. You are lucky the driver saw you. Your mom would have killed ME if I let you get hit by a car.

Traveler: Look at me. Look right in my face. Hey! You're my angel! I thought you looked familiar in Heaven.

Cousin: I'm no angel. Look in MY face. Pinch me. I am your cousin. Stop the crazy talk and get moving.

Traveler: Do you know Jesus? I mean, really know Him as your Savior. Have you got your name in the Book?

Cousin: I'll get around to it someday. I have lots of time. Only old people die.

Traveler: That's what I thought. It's not true. Accept Jesus before it's too late. I was there. I was in Heaven. It was beautiful! There were mansions and gold gates. I saw an angel that looked a lot like you.

Cousin: That's crazy talk. I'll come back when you are awake. Make it fast.



Traveler: You taught me stuff...stuff about Heaven and God and Jesus. My name was in the book. I had a heart-One Standard Soul. I earned stars on my heart. You said God looked inside me to see how I got ready for Heaven.

Cousin: I'm worried about you. You never talked like this before today.

Traveler: I was dead. If it was a dream, it was a doozy. What I tell you can save your life. I walked on golden streets. I drank water from a crystal fountain. There was no night there!

Cousin: Tell me all about it. I've been thinking about being a Christian.

Traveler: I was so happy that I made a decision to follow Jesus. You can ask Him into your heart too. It was an awful feeling thinking my name would not be in His book.

Cousin: I don't know what happened to you but I am convinced. Heaven is a Place Called Home and I want to go there with you. Tell me all about it. After the game!

Traveler: I'm telling you, you look like an angel to me. I heard sometimes we entertain angels without knowing it. If you are an angel, you better tell me.

Cousin: Aww, come on. Don't talk crazy. (Turn and privately give a 'thumbs up' and a BIG WINK to the audience.)

Exit Together



Open House: Fly!



Jay is the serious business of Heaven.
~CS Lewis

*Until we meet again...
May the kindness of God precede you.
May the wisdom of God be with you.
May the Light of God follow you.*

Students and teachers show off decorated work areas, sing songs and eat. Families tour Heaven and enjoy a summer evening at your church

All costumed leaders are responsible to be in their work area during Open House.

Choose an Open House time so a high percentage of parents can attend. If the week ends on Friday, plans a Friday evening program.

If VBS is in the evening, do not eliminate students' last day of programming. Some churches present their closing program on Sunday. Eliminate the Open House if no common time can be found.

Fly! Schedule

7:00 P.M.	Welcome and Opening Prayer
7:02 P.M.	Earth Angel Director Introduction
7:07 P.M.	Students Sing!
7:10 P.M.	Recite Scripture Verses
7:15 P.M.	Students Sing!
7:20 P.M.	OFFERING
7:25 P.M.	Teacher Appreciation
7:30 P.M.	Students Sing. Close In Prayer
7:40 P.M.	Dismiss group to tour all areas
8:30 P.M.	Staff Clean Up Begins



The Story Teller:

Wings!



Hear from Heaven, your dwelling place.

1 Kings 8:30

*This fifteen minute daily segment provides rest time
and a delightful story adventure.*

Student groups recline on the floor with pillows.

Listen to a five day story adventure told by Wings, your Story Teller.

Who Is Wings?

Be a friendly Everyday Angel and teller of stories. Greet small groups. Tell a continuing daily story. Choose a quiet room away from noisy activities. Students hide away and listen to a five day story in fifteen minute segments.

Costume?

Follow program tips for dressing as an Everyday Angel. The Story Teller is named 'Wings' so wear a pin or necklace shaped like angel wings.

Decorations?

Choose a quiet indoor/outdoor spot. Seat group on the floor. Sit in a comfortable chair. Scatter floor pillows where students relax. Blow a gentle fan across the dimly lit room. Create a quiet, story telling atmosphere.

Who Hears The Story?

All student groups. Preschool students are scheduled but substitute another activity as desired. Discuss choices with the preschool team.

What Story Should I Tell?

Our story is a five part Chip and Clare Conley Twin adventure. Complete Tell Aloud story printed in five chapters. Flip chart line drawings make the story come to life. End at an exciting part each day so everyone comes back to hear what happens.

ORDER SEPARATELY from website or call us!





Music: Starlight Singers

*I heard a sound like massed choirs in Heaven singing,
'Hallelujah! The salvation and glory and power are God's!'
Revelation 19:1 tm*

*'Starlight Singers' is a fifteen minute music session
for small groups. Sing praise and worship choruses
featuring terrific Heavenly themes!*

Decorate!

Meet at 'Roll Around Heaven All Day' Opening and no decoration is needed. If meeting in a smaller room, make the area bright and fun. Decorate the piano with stars, large and small. Make them from posterboard and spray gold/silver glitter. Across one wall make separate large stars with one letter per star: S-T-A-R-L-I-G-H-T S-I-N-G-E-R-S

Print song titles on separate large stars and attach to all walls. Other phrases and scripture verses may be printed too! Use your imagination to create messages of hope and Heaven for all ages.

*"Sing to the Lord a new Song..." Psalm 33:3
Twinkle Where You Are!*

Scatter twinkle lights everywhere. Ceilings, floors, corners, music stands...fill the space with "Twinkle".

Costume!

Dress as an Everyday Angel. Use the curriculum suggestions and design your own simple angel appearance. Have fun with the process. Become "Twinkle" The Angel with Sparkle!

Songs!

You have just hit the jackpot of Christian music themes! Christian song writers love to write songs about Heaven. Here is a list to get you started. Have fun! It should be a great week of 'Heaven Up' singing!



'Heaven Up...Halo There' Melodies!

Don't miss the fun of our five original Heavenly songs written and produced at Glory Sound Studios, Winston-Salem, NC. Jonathan Miller is a premier choral writer, band orchestration composer and musician. He has written five fun songs that can be taught easily. Teach the entire group more about Heaven using these delightful choruses!



Music package includes split channel CD (so easy to use), piano sheet music, lyrics only sheets!

Check our online music catalog for current prices.

TITLES: "Beautiful City", "The Book of Life", "My Halo", "Heaven On Earth", "I'm Going to Heaven". (Listen to music samples in our MUSIC online catalog: www.cemlife.com)

Choose Songs From These Music Collections. Check our www.cemlife.com online music catalog for current prices.

PREVIEW PROGRAM ONLY
NOT FOR USE
PLEASE PURCHASE

All The Best Songs For Kids



230 Praise songs, Choruses and Children's Favorites for Preschool Through Preteen. This is one of the best treasures of Praise and Worship songs we have seen in a long time! Songs are divided by age group and by topic for easy reference. Alphabetical and topical index provided. Songbook includes melody, words, piano accompaniment and chords. Flexible and easy to use!

Purchase the songbook only or choose the package deal which includes full songbook, 4 CD in a split channel format. So easy to teach with these CD's. Perfect for every part of your children's ministry! Purchase from CLOSE ENCOUNTERS MINISTRIES or check the internet.

Take a look at a few song titles: He Has Made Me Glad, Coming Again, He'll Be Comin' Down From Heaven, In My Father's House, Jesus Is Living in Heaven Today, Soon and Very Soon, There Is A Redeemer...and many more!



Sing A Song of Scripture



100 Scripture Songs For Kids compiled by Ken Bible, Lillenas Publishing Co. Purchase songbook and split CD from CLOSE ENCOUNTERS MINISTRIES or check the internet.

Take a look at a few song titles: Cares Chorus, Did You Ever Talk to God Above, The Heavens Are Telling, The Heavens Declare, I Will Enter His Gates, What Do You Give a God Who Has Everything, Glory To God In the Highest, Seek Ye First, We Will Glorify.

The Ultimate Praise Songbook For Kids

50 Songs, Hymns and Choruses arranged by Joseph Linn. Lillenas Publishing Company. Purchase songbook and split CD from CLOSE ENCOUNTERS MINISTRIES or check the internet.

Take a look at a few song titles: Yes, Lord, Yes, Let's Talk About Jesus, All Night, All Day Angels Watching Over Me, Hallelu.



PREVIEW PROGRAM ONLY
NOT FOR USE
PLEASE PURCHASE

...And More Ideas!

More Music Available in Various Places: Heaven Is A Wonderful Place, Climb, Climb Up Sunshine Mountain, The Countdown Song (Somewhere In Outer Space).



Teach a few sweet old hymns about Heaven: In the Sweet Bye and Bye, When We All Get To Heaven, Shall We Gather At The River, This World Is Not My Home, Swing Low, Sweet Chariot, When The Roll Is Called Up Yonder...and so many more!


Harp & Halos, Joni Eareckson-Tada audio CD can be found at www.amazon.com and other websites. 10 songs in Joni's sweet style: When I Have Wings, A Little Bit of Lots of Big, Highway To Heaven, Dancin' In the Clouds...and more.

Notes:



Games: Playing In Paradise

Children are the hands by which we take hold of Heaven.
Henry Ward Beecher



Enjoy a fifteen minute small group game time. Choose games that are the best for your children. Active, fast paced activities that encourage running, jumping, laughing and friendship work great.

Decorate!

Choose an indoor/outdoor area large enough for various activities. Select a grassy spot away from traffic. If indoors, choose a large space.

Dress The Part!

Follow curriculum suggestions to become an Everyday Angel. Remember there will be fast paced activity so don't wear any clothing that slows you down.

Game Stuff!

Gather supplies according to the equipment needed for each game. Choose age appropriate games. Play gentle games with preschool. Enjoy rough and tumble activities with older students. Stock up a few simple first aid items—just in case!

Treasures From Heaven!

Well, almost treasures from Heaven. Choose a few small prizes to award each child at the end of each game session. Soft candy or individual bags of chips/chex mix are popular (No hard candy). Award stickers, plastic rings, necklaces or similar tiny prizes to make it fun every day. www.orientaltrading.com is a great place to start the treasure search.



Games To Die For!

Here are a few game suggestions. There are many wonderful games. Choose a collection that are popular with local kids. Plan more than needed in case one activity is short or unpopular. Move on and keep the group moving quickly. Plan age appropriate games for younger children.

Marshmallow Race: Large marshmallows. Two teams. Each team gets a bag with one marshmallow for each player. Stand 10-15 feet apart. Each player stands and eats their treat. Walk the bag to the next player until everyone has eaten and then crosses the finish line together.

Treasure Hunt: Small treasures (plastic gold coins, jewelry, candy), zip lock bags for each treasure hunter. Option: blind folds. Scatter small treasures in large area. Throw treasures as far as possible. Players rush to capture as much treasure as possible. Make the hunt challenging by blindfolding each player. Show off treasure when game ends.

Pin The Halo On The Angel: Use one of the curriculum angel graphics. Enlarge on posterboard. Give students tiny post-its, blindfold, try to get their sticker closest to the halo.

Halo Toss: Toss bean bags through hula hoops. Three tosses per player.

Heavenly Bubbles: Create bubble relays. Blow bubbles through hoops. Let younger players just blow bubbles for fun.

Balloon Break: Relay teams and balloons. Blow up balloon. Run to a chair, sit on balloon until it breaks. First team to break all balloons wins. Or prepare balloons before the game session. Not good for young students. They do not like to break balloons so let them toss balloons to the finish line.

Air Relay: Feathers or Balloons. Blow or push by fanning with a paper plate. Keep them in the air to the goal. Student teams compete as a relay or one student at a time.



String Relay: Kite string or balls of twine. Relay teams. First person runs the string completely through clothing top to bottom, next person bottom to top. At the end of the line, reverse the process and take string out of team clothing. First team to have string out and back in the proper roll is the winning team.

Cloud Ball Fun: One full sized sheet per group. (Use a parachute if available) Lots of light, blow up beach balls various sizes. Students toss balls into the air. Play music while students surround the sheet and toss. Some students may sit underneath while music is played. Suggestion: "Happy" by Pharrell Williams or fast paced Christian choruses.

Steal The Halo: Tie fabric into a circle. Two teams. Each team member is assigned a number. There should be identical numbers on each team. Call a number. Those children run toward the halo. Grab it and run behind his team line to safety. If tagged, he loses point, if not wins a point. Play until each number has been called.

Notes:

PREVIEW PROGRAM ONLY
NOT FOR USE
PLEASE PURCHASE



Snacks: My Blue Heaven Café

Manna From Heaven

He rained down manna upon them to eat and gave them food from Heaven. Man did eat the bread of angels; He sent them food in abundance.

Psalm 78:24-25

Visit a celestial sidewalk café where heavenly food is served in abundance. Give snacks heavenly names. Serve local favorites or try some of ours!



Decorate!

Set up a sidewalk café indoors or outdoors. Card tables covered with blue plastic table coverings and/or blue and white place mats should be scattered in the area.

Make table centerpieces. Consider vases of white flowers with blue curling ribbon tied to thin sticks (chopsticks) and placed between the flowers. Add stars, angel stickers or anything that twinkles to each small table.

String twinkle lights in greenery or along the walls. Borrow a garden arch to place at the entrance. Inexpensive metal arches can be purchased online. Decorate the arch with blue and white silk flowers, ribbon and twinkle lights.

Costumes!

Follow curriculum suggestions to become Everyday Angels. If white chef hats are available, place tinsel around each one. Wear white aprons. Remember this is a hard working kitchen crew. Costuming should be simple and should not interfere with stove top or oven access.



Serving Manna!

This is Heaven. The café should reflect a delightful specialness. Serve food on sparkling silver trays. Use the best clear glass, real dishes and silver available. Make the extra effort and treat students like they are feasting in heavenly places. Make it more than cookies and kool aid on paper plates. They will remember the experience into their adult years.

Mood Music!

Ask people to be strolling musicians or street singers. Think of violin, guitar, flute, harmonica, harp, handbells, chimes. Street mimes are fun. Play quiet Christian CD's. Ask a pianist to play familiar choruses while the groups eat.

Manna Menu!

Give the menu an authentic touch by naming each snack. Use the simple recipes suggested or be creative with foods your gang loves.

GENTLE SUGGESTION TO KITCHEN ANGELS

Do not provide alternative snacks for students who refuse to try unique menu items. Most students are willing to try a "no thank you" helping. Refill when students want more. Do not be held hostage to bad attitudes. If students refuse to eat what is served, they can eat when they get home. Complainers become enthusiastic, proud they tried something new if you hold the line. The only exception is allergy or health concerns. Those concerns will be listed on registration form or verbally communicated by parent.

Angel Food Cake With Strawberries

Cut angel food cake in small slices and serve with sliced strawberries. Drizzle with chocolate syrup or top with whipped cream. Serve with ice cold milk.

Devil's Food Cupcakes

Yes, even in Heaven we get to taste this delicious treat. Bake chocolate cupcakes. Frost with chocolate frosting and top with strawberry slice. Serve with vanilla ice cream.

Ambrosia

Make a mixed fruit salad. Serve in small dessert dishes. Include apples, bananas, cherries, mandarin oranges, pineapple and coconut flakes (optional). Serve with cold fruit drink.



Jello Salad

Make a variety of jello flavors. Top with whipped cream and serve with vanilla wafer cookies. Serve with cold drink.

Manna From Heaven

The Bible says manna was angel's food from Heaven. It resembled a sweet wafer with honey and coriander seed...The Bread of Heaven. Create an earthly copy of manna. Here is an idea:

Flour tortilla cut into angles, drizzled with olive oil and baked about 10 minutes. Drizzle honey on top of the hot tortilla to serve. Shake a little confectioner's sugar as desired.

Matzo Buttercrunch ~ More Manna From Heaven

Delicious! A great way to make a creative manna for fun.

Toasting the matzo enhances the flavor and helps it stay crisp. Keep a close eye on the buttercrunch as they bake. Remove them from the oven as soon as they begin to bubble and spread the sugar mixture evenly over the matzo crackers. This recipe is sticky, so cover your baking sheet with aluminum foil and parchment paper for easy cleanup.

6 (6-inch) unsalted matzo crackers
½ C. Unsalted butter
1 C. Packed brown sugar
½ C. Semisweet chocolate mini chips, finely chopped

Preheat: 375 degrees

Line pan cookie sheet with aluminum foil, cover foil with parchment paper. Arrange matzo crackers in a single layer on pan, cutting them as necessary to fit. Bake 375 degrees for 5 minutes or until crackers are lightly browned. Reduce oven temperature to 350 degrees.

Combine butter and brown sugar in a small saucepan, bring to boil, stirring often. Cook 3 minutes, stirring constantly. Pour mixture over matzo. Bake at 350 degrees for 10 minutes or until the mixture bubbles. Sprinkle evenly with chocolate. Cool slightly, refrigerate 30 minutes or until chocolate is set. Break into 36 pieces.

Yield: 36 servings

Eden's Apple Temptation

Warm tortillas on stove top or microwave. Add apple pie filling while tortilla is flat. Roll. Drizzle with caramel sauce. Serve with a side of whipped cream. Decorate plate with sprinkled cinnamon and sugar combination.



Golden Gate Cake

This is truly a delicious dessert for ANY occasion!

Yellow box cake 1 can crushed pineapple
1 jar apricot pie filling ½ Cup sugar
1 Box Instant Vanilla Pudding 1 2/3 Cup milk
One Container Cool Whip Chopped or crushed nuts

Bake yellow cake mix. Poke holes in cake with a fork. Bring pineapple, apricot filling, sugar to a boil. Pour cooled mixture over cake. Make pudding with 1 2/3 C. Milk. Pour pudding on top of mixture on the cake. Cover with Cool Whip. Sprinkle with nuts. Refrigerate. Serve with cold milk.

Pink Cloud

1 - 9 oz. Can crushed pineapple w/juice 1 C. Evaporated milk
1 Box cherry Jello 1 T. Lemon juice
2 T. Sugar

Heat pineapple to boiling, mix jello and sugar. Pour liquid over jello mixture and stir until dissolved. Chill until partially set. Chill milk until ice crystals form. Add lemon juice and whip until stiff. Fold pineapple mixture into whipped milk. Chill until set.

Heavenly Homemade Cookies

Make a variety of cookies. No store cookies. These heavenly cookies must be big and warm and delicious. Serve with cold milk.

Ice Cream Sundae

Vanilla Ice Cream and a variety of popular toppings. Let students put their own toppings on the sundae. Chocolate, caramel, strawberry, banana, nuts, whipped cream, pineapple.

Funnel Cake

There are many popular recipes. Use your own or one found on the internet or use this simple recipe.

2 beaten eggs combined with 1 1/3 C milk.
Stir into bowl with 2 C. Flour.
4 T. Sugar ½ t. salt 1 t. baking powder
2 t. baking soda
Beat well.

Put ladle of batter into container with pouring spout. Drizzle batter into hot oil until desired size. Turn with fork as it browns. Take out of oil and place on paper towel when both sides are golden brown. Dust with powdered sugar. May be served plain. Serve while hot.



Consider a variety of options that are quick and easy. Fruit tarts, pie, cakes of all flavors, cupcakes, pizza, hot dogs, chicken nuggets, waffles, puddings, doughnuts.

Serve Leftover Snacks At Open House

Do not purchase large quantities of food to serve. Use what is available and when it is gone, the snack area closes. Make coffee, tea and cold drink.

Notes:

PREVIEW PROGRAM ONLY
NOT FOR USE
PLEASE PURCHASE





H.A.L.O Radio: Sky Pilots On the Air!

*Enthusiasm for Christ is contagious.
Has anyone caught it from you?*

Return to the exciting days of yesteryear when radio was king and people gathered in their parlor listening to their favorite show. Produce a backstage view of this special fifteen minute/day, five day radio show. From funny introductions to interesting interviews to commercials and breaking news, "Sky Pilots" is the best show ever ...On The Air!

Direct the show and guests from a single microphone. The entire radio show is read from loose leaf paper which is tossed on the floor when completed. This is a fun way to make the theme come to life in a new and interesting way for kids of all ages.

Use as many speakers as possible. They can speak as different people so that a small team can complete every part. It's fun! It's interesting! It's a childlike theater spot that everyone loves.

Go 'on the air' in a room where one end becomes the old fashioned radio studio and chairs are set up in rows as a studio audience. Keep it simple.

Signs Up!

Display wall signs representing radio show sponsors. Print messages on brightly colored stars. Spray with sparkly glitter.

H.A.L.O. RADIO
The Sound of Heaven
Presents; **SKY PILOTS! ON THE AIR!**

ON THE AIR - QUIET PLEASE!

SKY PILOTS -- On The Air
Brought to you by Heaven Up
The Soda With that Celestial Taste!

H. A. L. O RADIO STATION
BROADCASTING AT 777.7 FM
ALL DAY ALL NIGHT



Lights Up!

Shine a spotlight on the microphone or light that area brightly. Small lamps on the floor along the floor of each wall create a dark theater. Attach twinkle lights along the 'stage' floor.

Speak Up!

The "radio host with the most" guides the show with humor and enthusiasm. Speak into a standing microphone. Carry the show with your voice and over the top personality. Guests and news readers pop in to speak as directed. Use available people. Each script is read from beginning to end. No memorization necessary.

Set Up!

STUDIO: Plain, messy backstage kinds of items work best. One (or more if available) standing microphone in the middle where host and guests stand. Use props as available. Dim lights, desk, chairs, stacks of paper, old piano, sound equipment, large signs:

H.A.L.O RADIO The Sound of Heaven 777.7 FM
QUIET PLEASE ~ WE ARE ON THE AIR
APPLAUSE!

MUSIC: Add old time radio flair with a CD of old radio shows available from web sites. Play while groups enter and exit as if the radio is truly on the air.

Option: Purchase our double channel CD which includes the HALO RADIO call sign. Play H.A.L.O Radio call sign at the beginning of each 'show'. Be prepared with several music CD's to fade in and out as each show proceeds.

Act Up!

Choose a small team of teens and adults. No costumes. Large headphones look great. No memorization. The same few enthusiastic people can be used from day to day as different radio guests. Follow directions for each radio show.

**NOTE: The beginning and end of each 'show' is identical.
It mimics the introductions and exits of real radio shows.**



Sky Pilots~On The Air!

Monday

Seat the studio audience.
Raise a sign to signal the show is to begin.

QUIET PLEASE
WE ARE ON THE AIR!

TODAY'S ACTORS: HOST, 2 NEWS READERS, ADAM

THEME MUSIC:

H.A.L.O RADIO Call Sign

(Available on the HEAVEN UP MELODIES CD from CLOSE ENCOUNTERS MINISTRIES.)



RADIO HOST: (Stand at the microphone. Read from script.) Coming straight to you from H.A.L.O. Radio studios. Yes, tune that dial to 777.7 FM every day for 'Sky Pilots On The Air'! Good day Mr and Mrs. Citizen from border to border and coast to coast and all the ships at sea. Let's go to press.

Heaven's favorite radio station is pleased to bring you a day filled with heavenly delight. Sit back, relax and enjoy the sounds of delightful celestial stories, news and more. Our good looking studio audience is settling in to enjoy our fifteen minute program and I am your favorite...and God's favorite...Radio Host With the Most! Yes, with a song in our heart"Very Good Productions" from deep within H.A.L.O. Radio Studios presents today's 'Sky Pilots ~On the Air'!

AUDIENCE: APPLAUSE SIGN
CD MUSIC Gets loud and fades

HOST: "Sky Pilots~On The Air" is pleased to offer a full array of t shirts and hats for your wearing pleasure. Call our friendly receptionist at 777-7777 and reserve your Sky Pilots uniform before they are gone. Yes, that is 777-7777. Call now. She's friendly!

Breaking News....Just In....The ticker tape shows new information concerning the sighting of angels in cities worldwide. Let's go live to our Sky Pilots correspondent in Paris, France. Giselle, are you there? This is Sky Pilots~On The Air calling to confirm the sighting of angels. Giselle, are you there?

GISELE: This is Gisele broadcasting live in Paris, France. I'm sorry to interrupt your programming but we have confirmed reports that one, if not more, angels has been spotted just outside the city of Paris in a sidewalk café.

HOST: Tell us, Gisele, can you see the angels from where you are standing. We understand that angels are unseen. Could this be a fake sighting?



GISELE: I see him with my own eyes. He is tall and wears a brilliant white robe. He is speaking to people sitting in the café. They seem fearful but calm. I will try to move closer to see if my microphone can pick up his voice.

ANGEL:and the message from the Lord of Angel armies is that all people of the earth have been blessed with the presence of Jesus, Son of God. Believe and be saved.

GISELE: Sir! Sir! May I have a word with you? We are on the air live with our Sky Pilots radio listeners.

ANGEL: I am always on the air live. My message is for people everywhere. Jesus, Son of God, tells the people of earth to believe and be saved. Accept Him as your Savior as scripture of old commands.

GISELE: May I ask another question....Wait! Wait! He has disappeared. He was here and now he is gone. Did anyone see where he went? Sky Pilots listeners, I cannot give you more information. The angel seems to have dissolved into thin air. This is Gisele for H.A.L.O. Radio reporting from Paris, France. Back to you in the studio.

HOST: Thank you, Gisele. Keep us posted. We now resume normal programming.

BIG I OF THE DAY

It is time for THE BIG I OF THE DAY....our daily Interview bringing listeners up close and personal with exciting news makers. Our guest today has agreed to meet us in the studio for an in depth discussion. Please give a Sky Pilots welcome to Eden's favorite gardener. Adam of Eden.

APPLAUSE SIGN

ADAM: Thank you for having me. You can read my life story in my new book, "Gardening With Snakes", available at bookstores everywhere.

HOST: Speaking of snakes, how did you cope with that big snake in the Garden of Eden? Seems like he was a poisonous thing.

ADAM: Changed my life. Changed my wife's life. Eve and I were never the same after we listening to that snake in the grass. Scary stuff.

HOST: God told you He wouldn't put up with bad behavior. You did it anyway. Why didn't you just sneak back into the Garden of Eden after He kicked you out?

ADAM: Oh, we tried. We thought if we crawled in the eastern section we could hide in the cave until God got over being mad at us. Didn't work.

HOST: Didn't work? Sounds like a good plan to me. God loved you. He surely got over you eating one piece of fruit. It was just one. Only one.



ADAM: Trust me, He didn't get over it. It was the most important fruit ever made. One taste caused us to be separated from God and He knew where we were every moment. Eve and I felt terribly sorry but it wasn't enough. God called it "sin".

HOST: Tell our audience, what did God do?

ADAM: He drove us out of the garden. He wasn't very nice about it. He placed angels with wings at the east end of the garden of Eden. Frightening creatures. They stood guard and I wasn't going to try to get past them.

HOST: Angels! Really? God actually sent angels to punish you? Did you think of heading west of the garden to sneak in after dark?

ADAM: Honestly, yes but God thought of it first. He placed a flaming sword which turned every way to keep us away from the Tree of Life. Flames, I tell you. Flames!

HOST: Couldn't you talk common sense to the angels? Explain your predicament?

ADAM: There's no talking to angels. They are messengers with a job to do and they serve one boss, God! No, we were doomed. Eve and I took up gardening after that. We tried to grow food. We were never good farmers. You cannot imagine how dirty your fingernails get digging in the dirt. We were sorry, pathetic people who wished we could go back in time and never listen to that slimy snake in the garden. We wish we had never eaten fruit from the Tree of Life.

HOST: Thank you for taking time to speak with us. We have been talking to Adam from the Garden of Eden. Read his adventures in his latest book, "Gardening With Snakes" available in bookstores near you.

APPLAUSE SIGN

A WORD FROM OUR SPONSOR: This part of our program is brought to you by "Harp and Horn Hotel". Clean, simple and charming. Arrive at your home away from home, use our convenient underground parking, relax by our bubbling waterfall.

Delight in our famous traditional breakfast featuring olives, bread and cold water for one pleasing silver dollar. Let Ramone, our Hospitality Hotel Keeper, serve you. This week only: For a small fee, become a member of H.A.L.O. Radio studio audience. Sign up today and enjoy a Harp and Horn Hotel vacation you will never forget. Make reservations early. After a long, dusty journey sleep in one of our heavenly rooms. This is Thomas Bodett saying, "We'll leave the lamp on for ya."



NEWS READER: AND NOW A WORD FROM GOD:

“So the Lord God sent him away from the garden of Eden to work the ground from which he was taken. He drove man out and stationed the cherubim and the flaming, whirling sword east of the garden of Eden to guard the way to the tree of life.”

Genesis 3:23-24

Back to our regularly scheduled program.

START MUSIC

(Choose any music and play CD soft to loud.)

HOST: (Speak over music played on CD) The time has come to say goodbye until tomorrow. Sky Pilots-On The Air has been written and produced by:

Our Writer/Director: Lois Steem and Willy Do-it

Our Producer: Kurt Reply

Our Audio Manager: Dewey Hafta

Our Child Behavior Specialist: Johnny B. Goode

Our Gardeners: Pete Moss and Rhoda Dendrum

Our Directors of Merriment: Ima Chuckling and Whatta Kneeslapper

Our Spiritual Counselors: Zeke and Ewell Find

Our Staff Cardiologist: Angie O'Plasty

Our Staff Physician: O. Howard Hertz

Our Snack Table Chef: Burt Toast

Our Gossip Columnist: Bud Inski

Our Luxury Car Providers: Iona Buick and Hugh Drive Cadillac

Our Staff Intern: Lois Rung

Our Teen Valet: Leo Tse Parker

Our Town Criers: Nina Clark and Alice Well

Our Traffic Reporter: U.B. Crawlín

Our Window Dressers: Curt and Rod

Our Wind surfing Instructor: Eileen Windy

Our Yodeling Instructor from Hawaii: Leo Del Lahey Hee O

And this is your Host with the Most signing off until tomorrow when Sky Pilots-On The Air returns for your listening pleasure. God bless your pea pickin' hearts!

PLAY:

H.A.L.O RADIO Call Sign



Sky Pilots—On The Air!

Tuesday

Seat the studio audience.
Raise a sign to signal the show is to begin.

**QUIET PLEASE
WE ARE ON THE AIR!**

TODAY'S ACTORS: HOST, NEWS/STORY READER, DR. SARAH BELLUM

THEME MUSIC:

H.A.L.O RADIO Call Sign

(Available on the HEAVEN UP MELODIES CD from CLOSE ENCOUNTERS MINISTRIES.)

RADIO HOST: (Stand at the microphone. Read from script.) Coming straight to you from H.A.L.O. Radio studios. Yes, tune that dial to 777.7 FM every day for 'Sky Pilots On The Air'! Good day Mr and Mrs. Citizen from border to border and coast to coast and all the ships at sea. Let's go to press.

Heaven's favorite radio station is pleased to bring you news filled with heavenly delight. Sit back, relax and enjoy the sounds of delightful celestial stories, news and more. Our good looking studio audience is settling in to enjoy our fifteen minute program and I am your favorite...and God's favorite...Radio Host With the Most! Yes, with a song in our heart...."Very Good Productions" from deep within H.A.L.O. Radio Studios presents today's 'Sky Pilots ~On the Air'!



AUDIENCE: APPLAUSE SIGN
CD MUSIC Gets loud and fades

HOST: "Sky Pilots~On The Air" is pleased to offer a full array of t shirts and hats for your wearing pleasure. Call our friendly receptionist at 777-7777 and reserve your Sky Pilots uniform before they are gone. Yes, that is 777-7777. Call now. She's friendly!

BIG Q OF THE DAY: WHO ARE ANGELS?

Yes, it's that time we all love. 'Sky Pilots' answers the Big Questions of the Day sent in by listeners around the world. Answering today's BIG Q is the famous professor, Dr. Sarah Bellum. Welcome to the show, Dr. Bellum. Today's Big Q of the Day is: WHO ARE ANGELS? Dr. Bellum, we turn the mike over to you. What do you know?

Dr. Sarah Bellum: Thank you for having me on 'Sky Pilots On The Air'. It is a pleasure to be part of the program. I can answer the Big Q of the Day. My studies have shown the word 'angel' means messenger. God created angels one angel at a time. Each angel is unique.

Host: Does that mean 'unique' up on them? (Sneak) That's just a joke, listeners. You mean angels don't have mothers and fathers?



Dr. Bellum: That is correct. God created angels one at a time. There was a time when some angels chose to follow the leadership of Lucifer (Satan). The rest are still doing the good things God has asked them to do. They are not like humans. They are not like God. They are strong and noble and kind.

The Bible says angels can only be in one place at one time. It's quite enjoyable to think we might meet and greet an angel and not even know it. Hebrews 13:2 says, "Some have entertained angels unaware." But...angels sometimes appear in dazzling white and blazing glory (Matthew 28:2-4). Sometimes angels have wings but they probably don't really need wings to get from one place to another.

Host: I've always loved those cute pictures of chubby little babies with teeny tiny wings. I could just pinch their cheeks.

Dr. Bellum: I hate to burst your bubble but angels are never chubby babies, always full grown men. When people in the Bible saw an angel, they usually fell on their faces in fear and awe. Not once did they reach out to hug a cute baby and shout, "Coochy, coochy, coo".

Host: Wow, that's amazing. What do grown up angels actually do?

Dr. Bellum: They have specific job descriptions. They worship and praise God, bring messages, guide, provide, protect, deliver, strengthen and encourage, answer prayer, care for believers at the moment of death.

Host: Wow, when do they sleep?

Dr. Bellum: Umm, Angels do not need to sleep. They work 24/7 looking out for us. I would like to add one more thing. Look around. Do you think there is an angel in the studio today? How about the person sitting next to you? How about me? You never know. Be kind to everyone you meet. You never know when you entertain an angel unaware.

Host: This BIG I OF THE DAY has been a BIG I (eye) opener. Let's give Dr. Sarah Bellum from the Institute of Heaven Studies a big round of applause. Thank you for being our guest and you are welcome back to "Sky Pilots" Radio Show any time.

Dr. Bellum: Thank you for listening and...just one more shout out....Hi Mom!

APPLAUSE SIGN

BREAKING NEWS

Breaking News....The ticker tape shows activity over the small town of Indigo, Indiana. It appears the entire town has gathered in the town square to pray for the nation. This is unprecedented in the history of the country that 100% of any population has called upon the Name of God to honor and bless anything or anyone. We will stay tuned to the situation to see if these faithful people are rewarded for their eager prayer enthusiasm.



HOST OR NEWS READER: THE REST OF THE STORY –IF I WERE THE DEVIL

One angel decided to run away from God. He was once a beautiful angel but when he tried to take God's job, he was kicked out of Heaven and lives on Earth keeping people from loving God. He is quite evil.

What would I do to keep people from loving God if I were the devil. Maybe I would pop out in an ugly mask and scare them. No, that would make them run to God. Maybe I would tell lies about God. I could do that but God told the truth in His Word and by sending Jesus. What to do? I know!

I would make myself look like their best friend. I would then tempt people to do bad things to displease God. They will never know it was me.

I would make them love all their stuff and use people to get more stuff instead of using their stuff to show God's love and loving people.

I would convince people that honesty is not really that important and leaders can lie and cheat to get their own way. I would begin with kids and teach them how to cheat on tests in school to get good grades the easy way. I would teach kids to lie to their parents and their friends. Who would know?

I would take God out of the schools where even saying His name gets kids and teachers into big trouble. It sounds so right but it is so wrong.

I would come up with yummy drinks that fog the mind and look terrific to young people and then I would get popular sports to advertise them.

I would put fun shows on tv every night so kids think bad things are funny and fun to do. They might even think they should not obey their parents because kids on tv make fun of parents.

I would convince people that church is stupid and out of date and that the Bible is not true. I would make them especially sleepy and lazy on Sunday mornings.

I would dull the minds of Christians and make them believe that prayer is not important and faithfulness and obedience to God isn't important. I could whisper, "Don't pray, don't pray, don't pray." That will cut their power to Heaven!

I would make doing the right thing wrong and the wrong thing right.

Yes, that's what I would do.

I GUESS I WOULD LEAVE THINGS PRETTY MUCH THE WAY THEY ARE!

Now you know the rest of the story!



NEWS READER: AND NOW A WORD FROM GOD:

“And no wonder, for even Satan disguises himself as an angel of light.”

II Corinthians 11:14

Back to our regularly scheduled program.

START MUSIC

(Choose any music and play CD soft to loud.)

HOST: (Speak over music played on CD) The time has come to say goodbye until tomorrow. Sky Pilots-On The Air has been written and produced by:

Our Writer/Director: Lois Steem and Willy Doit

Our Producer: Kurt Reply

Our Audio Manager: Dewey Hafta

Our Child Behavior Specialist: Johnny B. Goode

Our Gardeners: Pete Moss and Rhoda Dendrum

Our Directors of Merriment: Ima Chuckling and Whatta Kneeslapper

Our Spiritual Counselors: Zeke and Ewell Find

Our Staff Cardiologist: Angie O'Plasty

Our Staff Physician: O. Howard Hertz

Our Snack Table Chef: Burt Toast

Our Gossip Columnist: Bud Inski

Our Luxury Car Providers: Iona Buick and Hugh Drive Cadillac

Our Staff Intern: Lois Rung

Our Teen Valet: Leo Tse Parker

Our Town Criers: Nina Clark and Alice Well

Our Traffic Reporter: U.B. Crawlín

Our Window Dressers: Curt and Rod

Our Windsurfing Instructor: Eileen Windy

Our Yodeling Instructor from Hawaii: Leo Del Lahey Hee O

And this is your Host with the Most signing off until tomorrow when Sky Pilots-On The Air returns for your listening pleasure. God bless your pea pickin' hearts!

PLAY:

H.A.L.O RADIO Call Sign



Sky Pilots—On The Air!

Wednesday

Seat the studio audience.
Raise a sign to signal the show is to begin.

**QUIET PLEASE
WE ARE ON THE AIR!**

TODAY'S ACTORS: HOST, NEWS/STORY READER, 2 PEOPLE ON THE STREET

THEME MUSIC:

H.A.L.O RADIO Call Sign

(Available on the HEAVEN UP MELODIES CD from CLOSE ENCOUNTERS MINISTRIES.)

RADIO HOST: (Stand at the microphone. Read from script.) Coming straight to you from H.A.L.O. Radio studios. Yes, tune that dial to 777.7 FM every day for 'Sky Pilots On The Air'! Good day Mr and Mrs. Citizen from border to border and coast to coast and all the ships at sea. Let's go to press.

Heaven's favorite radio station is pleased to bring you news filled with heavenly delight. Sit back, relax and enjoy the sounds of delightful celestial stories, news and more. Our good looking studio audience is settling in to enjoy our fifteen minute program and I am your favorite...and God's favorite...Radio Host With the Most! Yes, with a song in our heart "Very Good Productions" from deep within H.A.L.O. Radio Studios presents today's 'Sky Pilots ~On the Air'!



AUDIENCE: APPLAUSE SIGN
CD MUSIC Gets loud and fades

HOST: "Sky Pilots~On The Air" is pleased to offer a full array of t shirts and hats for your wearing pleasure. Call our friendly receptionist at 777-7777 and reserve your Sky Pilots uniform before they are gone. Yes, that is 777-7777. Call now. She's friendly!

AND NOW A WORD FROM OUR SPONSOR: SLICED BACON

'Sky Pilots On The Air' is brought to you today by our sponsor ...SLICED BACON. Nobody doesn't love sliced bacon. It is crisp. It is warm. It is delicious with eggs and it makes mother's meatloaf a dreamy delight. Our bacon pleases the nose of the fussiest eater. Buy SLICED BACON wherever the best bacon is sold. Ask for us by name...SLICED BACON. It's the best bacon this side of Heaven. Don't forget...SLICED BACON...You'll be glad you asked!

BIG Q OF THE DAY-- CAN WE SEE ANGELS?

Host: Today we ask THE BIG Q OF THE DAY to a typical citizen on the street. We are standing at the intersection of Main and Sycamore Streets in our hometown. I see a likely guest approaching the microphone now. Ma'am, may I ask you a question. We are live with "Sky Pilots On The Air", Radio station 777.7 all day, every day.



Guest: I listen to that radio show every day. I'd be glad to answer the Big Q.

Host: Today's BIG Q is " Can We See Angels?" What do you know?

Guest: I bet we could see angels if we had the right kind of eyes. Maybe angels are all around us, keeping us safe and we don't even know it. Maybe we would see Jesus walking along this very street with His hand on our shoulder. Just maybe we would look up on that hill and see whole armies of angels waiting for God's command.

Host: Very insightful. What else do you know?

Guest: Until we have those special eyes, we have to believe God has important reasons to make angel work quiet and behind the scenes of our lives. Even though we cannot see them, the Bible says they are with us. Sometimes angels make a special, surprise appearance. Most of the time we never know they visited until they have gone. Even then we probably don't guess they were helping us.

Angels can see in the light or dark. They never have to stop their work. Our ordinary eyes cannot do that but the eyes of our heart can see. When we believe the words in the Bible, we see all the wonderful things God does every day. Someday we will have those eyes and when we finally see all that God has been doing we will know that Jesus never leaves us. Never ever.

Host: Thank you for your time. Here comes another citizen who may be able to answer another BIG Q OF THE DAY. Hello! This is "Sky Pilots On The Air" asking citizens on the street the BIG Q. Will you help us?

NEWS READER: - WE INTERRUPT THIS BIG Q SEGMENT FOR A WORD FROM GOD:

"Yes, says the Lord, I will do mighty miracles for you." Micah 7:15
Back to our regularly scheduled program.

Host: Here is the second BIG Q How do angels get from Heaven to Earth and back to Heaven?

Guest: Now that's a good question. Let me think about how I travel around? Walk, bike, car, motorcycle, bus, train, plane, horse, carriage. I doubt that angels need any of that but I know they are special.

Some angels have wings but they don't really need them. It could be that in Heaven, if angels want to travel, they just 'think' where they want to go and they are there instantly.

Host: Wouldn't that be fun? Where do you 'think' you would like to go?

Guest: I would just go home. I'm so tired of walking to work every day. It would be a treat to 'think' home and be there instantly.



Host: Thank you for your insight. This has been SKY PILOTS ON THE AIR, BIG Q OF THE DAY. Back to the studio for the remainder of today's program

THE REST OF THE STORY

Today's "Sky Pilots On The Air" Rest of the Story is about a man who felt alone, really alone. His name was Jake. Jake wrecked his whole life at home by cheating his twin brother. He lied, he cheated and he stole the one thing his brother wanted most, the blessing of their very old, blind dad. It was awful. And to make the whole thing worse, Jake's mom was in on the sneaky deal. When all was said and done, Jake had to get out of town fast.

He walked, he ran, he trekked through desert and forest. Exhausted, Jake found a safe spot to sleep. One problem. He forgot his pillow. You know, the big, soft, fluffy pillow that is the only one you can sleep with for naps and all night long. Yep, THAT pillow! So what did he do? He found a big, old rock. It was flat and kind of looked like a pillow. Did the trick. He must have been tired because he fell asleep fast.

Jake dreamed. What a dream it was. In his sadness and loneliness, he dreamed there was a ladder set up on the earth. The top of it reached all the way to heaven. He saw lots of angels of God going up and down the ladder.

That's not all! At the very top of the ladder Jake saw the Lord standing above it. The Lord said, "I am the Lord, the God of Abraham your father and the God of Isaac. I am going to give you the land where you are sleeping. Even all your children and your children's children will own this land. They will be blessed and happy."

The best words Jake heard came next. "I am with you and will keep you wherever you go. I will bring back to this very land. I will not leave you until I have done everything I promised." When Jake woke up he said, "The Lord is in this place for sure! I didn't even know it." He was very afraid but he believed the Lord's words and named the place 'Bethel' which means 'House of God'.

Guess what? That is not the end of the story. What about those angels? Were they real? Were they just a dream? Many years later Jesus said, "Truly I am telling you, Someday you will see Heaven open and the angels of God going up and coming down upon the Son of man." (From John 1:51) He meant they would be coming and going on the word of Jesus Himself, the Lord! Jesus would be the ladder to Heaven.

And that, my friends, is the Rest of The Story!

Host: That's a wrap! If you keep looking up, you will be reminded that God never leaves you alone and Heaven's Door is always open to you.

Remember today's "Sky Pilots On The Air" has been brought to you by our favorite sponsor, SLICED BACON. Ask for it at your favorite grocery store today. Be sure to ask your mom to serve you SLICED BACON for breakfast tomorrow.



START MUSIC
(Choose any music and play CD soft to loud.)

HOST: (Speak over music played on CD) The time has come to say goodbye until tomorrow. Sky Pilots~On The Air has been written and produced by:

Our Writer/Director: Lois Steem and Willy Doit
Our Producer: Kurt Reply
Our Audio Manager: Dewey Hafta

Our Child Behavior Specialist: Johnny B. Goode
Our Gardeners: Pete Moss and Rhoda Dendrum
Our Directors of Merriment: Ima Chuckling and Whatta Kneeslapper

Our Spiritual Counselors: Zeke and Ewell Find
Our Staff Cardiologist: Angie O'Plasty
Our Staff Physician: O. Howard Hertz

Our Snack Table Chef: Burt Toast
Our Gossip Columnist: Bud Inski
Our Luxury Car Providers: Iona Buick and Hugh Drive Cadillac

Our Staff Intern: Lois Rung
Our Teen Valet: Leo Tse Parker
Our Town Criers: Nina Clark and Alice Well

Our Traffic Reporter: U.B. Crawlín
Our Window Dressers: Curt and Rod
Our Windsurfing Instructor: Eileen Windy
Our Yodeling Instructor from Hawaii: Leo Del Lahey Hee O

And this is your Host with the Most signing off until tomorrow when Sky Pilots~On The Air returns for your listening pleasure. God bless your pea pickin' hearts!

PLAY:

H.A.L.O RADIO Call Sign



Sky Pilots—On The Air!

Thursday

Seat the studio audience.
Raise a sign to signal the show is to begin.

QUIET PLEASE

WE ARE ON THE AIR!

TODAY'S ACTORS: HOST, NEWS/STORY READER, BIG Q GUEST

THEME MUSIC:

H.A.L.O RADIO Call Sign

(Available on the HEAVEN UP MELODIES CD from CLOSE ENCOUNTERS MINISTRIES.)

RADIO HOST: (Stand at the microphone. Read from script.) Coming straight to you from H.A.L.O. Radio studios. Yes, tune that dial to 777.7 FM every day for 'Sky Pilots On The Air'! Good day Mr and Mrs. Citizen from border to border and coast to coast and all the ships at sea. Let's go to press.

Heaven's favorite radio station is pleased to bring you news filled with heavenly delight. Sit back, relax and enjoy the sounds of delightful celestial stories, news and more. Our good looking studio audience is settling in to enjoy our fifteen minute program and I am your favorite...and God's favorite...Radio Host With the Most! Yes, with a song in our heart "Very Good Productions" from deep within H.A.L.O. Radio Studios presents today's 'Sky Pilots ~On the Air'!



AUDIENCE: APPLAUSE SIGN
CD MUSIC Gets loud and fades

HOST: "Sky Pilots~On The Air" is pleased to offer a full array of t shirts and hats for your wearing pleasure. Call our friendly receptionist at 777-7777 and reserve your Sky Pilots uniform before they are gone. Yes, that is 777-7777. Call now. She's friendly!

AND NOW A WORD FROM OUR SPONSOR: THE AMAZING WRIST RADIO

Today's program is brought to you by a sponsor every kid loves; The Amazing Wrist Radio. Want a wrist radio like the one used by the famous detectives that really works? Yes! Imagine receiving regular broadcasts up to 50 miles. Tune in your favorite stations and get years of listening pleasure. This is your own personal wrist radio that permits you to listen to your favorite program without disturbing others. And there are no batteries, no tubes...nothing to wear out.

Think what fun it is playing games, pretending to transmit messages and getting help in the nick of time. You're sure to be the leader of the gang now! Complete with private earphone and easy to connect. Wear it like a watch...listen in like a radio. Tune to your favorite local stations. Money Back Guarantee. And today only, to the first caller, we offer one free Amazing Wrist Radio! YES, FREE! Call now: 777-7777 and say 'Sky Pilots' is your favorite radio show. Now, back to the program.



BIG Q OF THE DAY: DO PEOPLE BECOME ANGELS WHEN THEY DIE?

Host: Today's BIG Q has been asked by listeners far and wide. To answer the BIG Q we have invited a special guest with inside knowledge. This guest has been writing about Heaven for years. Yes, our expert of the day is the famous author Ivan Inking! Let's give Ivan a rousing 'Sky Pilots' welcome.

APPLAUSE

Guest: Thank you for that kind introduction. Do you want the short answer or the long answer to the BIG Q?

Host: Let's go for short first.

Guest: No.

Host: Ok, let's go for the long answer.

Guest: No.

Host: Really? This is going to be a short interview if you refuse to answer.

Guest: I did answer. The short answer to the BIG Q is....NO! People do not become angels when they die.

Host: Oh! I get it. Well, thank you very much, author and world wide lecturer, Ivan Inking. We have enjoyed your visit today.

Guest: Wait! I'm not done. That was just the short answer. Let me give the long answer.

Host: I forgot! What is the long answer?

Guest: Angels are not super humans. They do not marry or have children. When we get to Heaven we will be welcomed by these wonderful creatures created by God Himself one by one. You and I cannot be angels even with we wanted to be and tried to be good and kind and loving.

I know, I know. Your moms and dad call you 'angel' when you are being good. People often say, "God needed another angel. That's why the baby died or that's why Grandma went to Heaven." Not true! People cannot be angels here or there or anywhere, ever.

As far as we know, angels have always lived in Heaven and have never lived on Earth. We live on Earth and will go home to Heaven someday. Angels have bodies made for Heaven and we have Earthbound bodies that cannot fly or think like an angel.



Host: I want to know more. What family are angels part of in Heaven.

Guest: Angels have always belonged to Jesus. Humans are different in that each of us must ask Jesus to come into our lives in order to join Heaven's family. I wonder if I will have an angel neighbor in Heaven. Will I play games with angels? Will we eat dinner together? Maybe angels will give me a tour around my new Home. I wonder what an angel's house looks like.

Host: I am convinced that people never become angels. Thank you for sharing with us. This has been your host with famous author and lecturer, Ivan Inking.

NEWS READER: WE CONCLUDE THIS BIG Q SEGMENT WITH A WORD FROM GOD:

"The Lord saves those who fear him. His angel camps around them."

Psalm 34:7

Back to our regularly scheduled program.

THE REST OF THE STORY-KITCHEN ANGELS

There was a bowl of candy sitting on the table at Clara's house. Clara's mother noticed Clara looking at the candy. "Don't eat any candy until after dinner. You will spoil your appetite." The candy looked so good and the temptation was so great. "Just one little piece won't hurt," Clara thought. "No one will ever know."

Did you know Jesus was tempted just like Clara? Jesus went into the desert where He was tempted by Satan for 40 days. Can you imagine not eating for 40 days? We would probably die of hunger! Jesus was hungry. Satan knew he was hungry. He said, "Jesus, if you are really the Son of God, turn these stones into bread."

It went on and on. Jesus had good answers. "It is written, 'Man does not live by bread alone'. Satan wanted Jesus to bow down to him. He wanted Jesus to jump off a high tower. Jesus just calmly said, "Do not put the Lord your God to the test."

All of us have been tempted to disobey God and lie or cheat or be sneaky. When Jesus said, "Absolutely not", do you know what Satan did? He gave up!

And there is more! When Satan went away God sent angels, I like to call them Kitchen Angels, with delicious food and drink to give to Jesus. I am sure Jesus enjoyed that food very much! **And that, my friends, is the Rest of The Story!**

Host: That's a wrap! When we are tempted to disobey God, remember He is always waiting to help. Once in awhile He may even send Kitchen Angels.

Remember today's "Sky Pilots On The Air" has been brought to you by our favorite sponsor, THE AMAZING WRIST RADIO. Become the kid on the block with the best gadget ever. THE AMAZING WRIST RADIO. Today's free radio was won by our first caller, Johnny B. Goode.



START MUSIC

(Choose any music and play CD soft to loud.)

HOST: (Speak over music played on CD) The time has come to say goodbye until tomorrow. Sky Pilots~On The Air has been written and produced by:

Our Writer/Director: Lois Steem and Willy Doit

Our Producer: Kurt Reply

Our Audio Manager: Dewey Hafta

Our Child Behavior Specialist: Johnny B. Goode

Our Gardeners: Pete Moss and Rhoda Dendrum

Our Directors of Merriment: Ima Chuckling and Whatta Kneeslapper

Our Spiritual Counselors: Zeke and Ewell Find

Our Staff Cardiologist: Angie O'Plasty

Our Staff Physician: O. Howard Hertz

Our Snack Table Chef: Burt Toast

Our Gossip Columnist: Bud Inski

Our Luxury Car Providers: Iona Buick and Hugh Drive Cadillac

Our Staff Intern: Lois Rung

Our Teen Valet: Leo Tse Parker

Our Town Criers: Nina Clark and Alice Well

Our Traffic Reporter: U.B. Crawlín

Our Window Dressers: Curt and Rod

Our Windsurfing Instructor: Eileen Windy

Our Yodeling Instructor from Hawaii: Leo Del Lahey Hee O

And this is your Host with the Most signing off until tomorrow when Sky Pilots~On The Air returns for your listening pleasure. God bless your pea pickin' hearts!

PLAY:

H.A.L.O RADIO Call Sign



Sky Pilots—On The Air!

Friday

Seat the studio audience.
Raise a sign to signal the show is to begin.

QUIET PLEASE

WE ARE ON THE AIR!

TODAY'S ACTORS: HOST, NEWS/STORY READER, BIG Q GUEST

THEME MUSIC:

H.A.L.O RADIO Call Sign

(Available on the HEAVEN UP MELODIES CD from CLOSE ENCOUNTERS MINISTRIES.)

RADIO HOST: (Stand at the microphone. Read from script.) Coming straight to you from H.A.L.O. Radio studios. Yes, tune that dial to 777.7 FM every day for 'Sky Pilots On The Air'! Good day Mr and Mrs. Citizen from border to border and coast to coast and all the ships at sea. Let's go to press.

Heaven's favorite radio station is pleased to bring you news filled with heavenly delight. Sit back, relax and enjoy the sounds of delightful celestial stories, news and more. Our good looking studio audience is settling in to enjoy our fifteen minute program and I am your favorite...and God's favorite...Radio Host With the Most! Yes, with a song in our heart "Very Good Productions" from deep within H.A.L.O. Radio Studios presents today's 'Sky Pilots ~On the Air'!



AUDIENCE: APPLAUSE SIGN
CD MUSIC Gets loud and fades

HOST: "Sky Pilots~On The Air" is pleased to offer a full array of t shirts and hats for your wearing pleasure. Call our friendly receptionist at 777-7777 and reserve your Sky Pilots uniform before they are gone. Yes, that is 777-7777. Call now. She's friendly!

AND NOW A WORD FROM OUR SPONSOR: PEPSOGATE TOOTHPASTE

Today's program is brought to you by the best kid toothpaste ever. Created and designed by kids themselves, PEPSOGATE TOOTHPASTE comes in a variety of kid friendly flavors. Never again will a kid say, "I hate my toothpaste". Instead the sound of, "Mmm, good. Peanut butter and jelly". Yes, that is right. Buy PEPSOGATE today and grab a taste of wild. Your mouth will never be the same again.

Of course, PEPSOGATE offers the same tired flavors like peppermint, bubblegum and cinnamon but go crazy and try our brand new flavors. Be the first in your school to brush with honeybee stingers, wet socks, sandy beach and dust bunny flavors. For adventurous souls, brag that you brushed with spinach, pizza, dog food, cat flavored and beetle juice gel. There's nothing like shocking friends and family with PEPSOGATE TOOTHPASTE. Buy it today!



THE BIG Q OF THE DAY: WHAT IS THE NEWS ANGELS LOVE BEST?

Host: Today we dig into more questions from our loyal radio listeners. Most folks out there in radio-land want to know how much angels know about what happens here on Earth. They especially want to know how people get to Heaven. "Sky Pilots On The Air" has invited a guest to answer the BIG Q with information tucked away in just one tiny verse of scripture. Give a big 'Sky Pilots' welcome to Crystal Shanda Lear!

APPLAUSE

HOST: I love news. News is my life. I have always wondered how news gets around Heaven. So, to satisfy my personal curiosity, our media specialist, Miss Crystal Chanda Lear, has agreed to research the BIG Q OF THE DAY. What have you discovered?

Guest: My research led me to places I never expected. I quickly discovered there is no television or radio or newspapers in Heaven. When folks in Heaven want to know something, they just know it!

HOST: How can that be? There must be a super duper computer system tucked away somewhere up there.

Guest: Not that I have discovered. I don't know how news gets around Heaven, but it does. The more important BIG Q is what is considered NEWS in Heaven. What exactly do angels want to hear? And I found it! Listen to this:

"I tell you there is more joy in heaven over one sinner who changes his heart and life, than over ninety-nine good people who don't need to change...There is joy in the presence of the angels when one sinner changes his heart and life." Luke 15:7, 10

That's the key! Angels want to hear when even one person on Earth—one man, woman, boy or girl, asks Jesus to be their Savior. That is BIG NEWS in Heaven. Jesus says our Heavenly Father's heart is filled with great joy when someone says yes to His gift of eternal life. He laughs and sings and celebrates!

HOST: Isn't that great? Who knew God would be so happy over little ol' me?

Guest: Angels naturally want to please God so they laugh and sing and celebrate right along with God. Let's imagine you said, YES! I am a sinner who does wrong things. YES! I want God to forgive me. YES! Jesus died for me and I believe it. YES! I give myself to Jesus the best I can. Guess what? The news flashes across Heaven in a moment. Angels are jumping up and down, whistling and clapping. They are rejoicing because you said YES to Jesus! That is the BIG NEWS.

HOST: That is the best news I have heard in a very long time. I can almost hear the angels shouting right now. Thank you for sharing your research with us, Miss Crystal Shanda Lear.



NEWS READER: TODAY'S SCRIPTURE

"There is joy in the presence of the angels
when one sinner changes his heart and life."

Luke 15:7

THE REST OF THE STORY: LOSING AND WINNING

Have you lost something important? A toy, a book, clothing? Maybe you lost your dog or cat. Could it be you lost your mom in the grocery store? How did you feel? Yikes! It was awful. I bet you ran around looking everywhere.

I know about a lost lamb. The shepherd counted "one, two, three..." All the way to ninety nine. There should be one hundred but one little lamb was missing. Counted again. Still ninety nine. The shepherd started the search. He searched high and low until he found that little lamb stuck in the bushes. He carried it home on his shoulders shouting, "I found the little lamb that was lost!"

I know about a lovely young woman who owned ten expensive coins. Each coin was worth a lot of money. One day she counted nine and discovered one coin was missing. What did she do? She swept that little house with a broom, moved every bit of furniture and check every coat pocket. Finally, there it was sticking in a little hole in the floor. She called her neighbors. "I found the coin! It was in that hole over there!"

I know about a boy who was very mean to his father. He hated living at home. It was old and boring. His dad always had jobs for him to do. He finally said, "I'm outta here." Life was hard and the boy was in trouble all the time in the big city. At home, his dad was sad. He looked down the road every day. Sure enough, one day that rascally son came walking home. The dad shouted, "I found my son! He was lost and now he's found! Yay! He's home!"

That's not the end of these stories. The best feeling in the world is to find something that was lost. The shepherd probably clicked his heels together he was so happy. The young woman told everyone she was happy to find her coin. The father hugged his boy and welcomed him home. That's just like Jesus. When one of His children are lost in sin in this ugly old world, Jesus is sad. When that child says Yes to Jesus, all of Heaven shouts and claps their hands.

And That's the Rest of The Story!

Breaking News: Word has arrived at our Sky Pilots newsroom that children across the world are hearing the story of Jesus for the first time. Results at the polling center have been amazing. Thousands of decisions for Christ mean Heaven will be bursting at the seams. More mansions must be built. More angels must be sent to Earth to assist the new believers. There is joy breaking out in Heaven all over the place. Stay tuned for more breaking news at 777.7 FM H.A.L.O. Radio. Back to our regularly scheduled programming.



AND NOW, A FINAL WORD FROM OUR SPONSOR

SKY PILOTS ON THE AIR has been brought to you today by our friends at "Fred's Feather Beds", the bed with that angel feather feel. Need a good night's sleep? Fred's Feather Beds have a unique Heavenly air chamber design that allows each sleeper to adjust the feather bed to the firmness or softness preferred.

Fred custom builds any feather bed to his client's personal curves. Most feather beds roll off the assembly line but not Fred's beds. He cares about your rest and Fred knows each angel individually who donate feathers graciously. Remember: Call Fred today and reserve your own feather bed for the best night's sleep in eternity!

HOST: It is time to say a final farewell to our loyal listening audience. It has been a pleasure to serve you day to day in a heavenly way. May you always remember how much you are loved. Salvation is the gift that keeps on giving. One more word for the day:

An African boy searched for a gift for his teacher. She told him, "A gift is an expression of our joy over Jesus and our friendship with people." The boy brought his teacher a seashell of amazing beauty. "Where did you find such a beautiful shell," she asked. The boy said there is only one spot where such glorious shells are found. He named a secluded bay several miles away. The teacher was speechless. "Why, it's gorgeous, wonderful. You shouldn't have gone all that way to get this gift for me." With bright eyes, the boy said, "Long walk, part of gift." That's what Jesus did for you. Never forget it!

This is Sky Pilots On The Air, signing off one final time from H.A.L.O. RADIO, 777.7 FM. May God bless your pea pickin' hearts!

NOT FOR USE
PLEASE PURCHASE

START MUSIC
(Choose any music and play CD soft to loud.)

HOST: (Speak over music played on CD) The time has flown by and it is time to say goodbye. 'Sky Pilots-On The Air' has been written and produced by:

Our Writer/Director: Lois Steem and Willy Doit
Our Producer: Kurt Reply
Our Audio Manager: Dewey Hafta

Our Child Behavior Specialist: Johnny B. Goode
Our Gardeners: Pete Moss and Rhoda Dendrum
Our Directors of Merriment: Ima Chuckling and Whatta Kneeslapper

Our Spiritual Counselors: Zeke and Ewell Find
Our Staff Cardiologist: Angie O'Plasty
Our Staff Physician: O. Howard Hertz



Our Snack Table Chef: Burt Toast
Our Gossip Columnist: Bud Inski
Our Luxury Car Providers: Iona Buick and Hugh Drive Cadillac

Our Staff Intern: Lois Rung
Our Teen Valet: Leo Tse Parker
Our Town Crier : Alice Well

Our Traffic Reporter: U.B. Crawlin
Our Window Dressers: Curt and Rod
Our Windsurfing Instructor: Eileen Windy
Our Yodeling Instructor from Hawaii: Leo Del Lahey Hee O

And this is your Host with the Most signing off until another day when Sky Pilots-On The Air returns for your listening pleasure. God bless your pea pickin' hearts!

PLAY:

H.A.L.O RADIO Call Sign

PREVIEW PROGRAM ONLY
NOT FOR USE
PLEASE PURCHASE



Heaven Up Bible Workshops


Tips For Teachers

*“In my Father’s house are many rooms.
If it were not so, would I have told you
that I go to prepare a place for you?”
John 14:2*

Each Bible Workshop takes your gang on a heavenly adventure where Everyday Angel leaders guide them to Jesus and His wonderful gift of salvation. Good News is loudly proclaimed!

Enjoy heavenly activities, memorize scripture, hear Bible stories and complete a craft in 45 minutes. If the leadership team decides to have a separate craft time, the workshop should last 30 minutes.

Student groups visit one Bible Workshop each day. By the end of the week, they experience all five workshops!



PREVIEW PROGRAM ONLY
NOT FOR USE
PLEASE PURCHASE
Heaven Up Bible Workshops

Bible Workshop #1:

Heaven Forbid!

Spiritual Theme:
Memory Verse:
Bible Story:

Acts 12
Craft

Dungeon Escape!

Escape From Sin
Psalm 138:7
Peter Escapes Prison

Bible Workshop #2:

Knocking At Heaven’s Door!

Spiritual Theme:
Memory Verse:
Bible Story:

John 10:1-15
Craft

Heaven’s Door

Entrance To Heaven
Matthew 7:7
Jesus Is The Door



Bible Workshop #3:

Spiritual Theme:
Memory Verse:
Bible Story: Luke 18:9-14

Pray It Up!

Craft

Pr-Air Port

How To Pray
I Thessalonians 5:17
Pray The Right Way

Bible Workshop #4:

Spiritual Theme:
Memory Verse:
Bible Story:

Treasure In Heaven!

Craft

God's Throne

Jesus Is Our Treasure!
I John 3:2
Hidden Treasure In A Field

Bible Workshop #5:

Spiritual Theme:
Memory Verse:
Bible Story:

Dressed For Success!

Craft

Gabe's Armor Repair Shop

Put On God's Armor!
Ephesians 6:11
Wearing Armor

PREVIEW PROGRAM ONLY
NOT FOR USE
PLEASE PURCHASE

Decorate!

Follow curriculum suggestions or create your own Heaven on Earth. Search your attic, garage and backyard to give a heavenly feel to the space. Make simple items from construction paper, posterboard and cardboard. Create dramatic lighting with floor lights and darkness. Find fun, inexpensive accessories at your home, friends' homes and in second hand shops. Whether you keep it simple or have a blast going 'over the top', have fun!

Costume and Character

Dress like an Everyday Angel. Heaven Up Angels are really God's angels in disguise. Follow curriculum suggestions or design your own angel disguise. If desired, dress as what is considered a traditional 'angel look'. Whatever the costume, have fun with becoming a self assured angel leader with a 'ssh, let's keep my identity a secret' fun attitude!



Memory Verse Activity

Teach one scripture verse. If you prefer a specific scripture version or think of another activity, change it. Shorten the verse to match the age group.

Bible Story

Heaven Up Bible stories involve fun themes which lead your young students to Jesus. Ask questions. Simplify material for younger students. Older students participate in discussion and read scripture. Be casual, sitting on the floor with the group and telling the Bible story with great enthusiasm.

Craft Projects

Reserve one corner of the room to complete a craft project. The project must be simple enough to complete in one session.

Divide craft parts into kits. Place supplies in front of each student. If younger students need help, ask parents or helpers to assist.

Our craft suggestions may not fit your needs. Adapt the activity or find another project. Have fun crafting!

Decide whether keeping completed projects until Open House or taking them home each day works for your event. Communicate the decision so all Bible Workshop leaders do the same thing.

Time Management

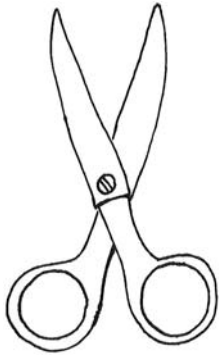
Groups complete their 'Heaven Up' activities in one session. If suggested activities cannot be completed within the allotted time, choose the most important details and omit the rest.

Notes:

**IF GOD DIDN'T FORGIVE SINNERS,
HEAVEN WOULD BE EMPTY!**



Craft Suggestions



Each craft project must be completed within the Bible Workshop time frame unless it has been determined to create a separate craft time. Homemade projects are great! Choose projects that fit the Heaven theme. Consider student ages and abilities as well as time constraints.

Suggestions from three excellent companies can be purchased through their catalogs or at their convenient online web sites. Their prices are fair and may change.

S&S Arts and Crafts

1-800-243-9232

www.ssw.com

Call to request a catalog.

Shop directly from their easy to use website.

Guildcraft Arts and Crafts

1-800-345-5563

www.Guildcraftinc.com

Call to request a catalog.

Shop directly from their easy to use website.

Oriental Trading Company

1-800-228-2269

www.orientaltrading.com

Call to request a catalog.

Shop directly from their easy to use website.

S&S Arts and Crafts

Wind Chime Sun Catchers: Ladybug, butterfly and bumblebee (4 of each).
Pre assembled. 3 1/4" to 5 1/4". Each hangs approximately 9".. BTP-SG850

Stained Glass Pendants. Who says stained glass is just for windows? 12 each
of flower, circle, heart and square. 1 3/4" Cord included. Pack of 48!

Wood/Shell Cross Pendants: Necklaces are in pack of 16. CO135

Sand Art Cross Necklace: Pack of 24. RE535.

Beaded Cross Necklace: Pack of 12 RE150

Heavenly Gliders: Makes 50 RE175

Color Me Foam Crowns: Makes 12 CM147

Super Foam Crowns: Makes 12 GP1685



Holy Spirit Candle Tin Punch: Makes 15 RE304
Angels Everywhere: Makes 12 RE529
"Believe" Flag Craft Kit: Makes 24 RE536
Christian Key Ring Craft Kit: Makes 50 C34656
+ MORE

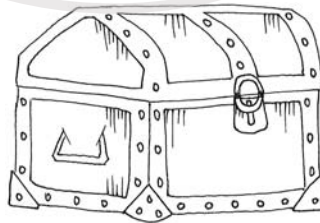
Guildcraft Arts & Crafts

Nail Cross Necklaces 441-354
Cross Coasters 501-062
Blessed Bracelets 402-453
Angel Hands 190-017
Jesus Is the Answer Puzzle 216-016
+ MORE

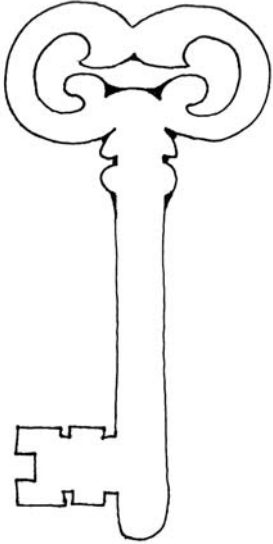
Oriental Trading

Walk His Way Prayer Box IN-13692811
God is the King of All Sign Crown IN-13596686
Inspirational Words Sand Art Magnet (FAITH...PRAISE...JESUS) IN-48/8177
+ MORE

PREVIEW PROGRAM ONLY
NOT FOR USE
PLEASE PURCHASE



Bible Workshop #1: Dungeon Escape!



*"Never doubt in the dark what God has shown you in the Light."
~ Anonymous*

Spiritual Theme: Jesus Is The Key To God's Promise

Jesus is the key to Heaven. Jesus made a personal promise to rescue people from sin. If life becomes a dark, sinful dungeon, escape! Even in the dark, God is there.

Decorate The Dungeon!

Create a dark, dirty prison cell. Darken the room. Place a cot or bedroll in one corner with a bucket of water. Stuff dirty rags in corners. Twist black crepe paper from ceiling to floor for prison bars. Scatter crumpled paper on the floor. If a strobe light is available, flash it for a short time as students enter the dungeon. Hand print a tattered brown cardboard sign:

ESCAPE IS WITHIN YOUR GRASP! BELIEVE AND BE SAVED-MAKE THE KEY!

SIGNS: Print God's Promises on walls by hand printing on ragged brown cardboard. Add your own favorites or drawings to the dungeon walls.

*"Though I am surrounded by troubles,
You will bring me safely through them."
Psalm 138:7*

*"Come to me, all you who are weary and burdened and I will give you rest."
Matthew 11:28*

*"And this same God who takes care of me will supply all your needs from his
glorious riches, which have been given to us in Christ Jesus."
Philippians 4:19*

*"No! Despite all these things, overwhelming victory is ours through Christ,
who loved us."
Romans 8:37*

|||| |||| |||| |||| |||| ||||
DAYS IN DUNGEON

Get Me Out of Here!



Play a CD of screeches and crashing sounds. Place black spiders and cobwebs along the walls. Hide a rubber rat in one corner. Look around the garage and attic for old, junky pieces of furniture and odds and ends to make the space look like a prison. Provide warm water and stale bread on a platter to offer as food.

Young Students: A dungeon is lots of fun for older students but may frighten the 'youngest among us'. Change the ambiance to meet their needs on the days they visit. Eliminate spiders, rats, skeletons, scary sounds, etc. Light the area. Tone down dungeon activities to fit the age.

The Prisoner: One actor becomes a raggedly dressed prisoner cringing on the cot. This is a person who has refused to make his key to the promise of God. The prisoner remains unrepentant all week even when groups encourage the person to make a Promise Key. The prisoner may assist the leaders and speak but is constantly negative about following God. Life in the dungeon does not seem as frightening as the journey to Heaven. Be vocal about not making a Promise Key. **A FUN CONCLUSION:** Introduce a freshly dressed prisoner at Open House with the Promise Key hanging around his/her neck.

Costume and Character: Dungeon Keeper

Follow curriculum tips for becoming an Everyday Angel. Be firm but kind as the dungeon keeper. Help groups escape by explaining how to make the key of escape.

Dungeon Welcome

Spend time in this Dungeon and learn how to escape sin and continue your journey to Heaven. Sometimes the good things of the world distract from God's best things. It never hurts to stop and turn back to the promises of God. Today is that stop and listen time. So, learn from your prison time. Let's hope it is the only day you ever spend in a dungeon!

Scroll Message: Attach Jesus' message to a rolled up paper scroll. Trim the scroll as desired to make it look like a royal message.

Let me read a special message Jesus left for us. We are never out of God's sight, even if we are in a deep, dark, dungeon. He knows where we are and sees us when we cry. Listen carefully:





Dear One,

You may think you don't want to hear about sin but it is something we must talk about today. Do not think that is all I think about but I want you to be unchained, unburdened and free! Your sins can be totally forgiven! I will show you the way you should go. If you trust Me you will be surrounded with God's mercy.

Life is full of choices. In your personal life, you cannot always figure out what is good and what is bad. The enemy walks the earth like a roaring lion seeking who he can devour. The good news is that I am Jesus Christ, the Lion of the Tribe of Judah, come to earth to win over sin, to tie up and get rid of the enemy of God and to bring eternal life to everyone who believes in Me.

My Life is what you want in your very soul. I created you to desire a life full of goodness and joy, light and truth, love and mercy, purity and peace. There is a Cross shaped hole in your spirit that only I can fill.

In order for you to fill your life with goodness and all I have to offer you, you must empty the space that is full of regrets, feelings of guilt and the sense of separation from Me. Do not turn and walk away. In the end you will love following the path I place before you. Believe Me, obey My words and you will find the abundant life...life like you've never had it..you are looking for. That is the way out of this dungeon.

*I love you! Your God Forever,
Jesus, The Christ*

What a wonderful message from Heaven! I have great hope that we will find our way out of this dark dungeon. Let's go!



Memory Verse:

Jeremiah 29:11

Secret Message: Today we sneak a secret message out of the dungeon. After all, we want to escape this cold, dark, troubled, miserable place. First we must find the hidden message. Look around the dungeon to see what looks like it could be hiding something.

**“For I know the plans I have for you...
They are plans for good and not for disaster,
To give you a future and a hope”
Jeremiah 29:11**

Opposite Side/Face Outward:
**It is no SECRET what God can do,
What He’s done for others
He’ll do for you!**

Teacher: Hand print the memory verse on a jagged piece of brown cardboard. Print second message on the opposite side. Tape the sign, **memory verse toward the wall**. Let students search, gently guide them with clues. Detach the sign and teach the verse aloud. Replace the sign on the wall to display the memory verse. (Shorten for younger students.)

Bible Story:

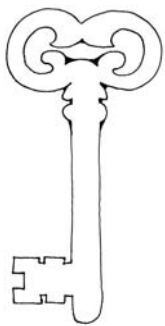
Peter Escapes Jail

From Acts 12: It was a miracle! And not just any old run of the mill miracle. This was a super duper, amazing, miracle that only God could do.

WHO WAS PETER? Peter was Jesus’ friend. He wasn’t the perfect friend. He made mistakes and even hurt Jesus’ feelings but in the great scheme of things, Peter was a faithful friend. When Jesus died and rose from the grave, Peter was one of the guys who saw it all. He was afraid and denied Jesus. He hid in a dark house after Jesus went back to Heaven.

In the end, Peter told everyone about Jesus. It was a dangerous thing to do. Powerful people didn’t want to hear that Jesus was God’s Son and their Savior. Can you see it coming? Yep, Peter ends up in jail.

THE CRIME: Peter told people God’s good news of salvation through Jesus. He would not stop talking even when ordered to stop and was beaten.



THE PUNISHMENT: King Herod threw Peter in jail and ordered four squads of four soldiers to guard him. That is a lot of guards for one prisoner. Herod was taking no chances that Peter would escape.

THE VERDICT: Herod sentenced Peter to death...the very next day!

THE SECRET POWER: Little did Herod know Peter's secret power. It was the **Promise** that God would take care of Peter. Plus, Peter had **friends who never stopped praying**. Those friends wanted God to save Peter.

THE JAIL: Time for God to put Heaven's plan in motion. Peter was sleeping...really sleeping hard. Can you imagine that? He was going to die the next day and yet he fell asleep like a baby. It was dark. It was gloomy. It was scary. Two guards were chained to Peter. Two guards stood at the dungeon door. It was a done deal. Peter would die in the morning.

THE ESCAPE: Suddenly light flooded the dungeon. An angel shook Peter. "Peter, wake up. Hurry!" The handcuffs fell off Peter. The angel said, "Get dressed. Grab your coat and let's get out of here." Peter thought he was dreaming. He didn't believe there was an angel in the dungeon.

THE MIRACLE: Past the first guard and then the second, Peter and the angel walked quickly and quietly. The chained guards never woke up and the door guards never saw them pass. It was a miracle! The prison gate opened on its own and they were out on the street. Free! Free! Free!

THE TRUTH: When they got to the first corner, the angel left and went his own way. Peter was alone. It was the first moment he was sure God sent his angel and rescued him. God kept His promise to protect Peter.

THE FRIENDS: Peter hurried to Mary's house where everyone was praying. He knocked on the door. Rhoda, a servant girl, came to the gate. She heard Peter asking to be let in. She was so excited that she forgot to unlock the gate. There he was, standing alone in the street in the middle of the night.

THE REUNION: "You're crazy. It wasn't Peter. It must have been his angel." Rhoda knew she wasn't crazy so she kept saying, "It's really Peter." He kept knocking on the door. Finally, everyone went to the door. There he was in the street! They went wild! Peter calmed them down and told his dungeon escape story. There was a lot of celebrating!



THE REST OF THE STORY: Peter got out of town so he would be safe. Back at the dungeon the jail was in an uproar. "Where is Peter? What happened to Peter?" When no one could find him, Herod was angry. He said, "Off with their heads!" and that was the end of the poor guards. Herod was so disgusted with the whole thing that he went on vacation.

Yay God!

What Do We Learn?

Trust God's Promises

There is a way for you to escape any danger.

1. Be on guard all the time.
2. Trust the promise that God will keep you safe.
3. Keep your eyes on Jesus.
4. Jesus is the KEY to the dungeon door!

Hey! That's the key to the dungeon escape. Each of you must make a personal key. Believe in Jesus and make a key to remind you to trust the promises of God.

Craft: *Promise Of God Key*

Making a key is a simple, homemade project. It will not take much time. Students make large 'Promise of God' keys. Make copies of the pattern on heavy paper for strength. Students cut out their key, string ribbon, yarn or twine through the key and wear it around their neck.

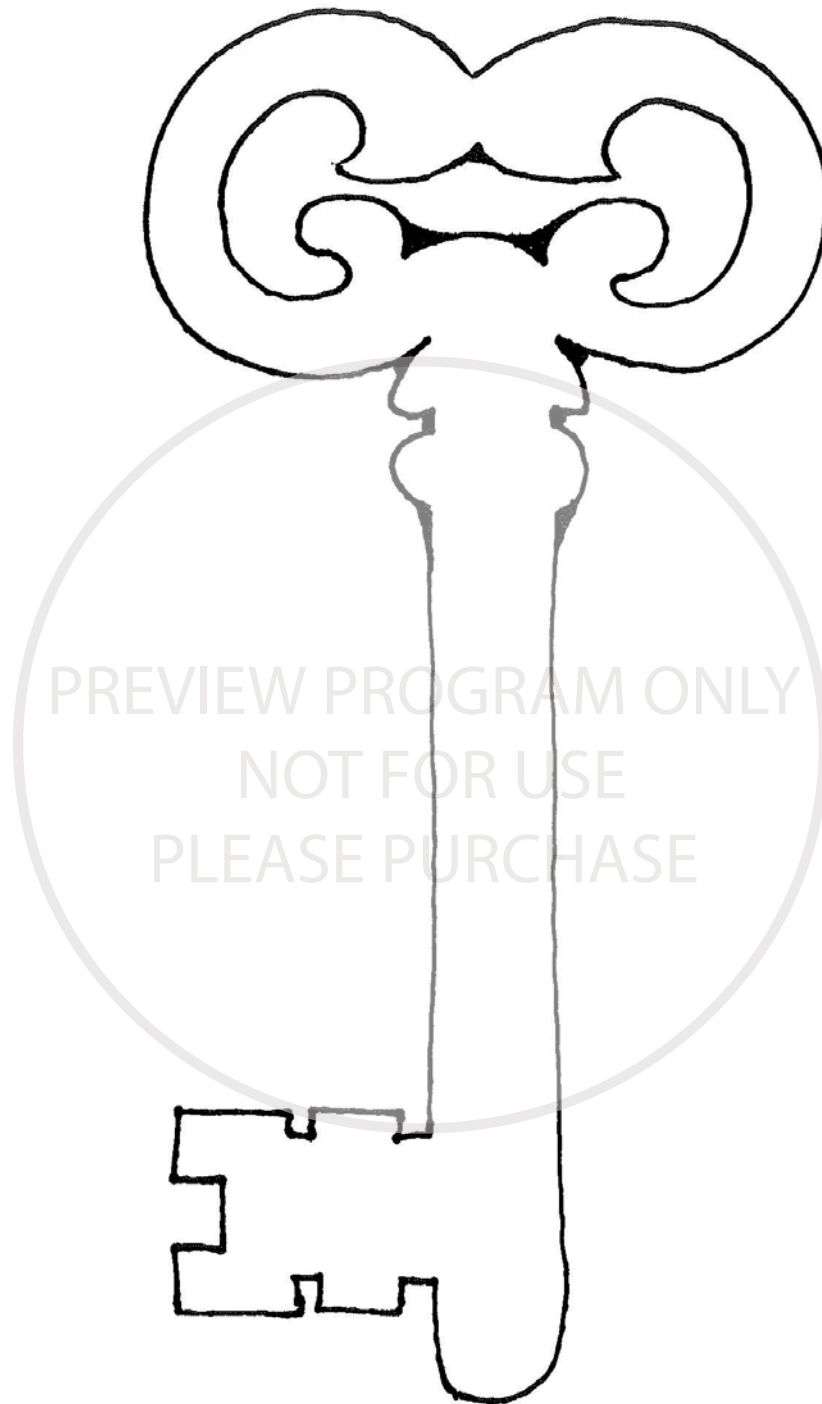
Let the students pretend to open the door with their keys. Ring a bell and cheer as each student escapes!

Option: If there is a willing woodworker, ask for wooden key shapes to be cut out for each student. The keys may be painted or stained with liquid wood stain. Print 'Promise of God' on one side and student name on the other side.

Notes:

**HAPPY is the person
who learns to WAIT as he PRAYS
and never loses PATIENCE,
for GOD'S TIME is the
BEST TIME!**







Bible Workshop #2: Heaven's Door

"I am the Way, the Truth and the Life..."
~ Jesus

Spiritual Theme: Are You Ready For Heaven?

Walking through the Door to Heaven will be the best event ever! Jesus said, "I am the Door: whoever enters through Me will be saved." John 10:9

By having a Heavenly Gate at one end of the room and a plainer entry door, the message is given, "You are not going through that big, fancy gate until you go through the Door of Jesus."

Decorate Heaven's Door!

Create a welcome center just outside Heaven. This Bible Workshop becomes a hospitality spot. It should be delightful, bright, cheerful.

Heaven's Door: Design a huge, fancy gate on one wall. Spray paint cardboard gold and pearl. It can include long strands of gold Christmas tinsel hanging from ceiling to floor. It can include inexpensive long strands of pearls. Check www.orientaltrading.com or other party catalogs or stores to find something fun and sparkly. Add blue and white balloons on the floor for a cloudy atmosphere. Spray the gates with gold glitter spray.

The Door: Print a large sign and post it on the entry door to the room.

**I am the Door:
Whoever enters
Through Me
Will be Saved!**
~Jesus

Serving Table and Welcome Snack: As students enter, welcome them warmly. Set up an elegant serving table. White linen table cloth, crystal and silver. Serve something delicious like samples of Sierra Mist/7Up/Ginger Ale and small pieces of chocolate (Hershey Kisses). Sign over the table in gold and glitter spray:

Welcome Home!



Wall Signs: Attach large gold and glittered signs. Print the messages in posterboard 'star' shapes. Intersperse with colorful stars of all sizes. If a picture of Jesus Knocking at the Door is available, display it.

**In My Father's House are many dwelling places.
If it were not so, I would have told you.
~Jesus**

**I go to prepare a place for you!
~Jesus**

**Here I am! I stand at the door and knock.
If anyone hears my voice and opens the door,
I will come in and eat with that person
And they will eat with Me.
~Jesus**

Pictures of Jesus: Display pictures of Jesus. Borrow them from friends. There are many wonderful versions available. There may be pictures in the church that can be gathered. Consider Sallman's Head of Christ, Jesus hugging young man, etc. Available at www.amazon.com

Option: There are great pocket cards (baseball card size), 25/pkg., available at www.christianbook.com Check it out and give each guest a card to take home with them. (Christ at Heart's Door, The Good Shepherd, Sallman's Head of Christ, etc.)

Lighting: Use small floor lights, white twinkle lights and even a color rotating ball disco lamp. (www.amazon.com). Darken the room and windows. All light should shine on and near the fancy gates.

Greenery: Place real/silk green plants and decorative trees around the edges of the room. Make it look like an outdoor garden spot with the gates as the centerpiece.

Seating: Students sit on the floor amongst the white balloons. Teacher sits on a chair covered in a white sheet.

Craft Table: Set up a craft project table at one end of the room. Students stand around the table if chairs are not available. They complete the entire chosen project at the end of the workshop.





Costume and Character:

Heaven's Gate Keeper

Become an Everyday Angel Hospitality Specialist. Welcome the group to Heaven's Gates and treat them as special, delightful travelers the entire time they are in the workshop. Follow curriculum suggestions.

Heaven's Door Welcome!

Welcome to Heaven's Gate! Those of us who live here call it 'The Door'. It is a wonderful place. This Door holds the promise of God that all who enter in inherit peace and find rest. "Enter through the narrow gate...The gateway to life is very narrow and road is difficult, and only a few ever find it." Matthew 7:13-14)

Scroll Message: Attach Jesus' message to a rolled up paper scroll. Trim the scroll as desired to make it look like a royal message.

Let me read a special message Jesus left for us. He left it just for us on this scroll. Listen carefully:

Hello My Friend:

The fact that you have discovered the Door makes Me happy! I hoped you would come to know Me better. I was willing to die on the Cross so that you can come to Me at any moment.

The Door was closed and sealed shut between you and God, our Heavenly Father! Communication was not possible because your heart was caught in the kingdom of this world...and We live in the kingdom of Heaven.

Now that the Door is no longer keeping us apart, the problem that keeps us apart is that your language is different. You think and speak like the world thinks. You do not expect Me to reach out to take your hand. I invite you -I challenge you- to make this walk of faith with Me.



You must choose to open the Door and enter into the life I have offered you. With my whole Being I am calling out your name and reaching out My Hand so you will choose to open the Door and come and live with Me forever in My House! This is the heart of it all!

*Love now and forever,
Jesus Christ, Son of The Living God*

What a wonderful message from Jesus. He knows that at this very moment we are standing at the Door of Heaven and He is waiting for us to open it and come to Him!



Let The Door Open Wide

Behind this fancy gate are wonders to behold. I am not allowed to take you there but I can tell you about what it looks like. Behind this gate is a spectacular city. It is called the New Jerusalem.

A river, clear as crystal, flows from the throne of God and of the Lamb (Jesus) flows down the middle of the city. On each side of the river there is a tree of life. That one tree grows twelve kinds of fruit every month.

The streets are pure gold, so shiny they look like glass you can see through. And the walls! Oh the walls of the city are decorated with every kind of jewel: emeralds, diamonds, and more!

No sun! No moon! No churches! The presence of the Lord is its' light.

And more! The real beauty of Heaven is that God lives there with us. We are His people and He will be with us and be our God. He will wipe every tear from our eyes. No more death. No more crying. No more pain.



Memory Verse:

Matthew 7:7

“Ask, and it shall be given to you;
Seek, and you shall find;
Knock, and the door shall be opened to you.”

I would love to have you open your heart's door to Jesus. We don't REALLY have a door in our heart but we can decide to follow Jesus with all our heart and soul by opening the very inner parts of us to faith in Christ.

I know a secret to the Door to Heaven. I want to share it with you. Jesus is the only way through that beautiful gate. He is the only way to see the wonders in the City of God. Our memory verse tells us the answer. (Print just 3 main words to read on handmade posterboard keys (spray painted gold), let students say the rest of each phrase together.)

1. **ASK:** Ask Jesus to forgive your sins.
2. **SEEK:** Look for Jesus in all you do.
3. **KNOCK:** Go after Jesus and knock on His door loudly.

When you ASK, SEEK and KNOCK, Jesus opens the Door and says, “Come in, child! You are part of the family! And that is how you get to Heaven.

Bible Story:

Jesus Is The Door

From John 10:1-15: People in Jesus' day understood sheep stories. They saw gentle shepherds on all the hillsides in Israel. Every shepherd took his sheep to green grass and cool waters and walked them back to the sheep pen each night. Sheep knew their own shepherd so well that they could follow his voice. Or his whistle! (Can you whistle?)

If two flocks got mixed up, shepherds gave their special call and the flocks separated and happily followed their own shepherd. At night they were cozy and safe behind their house of wood or stone.

One thing on the sheepfold was missing: a DOOR! The shepherd placed his body across the opening so none of the sheep could escape. THE SHEPHERD BECAME THE DOOR!



Jesus said, "I am the Door; whoever enters through me will be saved...."
John 10:9 Jesus is our shepherd. He put His own body across the path of danger. He wasn't talking about sheep anymore, He was talking about people. Us! Jesus is our DOOR!

Heaven's Gate Lessons:

Tomorrow Begins Today

Accept Jesus as your Savior. It is tempting to put off until tomorrow what is easy to do today. No one knows when Jesus will call us to Heaven's Gate. Jesus said, "For my Father's will is that everyone who looks to the Son and believes in Him shall have eternal life, and I will raise him up at the last day."

Who Will Be In Heaven. When we get to Heaven there will be lots of people from every tribe, language and nation who will have eternal life because of their faith in Jesus.

1. God Loves Us.
2. Sin takes us away from God.
3. Jesus died on the Cross and rose from the grave for us.
4. Pray one time to ask Jesus to come into your life.

Craft

Choose a craft project from our suggestions or create your own fun project.

Notes:



**Enter His gates with thanksgiving
And His courts with praise!
Give thanks to Him; Bless His name!"
Psalm 100:**



Bible Workshop #3:

Pr-Air Port!

"God answers Knee-mail."

Spiritual Theme:

Pray It UP!

Learn how to talk to God. Prayers are answered.

Decorate The Pr-Air Port!

Create a WHITE Paper Airplane Pr-Air Port: Teach students how to pray using a catchy theme they enjoy and understand. White clouds, white lights and white paper airplanes fill the room. Add 'Pr-Air' messages.

Clouds: Make one 'I-Cloud'. With white posterboard, cut out a large cloud shape. Print "I-CLOUD", "God's eye is on the sparrow and I know He watches me." Print "Pr-Air Port" on another cloud.

Cut out as many clouds as possible from white posterboard and white paper. Attach them to the classroom walls. Individual clouds have prayer messages on them. Some clouds are plain.

PREVIEW PROGRAM ONLY
NOT FOR SALE
PLEASE PURCHASE
GOD WANTS TO TALK TO YOU!
PRAYER is the best armor against all trouble.
PRAYER ~ The world's greatest wireless connection.
PRAYER Changes Everything. Life is Fragile, Handle With PRAYER.

Keep Calm and PRAY On. God Answers KNEE-MAIL.
Real Boys PRAY Everyday. Real Girls PRAY Everyday.
PRAY! Let God Worry. PRAYER POWER!
Just "Thank You" is a mighty powerful PRAYER.

"PRAY without ceasing." (I Thessalonians 5:17)
"...always PRAY and don't give up..." (Luke 18:1)
"Cast all your anxiety on Him because He cares for you." I Peter 5:7

"Where two or three are gathered in My name,
there am I among them." (Matthew 18:20)
"When I am afraid, I put my trust in You." (Psalm 56:3)
GOD IS SPEAKING. ARE YOU LISTENING?



Paper Airplanes: Fill the room with white paper airplanes. Make your favorite pattern. Simple is best. Make several huge paper airplanes. Hang them from the ceiling. Attach medium sized paper airplanes to the walls. Small paper airplanes are tucked into the clouds.

Stars: Fill the room with white twinkle lights. String them across the ceiling, the floors and walls. Light the space with these cheerful little “wow factors”.

Balloons: Blow up LOTS of large white balloons and toss on the floor to represent clouds. Students may toss them but once they sit amongst them, push them out of the way. When some balloons break, replace before the next day. (Ask several people to help blow them up before VBS week.)

Costume and Character:

Pr-Air Port Messenger

Follow curriculum tips for becoming an Everyday Angel. Wear a messenger cap and messenger bag of your choice. Any style hat works. Be the kind of messenger who picks up and delivers Special Delivery mail from Heaven to God’s Pr-Airport. Teach the importance of prayer. Focus on the simplicity of prayer.

Pr-Air Port Welcome

When students enter, they see one large white paper airplane laying on the floor. It is surrounded by white balloons floating on the floor. Seat everyone on the floor in a circle around the airplane.

Welcome to the Pr-Air Port! I am a Special Delivery Messenger. There is something exciting about talking to Heavenly Father. Prayer is so much better than a telephone or a computer. Look! A message has arrived. I’m the messenger. I will read it. (Open the airplane and read the message.)

My Special Friend,

I am waiting to hear from you, dear one. Any time is the right time to pray. When you are afraid or tired, pray! When you are sad or happy, pray! Pray when you don’t know what to do. Ask Me for help. Ask me for whatever you need. I always answer the prayers of my children. Just talk to Me. I am waiting to hear from you because I love you.

--Jesus Christ



Memory Verse:

1 Thessalonians 5:17

Print the verse on one large cloud. Ask the group to say the verse aloud together and individually.

Pray without ceasing.
1 Thessalonians 5:17

What does "ceasing" mean? It means "stopping". This verse reminds us that God wants to pray all the time, day and night. Prayer should be as easy as breathing. We don't have to think about breathing...we just do it. That is how we should pray. In our hearts and minds keep praying about everything all the time! Out loud or silent, indoors or outdoors, at home or at school, in the grocery store or sitting in the backseat of the car, keep praying!

Bible Story:

Talking With God

From Genesis 2: In case you think praying is a new thing, you need to know that God walked and talked with Adam and Eve in the Garden of Eden. Can you imagine that? What would we do if God walked right in that door and said, "Hi! Got a minute?"

When Adam and Eve disobeyed God, things changed. God did not walk in Eden anymore. Now, prayer is how we talk to God. No magic words needed. Say what is in your heart. God has a wonderful way of understanding. He could have made a different plan but this makes Him happy. God wants YOU to be interested in your life and your needs. Talk to Him often.

From Luke 18:9-14: Two men went to the temple to pray. One man was an important leader and the other man was a tax collector (everyone hated tax collectors). The important leader prayed in his best loud voice, "Oh God, I thank You that I am not like other people-robbers or crooks-or, heaven forbid, like this tax man. I go hungry in Your Name twice a week and I give ten percent of all my money to You." Back in the corner, the tax man bowed over and prayed quietly with his face in his hands, "God, have mercy on me. Forgive me. I am a sinner."



Jesus watched these two guys. He said the tax man was the one who went home right with God that day. If you walk around with your nose in the air, you will end up flat on your face. Just be yourself. That is God's kind of person! After all, He created YOU...just the way you are.

From Matthew 6: You might think Jesus didn't need to pray. He did! Jesus got up early each morning and stayed up late to talk to God. One day He said, "I do not speak on my own but the Father Who sent Me has told me what to say and what to speak." (From John 12:49) Jesus prayed and we learn how to pray from Him!

What Do We Learn From Jesus?

How To Pray

Print the Prayer Tips on separate paper airplanes. Fly the planes to individual students. They 'fly' their plane back to you to read and discuss.

Jesus gave great prayer tips. Pray when you go to bed and when you get up every day.

1. DON'T BE A SHOW OFF!

IT'S NOT ABOUT YOU

Jesus said when you pray, don't turn your prayer into a big deal. Sometimes people want to be the big shot in their prayer. "Ta-Da! Look at me, God! I'm so perfect...and good lookin' too. Aren't You glad I'm praying with all these fancy words?" Yuck, that's a bad attitude. Someone wrote a funny but sad song. Tell me, is this a good kind of prayer? The chorus is:

"Oh Lord it's hard to be humble when you're perfect in every way.
I can't wait to look in the mirror 'cause I get better looking each day.
To know me is to loe me. I must be a wonderful man.
Oh Lord it's hard to be humble, but I'm doing the best that I can."
~ Mac Davis

2. BE QUIET IN A QUIET PLACE!

SSHH

When you pray all by yourself, you won't be tempted to show off and impress others. Suddenly, you will feel God right in that quiet place with you. Here is a good prayer, "Speak to me, Lord. Teach me how to pray. Show me what I need. Tell me how to care for the people I love. I love you!"

3. K-I-S-S PRAYER!

KEEP IT SIMPLE SAINT

You won't believe it but there are people who get it all wrong. They say, "Pray really loud so God will hear you. Cry, fall on your knees, beg God. You have to get God's attention.



If you pray my way, you will get all the money, houses and neat clothing you want. After all, God wants His children to have the very best stuff." Don't fall for that nonsense. That's not the right way to pray. Just keep it simple and you've got it made!

4. RELAX!

LET GOD HANDLE THE DETAILS

Show another plane with this message printed on it:

Good Morning, This is God.

I will be handling all your problems today.

I will not need your help.

So RELAX and have a great day!

This is how much your Heavenly Father loves you. He knows what you need. He takes care of every problem. Quit worrying and enjoy being a Christian.

5. DO WHAT GOD SAYS!

OBEY GOD

Ouch! Sometimes you want to be angry with people who are not nice to you. That's not God's plan. You must forgive them even when it is hard. Of course, if someone has hurt you, that is different. Tell your mom or dad or teacher but usually you can pray, "I forgive them, Lord. I will be nice even when they are not nice to me."

Conclusion: **How Does God Talk To Us?**

Print each phrase on a small cloud and attach to the wall.

God doesn't send paper airplanes like we see in our Pr-Air Port. He has a much better way of letting us know His thoughts. We cannot see or hear God with our eyes and ears but we know when God changes things because of our prayer time.

God's still, small voice inside us.

God's people love us and give good advice.

God fixes the problem Himself.

God changes us.

God speaks through The Bible.

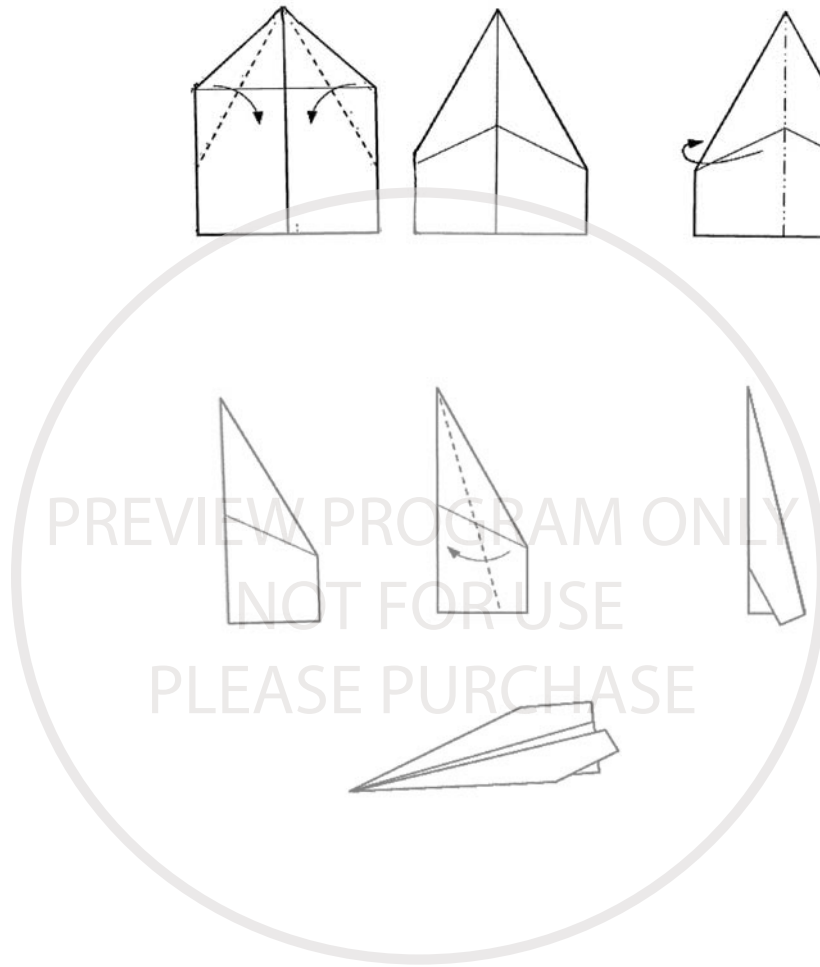
Don't worry! When you pray and search for God, He helps you figure it out.

Craft:

Heavenly Gliders

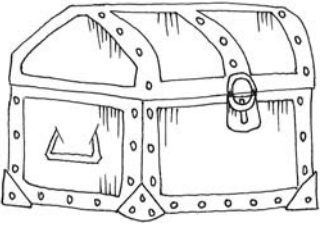
S&S Arts and Crafts offers "Heavenly Gliders", great little airplanes to assemble and paint. www.swww.com There are many sources for wooden airplanes to remind students of their time in the Pr-Air Port.





Bible Workshop #4:

God's Throne



*"Not everything in this life has a happy ending...
But... This life is not the end of the story!"*

~ Rick Warren

Spiritual Theme:

Treasure In Heaven

"The kingdom of Heaven is like treasure hidden in a field, which a man found and in his joy, he goes and sells all that he has and buys that field." (Matthew 13:44) The kingdom of Heaven is a Treasure. Jesus is our treasure. He is the way to God's Throne.

Decorate God's Throne!

Design a royal throne room to remind students that God is alive and rules from His magnificent throne in Heaven. Make it sparkle and light it with bright and colorful lights.

Stars: Hand print a variety of glittered signs featuring phrases from God's Throne. Use star shapes in many sizes and spray glitter to make them sparkle.

COME TO THE THRONE OF GRACE AND RECEIVE MERCY.
"I AM WITH YOU ALWAYS, UNTIL THE VERY END OF TIME." --JESUS
IN GOD WE TRUST
NOTHING IS TOO HARD FOR GOD.

HOLY, HOLY, HOLY!
BOLDLY APPROACH GOD'S THRONE!
KEEP CALM--GOD'S STILL ON THE THRONE
I SAW THE LORD SEATED ON A HIGH AND LOFTY THRONE.

God's Throne: The focal point of the room is one large chair created to resemble a simple version of the grandness of God's real throne as described by John in Revelation 4. (Read Revelation 4)

Drape the chair in flowing white sheets with colorful twinkle lights under the covering. Make an oversized gold crown from posterboard and place it on the empty seat.



Rainbow: Create a rainbow near the throne. The rainbow can be represented by colored lights shining up from the floor or a color rotating ball disco lamp (www.amazon.com or toy store or party store).

Lightning: Make several large lightning bolts and attach to wall behind the throne, radiating from the throne.

Mirrors: Consider placing one large mirror behind the throne to reflect the light. Or, place several medium to small mirrors on the floor.

Accessories As Available: Tall candelabra placed on both side of the throne, gold tinsel, green plants, red carpet flowing from the throne, crowns, tiaras, ceiling to floor draperies, banners, jewels, angels, stained glass, electric candles, glass.

Sound: Purchase a CD of thunder and storm sound effects. Add a CD of tinkling chimes or harps or music box music.

Costume and Character: *Throne Room Keeper*

Become the Everyday Angel watching over God's Throne Room. Dress totally in white to match the description in Revelation 4. Since Everyday angels blend in, the whites can be t-shirt, blouse, white slacks, etc.

Share the excitement of being in the presence of God. Talk about the rewards and treasures of Heaven.

Welcome To God's Throne!

Welcome to the heart of Heaven! All roads in the City of New Jerusalem lead to God's Throne. It is a privilege and honor to visit this place. This throne room is filled with God's glory, power and pure light.

Scroll Message: Attach Jesus' message to a rolled up paper scroll. Trim the scroll as desired to make it look like a royal message.

Let me read a special message Jesus has left for us. He left it just for us on this scroll. Listen carefully:





Dear One:

You have heard it said, "There is no place like home" and "Home is where the heart is" and "Home for the holidays". They are all true sayings. Every person longs for warmth, belonging, sense of joy and a place to feel loved and accepted. That is what it means to be "Home".

Every person who has no family, who is on the outside looking in at family gatherings, feels sad, lonely and unwanted. No one needs to be with other people all the time, but coming and going from a wonderfully safe place is what each person is created to enjoy. You are loved. Come Home!

God's Throne Room in Heaven is that safe and belonging kind of place. God's family is a huge number of people...more than anyone can count. It is full of great joy with singing and laughter. It is Home!

Every person in God's kingdom has a forever purpose to fulfill. In God's kingdom every person belongs forever, never rejected. In Heaven there is no disagreement, no finger pointing, no comparisons and no person is loved more than another. It is Home!

Heavenly Father is overflowing with love and joy in His heart for every one of His children. Heaven is the kind of place where you will feel safe forever. You can come into God's Throne Room with Heavenly Father any time, day or night. He never slumbers nor sleeps. So, Come Home!

*Welcome to God's Throne Room!
Your Lord and Savior, Jesus Christ*

What a wonderful welcome from Jesus! Jesus will no longer call us servants in Heaven. He will call us friends!



Memory Verse:

1 John 3:2

We shall be like Him
For we shall see Him
As He is.

Print the verse on three gold crown shapes. Place them on the wall in an arc above the throne. Draw the group's attention to the verse. Say it aloud together until everyone can say it without looking at the crowns.

When we get to Heaven, one of the best things is to be like Jesus. We are going to see Him face to face and know him like a best friend. This is a precious promise from God's Word!

Bible Story:

Treasure In Heaven

From Matthew 6:19-21: What does the Bible say about Treasure in Heaven?

"Do not lay up for yourselves treasures on earth, where moth and rust destroy and where thieves break in and steal, but lay up for yourselves treasures in heaven, where neither moth nor rust destroys and where thieves do not break in and steal. For where your treasure is, there your heart will be also."

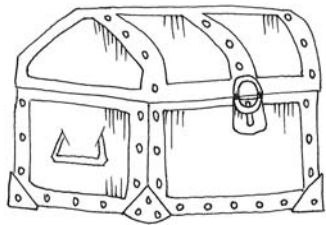
Fill a jar with pennies and one gold bracelet or pearl necklace. If desired, add a few fake jewels in the mix—pearls, gems, etc. As the group sits in a circle on the floor, dump the treasures in the middle of the circle. Let them run their hands through them, hold them, count them, talk about them.

Give each student a 'treasure' gift at the end of the lesson.

I can tell by the look in your eyes that you love treasure. No, don't deny it, you love running your fingers through those little beauties. You love to feel it, to see it sparkle, to hear it clink. You are thinking, "I bet I will be able to take a little treasure home. Should I ask?"

From Matthew 13:44: Jesus told a little treasure story. He said, "The kingdom of Heaven is like treasure hidden in a field, which a man found and in his joy, he goes and sells all that he has and buys that field." (Matthew 13:44)

Let me say it another way. There was this very expensive treasure (maybe a gold bracelet or huge diamond ring) that was carelessly lost years ago. The rain beat upon it and made it muddy. The wind blew dirt over it. Time just made that expensive little treasure disappear.



But-Along comes this guy. He's just a jogger or a runner or a traveler making his way through a stranger's field. As he passes, he thinks he sees something sparkle. He stops. He bends over and digs around a little. Up pops a beautiful, very expensive treasure. He's so excited, he drops it. He doesn't believe his eyes. Why, it must be worth thousands of dollars! He looks around to make sure no one is looking. He kind of kicks some dirt over it and puts a big rock on top so he remembers where it is.

The guy runs off to town. He figures, "I want that treasure. Who owns that field? I have to buy that field before anyone discovers the treasure." He sells his good stuff and all the little things that he didn't need anymore. He got enough money together and bought the whole field!

He was' jumping up and down' thrilled! What a find! He discovered the treasure, he figured out a way to get it honestly and he did it! Can you imagine him running back to his new field and digging up the treasure? I bet he sang all the way and then whistled all the way back to town to sell it for 'big bucks'!

I wonder if he kept the field or if he sold that too and got ALL his money back, clever guy that he was.

We Learn: The kingdom of Heaven is a Treasure. The whole point of the story Jesus wanted us to understand is that God's kingdom, Heaven, is like this guy's hidden treasure.

1. The guy discovers the treasure. WE discover that trusting Jesus is the way to Heaven. We never knew this! We must figure out how to get to Heaven.
2. The guy runs to town and sells everything he owns. WE search for a way to head for Heaven.
3. The guy buys the field and gets the treasure. WE accept Jesus and learn the secret of how to get to Heaven!

Wasn't Jesus smart to tell us a story like that? Now we know that the treasure is really Heaven and now we know how to get to God's Throne in Heaven.

Craft

Choose a simple project that can be completed in about 15 minutes. Use our suggestions or one you will enjoy. Make it a real 'treasure'!



Bible Workshop #5: Gabe's Armor Repair Shop

On The Edge of Heaven

Spiritual Theme:

Dressed For Success

Put on all the armor that God gives you, so that you may stand up against the devil's tricks.
From Ephesians 6:11-17

God gives us armor that keeps us safe during our journey to Heaven. Find out how to get dressed in the Armor of God and how to use it!

Decorate Gabe's Armor Repair Shop

Create a small repair shop resembling a small appliance fix-it shop. Scatter tools, broken toasters, broken lamps, halos and various items to make it appear to be a metal working spot. Add hammers, nails and metal.

Signs: Print signs for the walls to create interest in this little shop at the edge of Heaven. Use posterboard or cardboard as desired.

PREVIEW PROGRAM ONLY
NOT FOR USE
PLEASE PURCHASE

GABE'S HALO REPAIR SHOP
~ON THE EDGE OF HEAVEN

WANTED~APPRENTICE TO FIX BROKEN HEARTS

OPEN: EVERY DAY/ALL DAY
OPEN: EVERY NIGHT/ALL NIGHT
CLOSED: NEVER

HALOS~ REPAIRED ~CHEAP
RUST REMOVAL~NO CHARGE!

DIRECTIONS TO HEAVEN: JUST AROUND CORNER
LOOK UP!

KNOW JESUS, KNOW PEACE.
NO JESUS, NO PEACE.

JESUS!
DON'T LEAVE HOME WITHOUT HIM.

BRAND NEW ARMOR OF GOD
AVAILABLE HERE



Work Space: Place a work table with tools and armor pieces in the middle of the room. Students gather around the table to work on each piece of armor during the Bible Story time. Provide a pencil to place behind each student's ear as an apprentice wears.

God's Armor: There are companies on the internet that offer 'armor', in playset and/or bulletin board style. Google 'God's Armor for Kids' and a company will be listed to meet the need.

www.christianbook.com

The Full Armor of God: Christian Character-Building Costume

(This is a great visual set to work with, includes Helmet, Breastplate, shin guards, belt, sword, shield and a teaching guide.)

God's Armor Stickers

Armor of God Bookmarks

Armor of God Relief Coin

Armor of God For Kids books

Lights: Run strings of white twinkle lights along the walls at floor level. Lights may outline the walls at the corners. Place lights on the floor and up-light the walls for dramatic effect.

Silver Chains: Make long chains. Hang the chains down the walls. Make the chain loops from heavy paper. Cover in foil.

Costume and Character:

Gabe

Become an Everyday Angel with Heavenly tendencies that remain a mystery. Are you just 'Gabe' the handy repair shop owner or are you really Gabriel, God's Archangel. We will never know since angels keep quiet about such things.

Follow curriculum costume suggestions. Options: Wear a crooked halo and messy hair, worker apron and shabby appearance. A trumpet hangs over one shoulder on a long, fancy cord. Every once in awhile blow on the trumpet just to make a noise. Wear a pencil over one ear and call it "My Memory".

Gabe's Armor Repair Shop Welcome

What a brilliant, dazzling day! Welcome to Gabe's Armor Repair Shop. It's wonderful to have so many respond to my ad for an apprentice. It is very busy here on the edge of Heaven. I need help in a big way. Well, don't just stand there, get cracking!



You didn't bring your 'memories' with you. I better give you a 'memory' to wear while we work. (Give each student a pencil to put behind their ear. They may take their 'memories' home with them.)

There is so much work and we must get God's Armor ready for all the requests coming to the edge of Heaven. This is serious business so I never stop and I never sleep. I do love to play my horn! Want to hear me play? (Blow one note, badly.) Not bad! When you want to hear me play, shout, "Gabriel, Blow your Horn!" ...and I will! Now, let's get to work. We have a few projects that need help right away.

Scroll Message: Attach Jesus' message to a rolled up paper scroll. Trim the scroll as desired to make it look like a royal message.

Let me read a special message Jesus has left for us. He left it just for us on this scroll. Listen carefully:

Dear Ones,

I am rushing to send this letter. You need to hear My message now. Get ready! The enemy sneaks around, looking for My children who are sleeping like lazy children. Satan lies to you. Do not be caught without your armor...All your armor.

Be strong in the Lord. Put it on and use the armor every day. I have provided protection for you but you have to use it. Do not think you will be the one child who is safe. Trust me. I love you. I will never ask you to do something that is not for your best care.

Keep the words I sent you in your heart. When you arrive in Heaven, you will lay aside your armor. Until then, be ready to stand up for your faith in Me.

I am waiting for you to arrive. When you get to Heaven, we will have a huge party. We will celebrate and I am waiting to give you a hug, a big hug.

*Loving You Forever,
Jesus, Your Forever Friend*



Memory Verse:

Ephesians 6:11

Put on the full armor of God
that you may be able to stand firm
against the schemes of the devil.

Have a large posterboard cross covered in aluminum foil already in place on the work table. Print the verse on a square piece of posterboard in black marker as students watch. Let them say the verse aloud. Attach it to the cross and put the cross on the wall.

This is our goal. We must put on God's armor because the enemy is looking around for unprotected Christians. Let's say the verse together until we know it well and never forget it. Good job, apprentices.

Bible Story:

Dressed For Success

Pretend to fix individual pieces of armor placed on the work table. Purchase an armor play set or make your own armor using available materials. Even a kitchen metal strainer can make a great helmet and a whisk becomes a sword. Create something fun if you need to invent armor. Students stand around the table. If you have purchased a play set, place the armor on one student as the pieces are 'fixed' with your hammer.

From Ephesians 6:10-18: God is strong and He wants you to be as strong as a brave warrior. As we fix this armor, remember to wear all of it at the same time. You will be dressed for success.

We need our assignment check off list. Once we know our job, we are ready to work on God's Armor.


Print the phrases on one list and attach to the wall before class.

Be Prepared

The Christian journey includes a battle against God's enemy and our enemy. We must keep in mind that prepared people are ready to serve God.

Use All Armor

Grab every weapon God has issued so that when the battle is over, you will be a winner.



Use God's Weapons

Learn about truth, righteousness, peace, faith and salvation. Read God's Word and pray. Be a winner.

Keep Your Eyes Open

Watch for sin and fight it. Do not be caught sleeping. The enemy likes to attack when you are lazy.

Team Work

Keep each others' spirits up, Christians! Don't let anyone fall behind or drop out. We are in this battle together!

Open Bible to Ephesians 6. It is the instruction book for armor building: Let's work on each piece of armor. We are fast and accurate. It won't take long using our set of instructions.

Paul was in prison chained between two Roman soldiers at all times. He looked at their fancy armor and used it as an example of being prepared Christians to the believers in Ephesus, a city with a faithful group of believers.

PREVIEW PROGRAM ONLY
NOT FOR USE
PLEASE PURCHASE

Belt Of Truth

Be ready! Let the truth be like a belt around your waist. (Eph. 6:14 a)
If a large metal belt with chain is available, use it.

Each Roman soldier wore a belt with a sword. He was free to move easily. TRUTH is important. Some people guess about their future but Christians know the TRUTH about God. Wear the belt of truth and know you are surrounded by confidence to move forward. Jesus said, "I am the Way, the TRUTH and the Life. No man comes to the Father but by Me." John 14:6

Breastplate of Righteousness

...And let God's justice protect you like armor. (Eph. 6:14 b)

Cut a cardboard oval with a slight scoop at the neck. Cover in foil. Attach twine to top and bottom and tie in back.

The Roman soldier wore a short armor vest. No knives or spears got to his chest. People might make a quick jab at our faith in Jesus but when we are protected by God's righteousness (right-ness), no one changes our minds. Someone accused the famous thinker, Plato, of a crime. He said, "Well then, I must live in such a way as to prove his accusations are a lie." The only way to meet jabs against our faith in Jesus is to live a life that pleases God in front of them.



Peace Shoes

Your desire to tell the good news about peace should be like shoes on your feet. (Eph. 6:15)
Running shoes or sandals

The Roman soldier wore strong sandals. Poor people were bare footed. Wealthy citizens wore fancy sandals or slippers. Strong sandals let the soldier move fast. We should be eager to tell the good news about Jesus with everyone!

Shield of Faith

Let your faith be like a shield, and you will be able to stop all the flaming arrows of the evil one. (Eph. 6:16)
Make a long, cardboard shield covered in foil.

The most dangerous weapon was the fiery dart. When darts hit this strong shield, it sank into the wood and the flame was put out. Faith deals with the darts of temptation. FAITH is complete trust in Jesus.

Helmet of Salvation

Let God's saving power be like a helmet....(Eph. 6:17)
Kitchen colander or metal salad bowl.

A helmet is made of strong metal. It covered the soldier's head, neck and face. Paul says a Christian's helmet is SALVATION. No one gets to heaven without salvation. We must know God loves us and wants us safe from sin. Put on the helmet of salvation.

Sword

...and for a sword use God's message that comes from the Spirit. (Eph. 6:17b)
Large Bible

Roman soldiers used short daggers and long javelins. A believer's sword is the WORD OF GOD. Know it well. Memorize it. Keep it close at all time. The Bible is our instruction guide, our comfort book, our proof of God and our defense against the bad things of the world.



OUR SECRET WEAPON!



Never stop praying, especially for others. Always pray by the power of the Holy Spirit. Stay alert and keep praying for God's people. (Eph. 6:18)

Prayer is the greatest weapon of all. Remember three things about prayer.

1. Pray All the Time. We often forget to pray until we are in trouble. Take time to pray every single day and find the strength of a strong soldier.

2. Pray With Strength. Focus on God while praying. Don't think about other things or be lazy.

3. Pray For Others. Be unselfish. Pray for yourself but also pray for others who are sick, need help, need Jesus.

Notice there is no armor for the soldier's back. This armor defends and soldiers do not run away. We are able to STAND against the enemy. Fight the good fight of faith, praying always. Face forward! Fight on! You are now Dressed For Success!

Craft

Choose a craft project from the suggestion list or design your own project. Check S&S arts and crafts for a great wooden cross project. Several are offered. www.swww.com

Notes:



The Angel Loft

Staff Nursery (Birth - Age 3)

Who Comes?

Little ones do not respond well to high activity so loved by older students. A separate space offers security. Invite **birth through age three** children of teachers and helpers. It is your option to open the nursery to the public.



How Many Helpers?

Provide one helper per baby, in charge of all care from bottles to changing diapers. If that is not possible, ask one adult and a variety of assistants to watch the children.

Should We Plan Activities?

The Angel Loft Nursery is a babysitting service. Tell a few stories, sing songs, play CD's, give wagon rides and take walks. Decide how much to do by the ages of the children.

Should We Feed The Children?

Ask parents. They may want to provide snacks. Be sure food is safe and healthful. **NO POPCORN, HOT DOGS, LOLLIPOPS or HARD CANDY** which can be trapped in tiny throats. **Be safe!**

How Should We Dress?

Wear washable clothing and comfortable shoes. Theme costuming is not necessary.

What Should We Bring?

Bring Christian CD's and DVD's. Provide a fan for humid days. Place the fan away from children, preferably on a shelf or high table.



H.A.L.O Heaven Adores Little Ones!

Age 4-Pre Kindergarten

Include five year old pre kindergarten students
or allow them to become part
of the kindergarten group.

If your preschool children are fun loving, active and mature, include them as one of the five major groups and eliminate the separate preschool group.

Often preschool children adapt to normal activities with very little adjustment. Simplify the Bible Workshops as necessary when the youngest group is visiting.



Theme

H.A.L.O. students study the same spiritual themes as older students. Use the curriculum as a guide. Provide rest time, play and simple crafting.

At no time feel pressured to move the students to activities if they are crying or upset. Cancel your appearance at any activity center in favor of free play time as needed.

Teachers

Provide one helper for every 2-3 preschoolers. Parental help is welcomed. Wear comfortable clothing. Make each day fun and relaxing.



Students should chatter and sing without being reprimanded. However, run away children or rudeness must not be tolerated. Gentle, cheerful re-direction usually works quickly.

Home Base

Prepare one room where optional preschool stories, crafts, play and rest take place. Offer this separate space for criers and other young students who need privacy during the day.



Criers

Preschool children are unpredictable. If a few children continually cry, keep them busy separately in the Home Base area. Movement around the building may be threatening for some younger students.



If one or two children never calm down, it may be necessary to ask a parent to stay with their child or take them home and try again next year.

While we want to accommodate as many young students as possible, crying and temper tantrums discourage teachers, helpers and students. It could be the child is just too young and will do better at a later time.

Notes:

PREVIEW PROGRAM ONLY
NOT FOR USE
PLEASE PURCHASE



Planning A Preschool H.A.L.O. Day

Two hours + is long time for your day around lots of play time. Bring balls, balloons, bubbles and other toys to play indoors or outdoors.

Purchase small story books from your local Christian book store. Use these books as fill in teaching times. Travel with the students to all areas of HEAVEN UP...HALO THERE as suggested on the daily schedule.



Opening: Roll Around Heaven All Day

Participate in the Opening if students can sit, sing and respond. This is an opportunity to organize and gather the group before the day begins. If there are criers, ask a helper to take them to Home Base. This avoids chaos and distraction for older students.

Music: Starlight Singers

Take H.A.L.O. students to music time and stay with them. Let them sing simple songs of praise appropriate for their age level.

Sky Pilots Radio Show

The students will enjoy this continuing daily theater experience. Take them and sit with them. Help the radio crew as needed.



Story Teller: Wings!

This area features a daily continuing story. If your young students can sit quietly, take them. It is NOT written for their age level. The suggested story is a Conley Twin adventure with large pictures. An option may be to purchase 5 short stories to tell the group or provide short videos. You decide!



Snacks: My Blue Heaven Café

Take students to snack time. Sit with them. Use this as a bathroom and hand washing break.

Bible Workshops

Tell the workshop leader you will visit their room for 15 minutes when their class is not in session. Use existing props to tell stories. If preschool students become one of the five major groups, the workshops will be included in the schedule and they will not need this visit.

Rest Time

Allow time for unstructured play and rest. Darken the room, play Christian music or a DVD and encourage quiet activity.

Crafts

The perfect craft is one which can be completed by the young student. Provide coloring pictures and crayons, clay or Play Doh for slow times. Large beads or Fruit Loops cereal to string on yarn or shoe string is a favorite activity. Purchase simple projects and everyone will enjoy the experience.



**AND I AM CERTAIN THAT GOD,
WHO BEGAN A GOOD WORK IN YOU,
WILL CONTINUE HIS WORK
UNTIL IT IS FINALLY FINISHED
ON THE DAY WHEN CHRIST JESUS RETURNS.
~ Philippians 1:6 NLT**



PREVIEW PROGRAM ONLY
NOT FOR USE
PLEASE PURCHASE

