




# HEARTBEAT HOSPITAL

Rx: Vacation Bible School With Heart

# HEARTBEAT HOSPITAL

God's Heart Care Specialists



OUR GREAT PHYSICIAN  
IS HANDLING YOUR CASE  
...PERSONALLY!

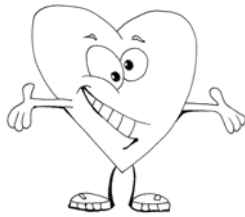
CONSULT WITH HIM REGULARLY!

You created my inmost being;  
You knit me together in my mother's womb.  
I praise You because  
I am fearfully and wonderfully made.  
Psalm 139:13-14

THE GREAT PHYSICIAN  
IS: IN-24/7  
YOUR HEALTH CARE IS WHAT  
WE CHERISH MOST!



# Index



Title Page and Index.....1-2  
 Imagine A Hospital.....3-4  
 Let's Get Ready.....5  
 Great Physician Assistant...Director.....6-7  
 Creating Heartbeat Hospital.....8-11  
 Hospital Staffing.....12-13  
 Recruitment Form.....14  
 Grouping The Students.....15  
 Hospital Admissions (Registration).....16  
 Medical Accessories Available On Internet.....17  
 Registration Form.....18  
 Publicity.....19-20  
 Photography.....21-22  
 Costumes~The Uniform Shop.....23-24  
 The Waiting Room Daily Opening.....27-29  
 The Waiting Room Daily Skits.....30-42  
 Open House.....43  
 Pharmacy~The Story Teller.....44  
 Songs From The Heart.....45-47  
 Heart Smart Games And Guests.....48-52  
 Red Cross Cafeteria~Heart Healthy Snacks.....53-56  
 First Aid Salvation Station.....57-70  
 Bible Station Tips and Craft Ideas.....71-74  
 BIBLE STATION #1: THE X-RAY LAB.....75-80  
 BIBLE STATION #2: THE EMERGENCY ROOM.....81-85  
 BIBLE STATION #3: OPERATING ROOM.....86-91  
 BIBLE STATION #4: CARDIAC 'I See You'.....92-96  
 BIBLE STATION #5: THE RECOVERY ROOM.....97-102  
 Hospital Nursery (Ages Birth-Age 3).....103  
 Pediatric Preschool (Ages 4-Preschool 5).....104-107  
 THE GREAT LOVE CHAPTER.....108

PREVIEW PROGRAM ONLY  
NOT FOR USE  
PLEASE PURCHASE



## Imagine a Hospital ...

Excellence. Every Time. Every Patient

Visitors are welcome day or night  
and the swirl of activity isn't a mystery .



Perhaps it is mysterious procedures behind closed doors or the smell of antiseptic or the sight of white starched uniforms, stethoscopes and comforting faces that draw us to hospital life. Children grow up wanting to be firemen, truck drivers or ...doctors and nurses.

**HEARTBEAT HOSPITAL** *inspires children to take a deeper look at their health...especially HEART health. This hospital themed Vacation Bible School is presented with a grateful heart to The Great Physician!*

**Imagine a hospital** where family members take an active part in patient care and spiritual "Heart Condition".

**Imagine a hospital** where God's Good News is connected to your spiritual Heart Care

**Imagine a hospital** with entertaining activities, where music and song is heard in hallways and waiting areas.

**Imagine a hospital** serving fresh, healthy snacks in the cafeteria!

**Imagine a hospital** where art is created by young artists and displayed for God's glory and memory making enjoyment.

**Imagine a hospital** that seems more like home than a high tech healing institution and where patients experience the healing benefits of trusting Jesus as their Savior.



**THE HEARTBEAT OF OUR MISSION:  
EXCELLENCE IN HEART CARE!**

**HEARTBEAT HOSPITAL** is a 'Christ centered' five day event that captures the imaginations of every childlike heart! The 'hospital' is committed to delivering personal care, comfort and compassion. Enter a pretend medical world and enjoy a great 5 day 'hospital stay'!


**HEARTBEAT HOSPITAL** provides leading edge technology-diagnostic treatment for problems of heart and soul. Costumed hospital staff members treat visitors to unique hospital experiences at:

THE EMERGENCY ROOM      X-RAY LAB      RECOVERY ROOM  
CARDIAC 'I See You'      OPERATING ROOM

**HEARTBEAT HOSPITAL** employs highly skilled volunteer staff. VBS medics guide visitors to an assortment of fifteen minute daily activities.

WAITING ROOM OPENING      RED CROSS CAFETERIA  
HEART SMART GAMES      SONGS FROM THE HEART  
FIRST AID SALVATION STATION      PHARMACY STORY TELLER

**HEARTBEAT HOSPITAL** is a **Jesus Health VBS Care System** assisting our 'patients' in the prevention of sin, diagnosis of trouble, treatment and support of a wide variety of conditions or diseases of the Heart in a childlike, fun way!



**HEARTBEAT HOSPITAL** is your first choice for Heart Health Care at **PRESCHOOL PEDIATRICS!** Young students enjoy the same hospital activities as older students with a special team of **EMT** (*Every Mom's Treat*) Teachers. **HOSPITAL NURSERY** where staff children (*Birth-3*) are treated to special care by their very own "nannies".




# LET'S GET READY!

The curriculum is a guide.

Build a wonderful week based on these activities.

Add your own creative ideas too!



*HEARTBEAT HOSPITAL is an activity based five day event for preschool through Grade Six students. Involve Grade 7-12 youth and College students as age appropriate leaders.*

**COLOR CODE STUDENT GROUPS.** Students are hospital interns getting a "behind the scenes" look. Individual groups display color coded name tags or surgical caps. Students stay in the same group all week.

## LEADERS DECORATE AND PREPARE THEIR ROOMS.

The lesson/activity is repeated daily to a new group. As age levels change, adjust teaching activities. A new student group arrives each day. Accompany the assigned group wherever they go. Follow their daily schedule.

**ACTIVITY LEADERS SEE ALL STUDENTS DAILY.** Student groups 'travel' to music, snack or special activity.

*Purchase supplies as needed. Give bills to the director or ask for an advance check. Look for sales, church discounts, catalog purchases and backyard scrap materials. Local hospitals may be willing to donate or lend items. Use the church tax exemption number.*

### COPYRIGHT INFORMATION

Make as many copies from the Master Copy as needed for local church use. Give interested folks our order form, mailing address and toll free number (1-888-CEM-LIFE). Your cooperation allows CLOSE ENCOUNTERS MINISTRIES to continue production of exciting, inspiring, positive Christian programs at low cost to churches across the nation.

Copyright-All Rights Reserved protected.





# GREAT PHYSICIAN ASSISTANT! ...Heart Care Specialist

*A merry heart does good like medicine.*  
Proverbs 17:22



Admit students to a summer 'hospital' specializing in Heart Care. Visit a variety of medical activity stations where kids discover Jesus is The Great Physician.

*Divided into reasonable tasks, this five day event is easily completed by a dedicated teaching team under the leadership of THE GREAT PHYSICIAN ASSISTANT (That's you!). Transform your church into a heart healthy imaginary hospital where everyone learns to love each other and to love the Lord.* **You can do it!**

**CHARACTER AND COSTUME.** Become "The Great Physician Assistant". Have fun dressing like a doctor! Follow curriculum suggestions for costuming.

**DELEGATE RESPONSIBILITY.** This event is a team effort. Never apologize when asking for help. Trust the staff to carry out their tasks.

**PRACTICE A POSITIVE APPROACH.** "We can't do it", "We never did it this way", "There is no money", or "No one will teach" have no place in this event. If your attitude is right, even the grouchiest saint responds cheerfully.

**PRAY!** Pray for the staff, the students and the set up. Take each detail before the Lord and then-Relax!!!

**PLAN!** Note changes requiring your personal attention. Meet with the staff four to six weeks before Vacation Bible School. Give each leader printed materials that pertain to their activity and copies of general information as needed. Place materials in folders.



**ADAPT!** Complete program adaptations during preliminary planning to avoid staff confusion.

**SET UP!** Decorate during the week prior to Vacation Bible School making sure that everything is in place for opening day.

**STAFF PRAYER.** Plan a five minute session one half hour before the day begins. Those who attend appreciate the “*upward boost*”.

**PRESCHOOL.** Little ones participate just like older students. Eliminate complicated activities. Choose age appropriate craft projects from S&S arts and crafts [www.swww.com](http://www.swww.com) or create your own preschool projects.

**STAFF THANK YOU GIFTS.** There is nothing like appreciation to keep teachers coming back for more next year. Thank each leader privately and publically.

**CLEAN UP.** When OPEN HOUSE is over, clean up begins. HEARTBEAT HOSPITAL is complete when the church is in order. Encourage staff to remove their props immediately. Stay to help!



*We honor God  
when we ask for great things.  
It is a humiliating thing  
to think that we are satisfied  
with very small results.*

–Dwight L. Moody



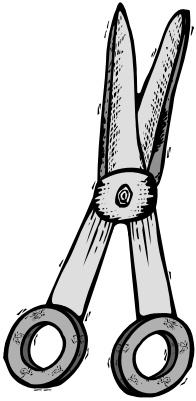


## CREATING HEARTBEAT HOSPITAL

*“The best things you can give children  
next to good habits are good memories.”*  
~ Sidney Harris

*Imagine a hospital environment where people you love get God’s  
best heart care. Imagine a healing place where the swirl of activity  
isn’t a mystery because the staff takes time to tell you about Jesus.*

**Come on--YOU CAN CUT IT!**



**IMAGINARY HOSPITAL:** Design a simple hospital. Students enter a place of light and cleanliness. Each room becomes a specific hospital area where professional staff teach spiritual lessons of the Heart.

*Discuss decoration at the beginning of the planning process. Follow curriculum suggestions or create your own hospital. Teachers in individual activity areas decorate their rooms.*

Ask friends, family, church and community to borrow health related items. Explain the program to your local hospital representative.

Display large heart shaped signs outside each area. Print memory verses on red hearts. Purchase or borrow medical posters from local physicians to display.

THE GREAT PHYSICIAN IS: IN! 24/7  
PEDIATRICS, HOSPITAL NURSERY AND WAITING ROOM  
PARKING GARAGE      NURSES’ LOUNGE  
DOCTORS’ LOUNGE      RADIOLOGY, X-RAY  
OUTPATIENT SURGERY      ADMISSIONS  
PHYSICAL THERAPY      OPERATING ROOMS  
EMERGENCY ROOM--AMBULANCES ONLY  
HOSPITAL GIFT SHOP      NEWBORN NURSERY  
RED CROSS CAFETERIA



**HOSPITAL NURSERY:** Set up an area where baby dolls are wrapped and displayed in small beds or baskets. Place a name on a pink or blue card at the foot of each bed announcing IT'S A GIRL! Or, IT'S A BOY with weight, height and date of birth.

*Take babies away as they "go home" and add new ones for the newborns. Design an incubator for a sick baby complete with tubes to the baby and patches over the baby's eyes. Shine lights on the babies. Decorate with nursery posters or large animal cut outs.*

**COTS:** Drape cots in white sheets and place in hallways. Place live 'patients' in some cots.

**IV STANDS:** Hang a clear bottle with lid and water tubing from a hatrack or similar stand. Label the bottle: LIVING WATER.

**PROPS:** Place wheelchairs, crutches, walkers, canes, stethoscopes or other medical props in various locations throughout the hospital.

Roll-Away Beds/White Sheets and Pillows  
Straight Back Chairs  
Medical Charts on Clip Boards  
Bedside Tables/Flower Arrangements  
Nurses' Station with Rolling Chairs, Charts and Computer  
Red Crosses (Cross of Calvary)  
Medical Trays with Instruments  
Doctor's Desk and Chair  
Long Tables/Chairs  
Large Hearts in the form of wind socks,  
wall hangings, lights and signs

**CARDBOARD FIGURES:** Copy graphics or draw your own. Doctors, nurses, skeletons, equipment and other hospital items look terrific in strategically placed areas. Make transparencies with the church copier and enlarge using an overhead projector.

**GIFT SHOP:** Set up retail styled shelves near the snack area. Place small gift items on the shelves. Purchase small gifts for each student. They may choose one item from the shop each day as they browse.



Print these verses on large hearts to decorate walls.  
Attach real band aids to the hearts:

I PRAISE YOU BECAUSE  
I AM FEARFULLY AND WONDERFULLY MADE.  
PSALM 139:14

I CAN DO EVERYTHING THROUGH HIM WHO STRENGTHENS ME.  
PHILIPPIANS 4:13

WAIT FOR THE LORD; BE STRONG  
AND TAKE HEART AND WAIT FOR THE LORD. PSALM 27:14

SERVE ONE ANOTHER IN LOVE.  
GALATIANS 5:13B

I DESIRE TO DO YOUR WILL...YOU LAW IS WITHIN MY HEART.  
PSALM 40:8

DO NOT LET YOUR HEARTS BE TROUBLED.  
TRUST IN GOD, TRUST ALSO IN ME. JOHN 14:1

IF YOU LOVE ME YOU WILL OBEY WHAT I COMMAND.  
JOHN 14:5

LOVE THE LORD YOUR GOD WITH ALL YOUR HEART.  
MATHEW 22:3A

LOVE YOUR NEIGHBOR AS YOURSELF.  
LUKE 10:27B

GOD LOVES A CHEERFUL GIVER.  
II CORINTHIANS 9:7B

SERVE THE LORD WITH ALL YOUR HEART.  
I SAMUEL 12:20B

CREATE IN ME A CLEAN HEART, O GOD...  
PSALM 51:10



## S&S Arts and Crafts

Crafts, games and decorative items at excellent prices. [Www.swww.com](http://www.swww.com) For a free copy of their current catalog, call 1-800-243-9232. Once at their easy to use site, search 'heart' and find many delightful heart shaped items at great prices.

## Oriental Trading Company

Decorations, gifts, crafts, toys! Everything needed for a heart filled event. [Www.orientaltrading.com](http://www.orientaltrading.com) Search 'heart' or 'Valentine's Day' and find wonderful items for your Vacation Bible School.

## Guildcraft Arts & Crafts

Guildcraft is a great Christian craft group for children's ministries. Looking for simple, lovely crafts? This is the company! [Www.guildcraftinc.com](http://www.guildcraftinc.com)

## Shindigz

Celebrate! Thousands of discount party supplies, party decorations, favors and more! Browse their colorful site [www.shindigz.com](http://www.shindigz.com)

## Rhode Island Novelty

Some of the best stuff for VBS! Toys, gifts, supplies. [www.rinovelty.com](http://www.rinovelty.com)

## Café Press

An online website [www.cafepress.com](http://www.cafepress.com) featuring shirts, decorative items, gifts appropriate for many fun themes.



# HOSPITAL STAFFING HEART CARE SPECIALISTS

*Staff choices make or break  
HEARTBEAT HOSPITAL.  
Do NOT be satisfied with "any warm body".  
Aim for the best people  
to fill each teaching spot.*



## RECRUIT

Approach people personally with a specific task.  
Explain their job fully—No sugar coating allowed!!!

PREVIEW PROGRAM ONLY  
NOT FOR USE

## ADVERTISE

Include a worship bulletin recruitment insert for two or three Sundays.  
Give people with specific requests their assignment immediately.  
Explain the insert during worship announcement time dressed as  
doctors and nurses. Give this introductory effort your best personal  
touch. *(See Bulletin Insert sample.)*

## PICK AND CHOOSE

The Lord will honor your attempt to have the best staff possible. Pray  
about staff choices. If someone says "No", assume there is another  
person waiting to fill that place. Use young teens, older teens, men,  
women and seniors as staff members.



## **MEET THE STAFF**



**PLAN ONE STAFF EVENING  
TO EXPLAIN EXACTLY  
WHAT IS EXPECTED OF LEADERS.  
Stress 100% attendance.**

**SEAT STAFF  
ACCORDING TO WORK AREAS.**

Distribute lesson plans. Build in "chatter" time to create excitement as teacher and helpers plan their week.

**PREVIEW THE ENTIRE PROGRAM.**

The staff needs an overview of all events taking place throughout the church.

**ANSWER QUESTIONS, ASSIGN CLASSROOMS,  
OFFER INSPIRATION.**

Be the person in charge—THE GREAT PHYSICIAN ASSISTANT!

**AFTER THE MEETING,  
TURN YOUR ATTENTION TO OTHER TASKS.**

Trust your staff to carry out their responsibilities.

**THE TELEPHONE IS THE STAFF LIFELINE.**

Call leaders of each work area to verify progress.  
Ask questions and check on how things are going.  
Problem solve as needed.





HEARTBEAT HOSPITAL

OUR MISSION-- EXCELLENCE IN HEART CARE
Vacation Bible School With A Heart!



HEART CARE SPECIALISTS

Table listing various hospital departments and their corresponding staff roles, such as Admissions, Art Crew, Imaging, Songs from the Heart, etc.

PREVIEW PROGRAM ONLY

HEARTBEAT HOSPITAL STAFF

Table listing hospital staff roles and their descriptions, such as X-Ray Lab, Emergency Room, Operating Room, etc.



Registration form fields including NAME, TELEPHONE, VACATION BIBLE SCHOOL DATES, and TIME.

SERVING CHRIST!

MAKING A DIFFERENCE FOR LIFE!

“I don’t know anyone who enjoys going to the hospital. Let’s create a ‘Laugh Room’ in the pediatric ward!” -Joseph Barbera



## GROUPING STUDENTS

HEARTBEAT HOSPITAL *is broadly graded.*  
*Divide students into five groups of equal size.*

**HOSPITAL NURSERY (Birth-Age 3):** Two choices: Will we open this to the community? Or--Will we provide a babysitting service for our staff? Do you want a beehive of activity or a small group. Your decision also depends upon the number of staff members available.

**PEDIATRICS (Age 4-Pre Kindergarten 5):** Because HEARTBEAT HOSPITAL is activity based, the preschool gang can participate as one of the five groups. Simplify crafts and activities as needed.

### COLOR CODE FOR EASY IDENTIFICATION

HOSPITAL NURSERY (BIRTH-3): NO COLOR

1. PEDIATRICS (AGE 4-PRE K 5): WHITE
2. HEART THROBS (K): YELLOW
3. PACE MAKERS (GRADE 1-2): BLUE
4. CARDIO KIDS (GRADE 3-4): RED
5. SURGEONS (GRADES 5-6): GREEN



Overlap ages in any group. If twenty students are in one group and five in another, switch students regardless of grade. Keep neighborhood friends together for comfort. Visiting cousins appreciate joining family members in an otherwise unfamiliar situation.

### OPTION: SMALL CHURCH

With twenty students or less and a few faithful teachers, conduct one daily workshop in a common teaching area. Set up crafts in a separate area. Small groups have the luxury of treating students to projects continued from day to day. Students travel to activities together.




## HOSPITAL ADMISSIONS

*“Write them on the tablet of your heart.”*

*Proverbs 7:3b*

*Make name tags and ‘operate’ registration. This task is too big for one person. If there is a tangle at ADMISSIONS, the first day could be delayed as much as thirty minutes.*

*Identify individual tables  
with group colors, group names and grades.  
Students line up to receive a name tag and cap.*



## PRE ADMISSIONS

A registration card simplifies the first day by having name tags prepared for students. Register through the newsletter, bulletin and take home forms. Telephone neighborhood families. Ask for name, grade or age, emergency telephone number and contact person. If cards are the basis for church growth, add address, parent names and specific information needed for the local church.

## INSURANCE CARD NAME TAGS

Give each group a name and color identity. Make name tags in each group color. Tags become their INSURANCE CARDS. Preserve tags with clear contact paper. Pin tags to students using huge safety pins or hang them on colorful shoe strings around their necks. Collect tags and caps at THE CLOSING. Students pick up their tags each day at the WAITING ROOM OPENING and meet their new teacher.

## MEDICAL CAPS

Consider student surgical caps. Add their group color to the caps or make the caps in specific group colors and watch their eyes brighten.

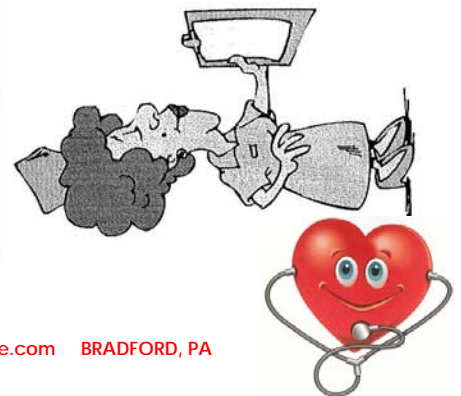


**HEARTBEAT HOSPITAL...Daily Schedule**

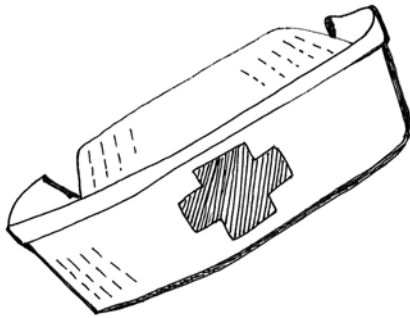
STUDENT GROUPS	9:00-9:15	9:15-9:30	9:30-9:45	9:45-10:00	10:00-10:15	10:15-10:30	10:30-10:45	10:45-11:00	11:00-11:15	11:15-11:30
PEDIATRICS PRESCHOOL	WAITING ROOM OPENING	W O R K S H O P	W O R K S H O P	RED CROSS CAFETERIA SNACKS	HEART SMART GAMES	SONGS FROM THE HEART	PHARMACY STORY TELLER	PHARMACY STORY TELLER	FIRST AID SALVATION STATION	CLOSING
Ages 4-5	WAITING ROOM OPENING	SONGS FROM THE HEART	FIRST AID SALVATION STATION	W O R K S H O P	HEART SMART GAMES	RED CROSS CAFETERIA SNACKS	HEART SMART GAMES	HEART SMART GAMES	PHARMACY STORY TELLER	CLOSING
Kindergarten	WAITING ROOM OPENING	FIRST AID SALVATION STATION	SONGS FROM THE HEART	PHARMACY STORY TELLER	W O R K S H O P	HEART SMART GAMES	RED CROSS CAFETERIA SNACKS	HEART SMART GAMES	HEART SMART GAMES	CLOSING
CARDIO KIDS	WAITING ROOM OPENING	FIRST AID SALVATION STATION	SONGS FROM THE HEART	PHARMACY STORY TELLER	W O R K S H O P	HEART SMART GAMES	RED CROSS CAFETERIA SNACKS	HEART SMART GAMES	SONGS FROM THE HEART	CLOSING
Grade 1	WAITING ROOM OPENING	PHARMACY STORY TELLER	W O R K S H O P	HEART SMART GAMES-GUESTS	FIRST AID SALVATION STATION	SONGS FROM THE HEART	HEART SMART GAMES	FIRST AID SALVATION STATION	SONGS FROM THE HEART	CLOSING
PACE MAKERS	WAITING ROOM OPENING	PHARMACY STORY TELLER	W O R K S H O P	HEART SMART GAMES-GUESTS	FIRST AID SALVATION STATION	SONGS FROM THE HEART	HEART SMART GAMES	FIRST AID SALVATION STATION	SONGS FROM THE HEART	CLOSING
Grades 2-3	WAITING ROOM OPENING	RED CROSS CAFETERIA SNACKS	PHARMACY STORY TELLER	HEART SMART GAMES-GUESTS	FIRST AID SALVATION STATION	SONGS FROM THE HEART	HEART SMART GAMES	FIRST AID SALVATION STATION	SONGS FROM THE HEART	CLOSING
SURG TECHS	WAITING ROOM OPENING	RED CROSS CAFETERIA SNACKS	PHARMACY STORY TELLER	HEART SMART GAMES-GUESTS	FIRST AID SALVATION STATION	SONGS FROM THE HEART	HEART SMART GAMES	FIRST AID SALVATION STATION	SONGS FROM THE HEART	CLOSING
Grades 4-5	WAITING ROOM OPENING	RED CROSS CAFETERIA SNACKS	PHARMACY STORY TELLER	HEART SMART GAMES-GUESTS	FIRST AID SALVATION STATION	SONGS FROM THE HEART	HEART SMART GAMES	FIRST AID SALVATION STATION	SONGS FROM THE HEART	CLOSING

**HEARTBEAT HOSPITAL GROUP ASSIGNMENTS**

BIBLE WORKSHOPS	MONDAY	TUESDAY	WEDNESDAY	THURSDAY	FRIDAY
X-RAY LAB	HEART THROBS	PEDIATRICS	PACE MAKERS	SURG TECHS	CARDIO KIDS
EMERGENCY ROOM	PEDIATRICS	HEART THROBS	SURG TECHS	CARDIO KIDS	PACE MAKERS
OPERATING ROOM	CARDIO KIDS	SURG TECHS	HEART THROBS	PACE MAKERS	PEDIATRICS
CARDIAC ICU	PACE MAKERS	CARDIO KIDS	PEDIATRICS	HEART THROBS	SURG TECHS
RECOVERY ROOM	SURG TECHS	PACE MAKERS	CARDIO KIDS	PEDIATRICS	HEART THROBS



## MEDICAL ACCESSORIES AVAILABLE ON INTERNET



Purchase disposable surgical caps and scrub hats online for all students and leaders. Order extras in case of loss or damage!

Purchase disposable surgical gloves and masks for THE OPERATING ROOM workshop.

Most inexpensive medical supplies are available at [www.amazon.com](http://www.amazon.com) at inexpensive prices. There are many internet sites that offer these items for real medical people. They work just as good for the children!

Local drug stores may also have disposable medical supplies. Check it out.

Local hospitals may be willing to donate accessories when asked.

### NOTES:





# Heartbeat Hospital VBS

...Welcome To The Best Heart Care!



NAME \_\_\_\_\_ GRADE/AGE \_\_\_\_\_

ADDRESS \_\_\_\_\_

PARENTS \_\_\_\_\_ TELEPHONE \_\_\_\_\_

EMERGENCY CONTACT \_\_\_\_\_ TELEPHONE \_\_\_\_\_

SPECIAL INFORMATION (ALLERGIES/INSTRUCTIONS):

PREVIEW PROGRAM ONLY

# Heartbeat Hospital VBS

...Welcome To The Best Heart Care!



NAME \_\_\_\_\_ GRADE/AGE \_\_\_\_\_

ADDRESS \_\_\_\_\_

PARENTS \_\_\_\_\_ TELEPHONE \_\_\_\_\_

EMERGENCY CONTACT \_\_\_\_\_ TELEPHONE \_\_\_\_\_

SPECIAL INFORMATION (ALLERGIES/INSTRUCTIONS):





# PUBLICITY

## Hospital Human Resources

*Publicity is vital to Vacation Bible School.  
Be clear and concise.*



**CHURCH BULLETIN.** Advertise for team members. Include reminders in the weekly bulletin until HEARTBEAT HOSPITAL begins. Include registration forms.

**CHURCH NEWSLETTER.** Print quick, catchy announcements and include registration forms. Include dates and time.

*\*HEARTBEAT HOSPITAL Vacation Bible School provides leading edge technology—the least invasive, most effective Christian diagnostic treatment for problems of the heart and soul. Elementary students (Age 4-Grade 6) visit five Bible Hospital areas: EMERGENCY ROOM, X-RAY LAB, PHARMACY, INTENSIVE CARE UNIT, and THE OPERATING ROOM..*

\*\*\*\*\*

*\*HEARTBEAT HOSPITAL employs highly skilled medical staff, 'nurses' and technicians guiding visitors to daily hospital activities. Gather at the WAITING ROOM, eat at the RED CROSS CAFETERIA and play HEART SMART GAMES. Sing at SONGS FROM THE HEART. An exciting Chip and Clare story is told in the RECOVERY ROOM while good news about salvation is shared at the FIRST AID STATION.*

\*\*\*\*\*

*\*HEARTBEAT HOSPITAL is a JESUS Based Health System with strategic services allowing us to assist our patients in the prevention of sin, diagnosis of trouble, treatment and support of a wide variety for conditions of the human Heart.*

\*\*\*\*\*

*\*HEARTBEAT HOSPITAL is working hard to be your first choice for heart health care in the region. Come to Vacation Bible School! This Christ centered experience captures the imaginations of each child.*

**WORSHIP SERVICE GREETERS.** Dress as hospital staff and greet people coming into church for worship.

**LOCAL NEWSPAPER.** Take photographs of people in medical uniform. Send a news release before the week to insure publication. Invite a local news reporter/photographer to write a feature story!



**COLORING CONTEST.** Sponsor a coloring contest. Choose one picture. Display completed pictures. Award prizes.

**VISIT THE PULPIT.** Wear a medical uniform and visit your pastor during announcement time. Give basic information.

**LOCAL TELEVISION.** Do not assume a crew will NOT come. Call and ask! Use your local television cable advertising station to print a few lines about the event. This is often free as a public service.

**LOCAL RADIO.** Radio stations dedicate air time to local events. Christian radio stations announce Vacation Bible School. Send information to the closest stations.

**NEWSPAPERS AND MAGAZINES.** Does your denomination have a communication network? Send pictures and a well written article. You may be pleasantly surprised to find your church featured.

**POSTERS.** Although considered the least effective, placing signs in stores and well traveled spots brings attention to your program.

**MAILING.** Send a one page mailing directly to the kids! Collect names and addresses and mail personal invitations. Add a registration form and an enticing deal... "Bring this letter for a secret prize!"

**FACE BOOK, CHURCH WEB SITE, TWITTER!** Use every digital tool available to get the information to your gang. Ask people to spread VBS news to their internet friends. Start a Face Book page Heartbeat Hospital!

**TELEPHONE.** Assign a phone committee to call families.

**CHURCH SIGN.** Post a huge sign outside the church announcing date, times and featuring the hospital theme.



# PHOTOGRAPHY

## Imaging Service

*Pictures are a unique way to remember the work and the rewards of a visual event. Ask your photographer to wear a medical uniform and enter each activity with enthusiasm.*



## Encourage Visitors And Their Cameras!

This is a great way to involve parents and guests who visit decorated areas. Amateur photographers usually stand at one side to take pictures and should not disrupt events.

NOT FOR USE

## Photography Crew

Assign a small crew to take pictures. This can be a mixture of volunteers or one person who takes responsibility to capture the week in photos.

## Digital Photography

Put digital pictures on a website like [www.smugmug.com](http://www.smugmug.com) Families can purchase pictures at inexpensive prices. The church team chooses which pictures to display for the site. Create a PowerPoint presentation to be shown at the Open House celebration.



## Video

Delegate one person to film important events. Some activities can be staged for filming but it is fine to record events as they develop.

## Selling Pictures

Be prepared to quote prices. Do you want to cover the cost to help defray expenses? Provide sign up sheets along with the cost and size of print.

## Display Pictures

Consider viewing pictures during Open House. Prints may be placed on a wall/bulletin board and video may be shown on computer monitors in the snack area.

Notes:

PREVIEW PROGRAM ONLY  
NOT FOR USE  
PLEASE PURCHASE



## COSTUMES!

### The Uniform Shop

*Bring Heartbeat Hospital to life with props and medical uniforms. This is not difficult or expensive. Teachers, helpers and activity leaders dress in costume. Wear WHITE!*



*"WEAR YOUR HEART ON YOUR SLEEVE".*

*Make a heart and attach to sleeve with a safety pin or paint with fabric paint. The bigger, the better!*

**LOCAL HOSPITAL.** Check with your local hospital to see if uniforms, lab coats or scrubs are available to borrow for the week.

**MEDICAL UNIFORMS.** Borrow uniforms from doctors, nurses, lab technicians and other professionals.

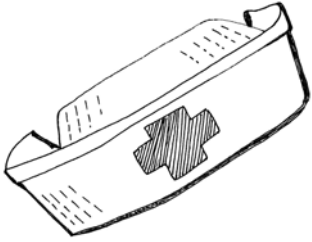
**NURSE:** Tunics in polyester/cotton fabric. Plain or patterned. Trousers can be simple white pants. White shoes. Scrubs in green or blue cotton. Nursing cap is optional. Stethoscope.

**DOCTOR:** White lab coat, dress shirt and tie. Dress slacks or dark skirt. Dress shoes. Stethoscope. Or, hospital scrubs and stethoscope.

**OPERATING ROOM STAFF:** Scrubs, cloth surgical caps, face masks, surgical gloves, booties.



## NURSES CAPS Symbol Of A Profession



Originally, female nurses wore the practical, white, pleated cap and apron of the maid servant, signifying respectability, cleanliness and servitude. As the nursing profession gained recognition, nurses' caps became less utilitarian and more symbolic, a badge of office and achievement, perched on the head.

Since the Second World War, the nurse's cap has lost much of its significance. The "capping ceremony", a ritual in which a junior nurse receives her first cap, has virtually disappeared.

After her training probation period lasting three months, the student nurse or "probie" received her first cap. The caps were decorated with various bands signifying school loyalty, rank and service. They inspired students to persevere through the rigors of training. Part of the ritual was a vow to behave ethically and honor the profession.

Wearing the cap was a privilege, and a nurse in training could have her cap revoked if she transgressed school rules. By the 1950's nursing educators began to believe that using the cap to discipline or differentiate nurses was bad for morale and the capping ceremony of the student nurse was eliminated.



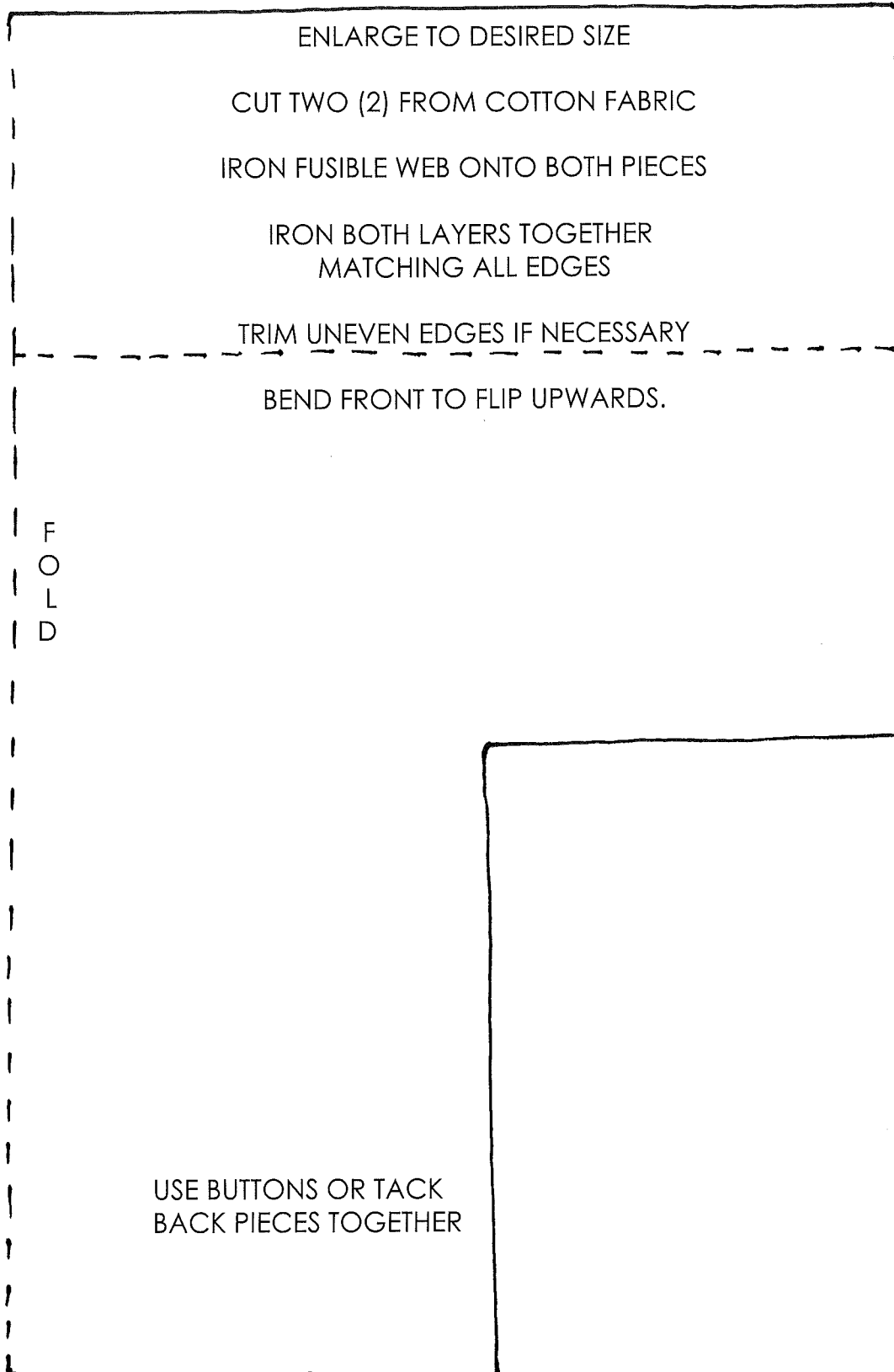
**REMINDER:** Students could wear a version of the simple cotton surgical cap tied in the back.

DISPOSABLE OPERATING ROOM CAPS ARE AVAILABLE.  
CHECK WITH YOUR LOCAL HOSPITAL OR [www.amazon.com](http://www.amazon.com)

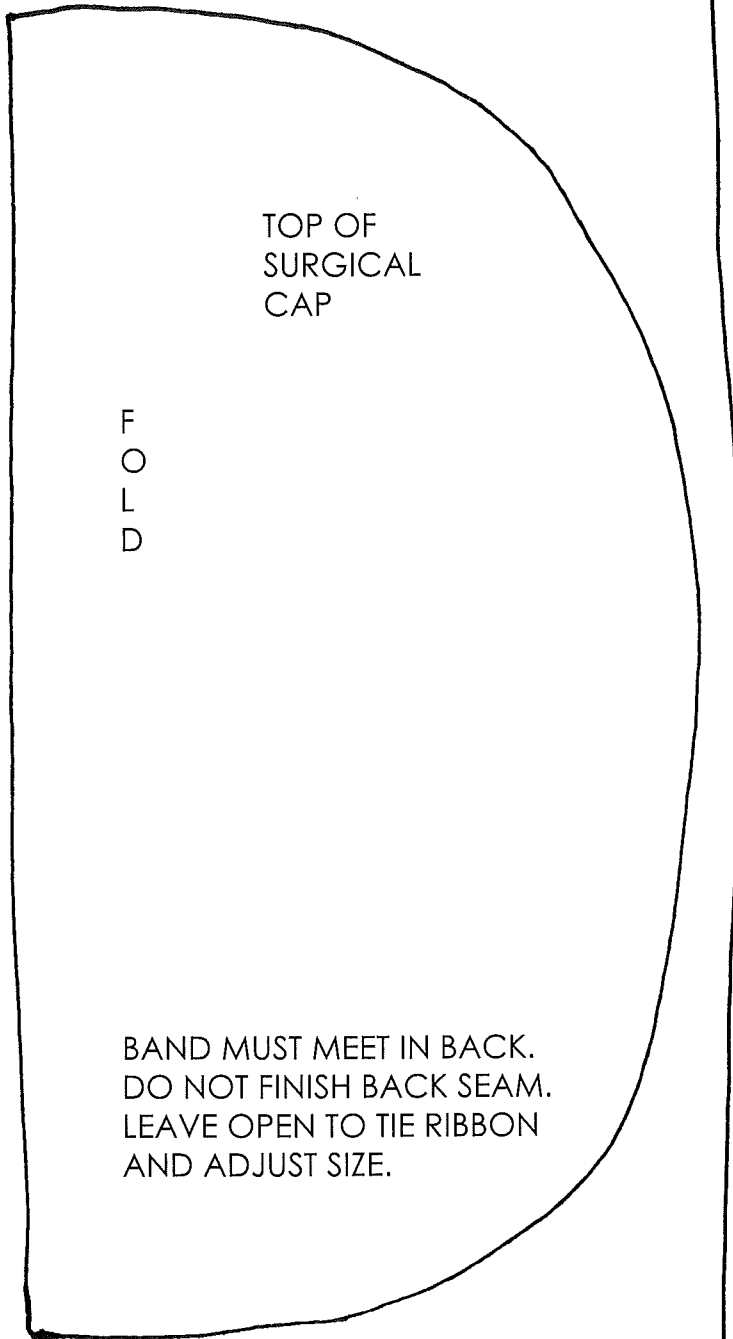




NURSES CAP PATTERN



SURGICAL CAP PATTERN



TOP OF  
SURGICAL  
CAP

F  
O  
L  
D

BAND MUST MEET IN BACK.  
DO NOT FINISH BACK SEAM.  
LEAVE OPEN TO TIE RIBBON  
AND ADJUST SIZE.

BAND (4" X 13")

FOLD TO LINE AND HEM  
RUN RIBBON @ 20"  
THROUGH HEMMED  
CHANNEL AND TIE  
IN BACK.

SEW BRIM TO TOP  
AND CLIP AROUND  
THE CIRCLE TO LAY  
FLAT



# DAILY OPENING

## The Waiting Room

*Love the Lord your God with all your heart.*  
~ Matthew 22:37a

Introduce events, pray, make announcements, collect offering, spark enthusiasm and sing. Establish hospital characters with humor.

Begin each day with a series of loudspeaker "announcements" reminiscent of hospital atmosphere. Vary the announcements. Male or female voice should maintain a cool, calm voice no matter what the message is. Create your own paging messages to reflect people your group knows or choose a few of our examples to begin each day.



"Paging Dr. Goody, paging Dr. Goody.  
Your patients need two shoes."

"Paging Nurse C. More. Bring x-rays to the operating theater,  
stat."

"Paging Nurse Hugs. Lollipops are needed in Pediatrics, ASAP."

HEARTBEAT HOSPITAL welcomes all guests. Visiting hours are 9:00 A.M.-11:30 A.M.  
Please observe all courtesies while in the building."

"No cell phone use is permitted within HEARTBEAT HOSPITAL.  
Please turn off all cellular telephones. Pray instead. Thank you."

"No smoking permitted in areas where oxygen is in use.  
Patients may be left breathless."

"Blood donors needed. Donate now and avoid the rush.  
Receive a free glass of orange juice."

"Emergency entrance is now open for ambulance service."

"Just for today, NO SHOTS!"  
"Just for today, NO SURGERY!"  
"Just for today, FUN ONLY!"



"We request medical insurance information at Admissions."

"Dr. M. I. Here please contact the nurses' desk.  
Your patients are becoming impatient."

"Calling Surgeon Surgeon. Calling Surgeon Surgeon.  
Your name is just plain fishy."

"Dr. I.M. Gone, Dr. I.M. Gone. Report to your office immediately.  
Your staff cannot find you."

"Guests in Coronary Care must drop by the Heart Institute for a lesson on love."

"The police have arrived. Cardiac Arrest. Cardiac Arrest."

**PHYSICIAN ASSISTANT.** The Vacation Bible School Director becomes God's Physician Assistant who directs activities. Dress in hospital uniform and maintain a cheerful attitude.

**DECORATIONS.** Decorate the area to reflect a comfortable waiting space. See the section CREATING HEARTBEAT HOSPITAL for decorating ideas. Reproduce our ideas or create your own WAITING ROOM!

**ON STAGE:** Arrange a small couch, chairs, end tables, large lamps and magazines placed in a comfortable configuration. Add a coat rack, framed pictures and/or colorful posters. Green plants or trees may fill the corners with a spotlight on the floor behind each large plant.

**Floor Screen:** Place a tri-fold screen in one corner. It can be made with plywood and put together with hinges. Paint in cool, soothing colors.

**Signs:** Print large signs directing visitors to hospital areas.

HEARTBEAT HOSPITAL  
OUR MISSION: EXCELLENT HEART CARE

EMERGENCY ROOM ==> PRAY HARD!  
ADMISSIONS ==> JUST ASK!  
SURGERY ==> RIGHT THIS WAY!




**Microphone:** Wrap the microphone stand with white gauze and large band-aids. Wrap the entire stand first and add band-aids at appropriate intervals.

**Background Music.** Play Christian CD's as people enter and exit. Soothing instrumentals (simulating elevator music) work well.

**Offering.** Disposable plastic patient water pitchers with lids work well. If a special cause is designated, let families know. There may be medical ministries the children could support. A terminally ill child, hospital missions, volunteer ambulance service or other places work well.

**Synchronize Watches:** Begin on time even if students and staff are gathering. Welcome the group, sing a few songs, make announcements, perform one segment of the five day skit and dismiss. End on time to guarantee groups move to their first activity. Direct latecomers to their first activities as they arrive.

**Notes:**



*I praise You because  
I am fearfully and wonderfully made.  
Psalm 139:14*



# THE WAITING ROOM DAILY SKITS



*This is a series of five skits in our Waiting Room.  
Do NOT memorize parts. Each skit is short.  
Dress in costume. Parts may be male or female actors.*

## MONDAY

Visitor:  
Nurse:  
Live Dog (any breed, any size):  
P.A. Announcer:

## TUESDAY

Grandparent:  
Nurse:  
Child:

## WEDNESDAY

Parent:  
Child:

## THURSDAY

Grumpy Man:  
Patient Wife:

## FRIDAY

Heart Surgeon:  
Janitor:





# MONDAY

## HEAVEN CAN WAIT!



**ACTORS:** Visitor, Nurse, Live Dog (*Hide the dog*), P.A. Announcer

VISITOR: (PACING NERVOUSLY) He should have been in Recovery an hour ago. He has been in the operating room too long.

(PACING...) The worst part of being in a hospital is the WAITING. Why can't you just come in, have the operation and leave? Is that too much to ask? All the questions...All the tests. You have to wear those awful little gowns with no back at all. I should invent a hospital gown that covers a person from head to toe. I'd be a millionaire.

**SIT IN ONE OF THE CHAIRS. PICK UP A MAGAZINE.  
KEEP CHECKING THE CLOCK/WATCH.**

NURSE: (Entering with a clip board) Is the family of Buddy....

VISITOR: (Jumping up...) That's me! I'm here for Buddy. How is he doing? He's been in the Operating Room so long.

NURSE: (Calmly....) The surgical team sent word that they are still working on him. They have run into some complications but you are not to worry. They can handle it. Please wait here. (Leaves quickly.)

VISITOR: Wait! Don't leave! What do you mean "complications"? Is he going to live? He's so little! He's so young! It was an accident. The car came from nowhere!

She's gone! Why can't I think of what I want to say more quickly? Now, here I am, waiting again. Maybe I should go to the cafeteria for breakfast. They have those huge cinnamon buns. No, I'm on a low carb diet. If I leave, they might come while I'm gone. No, I better just wait.

(AFTER A FEW SECONDS OF SILENCE...) Where did that nurse go? Maybe I should follow her. I didn't see where she went. I'm so tired. Poor Buddy. He's such a good guy.



**P.A. ANNOUNCEMENT (From off stage):** Attention please, laundry truck is arriving at the side door. All uniforms have arrived. Linens are available in the storage room.

Hmmmm, I better pick up the dry cleaning on my way home. Where is that nurse? I'm so worried about Buddy.

**P.A. ANNOUNCEMENT (From off stage):** There is a blue 1968 Mustang, License Plate IMADR, in the hospital parking lot with it's lights on. Repeat: There is a blue 1968 Mustang, License Plate IMADR, in the hospital parking lot with it's lights on.

VISITOR: I better make an appointment to get the car inspected. Where is that nurse? I'm so worried about Buddy. Why do I care about Buddy? He's not a family member. I take that back. Buddy IS my family. I love him a lot. I think it's his cheerful personality.

**P.A. ANNOUNCEMENT (From off stage):** Chaplain Price, please meet the patients for Bible Study in the Hospital Chapel.

Hospital Chapel. Maybe I should think about praying for Buddy. I'm not much of a church goer but now and then a person ought to consider the future. Seems like somebody told me that I should ask Jesus to come into my life. I don't know what they meant. I wasn't listening. I wonder where I'll go when I die. I wonder where Buddy will go? Oh, don't think about that. Buddy's NOT going to die!

I'm glad it's not me on that operating table. I'll think about Heaven and hell later. Yeah, much later when I'm really old. Old people love to talk about God and heaven and dying and stuff. I'm going to forget about God until I get really old and sick. Yeah, gray hair and wrinkles is a good reminder. I'll put it on my calendar: "When hair turns gray, check Bible out at library".

**P.A. ANNOUNCER (From off stage):** Coffee and soda being delivered to the waiting room in fifteen minutes. If you are waiting, be patient.

It's okay with me. I'm just waiting and waiting anyway. Buddy has it easier. He is probably snoring away. Oh, here comes the nurse! Nurse! Nurse! I'm here for Buddy. Is he out of surgery yet? I'm so worried.

NURSE: (Checking clipboard...) Didn't anyone come and talk to you? I have your name checked off my list.



VISITOR: You talked to me. You said there were complications. I am so worried.

NURSE: I'm sorry. That was BARNEY having complications. BUDDY is just fine. In fact, here he comes now. He's ready to go home.

**BRING THE DOG ON STAGE, WRAPPED IN WHITE GAUZE BANDAGES.**

VISITOR: Buddy! I knew you'd be fine. I wasn't worried for one minute. Not one minute. The next time you cross the street, sir, you better look both ways. Let's go home. I have a big biscuit with your name on it and a soft pillow for your nap.

(To Audience....) See? I didn't have to worry. I don't have to think about God or Jesus or Heaven. I have lots of time.

**EXIT WITH BUDDY THE DOG.**

PREVIEW PROGRAM ONLY  
NOT FOR USE  
PLEASE PURCHASE



# TUESDAY STRESS TEST

**Actors:** Grandparent, Child, Nurse



*NURSE IS STANDING IN THE CORNER  
FILLING IN PAPER WORK ON A CLIP BOARD  
WHILE THE CONVERSATION TAKES PLACE.*

GRANDPARENT: *(Rushing down the center aisle with child...)* Hurry up. I have to be on time for my stress test. If I miss the appointment, we'll wait all day. Sit down and be quiet. Read a magazine. There's a soda machine in the corner. *(Sitting down...)* Just let me rest before I take the test.

CHILD: Why couldn't you just leave me home? I hate hospitals. This is a crummy waiting room.

GRANDPARENT: Stop it! Someone will hear you! You know very well why you had to come. The last time I left you home alone, you broke the neighbor's kitchen window with the cat. That's not nice and the cat didn't think much of it either.

CHILD: Do I have a bug in my hair? It feels itchy. Maybe it's a bee! Hurry, hurry! Get it out! Get it out!

GRANDPARENT: Hold still! There's nothing in your hair. Good grief! You are going to be the death of me. When your mama comes home....

CHILD: She's never coming home. She left 'cause I'm bad. She said you're the only person she knows who could take care of me. She said it's because you're a "Pray-er". What's a "Pray-er"?

GRANDPARENT: Your mother was remembering all those late nights I was on my knees talking to God Almighty. We had an understanding. She would try her best to live right and I would keep on praying whether she liked it or not.

CHILD: Must have been "not". Did she love me?

GRANDPARENT: She loves you best in the whole world. I'm still praying. She left to find a way to support you and she will come back for you when the time is right. She will come back. I promise.



CHILD: I want to be a "Pray-er". How do get to be a "Pray-er"? Is it hard talking to God Almighty?

GRANDPARENT: Jesus loves you and wants you to love Him. You must ask Jesus into your life on your own. Prayer is simply talking to Jesus.

CHILD: What should I say? Oh, I know. (DRAMATICALLY LOUD) *"Dear God Almighty, it's me! I'm talkin' to You! Can You hear me? If you can hear me, shout out hello right now!"* (SILENCE) He didn't answer. Must not be home.

GRANDPARENT: You don't have to shout at God. He can hear your thoughts. He knows you inside and out. God is better than a doctor. He even knows the number of hairs on your head.

CHILD: Does He know where mama is? Can He find her?

GRANDPARENT: We can pray and ask Him to bring her home. Lord, Come and answer our prayer right in the middle of this Hospital Waiting Room. Bring my daughter home. Her child needs her and she needs us. Wherever she is, please help her hear us. In Jesus' Name, Amen."

NURSE: I cannot believe this? Is that really you? I'm here! I heard you praying. I went to nursing school. I just got this job as a Registered Nurse. It's a miracle you walked into my Waiting Room.

CHILD: It's you! We have missed you so much! I prayed for you to come home!

GRANDPARENT: It is a miracle, my child. It is not a Co-Incidence that I came for a Stress Test today. It is a God-Incidence! It's time to celebrate! No more stress for me!

**FAMILY EXITS ARM IN ARM**



# WEDNESDAY

## VITAL SIGNS

Actors: Parent, Child



PARENT: (*Rushing child into a seat...*) The nurse at the desk said the Emergency Room staff will call us as soon as they can get to us.

CHILD: (*Hand wrapped in a large bath towel*) It's hurts! It really hurts! I can't wait. I'm so scared. Do you think I'll bleed to death?

PARENT: If you were truly in danger, I am certain the doctor would have placed us at the top of the list.

CHILD: Check my pulse. I'm sure I'm dying.

PARENT: (*Checking pulse...*) Calm down. Your pulse is fine. You are breathing and your skin color is good. Your Vital Signs are strong. A few quick stitches will fix your hand.

CHILD: Stitches? Does that mean I have to have a shot?! Maybe you should look at the cut. There might be more blood coming out now. What happens if ALL my blood falls out?

PARENT: I think someone needs a hug. Let's go over the facts. You had an adventure today that went wrong. I hate to say I told you so, but....

CHILD: But you're going to, aren't you? I deserve it! You told me so! I'm begging you, see if all my blood is gone!

PARENT: We have a little trust problem here. Do you think your very own parent would let you sit in a hospital Waiting Room while all your blood fell out? Come on...give me a little credit. I take very good care of you. Just like God takes care of *His* children.

CHILD: God hates me!

PARENT: And why would God hate you?

CHILD: I disobeyed you and I stole your knife. I tried to whittle that old log into a canoe after you told me not to do it. I knew it was wrong. I hid the knife in my sock. I snuck out the door after breakfast. God hates me!!!





PARENT: God LOVES you! God loves you so much that He sent His Son, Jesus, to pay for your sins—including stealing my sharpest knife! God knows all about kids. He knows your heart. Sometimes lessons are learned the hard way. Today was your day to learn to obey. I'm sorry that you are feeling so much pain.

CHILD: What if God wants to teach me a big lesson? What if God thinks I'm not worth saving? What if God gives me what I deserve for my sin?

PARENT: God uses real life disasters to lead us to Him. I know God wants to give good gifts to His children. Sometimes very bad things happen. But even then, God is in control.

CHILD: So, how do I find out what's on God's Mind? How can I tell Him I learned my lesson? What should I do? What should I do?

PARENT: Remember when I checked your Vital Signs? I discovered that your heart is beating, you are breathing, you are awake and talking. Maybe it is time for you to take your Spiritual Vital Signs.

Think about your relationship to the Lord. You must learn to trust God on your own. When I'm not with you, you will know for sure that God is holding you safely in His hand.

CHILD: I can do this. "Dear Lord, Please forgive me for stealing that awful knife. I'm so afraid that You won't forgive me. I want to be Your child. Help me learn to obey. I promise I will try hard to do the right thing from now on. Amen."

PARENT: Feel better?

CHILD: Take my Vital Signs. See how I'm doing? I don't think all my blood fell out after all. God is going to make me feel better inside and outside.

PARENT: That's what hospitals are for, dear. I see the nurse is motioning us to come. When we are finished in the Emergency Room, we'll do lunch!

CHILD: Can I have a hot fudge sundae at the end of lunch?

PARENT: We'll discuss it. Stitches first. Sundaes later.

EXIT



# THURSDAY

## SMELLING OUT GOD'S FACTS



**Actors:** Grumpy Man, Sweet Wife  
*One large box of pop up tissues.*

GRUMPY MAN: *Wrapped in a blanket, fighting a bad cold. Speak as if nose is clogged. Carry huge box of tissues. Blow nose loudly and toss lots of tissue on the floor liberally throughout the skit. His attitude is like a stubborn, small child.*

*(Stomps into Waiting Room.)* I can't believe you made me come to Heartbeat Hospital. I don't want to be here. I want to go home.

BLOW NOSE-TOSS TISSUE.

WIFE: Now, darling. You have had this cold for over two weeks. It is time to get some help. You don't want to get pneumonia, do you?

MAN: *(Stubbornly...)* I don't care. I want to go home.

BLOW NOSE-TOSS TISSUE.

WIFE: Sit down, dear. This is a comfortable Waiting Room. The nurse will call us shortly.

MAN: *(Stomp foot.)* No she won't. I've been to hospitals. They make you wait and wait. They make you wear those silly little dresses—which, by the way, will make my cold worse! Then they stick stuff down your throat. I don't even want to say where they give you a great, big shot! Then, somebody you don't even know calls you "Honey"! I want to go home.

BLOW NOSE-TOSS TISSUE.

WIFE: Darling, I don't think the nurses mean to offend you. They want to put you at ease..to make you more comfortable. Pick up your tissues, dear. The nurses will get angry.

MAN: See? They're mad at me already and I haven't even talked to them. I want to go home.

BLOW NOSE-TOSS TISSUE.

WIFE: Relax, dear. I will hold your hand every step of the way. I will even pray for you. God won't let anything happen to you that He cannot handle.



MAN: If God loves me so much, how come He let me have this awful cold?  
You can pray all you want, and I'll still have a cold. I want to go home!  
(Stomp foot.) BLOW NOSE—TOSS TISSUE.

WIFE: (*Sarcastic. Patience is gone. Point finger into man's chest.*) I've had enough of you, buster! You need to use those tissues to sniff out God's Facts, Honey! No time like the present. After all, we're in a Waiting Room. We have LOTS of time.

First: God shows He loves you in a million ways. You never notice because you are busy being grumpy.

Second: We're all sinners, including me. Including you, big shot!

Third: Would you send your son into a danger zone, knowing he would die? God did!

Fourth: God placed His gift of salvation in your hands and waits for you to open it. It's up to you. Sooner or later you are going to get your wish. You WILL go Home. Let's see how grumpy you are then, buddy!

MAN: (Thoughtfully...) When I think about it, I do want to go home—God's Home. I don't want to get on the Heaven bus today, but I want to know for sure that Heaven's Home is waiting when I'm ready.

WIFE: (*Calm and sweet...*) Well, that's more like it, dear. Now pick up the tissues and relax. I'm sure they will call us shortly. (*Sit down and pick up magazine. Ignore the man.*)

MAN: (*Obediently starts to pick up tissues....To the audience...*) Wow, I kind of like it when she gets feisty. It's good to sniff out the facts of how to be saved and remember how much God loves us.

I never meant to get so grumpy. How did it happen? Grumpiness sort of "overcame" me a little at a time. I forgot that God is the Boss. When you have a cold, you feel like you are walking through fog. Dizzy, earaches, fever, plugged nose, coughing. Yep, I need a doctor. I was too proud to admit it before my sweet wife pointed out my illness. I wonder if the Emergency Room doctor can cure 'grumpy' for me. Let's hope I'm not too proud to admit my need for Jesus when God points out my sin. After all, I want to go Home!

WIFE: (Calmly...) They are calling your name, dear. Let's go see what the doctor has to say.



# FRIDAY CARDIAC ARREST!

Actors: Doctor and Janitor

Janitor sits alone on edge of stage  
leaning on large push broom.



Janitor: (Reads from Bible) *"The Lord does not look at the things man looks at. Man looks at the outward appearance, but the Lord looks at the HEART."*  
1 Samuel 16:7

God looks at my heart! That's good news. From the day I became Heartbeat Hospital's janitor, people have looked down on me. I'm just the janitor...just the maintenance person. I empty the waste baskets and sweep the floors. I'm ...nobody. Except this verse says God thinks I'm ...somebody!

Doctor: (Reading silently from a clipboard or stack of paper, hurries through the scene in a big rush) Excuse me! Excuse me! Coming through! No time to waste.

Janitor: (Cheerfully...) Hi Doc! What's shaking your world today?

Doctor: (Stops, impatient) Good morning, uh, uh....

Janitor: (Insert name as desired) Tom. My name is Tom. I'm just the janitor at Heartbeat Hospital. I see you here every day. Remember me?

Doctor: Of course I remember you. Good morning, ...Tom. Sorry I can't talk. I have more important things to do. New patient to see right away. You understand. (Rushes away.)

Janitor: (Looking after the doctor...) Sure, I understand. More important things to do. I'm just the janitor. (Start to sweep floor.)

Doctor: (Re-enters hesitantly) Um, Tom?

Janitor: Uh-Huh?

Doctor: Something you said made me come back. I'm sorry I was in such a hurry. I...I...



Janitor: Yes?

Doctor: Give me a minute. It's hard to say. I...I... I'm sorry I treated you ...well, like you aren't important. Like you are 'just a janitor'.

Janitor: I say 'good morning' to you every day. I say the same thing every morning: "Hi Doc! What's shaking your world today?" Every day you are in a hurry.

Doctor: In my own defense, I am always in a hurry. I have patients to see, operations to perform, lives to save.

Janitor: Uh-huh. (Goes back to sweeping.)

Doctor: (Watches silently for a moment.) That sounded pretty lame, didn't it?

Janitor: Uh-huh. (Sweeping)

Doctor: Why did you say it?

Janitor: Say what?

Doctor: 'just the janitor'. You said you are 'JUST the janitor'.

Janitor: That's how you treated me. You have IMPORTANT people to see. IMPORTANT lives to save. I'm JUST the janitor, barely worth a glance...except I know I'm not JUST the janitor.

Doctor: I never meant to push you aside. You've always been kind of 'invisible' around here. You do your job and leave. What you do allows me to do what I do. That's a good thing. I can't be the doctor AND the janitor. I need you.

Janitor: Uh-huh. (Sweeping)

Doctor: Now what? What did I say wrong this time?

Janitor: You need me. Do you think I'm as important as you are? Look at my work clothes. Look at my work 'tool'...a broom. Do I look important on the outside of me?

Doctor: Well, I guess you look like a...janitor.



Janitor: Uh-huh. (Sweeping.)

Doctor: (Turns silently to leave...) Uh -huh. (Turns back.) Wa-it a minute. Do YOU think of ME as someone as important as YOU are? Look at my work clothes. Look at my work 'tools' ...papers, stethoscope. Do I look important on the outside of me?

Janitor: Well, I guess you look like a ...doctor.

Doctor: Ah-ha! You don't know me at all! You are as bad as I am. You look at the outside of me and you don't see my heart.

Janitor: Funny you should mention it. I was just reading God's Word. Listen to this: *"The Lord does not look at the things man looks at. Man looks at the outward appearance, but the Lord looks at the heart."* 1 Samuel 16:7

Doctor: Uh-huh. (Smiling) Well, Tom, I think we have both learned something at Heartbeat Hospital today. We have learned to look at who a person really is on the inside, and not just what they look like on the outside. I promise to take time to really get to know the people I meet every day.

Janitor: It's not our job, our clothes, our home that make us what God wants us to be. It's what's in our hearts. When God gets hold of my heart, I become His servant.

Doctor: My heart is saying it's time we get to know one another, Tom.

Janitor: Don't you have important things to do? New patients to meet?

Doctor: No one more important than you, my friend. Let's take a walk. How about a cup of coffee and a doughnut?


Janitor: Uh-huh! By the way, what's shaking in your world today, Doc?

EXIT





# HEARTBEAT HOSPITAL ...OPEN HOUSE



*Show off decorated workshops,  
sing songs and display crafts.  
Families wander through HEARTBEAT HOSPITAL  
sampling snacks at the RED CROSS CAFETERIA  
while photographing this special celebration.*

**Leaders are responsible  
to be in their work area after  
the formal program.**

If the week ends on Friday, plan an evening program. Do not eliminate the last day to present OPEN HOUSE if your VBS is in the evening. Some churches present the final program Sunday morning. It may be eliminated.

## Sample Open House Schedule

- 7:00 P.M. -Welcome  
7:01 P.M. --OPENING PRAYER
- 7:02 P.M. --Director Introduces Heartbeat Theme  
7:07 P.M. --Students Sing \_\_\_\_\_
- 7:10 P.M. --Recite Scripture Verses  
7:11 P.M. --Students Sing \_\_\_\_\_
- 7:20 P.M. --OFFERING  
7:25 P.M. --Teacher Appreciation/Gifts  
7:35 P.M. --Students Sing \_\_\_\_\_
- 7:37 P.M. --CLOSE IN PRAYER  
7:40 P.M. --DISMISS TO TOUR HEARTBEAT HOSPITAL  
8:30 P.M. --Staff Begins Clean Up



# PHARMACY

## THE STORY TELLER

*This fifteen minute segment is  
a delightful story adventure.*



**WHO IS THE STORY TELLER?** This is a unique spot where kids hide away to hear a five day story in 15 minute segments. Tell the story with great enthusiasm. Choose a quiet room far from the noise of Vacation Bible School activity.

**HOW SHOULD I DECORATE THE PHARMACY?** Load bottles, boxes and medical supplies on a shelf. Hospital accessories as suggested in the curriculum may be used. The area should be empty so student groups can sit on the floor. Toss pillows around the room for students to rest while hearing the story. Blow cool air from a fan over the group. Sit in a comfortable chair to tell the story.

**WHAT SHOULD I WEAR?** Dress in white. Become the Pharmacist, filling prescriptions.

**WHO HEARS THE STORY?** Student groups visit daily. If the continuing story does not interest preschool children, substitute other stories or choose another activity for their group. (Short DVD's)


**WHAT STORY SHOULD I TELL?** "Emergency!", a five part Conley Twin 'tell aloud' story with script and large line drawings. As in other Conley Twin stories, our modern day Christian kid detectives face danger when their father becomes ill and when mysterious people show up in Shadow River! Don't miss it!

**Buy the entire Conley Twin collection for Children's Church,  
Sunday School, story time!**

EMERGENCY is available  
CLOSE ENCOUNTERS MINISTRIES, 1-888-236-5433.  
[www.cemlife.com](http://www.cemlife.com)



## SONGS FROM THE HEART A LITTLE HEART MUSIC



*“Sing aloud unto God our strength;  
Make a joyful noise....”  
Psalm 81:1*

*SONGS FROM THE HEART is a fifteen minute daily music session. Individual student groups sing Praise and Worship choruses about love. Choose upbeat songs performed in a contemporary style.*

### DECORATION

HEARTS! Tape hearts on the walls and sprinkle various colored hearts on the piano, doors, windows, walls. Write messages of love on some of the hearts. Use the song titles and scripture verses with the love theme (Example: “For God so loved the world...John 3:16). Red heart strings of lights are available in catalogs. Heart shapes on the ends of large black music notes look terrific.

### HEARTBEAT PRAISE SINGERS

PRAISE AND WORSHIP TEAM. This appealing contemporary style is enjoyed by all.

### COSTUME

If wearing scrubs or medical uniform, add hearts. These accessories may be in the form of a heart pin collection, hearts stenciled directly onto the uniform with fabric paint in a variety of bright colors, or paper hearts cut from colored paper and covered in contact paper for strength. Female leaders wear red ribbons or scarves in their hair. Male leaders wear washable heart “tattoos” on hands or arms.



## MUSIC

We have five original songs HEARTBEAT MELODIES available separately. Order online at [www.cemlife.com](http://www.cemlife.com) to be shipped or downloaded. Written and produced at GLORY SOUND STUDIOS, Winston-Salem, NC, we think you will love these very special songs of the heart!

**SING A SONG OF SCRIPTURE**, 100 Scripture Songs For Kids, compiled by Ken Bible, Lillenas Publishing Company, Kansas City, MO 64141.

Behold, What Manner of Love, page 130  
Father, I Adore You, page 111  
His Love Medley, page 84  
I Love You, Lord, page 40  
Into My Heart, page 142  
John 3:16, page 87  
Love and Praise Medley, page 40  
Oh, How He Love You and Me, page 86  
Our Father's Love Medley, page 130  
Trust In the Lord With All Your Heart, page 30  
We Were Made To Love the Lord, page 9

**PICK A PACK OF PRAISE**, 50 Songs of Fun and Faith For Kids, arranged by Joseph Linn, Lillenas Publishing Company, Kansas City, MO 64141.

Down In My Heart, page 43  
Gifts In My Heart, page 23  
I'm Gonna Hide God's Word Inside My Heart, page 21  
Jesus, I Love You, page 23  
Jesus, I Love You Medley, page 23-24  
Jesus Loves, page 12  
Love Is The Greatest Gift of All, page 13  
My Heart Is Steadfast, page 3  
Show His Love Medley, page 27-28

**THE ULTIMATE PRAISE SONGBOOK FOR KIDS**, 50 Songs, Hymns and Choruses, arranged by Joseph Linn, Lillenas Publishing Company, Kansas City, MO 64141.

Every Breath That I Take, page 14  
I Give You Love, page 41  
I Love You, Lord, page 4  
I Love You Medley, page 3



Instruments Of Your Peace, page 31  
Search My Heart, page 19

**ALL THE BEST SONGS FOR KIDS**, 230 Praise Songs, Choruses and Children's Favorites for Preschool Through Preteen, Lillenas Publishing Company, Kansas City, MO 64141.


SONG BOOK FOR VOICE/PIANO, 5 CD + BOOK COMBO

Down In My Heart, page 196  
Enough Love, page 105  
Everybody Ought To Love Jesus, page 88  
Father, I Adore You, page 91  
Gifts in My Heart, page 86  
Give Me Joy in My Heart, page 87  
Heart To Change the World, page 214  
I Love Jesus, page 9  
I'm Gonna Hide God's Word Inside My Heart, page 200  
Into My Heart, page 143  
Jesus, I Love You, page 79  
Jesus Loves, page 182  
Jesus Loves Even Me, page 126  
Jesus Loves Me, page 104  
Jesus Loves the Little Children, page 30  
Jesus Loves the Little Ones, page 32  
Love Is Patient, page 136  
Love, Love, Love, page 142  
O How He Loves You and Me, page 145  
O How I Love Jesus, page 85  
Say to the Lord, I Love You, page 75  
Show His Love Medley, page 214  
We Were Made to Love the Lord, page 74

**NOTES:**



# HEART SMART GAMES AND GUESTS GOOD, HEALTHY FUN!



*A fun daily fifteen minute heart healthy activities mixed with a variety of medical guests who teach health lessons.*

Choose activities your team feels comfortable arranging. Play active, fast paced games that encourage running, jumping laughing and comradeship. Choose from our list or play your favorite games. Choose several days for local guests, as available and use the rest of the days for games.


## GAMES

**WARM UPS:** Line students in rows. Do arm and leg stretches, jumping jacks, leg lifts and running in place at the beginning of each session.

**WALK:** Mark a course with streamers, flags or markers of your choice. Begin slowly. Gradually increase speed adding arm pumping. If safe, consider walking around the block or into the woods. Encourage students to increase their heart beat. Emphasize the benefits of brisk walking. When the walk is complete, ask how their body is feeling. Discuss rapid heartbeat, breathing, sore legs and arms.

**RUN:** Decide running skill of each group. If healthy and energetic, jog on a safe course around the church. If there are sick or wheelchair bound students, use them as course guides stationed at various points. A short course is best. Motivated joggers may repeat the course two or three times.

**RED ROVER:** Half the group holds hands at one end of the course. The other half holds hands at the starting line. In unison, the first group calls one student to break through their line. If he/she breaks through the line, they return to their team. If the line holds, that player becomes a member of that team. The strategy is to try to find the weak link in the opposing team's line. Play until only one member remains on one team. Call in a sing song voice: "*Red Rover, Red Rover, let \_\_\_\_\_ come over.*"





**RELAY RACES:** Carry objects from one place to another and back again. Include activities like twirling a hula hoop or tossing a ball as part of the relay. Divide the group into two teams or play individually.

**OBSTACLE COURSE:** Devise a tricky obstacle course where two teams crawl over and under, walk backwards, run full strength, walk slowly around chairs, carry awkward objects and use brute strength to complete. Time the teams to find the winner. This can be an individual competition. Time each contestant with a stop watch and give them a card with their time on it. Encourage crowd cheering!

**WATER BALLOON TOSS:** Fill balloons with water and store in buckets. Students team with one person and stand face to face with their partner. Begin tossing the balloon at close range. With each successful toss, partners back up one step. Continue until the last team with an unbroken balloon is found. Repeat several times.

**BALL GAMES:** Consider a rousing game of dodge ball, kick ball or softball. Play as much as possible in the fifteen minutes allotted.

**FRISBEE TOSS:** Play a lively game of toss and catch. The more discs, the more fun! Anyone can catch any disc tossed in their direction. There are SONIC SAUCERS available that recreate a digital audio sound effect when thrown.

*Or, toss one disc from one team to another. If the disc is dropped, that person sits out. Play until only one person remains standing with the disc!*

**TUG OF WAR:** Tie a red handkerchief in the middle of a long rope. Two teams defend their area by pulling the rope as hard as they can as a team. Create a no-man's land in the middle. Once the flag crosses that area, that team is the winner.

**BEACH BALL TOSS:** Purchase lots of lightweight beach balls. Toss all the balls into the group. They must keep as many balls in the air for as long as possible. When a ball falls, that ball is out of play.

**PARACHUTE GAMES:** Purchase one or two large parachutes. A variety of tossing games may be played with teams stationed around each chute.

ORIENTAL TRADING CO: [www.orientaltrading.com](http://www.orientaltrading.com)

S&S ARTS AND CRAFTS: [www.swww.com](http://www.swww.com)



## HEART SMART GUEST LIST



*Ask medical people from your local community to visit and teach the basics of good health habits. If Christian medical people are available to add their testimony, use them. If not, enjoy community professionals. Guests come in full uniform. Choose from our suggestion list or discover unique local medical people. Give daily gifts of coloring books, tooth brushes, dental floss, etc.*

### AMBULANCE TOUR

Ambulance technicians display equipment used in emergencies, explain their jobs and tell stories of accidents and illnesses.

### PARAMEDIC

#### EMERGENCY MEDICAL TECHNICIAN (EMT)

Ask emergency teams to explain what they do. Bring the tools of their trade. Show how a patient is loaded onto a back board, taken out of a car after an accident, carried down stairs or handled in an emergency situation.

### MEDICAL HELICOPTER

If your church has space for the helicopter to land, ask the crew to explain their work. A typical crew is a pilot, physician, paramedic or registered nurse and patient. Some crews enjoy an opportunity for public service. Be prepared! This is a lot of fun and will be a big deal in your community. Advertise ahead of time. Word of caution: If a real emergency occurs, the helicopter will cancel their visit or delay it until another day. Be flexible.

### SURGEON/O.R. NURSE/SURGICAL TECHNICIAN

The surgical team shows implements used during surgery and explain what happens. This is a wonderful way to calm fears of surgical procedures children face.

### PHARMACIST

Explain how to take medications properly and describe the job of the pharmacist.

### CPR DEMONSTRATION


Ask your local hospital, fire department or ambulance service to send someone to show how CPR is performed.



### **PEDIATRICIAN/SCHOOL NURSE**

Demonstrate a basic childhood examination. Discuss the importance of seeing the doctor regularly. The school nurse may record height, weight and blood pressure. Explain how important it is to be healthy while attending school. Discuss the importance of coming to school every day.

*Avoid accidents at school and on the school bus. Discuss what to do in emergency situations: bus accident, teacher passes out in class, friend falls and is unconscious, vomiting, fever, playground injury.*



### **ASK A NURSE**

One or more nurses talk about healthy lifestyles--Eating well, getting plenty of sleep, exercising, etc. The nurses may listen to hearts, take pulses, blood pressures or show how to wrap specific injuries. Demonstrate bandaging using students in the group.

### **DENTIST/DENTAL ASSISTANT**

Explain how to floss teeth. Demonstrate proper brushing and emphasize the importance of the six month check up. Display dental tools. Give each student a tooth brush or package of dental floss.

### **DOCTOR/ER DOCTOR/PHYSICIAN'S ASSISTANT**

Ask a doctor to explain his/her area of specialty, show tools or skeletons and why he/she wanted to become a doctor.

### **MILITARY MEDICAL TEAM**

If a military installation is nearby, ask a M.A.S.H. team to show field techniques and triage and discuss procedures to save military lives.

### **OPTOMETRY**

Ask an eye care specialist to discuss eye health. Demonstrate an eye examination and talk about glasses versus contact lenses and care of both.

### **LABORATORY TECHNICIAN**

Explain how blood is drawn and the importance of looking inside to make a person well.



**AMERICAN RED CROSS TEAM MEMBER**

Ask the local American Red Cross organization to send team members to explain how the Red Cross helps in any emergency.

**VETERINARIAN**

Bring a variety of animals that the local veterinarian examines while explaining the importance of pet health care.

**BASIC FIRST AID**

Teach a basic first aid techniques and discuss proper use of 9-1-1.



**NOTES:**

PROGRAM ONLY  
NOT FOR USE  
PLEASE PURCHASE



## RED CROSS CAFETERIA HEART HEALTHY SNACKS



*Eat an amazing array of healthy snacks mixed with a few fun foods during this daily fifteen minute snack break. Serve simple cafeteria foods.*

**DECORATION:** RED CROSS CAFETERIA is a hospital cafeteria with long tables and chairs. Fill the table with napkins, straws, silverware grouped in glass containers, condiments, salt and pepper.

*Design hospital centerpieces using Calvary's Cross, hearts, nursing caps, stethoscopes, medicine bottles, band aids. Make hospital flower bouquets with GET WELL tags and balloons. Cover long tables with Dollar Store red plastic table coverings.*

Paint one large red cross of Calvary on the wall with RED CROSS CAFETERIA printed on it. Other phrases may be printed around it:

NOT FOR USE  
PLEASE REMOVE  
JESUS IS THE HEART OF THE MATTER  
THE CROSS IS THE ANSWER...WHAT'S THE QUESTION?  
COME TO THE RED CROSS  
JESUS LOVES YOU  
RED CROSS=LOVE

**COSTUME:** Wear white bib aprons, white slacks, white shirts and nurses' caps. Each white cap has one red cross in the front. Of course, it's Calvary's cross! Don't forget to wear your "heart on your sleeve"! (Make one red heart and pin it to one sleeve or paint a red heart on one sleeve.)

**SERVING:** Stack small serving trays near the serving area. Students pick up a tray, choose their snack and find a seat at the table. If they want seconds, they come back to the serving area with their tray. Beverages may be placed in pitchers on the table or added to each tray. Ice water is available on the table.



## RED CROSS CAFETERIA MENU

Use our simple menu plans or search your cook book for delicious options. It is not necessary to serve an entire lunch. Mini portions are enough to provide a light snack. Have fun with the food and the preparation. Substitute fattening ingredients for less calories and prove how delicious a light menu can be!



### **GENTLE SUGGESTION TO THE RED CROSS TEAM**

*Do not provide alternative snacks for students who refuse to try menu items. Most kids are willing to accept a "No Thank You" helping. Start with small portions and refill when students want more. Do not be held hostage to bad attitudes. Complainers become enthusiastic, telling everyone they tried something new.*

*If students decide not to eat the snack, say "That's okay! I'm sure you will have lunch when you get home." The only exception should be for students with health concerns. Parents inform kitchen before their student arrives.*

### **PRETZELS/POPCORN**

Fill bowls with pretzels. Look for popular varieties. Popcorn may also be placed in large bowls. These snacks are a nice addition to any menu items offered on any day.

### **FISH STICKS WITH VEGGIES**

Bake frozen fish sticks. Prepare 1-3 fish sticks per student. Provide sliced carrots, celery, cherry tomatoes, broccoli or cauliflower kid friendly favorites. Offer a variety of dips for fish and vegetables: Ketchup, tartar sauce, ranch dip, honey mustard and other similar dips.

### **CHICKEN SALAD ON LETTUCE**

Keep it simple with kid friendly ingredients. Make it colorful with shredded carrots and diced celery. Place one scoop on a bed of lettuce. Add crackers on the side of each plate. Fruit slices may be added to the plate.





**GINGERBREAD**

Make your favorite gingerbread. Boxed mixes taste delicious. Top with warm caramel sauce or Cool Whip which is low calorie. Serve warm.

**VEGGIE PIZZA  
TUNA SALAD WRAP  
CHICKEN FAJITAS**

**APPLE CRISP**

This dessert is a treat for your taste buds! Choose a favorite recipe and ask several volunteers to help make pans of crisp.

**BANANA OATMEAL COOKIES**

These are the kind of cookies that makes digging through old cookbooks rewarding. Bake at 400 degrees/10 minutes. Cookie sheets are prepared with cooking spray. Makes 2 dozen.

3/4 c. unbleached flour	1/4 t. salt
1/4 t. baking soda	1/2 t. ground cinnamon
1/4 t. ground allspice	1 cup quick cooking oats (not instant)
1/3 c. raisins	1/4 c. chopped walnuts
1 large egg white	3 T. Butter cut in 1/2" pieces
1/2 c. (packed) dark brown sugar	1 small banana, cut in 1" pieces
1 t. vanilla extract	

Whisk flour, salt, baking soda, cinnamon, allspice in bowl. Mix in oats, raisins and nuts.

In blender on medium speed, mix egg white, butter and sugar until smooth. Blend in banana and vanilla until mixture is smooth. Pour banana mixture in bowl with dry ingredients, mixing with spatula until well combined. Batter is fairly stiff.

Drop batter by walnut size spoonfuls onto baking sheets, spacing cookies 2" apart. Flatten with the back of a wet spoon, wetting spoon frequently between cookies, to make 2" cookies.

After 10 minutes, bake additional 5 to 8 minutes until golden brown and firm in center. Cool.

**FRUIT JAMBOREE**

Offer a wide assortment of fruits on large platters. Students may choose from the delicious offerings. Be sure there are enough fruits for second helpings. For fun provide kabob sticks and allow children to make their own colorful fruit kabob.

**CANTALOUPE SLICES  
ORANGE SLICES**

**BANANA SLICES  
MANDARIN ORANGES**



<b>CHERRIES</b>	<b>APPLE SLICES</b>
<b>PEAR SLICES (CANNED OR FRESH)</b>	<b>GRAPES (LIGHT AND DARK)</b>
<b>PEACHES (CANNED OR FRESH)</b>	<b>STRAWBERRIES</b>
<b>PINEAPPLE (CANNED OR FRESH)</b>	<b>WATERMELON</b>

Add colorful mini marshmallows for color and sweetness.

#### **VEGGIE MEDLEY**

Offer a wide assortment of cut vegetables on large platters. Students may choose from the wonderful varieties. Be sure to choose kid friendly vegetables. Add pretzels or baked potato chips as a side dish. Jello salads may be served with the vegetables.

<b>CELERY STICKS</b>	<b>CARROT STICKS</b>
<b>CUCUMBERS</b>	<b>TOMATO SLICES/CHERRY TOMATOES</b>
<b>BROCCOLI</b>	<b>CAULIFLOWER</b>
<b>GREEN OLIVES</b>	<b>DILL AND SWEET PICKLES</b>
<b>VEGETABLE DIPS</b>	

#### **VEGETABLE BEEF SOUP/CHICKEN NOODLE SOUP**

Make your favorite homemade soup. Serve with oyster crackers or goldfish crackers. Warm, dark bread may also be served as a side.

#### **SANDWICHES**

Offer a variety of delicious sandwiches served on wheat bread, wheat pita pockets or thin tortilla wrap. Make a variety of fillings that students may choose from as they walk through the line. Serve with soup, crackers, baked chips, pretzels, Jello, fruit or cut vegetables.

<b>CHICKEN SALAD</b>	<b>PEANUT BUTTER/STRAWBERRY JELLY</b>
<b>EGG SALAD</b>	<b>SLICED TURKEY OR CHICKEN</b>
<b>TUNA SALAD</b>	<b>HAM SALAD</b>
<b>CREAM CHEESE</b>	<b>TOMATO AND LETTUCE</b>

#### **BEVERAGES**

Beverages should be icy cold. Milk, low calorie fruit drinks, fruit punch.

### **NOTES:**



# FIRST AID SALVATION STATION



*Fill a personal FIRST AID KIT! Simple items are placed in a small container. Discover how to become strong, healthy Christians. 15 minutes daily!*

**CHARACTER AND COSTUME:** Be a PARAMEDIC teaching the good news of Jesus. The gospel is presented in a non threatening atmosphere. Students are given an opportunity to accept Christ at the end of the week.

**DECORATIONS/SUPPLIES:** First Aid Station. Place health posters on the wall. Make homemade posters describing how to brush teeth or eat healthy meals.

Make an examining table by covering a table with a white sheet, twin blanket and white bed pillow. Various glass containers filled with band aids, gauze, tongue depressors, q-tips, etc. are lined up on a small table. Place a bright floor lamp at one end of the examining table. One or two chairs may be placed beside the table.

*Display a full sized First Aid Kit on a table set up specifically for this purpose. Include every item that is important for a full scale emergency. First Aid Kits made by the students will not include most of these items because of safety. It is good for them to see many of the products and medications that help in case of emergency. Check with your local hospital, ambulance service or a physician to see if there is a fully equipped kit available for display.*

## FIRST AID ESSENTIALS

### First Aid Manual

- Basic Bandages (assorted adhesive bandages, athletic tape, moleskin)
- Basic Drugs/Lotions (aspirin, antiseptic, antacid tablets)
- Basic First Aid Tools (tweezers, small mirror, razor blade)
- CPR Shield

### THE EXTRAS

- Additional Bandages (gauze pads, ace bandages, butterfly bandages)
- Additional Drugs/Lotions (burn ointment, skin lotion, Caladryl)



Additional First Aid Tools (sling, basic splint, instant ice pack)

### SPIRITUAL OBJECTIVE

Students learn about salvation and their continuing faith in Christ. While students build their FIRST AID KIT, gently explain the basics of the Christian life. Offer an opportunity to accept Christ at the end of the week.

### CREATIVE OBJECTIVE

Each student completes a FIRST AID SALVATION STATION KIT. They decorate a simple container and fill it with appropriate items for physical and spiritual health. It will not take long to place items in their kits. First Aid information appropriate for kids is presented to help them take care of simple emergency situations. Alongside the typical First Aid supplies, place basic items that reflect Christian faith.

### BASIC SHOPPING LIST

**First Aid Salvation Station Kit:** Purchase small, plain boxes/white bags that are ready for paint or marker. Students print MY FIRST AID KIT ON THEIR BOX TOP along with their name. Gallon zip lock bags may be used! Each kit should have a large red Cross of Calvary as the main decoration. Red Heart stickers may be added.

**ORIENTAL TRADING CATALOG** offers a Poly Fabric "Smile! Jesus Loves You!" Tote Bag. 6" x 6" with 10" handles.

**FIRST AID KIT SUPPLIES:** Use kid friendly items found at your local drug store or discount store. All supplies must be safe for children to take home. The supplies may vary according to availability and they will not make a difference in the learning process if not exactly as suggested with the daily lesson plans.

Band Aids	Gauze Pads	First Aid Guide
First Aid Tape	Latex Gloves	Small Splints (tongue depressors)
Pencil and Pad	Antiseptic cream	Ice Pack or Zip Lock Bag for Ice
Bottled Water	White Wash Cloth	Key Chain Flashlight
Measuring Spoon	Small/Purell	Small Disposable Cup
Emergency Phone Numbers Card (Use information below)		

A Free Online First Aid Guide is available for copying at:

[www.firstaidguide.net](http://www.firstaidguide.net)



Ask your local hospital, ambulance service or fire department if they have one or more of these items in sample sizes that you can get at no or low cost. While on the phone, ask if coloring books are available from their organizations to give to the children.

### EMERGENCY PHONE NUMBERS

Be prepared, list the following emergency phone numbers near your phone so anyone present can seek emergency assistance:

RESOURCE	PHONE NUMBER
Medical Emergency:	911
Fire Department:	
Police Department:	
Local Hospital:	
Doctor:	
Dentist:	
Work Numbers:	
Friend/Neighbor:	

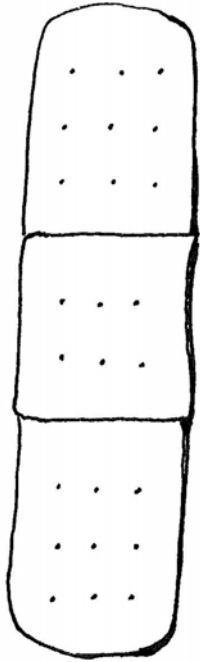
**SALVATION SUPPLIES:** Place a few items in each Kit daily to remind students of their faith in Christ. These items may vary according with what is available. Check with your local Christian Book Store and in Oriental Trading Catalog for appropriate items.

Picture Card of Jesus   Heart Stickers   Christian Bracelet  
New Testament/Book of John  
Christian Pencil/Pad   Cross Key Chain Christian Bookmarks

**PRINT DAILY SCRIPTURE VERSES ON LARGE RED HEARTS.** Place verses on walls. As you talk about the verse, stand near the appropriate heart. Ask the group to say the words. If they cannot read, speak a few words...they repeat...speak a few more...they repeat. It is not necessary to memorize these verses but if there is time, consider it!



MONDAY  
BY THE SKIN OF YOUR TEETH  
BE PREPARED!



SCRIPTURE VERSE

*In your hearts set apart Christ as Lord.  
Always be prepared to give an answer  
to everyone who asks you to give the reason  
for the hope that you have.*

1

Peter 3:15

WELCOME!

I handle First Aid emergencies that pop up. All week we will talk about practical First Aid tips for our bodies and for our hearts. You will fill your own First Aid Salvation Station Kit to take home at the end of the week. Let me surprise you each day with first aid items to fill your kits. Today you will make your First Aid Kit. Get ready for any emergency situation.

**GIVE EACH STUDENT A BOX, BAG OR TOTE.** Allow students to add their names and a red Cross to identify their kits. Add red heart stickers as desired.

MY FIRST AID KIT  
(DRAW THE RED CROSS OF CALVARY)  
NAME OF STUDENT

If you pass a test by a few points or your team barely wins the soccer game, people might say you did so by the skin of your teeth. There was no room to spare, and you did it by a narrow margin.

Your teeth sometimes have a film on them, especially first thing in the morning before you've had a chance to brush! This film could be considered "skin", and it is very thin. If you did something by the skin of your teeth, you probably want to be better prepared next time!

**LET'S TALK!** The Boy Scout Motto is "Be Prepared". The Jesus Motto is "Be Prepared". Peter reminds Christians in today's verse to be ready to give others the reason why we trust Jesus as our Savior. Many people do not understand why Jesus died and rose from the grave. It is beyond them to figure out how Jesus is our Lord and hope for heaven.





We can say, "Jesus came as a baby in Bethlehem. He helped people who needed Him while He lived here. He died on the cross but he didn't stay dead! He rose from the grave and that's why He is my Savior. I get it! Do you?"

**BIG TROUBLE:** What kind of big trouble have you gotten yourself into? Who came to your rescue? The American Red Cross is always ready to help people in any emergency. Teams of trained helpers travel to areas that have flooded or burned. They help families who lose their homes in earthquakes or tornados. Food, clothing, shelter and a shoulder to cry on are helpful when you are in big trouble. Others give money to provide basic needs.

**PREPARE YOUR HEART:** *How can we prepare to "Set apart Christ as Lord"? Begin by accepting Jesus in our hearts and lives. It is easy to become a Christian. Pray and ask God to forgive your sins and to make you clean. Ask Jesus to change you and make you His very own.*

How can we "be prepared to give an answer..."? It's more than wishing or hoping we will know enough about Jesus when someone asks, we must get some training.

**1. I WILL LEARN TO PRAY.** Talk to God about anything and everything. Take your problems to Him and ask Him to help those you know and love. Prayer helps you be prepared.

**2. I WILL READ GOD'S WORD.** Spend time looking at the words God wants us to remember and then we will be prepared. Start today. Ask mom or dad to help you read. Read books about God's Word! There are many wonderful story books to help understand the Bible.

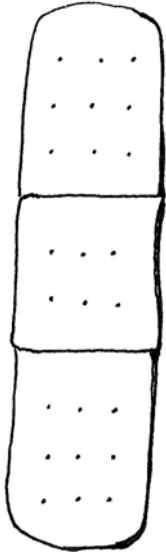
**3. GO TO CHURCH.** You cannot be prepared unless you learn about God's kingdom. Go to Sunday School and Church. Find a great weekly Kid's Club to attend. Don't miss Vacation Bible School. If a summer Christian Camp is available, go! These are ways you grow in your faith.

**CLOSE IN PRAYER.**

OPTION: Give each student one or two items to place in their FIRST AID SALVATION STATION KIT. Include one medical item and one faith item.



TUESDAY  
IS YOUR HEART IN YOUR MOUTH?  
BELIEVE IN JESUS!



SCRIPTURE VERSE

*Jesus said: "Do not let your hearts be troubled.  
Trust in God, trust also in Me." John 14:1*

WELCOME!

What do you worry about? What scares you?

Today's advice is straight from Jesus. Our verse explains that Jesus wants to keep our hearts from being fearful or worried. Isn't that something? Jesus knows we are worry warts. What is Jesus' answer to a troubled heart? TRUST IN GOD. TRUST IN JESUS.

GIVE STUDENTS FIRST AID SALVATION STATION KIT.

Today's Items: Picture of Jesus, Penny, small medical item.

([www.jesusartusa.com](http://www.jesusartusa.com) Head of Christ card)

*Give one medical item and one faith item to place inside their kits. A great faith item is a PICTURE OF JESUS. Purchase small baseball card sized Jesus pictures from your local Christian Book Store. A penny stating IN GOD WE TRUST is another small gift that fits today's theme.*

**HEART IN MOUTH!** "My heart was in my mouth!" It means to be really scared. It could be that you are watching a scary movie on television. Maybe you are waiting for the teacher to hand out report cards! The saying has been around for thousands of years. Ancient Greek poet Homer wrote it in his famous poem, *The Iliad*, and people have been saying it ever since. When your heart starts pounding so much that you can feel a thumping in your throat, it may feel like you "have your heart in your mouth." Let's hope you won't have to experience this feeling too often!

**NO FEAR!** (Give penny) God made a way to avoid fear. Our national motto found on American coins is "In God We Trust". Trust Jesus to take care of your troubles. Another word for "Trust" is FAITH. We often hear, "Keep the FAITH!" and "FAITH is the substance (stuff) of all we hope for." Well, Jesus said that trust/faith is the perfect way to have a happy life. Do you think you could try to trust God the next time your heart feels troubled?



**BELIEVE IN JESUS!** *(Give Jesus picture.)* No list of do's and don'ts will ever be better than Jesus. Here is the 'catch'. No one can "Believe in Jesus" for you. Mom, Dad, Grandma or Grandpa may be Jesus believers. It doesn't count for you. You must take this step on your own. It is the most important decision you will ever make.

## FOUR QUESTIONS

*Print each question on red paper hearts.  
Attach to wall with Band Aids!*

**1. WHO IS JESUS?** The Bible says Jesus is the Son of God. "For God so loved the world that He gave His only begotten Son, that whoever believes in Him should not perish but have everlasting life." John 3:16

**2. WHO AM I?** The Bible says I am a sinner. That's not cool. I do and say and think things every day that keep me from God. "For all (even me) have sinned and fall short of the glory of God." Romans 3:23

**3. WHAT SHOULD I DO?** People have tried lots of ways to get to God. They do good things, go to church, think high thoughts and live good lives and they still fall short of what God wants. "There is a way that seems right to man, but in the end it leads to death." Proverbs 14:12 So, that can't be it.

*God provided the only way and He gives us the choice. "God shows His own love for us in this: While we were still sinners, Christ died for us." Romans 5:8*

It's Jesus! I must choose Jesus! Jesus said, "Look, I stand at the door (of your heart) and knock. If anyone hears My voice and opens the door, I will come in and dine with him and he with Me." Revelation 3:20

**4. WHAT'S NEXT?** I want to choose God's peace, forgiveness, abundant life and eternal life. I don't want to feel fearful. I will do what God's Word says, "Believe in the Lord Jesus Christ and you will be saved." Acts 16:31

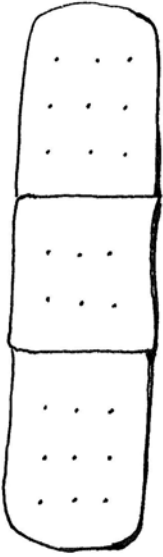
It may be that you are ready to accept Jesus today. If you are, pray this "once in a lifetime" prayer with me:

**DEAR JESUS, I know I am a sinner. I believe in You. Forgive my sins. Help me turn from those bad things and trust in You. Come into my heart and life. I trust You and I want to follow You as Lord and Savior. In Jesus' Name, Amen**

**CLOSE IN PRAYER.**



## WEDNESDAY-9-1-1 CALL JESUS!



### SCRIPTURE VERSE

*Call upon Me and I will answer you  
and tell you great and unsearchable things you do not know.  
Jeremiah 33:3 niv*

### WELCOME!

Our bodies are magnificent machines. Once in awhile something goes wrong. It's never convenient. We are surprised when we cut ourselves or are in a car accident or fall down and break a bone. That's why First Aid Kits are handy little items to have around.

Another tool for emergencies is calling 9-1-1. It's a lot like yelling "Help!" At the other end of the telephone is someone who responds with the right helpers.

Not many years ago, people had to find the right telephone number in an emergency. If there was a **fire**, people phoned the fire department. If there was a **crime**, people called the police. If someone got **hurt**, an ambulance had to be called. Finding a number for any of these emergency workers could be very confusing—especially if a person was in a hurry or in an unfamiliar area.

Today you don't have to know different phone numbers. You can reach the first department, the police or an ambulance by simply dialing 9-1-1. An emergency dispatcher, immediately connects you to the person you need. 9-1-1 works in almost every area in the country.

**When NOT to call 911:** It is easy to be confused about when to call.

- \*You can't find your toy or your homework
- \*Your cat got into a fight with another cat
- \*Your brother or friend dares you to call
- \*You have a nasty hangnail

Never call 911 as a joke or just to see what might happen. When the emergency dispatcher has to take time to talk to people who don't have a real emergency, other people who call and do need help right away might have to wait.



**When to call 9-1-1:** When a person is badly hurt or in danger right now!

\*car accident

\*If you see a crime, like someone hurting someone else or breaking into a person's house or car

\*If someone suddenly seems very sick and has a hard time speaking or breathing or turns blue.

\*If someone collapses or passes out

\*If someone's house is on fire

Talk to your parents about when you should call 9-1-1. If you are not sure whether there is a real emergency and there are no adults around, make the call. Just remember, **"When in Doubt, Dial It Out: 9-1-1."** You could save someone's life!

### GIVE FIRST AID SALVATION STATION KITS.

#### **Suggested Items: Emergency Card, Christian notepad and pencil**

*Add one medical item and one faith item. A good medical item today is an EMERGENCY CARD where important telephone numbers can be printed. A good faith item is a Christian notepad and pencil for recording prayers.*

**PRAY!** Christians have an emergency number to call: P-R-A-Y! Today's verse says, "CALL upon the Lord!" and He will answer...." Prayer is even better than a telephone. We never have to wait for an open line or for the right person to be on the other end of the phone. God is always available!

## PRAYER IS GREAT!

*Print theme phrases on wall hearts.*

**1. GOD LISTENS!** God is always listening to the prayers of His people. He waits a long time for us to come to Him. How sad that we try to work our way out of trouble in every way possible, except asking God.

**2. ASK ANYTHING, ANY TIME!** Only certain emergency problems can be solved when calling 9-1-1. God wants us to tell Him EVERYTHING. What can you tell God? (*Sickness, friends, bullies, school subjects we don't understand, pets, sin in our lives, mean people, scary situations...the list goes on forever...there is no wrong answer.*) When should you not bother God? (*No problem is too large or small for God-Pray about everything! "Pray without ceasing." 1 Thessalonians 5:17*)

**3. GOD ANSWERS!** The most precious promise in God's Word is that He answers our prayers. You do not have to be grown up. He answers the prayers of the youngest child. Check out today's verse. What does it say? "Call upon Me and I **will** ANSWER you..."



Does that mean God always answers "Yes" to our prayers? No. God may have something much different in mind for us and He chooses how to respond to our requests.

Our job is to watch for His answer and then say, "Okay, Lord. I'll take that as A.....YES, NO, MAYBE, WAIT or YES, AND HERE'S MORE!" You never know about God. He is so good to us and He answers our prayer in the very best way possible.

**CLOSE IN PRAYER.**

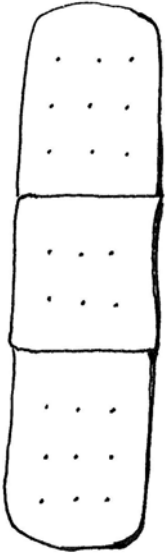
**NOTES:**

PREVIEW PROGRAM ONLY  
NOT FOR USE  
PLEASE PURCHASE





THURSDAY  
BLEEDING HEARTS  
SERVE JESUS



SCRIPTURE VERSES

*Let your light so shine before men that they may see your good works and glorify your Father in Heaven. Matthew 5:16*

*Serve the Lord with all your heart. 1 Samuel 12:20b*

*Serve one another in love. Galatians 5:13b*

WELCOME!

What does 'bleeding heart' mean? You may have heard this saying and worried about someone's heart. Don't worry! It means that a person is extremely generous and giving to others.

Do you know any "Bleeding hearts"? They could be like your elderly neighbor down the street who feeds all the stray animals in your neighborhood, or your friend's mom who donates all of her free time to charities at your school or in your town. Someone who's called a "Bleeding heart" often feels compassion or sorry for people who are less fortunate, like people who don't have jobs or homes or who may be sick.

Where did this saying come from? At one time in America, some people worried that the government wasn't doing enough to help people who needed assistance. These "Bleeding hearts" took it upon themselves to help them. They got their nickname from other people who believed the less fortunate folks should not rely on welfare and charity.

**HAND OUT THE FIRST AID SALVATION STATION KITS.**

**Today's Items: medical item, red heart stickers**

*Add one medical item of your choice and one faith item. A terrific faith item for this activity is one or more large red heart stickers. Students could even make red hearts to add to their kit.*

**WAS JESUS A BLEEDING HEART?** Think about what He did while He lived on earth. Jesus grew up in a large family. He was the oldest son and worked with Joseph as a carpenter. He provided for His family. Jesus traveled with friends in the country, cities and towns. He took every opportunity to talk to people about God's Kingdom. He was on a mission!



**1. "I'M SICK. HELP ME!"** When He saw sick people, Jesus healed them. Blind people could see. Lame people jumped for joy. People with serious diseases like leprosy went home when Jesus made them whole. That got their attention!

**2. "I'M HUNGRY. FEED ME!"** When He could provide food for hungry folks, Jesus fed them until they were full. Even if He only had a tiny lunch offered by a young boy. Who could imagine that lunch would feed 5000 people? That got their attention!

**3. "I'M CRYING. COMFORT ME!"** When a dear loved one died, Jesus placed His hands on the person and that person came to life again. He did this for a young girl, a young man and His dear friend, Lazarus. Their families cried for joy. That got their attention!

**ARE YOU A BLEEDING HEART?** God calls 'bleeding hearts' SERVANTS. Are you a servant? Do you want to serve God? Today's verse reminds us, *"Let your light so shine before men that they may see your good works and glorify your Father in heaven."* Matthew 5:16 Sometimes emergencies come up for people we know. If you can fill any need in their life, do it.

**1. HELP SICK PEOPLE.** How can you SERVE someone who is sick for the glory of God? *(Let students think of ways to serve a sick friend: Pray, lunch with them, make Get Well card, hold hand, find adults to help, visit with your pet, letter, phone or email, become a doctor, nurse, paramedic or technician...)* If you enjoy helping sick people, you just might be a "Bleeding heart". You just might be God's SERVANT!

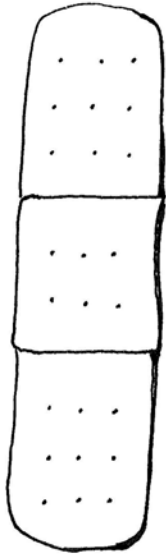
**2. HELP HUNGRY PEOPLE.** How can you SERVE someone who is hungry for the glory of God? *(Let students think of ways to serve those in your community in need of food: Start a savings account to give to the food bank, take canned foods to helpful organizations, work at a soup kitchen, make sandwiches and take them to homeless people at lunch time, collect money, collect food, pray, share your lunch at school...)* If you enjoy serving hungry people, you just might be a "Bleeding heart". You just might be God's SERVANT!

**3. COMFORT SAD PEOPLE.** God gives you a chance to SERVE someone who is sad for the glory of God. *(Let students think of ways to serve those who have lost a loved one: Cry with them, let them talk, send a card, visit often, help with housework and cooking, phone or email, pray...)* People are afraid they will say the wrong thing. It is better to be a friend and say the wrong thing that to avoid that person out of fear. If you enjoy serving sad people, you just might be a "Bleeding heart". You just might be God's SERVANT!



## FRIDAY

# BUTTERFLIES IN THE STOMACH LIVE FOR JESUS



### SCRIPTURE VERSE

*For it is by grace you have been saved, through faith—and this is not from yourselves, it is the gift of God—not by works, so that no one can boast. Ephesians 2:8,9*

## WELCOME!

So far we have learned how to BE PREPARED, BELIEVE IN JESUS, CALL JESUS and SERVE JESUS. Your First Aid Kits are nearly full. When you take them home, you can meet needs in all kinds of emergencies. Let's take a look at what we have so far.

### GIVE FIRST AID KITS TO STUDENTS.

**Today's Items: medical item, Book of John or "Steps To Peace With God" available at Billy Graham Association**

*Let them pull out their items and explain why they were placed there in preceding days. Add one more medical item of your choice. A great faith item is a small New Testament or Book of John or copy of 'The Steps To Peace With God', Billy Graham Association. ([www.billygrahambookstore.org](http://www.billygrahambookstore.org))*

**Butterflies in the stomach:** How did they get there? Butterflies in the stomach are those nervous, fluttery feelings you may experience before a test or when you learn that you'll dance the lead in your ballet group's next performance. These flutters in your tummy are perfectly normal. Lots of people get them. Some people believe they actually make you perform better by keeping you on your toes. The expression began when an imaginative writer created the phrase and people have been using it ever since. When was the last time you had butterflies in your stomach?

**LIVE FOR JESUS!** You may get "Butterflies in the stomach" when you think about living the Christian life. After all, you're not perfect. Maybe you can't do it! What if Jesus asks you to something hard? You might disappoint Him. What if you fail? What if your friends laugh at you? What if your family forbids you to be a believer in Jesus? What if....What if....What if.... All these "what if's" can cause lots of butterflies in the stomach. The real question is: How can you avoid "butterflies in the stomach" and LIVE FOR JESUS?



In medicine, if doctors do their job, their patient will live. If you do your 'living for Jesus' job, you will be successful, forget about "Butterflies in the stomach" and LIVE FOR JESUS!

## LIVING FOR JESUS

Print Phrases on wall hearts

- 1. READ YOUR BIBLE!** There is lots of good advice in God's Word—like "God loves a cheerful giver." II Corinthians 9:7b Read stories of people who loved God—like Joseph, Abraham and Ruth. Hear adventures of those who ignored God—like King Saul, Judas and Delilah. The Bible tells us about Jesus. It's a great book!
- 2. PRAY EVERY DAY.** God's communication system is better than the telephone and better than e-mail. We speak! He listens! We must take time to talk to God. He's waiting for you! Tell Him everything you are going through and watch for His answers.
- 3. TELL OTHERS ABOUT JESUS.** Jesus commanded His followers (that's you!) to tell others. *"Go and make disciples of all nations, baptizing them in the name of the Father and of the Son and of the Holy Spirit, and teaching them to obey everything I have commanded you. And surely I am with you always, to the very end of the age."* Matthew 28:19-20 NIV You are not by yourself. Jesus promised He would be with you.
- 4. GO TO CHURCH.** Find a group of Jesus followers. Be careful to choose a church where people REALLY believe that Jesus is our Savior. Listen carefully and then join them to keep learning how to LIVE FOR JESUS.
- 5. HELP OTHERS.** Serve others when they need help. Sometimes you don't have to say one word. They know you are one of those "Jesus People". And that's a good thing.

To begin your own life with Jesus, you must ask Him to become your Savior. If you have not done so this week, take time to pray with me now.

DEAR LORD: Forgive my sin. I believe in You. I want to serve You. I will call on you to help me. I will study to show I am serious about living for You. Take away the butterflies in my stomach as I keep learning to be Your child. In Jesus' Name, Amen.

**STUDENTS TAKE THEIR FIRST AID KITS OR  
PICK THEM UP AT OPEN HOUSE.**



# HEARTBEAT HOSPITAL

## BIBLE STATION TIPS



Students enjoy medical activities, memorize a scripture verse, hear a Bible story and complete a craft. Student groups visit a different Bible Station for forty five minutes each day.

### **BIBLE STATION #1: X-RAY LAB**

...Empty Heart/Inside Out–NO JESUS!

MEMORY VERSE: I CHRONICLES 28:9B

For the Lord sees every heart and understands and knows every thought.

BIBLE STORY: John 9 Jesus Looks Into A Man's Heart...The Blind Man  
CRAFT

### **BIBLE STATION #2: THE EMERGENCY ROOM**

...It Hurts–NEED JESUS!

MEMORY VERSE: II Timothy 2:15

Study to show thyself approved unto God, a workman that needeth not to be ashamed, rightly dividing the word of truth.

BIBLE STORY: Mark 2:1-12 Four Men, A Friend and A Roof  
CRAFT

### **BIBLE STATION #3: THE OPERATING ROOM**

...Open Heart Surgery–Know Jesus

MEMORY VERSE: James 1:22

Be ye doers of the Word and not hearers only

BIBLE STORY: Luke 8:41-56 A Little Girl Lives Again  
CRAFT

### **BIBLE STATION #4: CARDIAC "I See You"**

...Heart Care–Love Like Jesus Is Watching

MEMORY VERSE: Luke 6:31

Do unto others as you would have them do unto you.

BIBLE STORY: Mark 10:46-52  
Blind Guy Needs Lots of Love...Bartimaeus  
CRAFT

### **BIBLE STATION #5: THE RECOVERY ROOM**

...Heart Wellness Center–Jesus People

MEMORY VERSE: Psalm 51:10

Create in me a clean heart, O God. Renew a right spirit in me.

BIBLE STORY: John 5:1-15 Healing By the Pool of Bethesda  
CRAFT





*Bible Station leaders accompany their group to all activities and serve as helpers in the fifteen minute spots. Have a wonderful time with hospital decorations, medical costuming and building relationships with each group. Lead your children through LESSONS OF THE HEART.*

**DECORATE:** Follow decorating suggestions in the lesson plan or create decorations matching the specific theme. Borrow items from church members, family and friends. Make decorations from construction paper, poster board and cardboard. Use dramatic lighting to make your hospital area exciting.


**COSTUME AND CHARACTER:** Follow instructions in the lesson plan. Check with your local hospital to borrow uniforms or scrubs. Create uniforms from your own closet.

**MEMORY VERSE:** Teach one scripture verse in each hospital department. Adapt the verse to match the age group.

**BIBLE STORY:** Students are seated and quiet. Ask questions to encourage active involvement. Simplify material for younger students. Older students read scripture and participate in discussion.

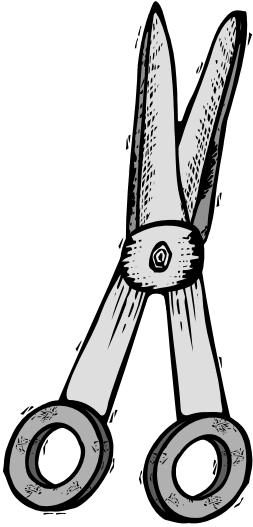
**CRAFT:** Choose a craft from our list or create your own project. Reserve one corner to complete a craft keepsake. Divide craft parts into kits. As students take their places, lay everything they need in front of them. Helpers assist young students. Keep projects until Open House. Students not attending Open House take their completed project home any time.

**TIME MANAGEMENT:** Students must complete their Bible Station activities in one session. If all suggested activities cannot be completed comfortably within the forty five minutes allotted, choose the most important details and eliminate the rest.





## HEARTBEAT CRAFTS



We suggest crafts from the following list. If another appropriate project appeals to any teacher, develop that project.

S&S ARTS AND CRAFTS: [www.swww.com](http://www.swww.com)

GUILDCRAFT: [www.guildcraftinc.com](http://www.guildcraftinc.com)

ORIENTAL TRADING: [www.orientaltrading.com](http://www.orientaltrading.com)

*Option: Homemade projects are fun and inexpensive so ask crafty folks in your group to create five separate original projects and gather materials for the Bible Station teachers.*

### S&S ARTS AND CRAFTS (Prices may change.)

**Type 'Heart Crafts' in SEARCH BOX on site for more great ideas!**

FOAM CROSS KIT (Makes 12): Features foam crosses, ribbon, word beads and instructions. 3 1/4" x 5 1/2" @\$9.99/pack.

COLOR SPLASH SUPER FOAM HEARTS. Colorful, non toxic foam pieces add a tactile dimension to any craft! 500--1/2 lb. Assortment. Available with adhesive backing. Assorted colors and sizes from 1/4" to 2 3/8". AC750 HEARTS WITH ADHESIVE \$9.99 per pack.

VELVET BUTTERFLY SUN CATCHERS: *(Perfect for Friday's First Aid Station project)* Fun velvet coloring with a stained glass look! 7 1/2" x 6 1/2" Pack of 12 @\$13.99.

WOOD HEART COASTER CRAFT KIT: A delightful trivet, ornament or decoration. Unfinished wood coaster with heart design. 2 3/4" diameter. Markers included. CE-4545 (pack of 12)\$12.99/pk.

PLASTER HEART BOX CRAFT KIT: Just pour, set and paint. Includes molds, plaster, paint, brushes, tablecloth and instructions. 4 3/4" x 4 3/4" CE4527 \$9.99 PER PACK 12.

### ORIENTAL TRADING COMPANY (Prices may change.)

**Lots of choices! Check out their web site and catalog!**

I (heart) Jesus, Jesus (heart) Me Cross Craft Kit. Includes self adhesive foam pieces EE-48/9261 \$7.25/Unit (makes 12)

Sand Art Cross Picture Craft Kit. Includes 3 14/" x 5 1/2" sticky board with heart in middle of stained glass styled cross and 6 bags of assorted color sand. EE-48/1516 \$8.75/Unit (makes 12)

Jesus Loves You Flower and Cross Craft Kit. Includes self adhesive foam pieces. 7" EE-48/9201 \$8.25/Dz (makes 12)



Ceramic Heart Bank 4". Decorate with permanent marker. WJ-48/7674 \$19.00 Dz (Makes 12)

Color Scratch Heart Shaped Photo Frame Magnets. 12 scratch paper frames, 12 magnets, 12 scratching tools. MX-48/3537 \$6.50 per Unit (Makes 12)

**Guildcraft (Prices may change.)**

**So many great choices! Type 'Christian Projects'  
in Search Box for more ideas!**

Jesus, Come In Door Hangers. Includes preprinted door hangers and adhesive foam hearts. 9 1/2" x 3". 217-643 24 projects \$9.15

Faith Bracelets. Includes precut cord, beads and an explanation of the significance of each of the 6 colors. 402-468 40 projects \$10.75

Mosaic Wood Crosses. A tile cross craft that will be enjoyed for years. Create custom tile designs on sturdy wood crosses. Includes wood crosses, glue, mosaic tiles and precut cord. 4" x 5 1/4". 502-035 \$22.19 for 15 projects.

Prayer Bracelets. Each bead represents a person kids can remember in prayers. Includes plastic beads and pre cut cord. 402-473 \$8.75 for 24 projects.

PREVIEW PROGRAM ONLY  
NOT FOR USE  
PLEASE PURCHASE



BIBLE STATION #1:

THE X-RAY LAB

EMPTY HEART/ INSIDE OUT

SPIRITUAL THEME: NO JESUS!

Some people deny that any spiritual problem exists on the inside of their bodies. Life without Jesus is sad. Without knowing it, we damage our hearts. The X-RAY LAB helps children look inside their hearts.



CHARACTER/COSTUME:

RADIOLOGIST/X-RAY TECHNICIAN

Dress as a lab technician. Become the friendly radiologist who conducts the important "inner look" into the heart. A lab technician is helpful for handling the lesson and craft. Carry a clipboard with lesson plan attached. Do not memorize the material.

DECORATION:

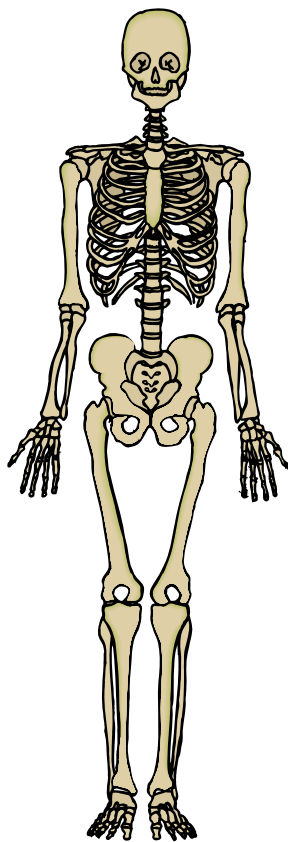
X-RAY LAB

Begin with an empty room. Hang a skeleton on the wall. Display hospital care and health tip posters. Make large "x-rays" to be used during lesson time. Draw ribs of a skeleton with a heart inside. Print the condition of the heart you discover on each "x-ray" heart.

Make a homemade "x-ray machine". Cut a large appliance box so one student can stand or sit inside the box to be x-ray-ed. Place lights behind the machine. Turn them on only during the times x-rays are being taken and ring a bell or buzzer. On a large posterboard heart, print:

X-RAY LABORATORY  
EMPTY HEART/NO JESUS

Place a craft table at one end of the room. All activities are facing the "x-ray machine". Students sit on the floor to observe the action. Place bright lights along the wall that shine upward. White sheets hung like a hospital curtain behind the x-ray machine add ambiance. If real/resin bones or a full skeleton can be borrowed from a local school or hospital, display them in the area.



Skeleton  
Front View



WELCOME TO THE X-RAY LAB: NO BONES ABOUT IT

Have you heard, "Make no bones about it"? This phrase has nothing to do with bones or skeletons. If you make 'no bones' about something, you're speaking plainly, telling the truth. For example, if you **confess** you didn't clean your room rather than avoid giving your mom an answer, you'd be making "no bones about it."

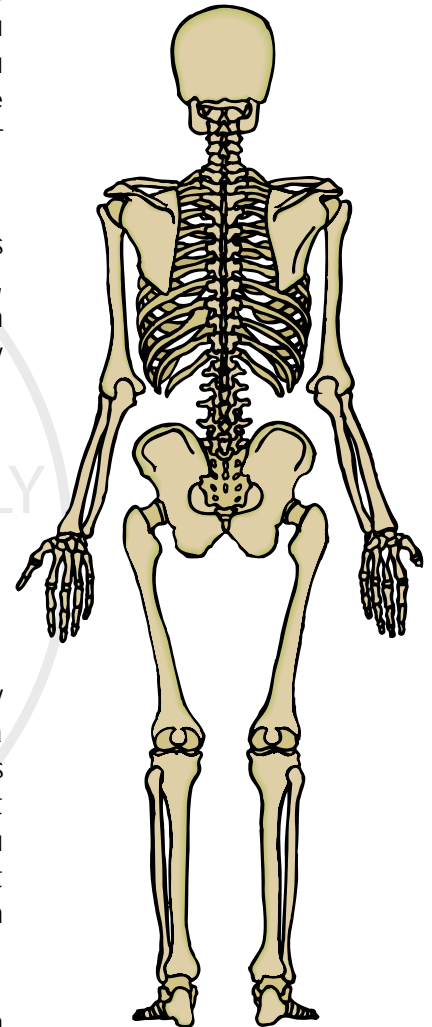
The expression dates back to the 1500's. It meant not having bones in your soup. If there were no bones, you could swallow without worrying about choking. If you are **honest**, you have the same sense of calm as people long ago did in knowing there were no bones in their soup. Being honest has its rewards.

Everyone has a skeleton made up of 206 bones! Bones give your body structure, let you move in many ways, protect your internal organs and more. Bones in museums are dry, hard or crumbly. Bones in your body are growing and changing and very much alive.

Take a moment to stand up  
and wiggle your bones!  
See if you can wiggle  
every bone in your body!  
Let's go!

**Feel your ribs:** Your heart, lungs and liver are very important. Your ribs keep them safe. Ribs act like a cage of bones around your chest. It's easy to feel this cage by running your fingers along the sides and front of your body, a few inches below your heart. If you breathe deeply, you can feel your ribs right in the front of your body. Thin kids can see their ribs right through their skin!

Your ribs come in 12 pairs. Some people are born with one or more extra ribs and some people might have one pair less. They attach in the back to your spine. The last two sets of ribs are called floating ribs. Don't worry! They can't float away. They are securely attached in the back to your spine.



Skeleton  
Back View

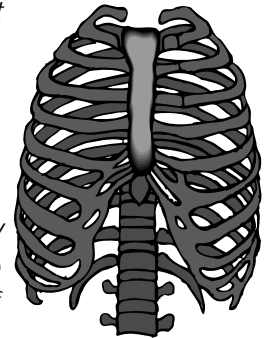


MEMORY VERSE:

I CHRONICLES 28:9B

*For the Lord sees every heart  
and understands and knows every thought.*

**Verse Activity:** *Serve heart shaped cookies. Before class, cut colored construction paper hearts (Black, Red, White, Green, Yellow) to display as you talk.*



**BLACK:** Sins are the bad things you think and do. God's Word says ALL of us (*"For ALL have sinned and come short of the glory of God". Romans 3:23*) are born with sinful hearts. It's hard to believe because we see smiling faces and forget God says all of us have sinned. What's the condition of your heart?

**RED:** Our red heart represents people who have discovered that Jesus died on the cross at Calvary to pay for our black sins. Have you heard that Jesus died for you? The Bible says God loved the world so much that he gave His only Son (Jesus), so that everyone who believes in Him would not be lost but have eternal life. (From John 3:16)

**WHITE:** Our White heart represents people who asked Jesus to forgive their sins so they can serve the Lord forever. Did you ever ask Jesus to forgive your sins? The Bible says everyone who believes in Jesus will have their sins forgiven through His name! Jesus said, "I am the way, the truth and the life. The only way to the Father (God) is through me." (From John 14:6\_

**GREEN:** Our Green heart represents people who are growing in the Lord every day. Name some ways we grow in the Lord. (Read God's Word, pray, church, Christian friends, think about God.) Are you growing in the Lord?

**YELLOW:** Our yellow heart represents people who have the hope of Heaven in their future. Heaven is a real place! Jesus said He was going there to prepare a wonderful place for us....a mansion! Are you heading for Heaven?


**God is much better than an x-ray machine.** *X-rays are special pictures of the inside of your body. A doctor decides when you need an X-ray and what body part needs to be X-rayed. An X-ray machine, not a camera, is used to take these pictures. When the picture comes out, it won't look like the ones in your photo album, but doctors have learned how to look at these pictures. Doctors can see broken bones, lung infections, and more.*





**BIBLE STORY: JESUS LOOKS INTO A MAN'S HEART**

**From John 9:** Jesus and His friends walked along a dusty road. His friends were laughing, talking and asking questions. They came upon a man who had been blind from birth. People thought that if someone had a serious health problem, it was because God was punishing that person. His friends asked, "Teacher, who sinned, this man or his parents, that he was born blind?"



Jesus had never met that blind man but Jesus knew his heart. He looked at the man, *"This man didn't sin and neither did his parents. He was born blind so that the work of God might be shown in his life. As long as it is day, we must do the work of God. Night is coming, when no one can work. While I am in the world, I am the light of the world."*

Jesus spit on the ground, made mud with the spit and put it on the man's eyes. It sounds yucky but the blind man was glad for that spit. Jesus told the man, "Go, wash in the Pool of Siloam." So the man went and washed AND...he came home seeing!

The religious leaders were upset that Jesus healed the man on their day of rest. So, they hauled the man and his parents into the temple and heard his story. His parents said, "This is our son. He was born blind. We have no idea why he can see now. He's a grown up. Ask him for yourself."

The healed man said, "I don't know who He is. All I know is that once I was blind but now I see!"

He was certain of his healing and he could not deny Jesus. The religious leaders were so angry that they threw him out of the synagogue. Isn't it interesting that they were not happy that this poor man, who had been blind from birth, could now see? He could work and enjoy life. He would be able to have a family. All they could see was that Jesus healed him on the Sabbath. I wonder what Jesus saw inside the hearts of those religious leaders.

**X-RAY LAB LESSONS: LOOKING INSIDE A HEART**

We have very special HEARTBEAT 'technology' available to look inside our hearts. I need volunteers willing to have an X-ray taken.

*Reassure volunteers this is only pretend and does not represent their real spiritual heart condition. Seat one student at a time inside the machine. Once they are seated, be sure they are comfortable. Flash the light, buzz the buzzer and attach the specific heart illustration. Ask the student to hold his/her breath while you take the X-ray. Talk about each X-ray while the student is inside the machine. Use the following variety of Heart problems God finds in the heart of man.*







**THE REBEL HEART:** Hmm, yes, I see the problem. If you look closely you can see an uncontrollable, runaway heart. This heart is fighting against God. It knows right from wrong but is running away from the Lord. In one corner I see a scar that shows me this rebel heart is proud but a little scared too. I have to look this up in my x-ray manual—God's Word. This type of heart is explained by Jeremiah. "But my people have **rebel hearts**; They have turned against Me and gone into idolatry. Though I am the One who gives them rain each year in spring and fall and I send the harvest times, yet they have no respect or fear for Me." Jeremiah 5:23-24

I see trouble ahead. Jeremiah knew about it. "And so I (God) have taken away these wondrous blessings from them. This sin has robbed them of all of these good things." Jeremiah 5:25 This patient must soften his attitude toward the Lord. He must change his lifestyle to include regular time for God and prayer. This patient will live a long and happy life if he heals his rebel heart.




**THE CLOSED HEART:** What a strange looking heart. It seems to be folded in half. How can this be? I need to study this X-ray before making a diagnosis. *(Pause)* I have it! This is a classic case of Closed Heart. This patient has closed his heart to the call of God. God has been challenging this patient to go on to greater things for the Lord. Not only has the patient refused to serve the Lord but he has also shut down his belief in the Risen Savior. The situation is so serious that his eternal life is in jeopardy.

God's Manual will come in handy for a remedy. Aahh, here it is. *"Live no longer as the unsaved do, for they are blinded and confused. Their closed hearts are full of darkness; they are far away from the life of God because they have shut their minds against Him and they cannot understand His ways."* Ephesians 4:17-18 TLB

This is such an advanced case of Closed Heart that I am afraid it is too late to save this patient. I must find a treatment plan to reverse his situation. It looks dark inside. Here's the solution! *"Loving God means doing what He tells us to do, and really, that isn't hard at all; For every child of God can obey Him, defeating sin and evil pleasure by trusting Christ to help him. But who could possibly fight and win this battle except by believing that Jesus is truly the Son of God."* 1 John 5:305 TLB That's it! If this patient is willing to open his heart and love, obey and fight sin, he will survive. It's all up to him. May God bless him as he tries to reverse this serious situation.





**THE CONFESSING HEART:** I see healthy signs inside this heart. It is sitting upright. The heart is pumping evenly with just a bit of excitement every now and then. Hmm, what could the problem be? Oh, no problem! There are some small letters floating inside this heart. They spell C-O-N-F-E-S-S, This is the healthy heart of a person happily confessing his sins to the Heavenly Father. *"If we confess our sins, He is faithful and just to forgive our sins and to cleanse us from all unrighteousness." 1 John 1:9*

The treatment plan is plain to see. *"Be kind to each other, tender hearted, forgiving one another, just as God has forgiven you because you belong to Christ." Ephesians 4:32 TLB* Sin disappears as each sin is confessed. These sickly sins will never return. Now that is a new start in life.



**THE CLEAN HEART:** I have never seen a heart so pure and white. It looks like it is glowing inside the chest of this patient. Does it seem to glitter to you? I think this patient is in the process of praying the prayer of a changed heart. *"Create in me a new, clean heart, O God, filled with clean thoughts and right desires." Psalm 51:10 TLB*

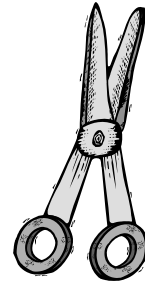
There is not a sign of disease to be found anywhere. This is the kind of heart we must all want. Learn about Jesus. Desire a clean heart and keep polishing it every day. My treatment is to keep doing what God commands. Trust Christ and desire things that are pleasing to Him. I predict a long, fulfilling life for this patient. We are seeing the heart of a Christian!

**CLOSE IN PRAYER**

**CRAFT**

Any 'heart' craft is appropriate for this Bible station.

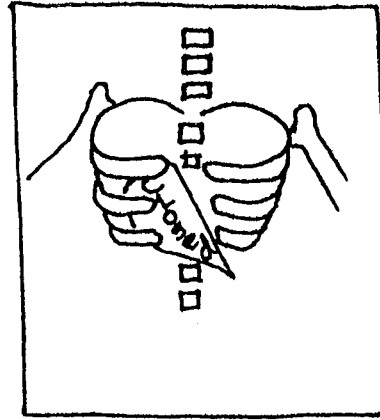
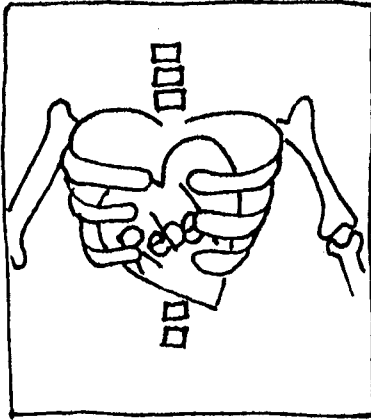
Consider creating a colorful 'Salvation Bracelet' from pony beads shaped like hearts and plain, colorful pony beads found at [www.orientaltrading.com](http://www.orientaltrading.com)




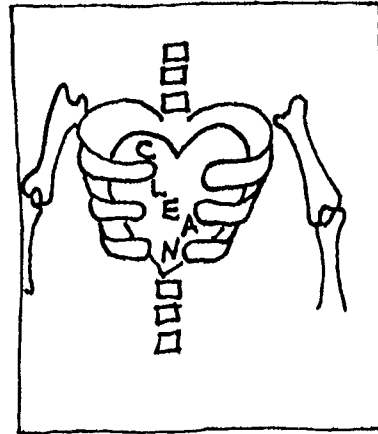
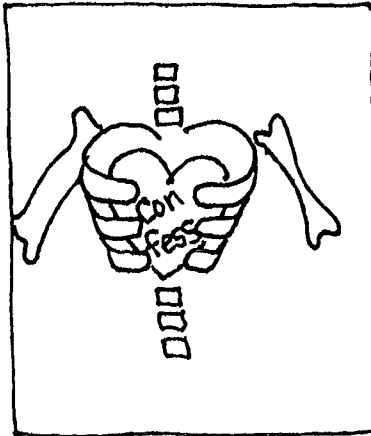
# Rx: Vacation Bible School With Heart

# HEARTBEAT HOSPITAL

ILLUSTRATION OF X-RAY PICTURES AND X-RAY MACHINE



X-Rays made from poster board



Attach clip to top of cut out hole.

Place chair inside box

Shine light from back



BIBLE STATION #2:

THE EMERGENCY ROOM

It Hurts!

Need Jesus!

**SPIRITUAL THEME:**

**NEED JESUS!**


When it hurts, get help! God's Word has perfect answers to all Emergency situations. Find help, comfort and skilled care in God's Book.

**It's all about The Book!**

**CHARACTER AND COSTUME: ER DOCTOR**

*Teacher* is the ER Doctor. *Helper* is the ER PATIENT with physical/spiritual problems.

**Dress according to your assigned character.**



**DECORATION:**

**EMERGENCY ROOM**

**Examining Table:** Place a long table in a bare room. Cover the table with white sheets, blanket and a white pillow. Place a large, open Bible on the table and eventually on the ER Patient. Place an IV Stand (or facsimile) nearby.

**Walls:** Hang large posters of CPR information or First Aid procedures on the wall. If posters cannot be purchased, hand print them on white posterboard. Some posters may contain the steps to becoming a Christian. (1. GOD LOVES ME. 2. I'M A SINNER WHO NEEDS GOD'S FORGIVENESS. 3. JESUS DIED FOR ME AND ROSE AGAIN. 4. BELIEVE IN JESUS, ASK FORGIVENESS, PRAY.)

**Students:** Students stand around the ER Table observing the Emergency procedure performed on a seriously ill patient. Treat students as medical students on rotation in the ER. Students may be given surgical masks to wear. Available at: [www.amazon.com](http://www.amazon.com)

**Craft Station:** Craft project supplies should be on a separate table. Students may sit in chairs or stand to complete their craft. Choose one craft from the suggested list or create your own EMERGENCY ROOM art project.



## WELCOME!

*Students take their places around the patient who is already in place in an unconscious state. Everything should be done as if every minute counts. Do not memorize the script. Place your lesson plan on a clip board and use it as you "work" on your patient. The patient follows directions.*

**THE GOLDEN HOUR.** We have a short time to help our emergency patients. We work quickly and efficiently. Observe and learn. The next case could be you!

Victims are being brought to the ER from a highway accident. This is our first patient. After a preliminary examination I discovered a lot of problems that need immediate care. In an Emergency Room the worst cases are handled first.

**PRAY:** There is only one way to prepare for worst case problems: **PRAY!** Heavenly Father, give us Your wisdom as we care for this patient. Guide my hands. Give me skill to heal this patient physically and spiritually. Give us strength and courage to face any problem. In Jesus' Name, Amen.



**#1 PHYSICAL PROBLEM:** UNCONSCIOUS

**#1 SPIRITUAL PROBLEM:** STOPPED TRUSTING JESUS  
Patient has stopped trusting Christ to take care of him/her. This patient has forgotten how to breathe in the fresh air of the gospel.

**TREATMENT:** *(Calling loudly to patient...)* Wake up! Breathe! Trust Christ!

Peter told believers: *(Read from Bible on ER Table)* "These trials are only to test your faith, to see whether or not it is strong and pure. It is being tested as fire tests gold and purifies it, and your faith is far more precious to God than mere gold; So if your faith remains strong after being tried in the test tube of fiery trials, it will bring you much praise and glory and honor on the day of His return." 1 Peter 1:7 TLB

Others have believed in Jesus and you can too! Paul changed from hating Jesus to loving Jesus. The Bible says, "...showing by the scripture that Jesus is indeed the Messiah." Wake up! Have faith. Read God's Word.

Her eyes are opening! I see faith in God. Take her pulse and see how she is responding to God's Word. She is going to be okay. God's Word restored his faith. Welcome back to the land of the living. It's time to see if you have any other injuries.



**#2 PHYSICAL PROBLEM:**


**CANNOT SPEAK**

**#2 SPIRITUAL PROBLEM:**

**FEAR**

Fear has overcome this patient's life. She doesn't live the Christian life because she is afraid she will not be perfect. She is afraid others will laugh at her. She is afraid to fail.

**TREATMENT:** Quick! Read Matthew 28:20. *"...teach all new disciples to obey all the commands I have given you; and be sure of this, that I am with you always, even to the end of the world."*



Don't be afraid of anyone or anything. Jesus Himself promised to be with you always. Believe God's Word.

Other people have been afraid. The disciples were afraid when Jesus was arrested before He was crucified. They were so frightened that they ran away. Jesus loved them through their fears. Do you want to try to speak?

**PATIENT:** *(Tries to whisper, tries to speak.)* I ...want to speak. I don't want to be afraid....

**DR.:** Read this from God's Word.

**PATIENT:** *(Reading aloud...weakly, then getting stronger)* "Be bold and strong! Banish fear and doubt! For remember, the Lord your God is with you wherever you go." I can speak! I'm not afraid!

**DR.:** Take heart. When you see miraculous recoveries like this, it makes your job easy. God is still in the business of giving His followers courage.

**#3 PHYSICAL PROBLEM:**

**BROKEN ARM**

**#3 SPIRITUAL PROBLEM:**

**ANGER**

**TREATMENT:** Our patient seems to have a broken arm and look how angry she is becoming. Calm down. We are here to help. Listen to James 1:19-21 and see if it helps.

*"Don't ever forget that it is best to listen much, speak little and not become angry; for anger doesn't make us good, as God demands that we must be. So get rid of all that is wrong in your life, both inside and outside, and humbly be glad for the wonderful message we have*






*received, for it is able to save our souls as it takes hold of our hearts."*  
We learn to speak and then we learn to listen. Anger never solved a problem. Think your problem through in a calm, quiet way. Rest now. As anger drains away, this patient's arm is getting better. How wonderful to see God working in His people.

We have done what we can. We heal with our hands and God's Spirit. It takes all of us working faithfully with this patient to see full recovery. Let's admit her to a department where she will receive medicine to establish PEACE of heart and JOY in her soul.

**MEMORY VERSE:**

**II TIMOTHY 2:15**

*Print verse on a posterboard heart. Cut the heart into puzzle. Hand pieces to separate students. Put the puzzle together to discover the verse of the day. If the group is large, consider making two or three large puzzles.*



*Study to show thyself approved unto God,  
a workman that needeth not to be ashamed,  
rightly dividing the word of truth.*

Putting a human body back together after a terrible car accident or treating burns or setting broken bones is like solving a puzzle. How do we solve the puzzle? By studying God's Word. Learn to handle ANY problem before it occurs.

**BIBLE STORY: FOUR MEN, A FRIEND AND A ROOF**

**Mark 2:1-12:** Jesus healed a lot of people and went home to Capernaum. Townspeople heard He was home. They heard about His healing miracles. So many folks gathered in a house that there was no room left, not even outside the door. Jesus talked to them about God.

Four men arrived carrying a paralyzed friend. They sized up the situation. They couldn't walk his mat in the front door. The windows were too small to squeeze the bed inside and no one in the crowd wanted to move an inch! What were these friends going to do?

The clever guys made an opening in the roof above Jesus and lowered the mat with the paralyzed man. What a ride! That was like a ride in an ambulance. Can you imagine the look on everyone's face when the sick man dropped through the roof? Even Jesus was impressed by their faith. He said, "Son, your sins are forgiven." The man stayed on the mat.



Religious leaders watched. They didn't like hearing Jesus offer forgiveness. They said, "Who can forgive sins but God alone?" They had no clue that Jesus was God. Jesus knew what they were thinking and said, "Why are you thinking these things? Is it easier to say to the man 'Your sins are forgiven' or 'Get up, take your mat and walk'"? He was showing His power on earth to forgive sins.

Jesus said to the paralytic, "I tell you, get up, take your mat and go home." And that is exactly what happened. The man got up, took his mat and walked out in full view of everybody. Everyone was amazed! They praised God, "We have never seen anything like this!"



### LESSONS: IN CASE OF EMERGENCY, CALL JESUS!

*Print each phrase on separate, large colorful hearts. Hand to students who attach the hearts to the wall.*

**GOD'S WORD is a life saver.** In any emergency we can depend upon the Bible for the right answers. We call it God's Word because it is God's love letter to us! Read His Word to be prepared. Don't forget today's verse: "Study to show thyself approved unto God...."

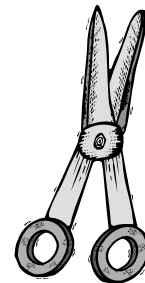
**PRAYER is a life saver.** Our Great Physician is on duty 24/7. Believers have a great way to contact God when there is an emergency. God knows when we need Him. One of the best prayers is a sincere, "Help!"

**FAITH is a life saver.** When big trouble hits, be ready to face it with Faith in Jesus. Faith is another way of saying 'Trust God' in the stuff you don't understand or situations that don't make sense. Even if you do not understand the emergency you are going through, God does. Trust Him to work everything out His way.

### CLOSE IN PRAYER

### CRAFT

Choose a heart project from our craft project list or design your own Emergency Room keepsake.



BIBLE STATION #3:

## OPERATING ROOM

### Open Heart Surgery



**SPIRITUAL THEME:** Know Jesus!

'Cut out', like an operation, bad influences that enter a heart made sick with life without Jesus. Replace bad stuff with God's goodness. Follow The Doctor's orders and post surgery life will be terrific!

**CHARACTER AND COSTUME:** Surgeon

It is helpful to have two leaders. One SURGEON and one SURGICAL TECHNICIAN. Do NOT memorize the lesson. Carry a clipboard.

Dress in hospital scrubs with surgical caps, masks and gloves. Wear disposable surgical booties over shoes. These items may be homemade or purchased at a hospital supply company or local hospital. Available at: [www.amazon.com](http://www.amazon.com)

**DECORATION:** Operating Room

*Place one long table in the middle of the room.  
Cover it with white sheets. This is the Operating Table.*

**Surgical Instruments:** A small table covered in white becomes the instrument table. Fill the small table with operating equipment on a large tray covered in white before surgery. Raid a child's doctor's kit. Arrange tweezers, knives, stethoscope, mask for oxygen and other items that look like surgical tools. Bring specific cutting tools necessary for the "operation": Large tongs, gauze and bandages to open and close the Patient during the surgical lesson. Just for fun add some silly items found around the house to fill in the tools!

**Lighting:** Shine a bright light onto the surgical area. A floor lamp with flexible neck works great.

**Students:** Observe a unique surgical procedure. Wash hands in warm, soapy water before entering the Operating Room. Cover faces with hospital masks and hands with surgical/clear plastic gloves. Available: [www.amazon.com](http://www.amazon.com)



**The 'Patient':** Purchase one large watermelon (*The bigger the better*). Paint eyes, nose, ears and mouth on the "patient" with simple acrylic paint found in art stores or Wal-Mart. Put a disposable hospital surgical cap on it's "head". Treat the "Patient" with tender care from the moment students enter the area to the moment they leave.

Before VBS, precut a rather large section from watermelon's "tummy" area. Scoop out fruit and seeds. Fill the hollowed out area with specific items mentioned in the lesson plan. Replace outer rind before class. The Patient is ready for surgery! (Keep Patient Melon refrigerated throughout the week.)

**Craft Area:** Students sit or stand at the table during craft time. Choose an appropriate project from the curriculum list or design a homemade project.

## WELCOME!

*Emphasize the importance of cleanliness before entering a sterile area. Once students are in the Operating Room, they must not touch anything. Urge quietness so the Surgeon can give sharp, clear surgical instructions and concentrate on the operation. Students enter the Operating Room single file and circle the table. The 'Patient' is on the table covered by a sheet.*

Today you will observe a surgical procedure on Mr. C. D. (Seedy) Melon. Mr. Melon has not been feeling well. He feels pain in this stomach whenever he moves. I perform this operation daily. It is critical that you watch carefully as I operate.

**SURGICAL TECHNICIAN:** The patient's blood pressure is 120 over 80. He is prepped, under sedation and ready for the procedure.

**SURGEON:** We will proceed. (*Tap the stomach area.*) The problem seems to be in the very heart of Mr. Melon. Notice that he has been operated on before today. You can see the scars. (*Let students observe the precut area.*) We will open this area and take a look inside. Are you ready for Open Heart Surgery? Scalpel!

**S.T.:** (*Slapping a small knife into surgeon's hand*) Scalpel.

**SURGEON:** (*Cutting along precut lines*) This is a delicate procedure. People feel uncomfortable when anyone looks inside of them. There is a lot of hidden heart disease in the current population. (*Lift off rind and place it carefully on the table next to the patient.*) Tongs!

**S.T.:** Tongs.



Place each removed item on the table  
in full view of the students or on a tray.

**SMALL ROCK:** *(Pull out small rock with tongs.)* I found something totally out of place. This patient has heard the story of Jesus many times and has hardened his heart toward heaven. It is a rather large rock so it would seem that this condition has been going on for some time. Sometimes people carry 'Jesus The Rock' inside them but not this time.

**S.T.:** Doctor, God's Word says: *"Let me describe a worthless and wicked man; First, he is a constant liar, he signals his true intentions to his friends with eyes and feet and fingers. He is always thinking up new schemes to swindle people. He stirs up trouble everywhere."* Proverbs 6:12-14 TLB

**SURGEON:** This rock must be removed immediately. If this patient is to be restored to health, he must get rid of his wicked ways and soften his heart toward God.

**SMALL MIRROR:** I found a mirror! It is just as I thought, this man is like the man of James 1. "For if a person just listens and doesn't obey, he is like a man looking at his face in a mirror; as soon as he walks away, he can't see himself anymore or remember what he looks like." James 1:23-24 TLB

**S.T.:** If this patient keeps looking steadily into God's law, he will not only remember it but he will do what it says and God will bless him in everything he does.

**DOLLAR BILL:** I might have known! Money! I always find money to be at the heart of this operation. Remind me, what God's Word says about money.

**S.T.:** *"But a rich man should be glad that his riches mean nothing to the Lord, for he will soon be gone, like a flower that has lost its beauty and fades away..they soon die and leave behind all their riches."* James 1:10-11 TLB

**BLACK HEART:** *(Paper black heart.)* It is worse than I suspected. This patient needs an immediate heart transplant. His heart is black as coal. It is so full of sin that it cannot be saved.





Out with the bad and in with the good. I have removed all the heart disease I can find. I must replace it with things to help this patient survive. This is the most delicate part of the operation and I beg for absolute silence.

**Pass each item around the room and let students touch the items before they are placed inside the patient.**

**PEACE DOVE:** *(Cut a white dove from posterboard or purchase a small white decorative bird.)* This patient needs peace. I must place the peace of Christ inside him.

**S.T.:** John remembers the words of Jesus to His disciples. *"I am leaving you with a gift, peace of mind and heart! And the peace I give isn't fragile like the peace the world gives. So, don't be troubled or afraid."* John 14:27

**SMALL BRANCH:** I am placing a healthy, living vine inside Mr. Melon.

**S.T.:** Jesus said, *"I am the Vine, you are the branches. Whoever lives in Me and I in him shall produce a large crop of fruit. For apart from them you can't do a thing. If anyone separates from Me, he is thrown away like a useless branch, but if you stay in Me and obey My commands, you may ask any request you like and it will be granted! My True disciples produce bountiful harvests. This brings great glory to My Father."*

**GOD'S WORD:** New Testament or Book of John or 'Steps to Peace With God' (Available: [www.billygraham.org](http://www.billygraham.org)). I am now placing God's Word inside the heart of this patient. It is the power of God unto salvation. This patient must hide God's word in his heart so he won't sin against God.

**WHITE HEART:** *(Paper heart.)* We now cover all these items with a pure, white heart. This is the actual Heart Transplant when we ask Jesus to come into our hearts and become our Lord and Savior.

**S.T.:** This is the essential part of open heart surgery. We can cut away the bad things but if we do not replace them with good things from God and if we do not accept Jesus, we cannot go to Heaven. *"So get rid of all that is wrong in your life, both inside and outside and humbly be glad for the wonderful message we have received. For it is able to save our souls as it takes hold of our hearts."*

**SURGEON:** We have done all we can. Now we pray for this patient and let God do His work of heart. Let us pray: Dear Lord, forgive us our sin. Help us accept You as our Savior and Lord. We want to become Christians and live Your life of peace and hope and life. We believe you love us. Amen.





Replace the top rind and bandage the "wound" with gauze and white adhesive tape. Be generous with bandages. Sit Mr. C.D. Melon up on the table or in a wheel chair to show how much better he is feeling!

MEMORY VERSE:

JAMES 1:22

*Be ye doers of the Word and not hearers only.*

**Bones:** Place each word from today's verse on a separate bone shaped posterboard. Put the bones together on the operating table to read the verse. Remove one word at a time. Say the verse aloud with the group until they can say it without looking at the bones.

**We surgeons must hurt our patients to help them!** If we refused to perform surgery on our patient, bad things would happen. Jesus wants us to get out into the world and DO SOMETHING to help those who need God's love and help!

BIBLE STORY:

LITTLE GIRL LIVES!

**Luke 8:41-56:** Wouldn't it be wonderful to reach out, touch a sick person and see them healed? One little girl got very sick. Her mother and dad loved her, took care of her and got the best medical care they could find. We don't know her name. We only know she was the daughter of a man named Jairus.

Jairus ran to Jesus and begged Him to come to his house immediately. His little girl was very sick and needed Jesus' help to get well. Jairus must have known his daughter was beyond the help of surgery or medicine. Jesus was delayed by huge crowds and a messenger from Jairus' family arrived. He gently told Jairus not to bother Jesus because his little girl was dead.

Jesus went with Jairus anyway. "Don't be afraid. Trust me and she will be fine." It took a lot of courage for that sad daddy to keep walking with Jesus, knowing his little girl was gone forever. When they got home, Jesus went into the girl's room and said, "Get up little girl." She did! She was alive and well.

Everyone was so excited. Her parents were thrilled. I am sure that Jesus was happy He could help. Jesus certainly had an amazing, healing way with people. The story of Jesus spread far and wide because of the miracles of healing Jesus performed wherever He went.



## OPERATING ROOM LESSONS


*Print theme phases on separate large white posterboard bones.  
Hand to students who attach them to the wall.*

- 1. REMOVE:** When bad attitudes are in our lives, we must remove them. Even if it is painful. Remember, a surgeon has to hurt his patient to help him get well.
- 2. REPLACE:** When we take bad attitudes out of our life we must replace them with good attitudes. Our life changes when we follow Jesus.
- 3. REVIVE:** When you are sick, ask Jesus to help. Sometimes you feel better right away. Sometimes a doctor or surgeon will help. Sometimes God chooses to let the illness run its' course. Only God has the answer to the difficult question of why all people do not get well. It is up to us to learn to trust His wisdom and judgment the best we can.

**CLOSE IN PRAYER.**

### CRAFT

Choose a craft project from the curriculum list  
or create your own craft.



BIBLE STATION #4:

CARDIAC 'I See You'

Love Like Jesus Is Watching



**SPIRITUAL THEME:** Jesus Is Watching!

Learning to love like Jesus is a life long commitment. Students learn how to put love into action knowing that God watching. "I See You!"

**CHARACTER AND COSTUME:** Patient/Nurse

Become a patient in the Cardiac ICU at HEARTBEAT HOSPITAL. Wear a big, fluffy bathrobe and slippers. Male teachers wear pajamas and bathrobe with slippers. Teaching assistant dresses as a nurse. Get into the bed to teach!

**DECORATION:** Hospital Room

*Create a hospital room filled with love. There are no beeping machines and annoying buzzers. Only a room filled with soft lights and music, flowers and get well cards.*

**Furniture:** The patient's bed can be a roll-away with white sheets, comfortable white pillows and big, fluffy blankets. Place an end table with lamp next to the bed. A small, colorful rug is placed beside the bed. Place visitor chairs next to the bed.

**Accessories:** Add comforts usually found in a hospital room. Green plants, fresh flowers, get well cards, 'get well' balloons, water container and glass, IV stand, get well signs, teddy bear. Place a wheel chair in the room. Place an open Bible on the bed.

**Walls:** Decorate the walls with large red, white and pink hearts. Print Bible verses on the hearts that speak of God's love.


**Students:** Groups become visitors in the patient's room. They sit on the floor near the bed.

**Craft Area:** Place a craft table at one end of the room. Students may sit at the table or stand to complete their project. Place project supplies on the table before class.



## WELCOME!

**FUN OPTION:** Order inexpensive sunglasses for every student to wear during the workshop. They can take their glasses home as a gift!



Welcome to CARDIAC "I See You". Come and sit beside me. I have lots of time to talk. Who would think I'd end up in HEARTBEAT HOSPITAL? I haven't been feeling well and they tell me I'm having heart problems. Heart problems!

I bet you would rather do a million things rather than go to the doctor and get a shot. People say shots don't hurt, but it can be kind of weird so I get nervous. Not fun, right?

Before you try to get out of going to the doctor, remember that shots are important. You receive shots called vaccinations to protect you from some serious diseases. That little sting in your arm isn't going to last forever!

Some shots protect you by giving only a tiny piece of a dead or weak disease-causing germ. You get the germ and get better instead of getting sick. Pretty cool! Your body ends up being protected. Your body fights off that particular disease because you now have anti-germs to keep you from getting sick. Anybody knows it is better to get a shot than to get Chicken Pox, Measles or Mumps.

Does that sound fun to you? I'm still not happy about waiting to get a shot! Let's do something fun while I wait. Maybe the doctor will forget about me.

## Balloon Toss

HEARTBEAT HOSPITAL teaches its patients and medical students how to love the Lord with all their hearts. I've often wondered how to love like Jesus. He was really good at it!

Take a balloon and marker from my visitor basket. Blow up your balloon and tie it. (*OPTION: Blow up balloons before class.*) Print your name carefully on your balloon. Now we will toss our balloons to each other. Don't break them—toss gently. When I say stop, hold the balloon and we'll check who's name you got.

*Give different instructions for each toss. Shake the person's hand, give a hug, say something nice, share a smile, say "Jesus love you", laugh out loud, give each other back rubs.*



MEMORY VERSE:

LUKE 6:31

*Do unto others as you would have them do unto you.*

The Golden Rule is a super verse to learn while in the Cardiac ICU. I read about a special love in the Bible, the kind of love that Jesus had for others. I want to love like Jesus. (*Say the verse together.*) There are more verses about brotherly love. Check out my heart wall!

Love your neighbor as yourself. Leviticus 19:18  
You too must love foreigners. Deuteronomy 10:19  
I was hungry and you fed me. Matthew 2:35  
Love each other with brotherly affection. Romans 12:10

These verses remind me of my responsibility to others. People are important. We love our families but neighbors, friends, acquaintances and others need to be loved. Make a difference by doing small things that show you care.


Let's name simple things we can do for others to show love like Jesus. (MOW LAWN, SIT AND TALK, WALK THE DOG, SEND A LETTER OR E-MAIL, PHONE CALL, SAY HELLO AND SMILE, SHARE LUNCH....)

PREVIEW PROGRAM ONLY

BIBLE STORY:

**Mark 10:46-52:** Jesus could SEE people's needs. They knew He loved them. People touched His heart. He cried over their problems. One way Jesus helped people was to heal them. We pray for people who are sick, but Jesus had the power of God to take away blindness, lameness, disease and even death.

'I SEE YOU!'



One day Jesus was walking near the town of Jericho with a huge crowd following Him. A blind man named **Bartimaeus** was seated beside the road, begging. If truth be known, no one really liked Bartimaeus. He was kind of a pain with all that "Help me" and "Alms for the poor" and "Got any food?" shouting. People in Jericho got used to his big mouth and uselessness. They tended to ignore him. They didn't SEE him after many years of his annoying begging. He yelled because he was 'invisible' to those who could have helped him.



The blind man could not SEE Jesus but he could hear Him coming by the sound of people screaming "Here comes Jesus" and by the ground shaking from walking feet. He didn't want to miss his chance so he started yelling at the top of his lungs, "Hey Jesus, Son of David, have mercy on me."

It was downright embarrassing. People in the crowd yelled, "Shut up!" Bartimaeus shouted all the louder. He was desperate to get the attention of the man who could heal blind men.

Jesus did SEE him and called to him. Bartimaeus flung off his old, ratty coat and ran to where Jesus was standing in the road. I bet he had a grin from ear to ear on his scraggly face.

"What do you want me to do for you?" Jesus asked. Even Bartimaeus must have thought his request would be quite obvious. "Hey, blind man here! Needs to see!" Bartimaeus answered politely, "I want to SEE!" Jesus said to him, "Okay, it is done. Your faith has healed you."

Instantly Bartimaeus could see! He followed Jesus down the road. I would love to know how this man spent the rest of his life. First he is blind, then he meets Jesus, now he can SEE. It would not surprise me to hear that Bartimaeus dedicated himself to convincing others that this teacher from Nazareth was truly the Son of God. And all it took was a little "I See You" love from Jesus.

Jesus' heart was touched with love when He heard the desperate shout of an unpopular blind man. It would have been easy for Jesus to ignore the dusty, dirty person. No one would have blamed Him. They didn't like Bartimaeus very much anyway.

But...Bartimaeus was dealing with Jesus, God's Son, Savior of the world! This is Jesus who could SEE the real pain behind the town 'pain in the neck'. Jesus could SEE the blind man needed more than a pat on the back or a 'be of good cheer' greeting.

Jesus took time to SEE people in spite of their faults. I know He loves me like that. Jesus wants me to LOVE LIKE JESUS IS WATCHING! He sees us and knows us by our love. I learn a lot when I read my Bible. This hospital stay is good for me in more ways than one!





## CARDIAC 'I See You' LESSONS

*Make a large posterboard pair of glasses with heart shaped lenses.  
Hand print theme phrases on the heart lenses. Place on wall.*

Ba-dum, Ba-dum. What's that sound? It the sound of your heart pumping. You probably haven't listened to the beating of your heart lately. After all, the heart is something most kids don't think about too much—unless there is a problem with it. Then, it's something you have to think about often.

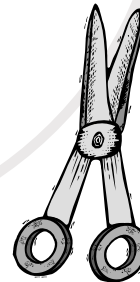
It's the same thing with your Christian life. If you love others, everyone will notice the change in you. If you forget to love like Jesus, you become like the rest of the world. So:

- 1. LOVE LIKE JESUS IS WATCHING.** You could change today's world with His kind of love. He's watching!
- 2. 'SEE' AND LOVE.** Little things make a big difference. Look for ways to show Jesus' kind of love. He's watching!
- 3. TREAT OTHERS AS YOU WANT THEM TO TREAT YOU.** Sound familiar? It's the Golden Rule. Love like Jesus is watching! He says, "I See You!"

CLOSE IN PRAYER

### CRAFT

Choose a craft from the curriculum list.  
If desired, create a homemade project.



BIBLE STATION #5:

THE RECOVERY ROOM

Heart Wellness Center



**SPIRITUAL THEME:**

**Jesus People**

How do Christians remain spiritually healthy? Follow tips to stay in tip-top faith shape.

**CHARACTER:**

**Doctor/Nurse**

Become the informed professional who explains the concept of growing strong in Jesus. Dress as a doctor or nurse.

**DECORATION:**

**Health Center**

The area is a simple health exercise center where Christian heart muscles grow strong!

HEARTBEAT HOSPITAL IS A PLAN FOR LIVING.  
WE ARE NOT HERE TO MAKE YOU BETTER.  
WE ARE HERE TO MAKE A DIFFERENCE!

**Recovery Stations:** Set up separate stations where students perform one simple exercise. Print the specific assignment on a paper heart for the station signs.

**Sports Equipment:** Place specific sport equipment at each station.


**Juice Bar:** Cover a small table with a colorful cloth. Decorate the corner festively with hearts and flowers. Fill a large pitcher with ice and fruit juices. Orange juice, apple juice and grape juice are popular. Provide small plastic cups or separate juice boxes displayed in a large ice filled bowl.

**Music:** Play a lively Christian CD. Background music should be appropriate for exercise.



## WELCOME!

*Have fun with basic heart information. Communicate as much as time allows and adjust information according to age. Show a diagram of the human heart.*



Welcome to The Recovery Room where people grow healthy hearts. Exercise what God has told each of us to do. Let's learn something about the big muscle that beats inside you. Put your hand on your chest and see if you can feel a strong beat.

Did you give friends heart-shaped candies on Valentine's Day? Do you ever cross your heart when making a promise that you really mean? Ever turn on the radio to hear a guy singing about his broken heart?

A long time ago, people thought that their feelings came from their hearts, maybe because the heart beats faster when a person is scared or excited. We know feelings come from the brain, and the brain tells the heart what to do. So what's the heart up to, then? How does it keep busy? What does it look like?

**WORKING THAT MUSCLE:** Your heart is a muscle. It's located a little to the left of the middle of your chest, and it's about the size of your fist. (*Everyone: Make a fist.*) There are lots of muscles in your body—arms, legs, back, even in your behind. But...the heart muscle is special. The heart sends blood around your body. The blood provides your body with the oxygen and nutrients it needs. It carries away waste.

Your heart is a pump, two pumps in one. The right side of your heart receives blood from the body and pumps it to the lungs. The left side of the heart does the exact opposite: It receives blood from the lungs and pumps it out to the body.

**WE GOT THE BEAT:** How does the heart beat? Before each beat, your heart fills with blood. Then its muscle contracts to squirt the blood along. Then your heart squeezes. Try squeezing your hand into a fist. That's sort of like what your heart does so it can squirt out the blood. Your heart does this all day and all night, all the time. Every day, an adult heart pumps 2000 gallons worth of blood by filling and squeezing and sending the blood around and around again. The heart is a hard worker!



MEMORY VERSE:

PSALM 51:10

*Create in me a clean heart, O God.  
Renew a right spirit in me.*

*Teach today's verse while students enjoy a refreshing beverage at the JUICE BAR. Serve the juice first. While students sip, teach the words to the verse. Words can be printed on separate heart shapes. Take away one word at a time until everyone can say the complete verse from memory.*



## RECOVERY ROOM STATIONS

*Take the group from station to station. Explain the spiritual concept and demonstrate the simple exercise using one student. Once the group knows what to do, allow them to move freely from station to station, exercising a short period of time as they choose. When the time is up, gather the group for the BIBLE STORY.*

### RECOVERY STATION #1:

### VITAL SIGNS

**Exercise:** Stand on a small mat and run in place as fast as possible for 30 seconds. Afterward, touch two fingers of one hand to the inside wrist of the other. Feel and count the fast pulse. Notice how fast your breathing becomes. How do you feel? How far did you run?

People live their lives like this exercise. They run as fast as they can every day. The only problem is that they never get anywhere. At the end of the day, their heart is racing and they are gasping for breath.

Paul said, *"Those who run in a race all run but only one gets the prize. Everyone who competes in the games goes into strict training. They do it to get a crown that will not last; but we do it to get a crown that will last forever. Therefore I do not run like a man running aimlessly, I do not fight like a man beating the air. I beat my body and make it my slave so that after I have told others, I myself will not be disqualified for the prize."*

I Corinthians 9:24-27



**RECOVERY STATION #2:**

**STRESS TEST**

**Exercise:** Using a jump rope, jump as fast as possible until you "miss". Keep trying even if you get tangled in the rope. How does your body feel after jumping fast?

Just like a rope, the Christian believer is strong. It is difficult to break a rope. Many strands of thread are woven together to make it strong. Most ropes have three strong cords that bind it together. The Christian has three strong cords too:

**BELIEVE IN JESUS  
LIVE FOR JESUS  
BE HAPPY IN JESUS.**

The next time you feel under great stress and need to be strong in the Lord remember this verse, *"Be strong in the Lord and in His mighty power."* Ephesians 6:10

**RECOVERY STATION #3:**

**JOIN THE JESUS TEAM**

**Exercise:** *"Cinnamon Bun" Hug. The group stands single file and holds hands. Begin at one end of the line and turn slowly with each person following the person ahead of them. When everyone has followed, the result is a tightly twisted group of people held together by their hands. Finish off with a huge hug!*

Exercise is a lot more fun when other people are involved. To grow a healthy heart, find others who love the Lord and join them while serving Him. God's Word says, *"Serve one another in love."* Galatians 5:13b

**RECOVERY STATION #4:**

**DO IT RIGHT**

**Exercise:** *Place a small puzzle or the game 'Perfection' on the floor. The goal is to complete the task quickly and completely.*

People think that after they accept Jesus, they're done. Not true! There's more to the Christian puzzle. How do you know when a puzzle is done? *(Every piece is in place.)* How do you know when your Christian life is complete? *(You learn what pleases God and you do that.)* Here are a few suggestions to get you started. Start today and grow a healthy heart!

1. Read your Bible every day.
2. Talk to God every day.
3. Tell others about Jesus.
4. Go to church.
5. Love others.



**RECOVERY STATION #5:**

**CARDIAC RE-HAB**

**Exercise:** Try to bounce as many balls at one time as possible. The balls should be different sizes to make the task more challenging. Ask one student to try it and then toss as many balls as possible into a basket placed at the far end of the room.

Have you ever had a broken heart? It's not that your heart literally breaks in two pieces, it just feels that way when someone hurts your feelings. People hurt others in many ways. Let's name a few: physical abuse, yelling, being critical, ignoring you, saying untrue things....

It's time to heal your heart. If you allow unkind events to boss your life, you will be a bitter person. Good news! Jesus has an answer for a broken heart. Jesus said, "*Come unto Me all you who are weary and heavy laden and I will give you rest.*" Matthew 11:28


**BIBLE STORY:**

**HEALING AT THE POOL**

**John 5:1-15:** While Jesus was in Jerusalem to celebrate a holiday, He walked past the Sheep Gate where a beautiful pool called Bethesda appealed to people who were blind, lame and paralyzed. These people watched the water carefully. When the water moved, God was present and an angel moved the water. The sick people rushed to the water. The first person into the water was healed. Imagine the competition between those sick people to get into the water first!

One man had been sick for thirty eight years. When Jesus found out he had been in this condition a long time, He asked him, "Do you want to get well?" The man said, "Sir, No one will help me into the water when the water moves. While I am trying to get in, someone else gets there ahead of me."

Jesus said to him, "Get up! Pick up your mat and walk." At once the man was healed. He picked up his mat and walked. You would think that a great cheer would go up in the crowd. Instead, the religious leaders said to the healed man, "It is the Sabbath. The law forbids you to carry your mat." What a shock. They were not happy at all for this tall, strong man.





## THE RECOVERY ROOM LESSONS

*Print theme phrases on large hearts made from posterboard.  
Hand them to students who attach them to the wall.*

**Mercy!** The name of the pool was 'Bethesda' and it means 'mercy'. How interesting that Jesus was the only person who had mercy on this poor man who could not help himself into the water.

**Jesus Did It!** Even the leaders were angry that the man was healed on their day of rest. But...Jesus showed mercy. He didn't care if it was day or night, rest day or work day, rich man or poor man. He showed us how to help.



**Just Do It!** Help people who need help! Trust God to take care of you. In the end, you will become a member of a special group: The Jesus People.

1. Run the Christian race and win it!
2. Believe in Jesus, Love Jesus, Be Happy in Jesus!
3. Join the Jesus Team!
4. Do what pleases God!  
(Read Bible, Pray, Go to Church, Tell Others, Love Others)
5. Let Jesus heal your broken heart!

**CLOSE IN PRAYER**

## CRAFT


Choose a craft from the curriculum list.  
If desired, create a homemade project.



## Hospital Nursery

### WHO SHOULD COME TO THE HOSPITAL NURSERY?

Birth through Age Three children of teachers and helpers. HEARTBEAT HOSPITAL is not designed for students under four years old who do not respond well to high activity so loved by older students. A separate space offers babysitting services.



### HOW MANY HELPERS?

Assign one helper per baby who is in charge of that infant from bottles to changing diapers. If that is not possible, provide one adult and a variety of assistants. This staff may change from day to day.

### SHOULD WE PLAN ACTIVITIES?

This is a staff babysitting service but tell a stories, sing songs, play music and videos, give wagon rides and take walks. Decide how much to do by the ages of the children.

### SHOULD WE FEED CHILDREN?

Ask parents. They may want to provide snacks. Be sure food is safe and healthful. *(WARNING: No popcorn, hot dogs, lollipops or hard candy which could get caught in tiny throats.)*

### HOW SHOULD WE DRESS?

Wear washable clothing and comfortable shoes. The key to being happy in the nursery is to be comfortable. Theme costuming is not necessary.

### WHAT SHOULD WE BRING?

Bring Christian music, a small fan and favorite toys and games. Mark each child's personal belongings as necessary.



## PEDIATRICS PRESCHOOL

Include five year old pre-kindergarten students or allow them to become part of the kindergarten group.

*If your preschool students are fun loving, active and mature, include them as one of the five major groups and eliminate the separate preschool group. Often preschool children adapt to normal activities with very little adjustment. Simplify the Bible Stations as necessary.*



### THEME

Preschool children study the same spiritual themes as older students. Each day's activities emphasize what older students are learning but on a preschool level.

Use the curriculum as a guide providing plenty of time for rest, play and simple crafting. At no time feel pressured to move students to activities if they are tired, crying or upset. Cancel your appearance in favor of free play time if the group needs to rest or calm down.

### TEACHERS

Provide one helper for every two-three students. Parental help is welcomed. Make each day fun and relaxing. Students should be able to chatter and sing without being reprimanded. However, run away children or rudeness must not be tolerated. Gentle, cheerful redirection usually works quickly.



### HOME BASE

Prepare one room where optional preschool stories, crafts, play and rest take place. Offer this separate space for criers and other young students who need privacy during the day.




## CRIERS

Preschool children are unpredictable. If a few children continually cry, keep them busy separately in the Home Base area. Movement around the building may be threatening for some younger students.


If one or two children never calm down, it may be necessary to ask a parent to stay with their child or take that child home and try again next year.

While we want to accommodate as many young students as possible, crying and temper tantrums discourage teachers, helpers and students. The child may be too young and will do better at a later time.

**PRESCHOOL KIDS LOVE BAND-AIDS!  
PURCHASE COLORFUL BANDAGES  
THAT THEY CAN WEAR EACH DAY.  
LET THEM CHOOSE WHERE TO PUT IT.**



## PLANNING A PEDIATRICS DAY



Two hours + is a long time for preschool students. Plan their day around lots of play time. Bring beach balls, balloons, bubbles and other outdoor toys to play indoors or outdoors.

*Purchase small story books from your local Christian book store. Use these books as fill in teaching times. Travel with the students to all areas of HEARTBEAT HOSPITAL as suggested in the daily schedule. If your students tire easily, omit some activity stops. They do not have to participate in every activity.*

**Current experience shows that preschool groups are as eager to participate fully as the older students. Consider eliminating a separate staff and include them as one of the basic five student groups. Discuss it to see what works with the staff available, number of preschool children and their abilities.**

### OPENING: THE WAITING ROOM

Participate in the Opening if students can sit, sing and respond. This is an opportunity to organize and gather the group before the day begins. If there are criers, ask a helper to take them to Home Base. This avoids chaos and distraction for older students.

### SONGS FROM THE HEART

Take students to the music area and stay with them.

### FIRST AID SALVATION STATION

This is a special daily visit to a First Aid Station where first aid kits are filled and becoming a Jesus follower is discussed.

### RED CROSS CAFETERIA

Take students to snack time. Sit with them. Use this time as a bathroom break complete with hand washing.

### THE STORY TELLER: PHARMACY

This area features a continuing story. If your preschool students can listen quietly, take them. The suggested story is "Emergency", a Chip and Clare Conley adventure. It is NOT written for their age. An option may be to purchase five short stories to tell your group at home base. Perhaps a series of age appropriate videos would work well. You decide!



## BIBLE STATIONS

OPTION: Tell the Bible Station teacher you will use their room for fifteen minutes when their class is not in session. Use the props in each area to tell the Bible story. Adapt the materials for your little ones.

If preschool students become one of the five major groups, the Bible Stations will be included in the schedule and will not need this visit.

## HEART SMART GAMES AND GUESTS

Take preschool students to the game and guest time. There are many games these young students can play.

OPTION: Plan separate recreation and create age appropriate games. They will enjoy any special guests arranged by the Vacation Bible School staff.

## REST TIME

AS NEEDED: Allow time for unstructured play and rest. Darken the room, play Christian music or a DVD and encourage quiet activity. Students may rest on large pillows tossed on the floor while a story is told or songs are sung.

## CRAFTS

The perfect preschool craft is one which can be completed by the student with a minimum of teacher help. Provide coloring pictures and crayons for slow times. Modeling clay or Play Doh should be available. Stringing large beads is a favorite activity.


AS NEEDED: *Purchase one craft project for each day. Keep the process simple and everyone will enjoy the experience. S&S arts and crafts catalog offers many preschool projects. (Prices may change.) Local craft stores have terrific ideas for the younger crafter. Think about the HEART theme as you choose your projects!*

## Notes:





## THE GREAT LOVE CHAPTER



Love never gives up.

Love cares more for others than for self.

Love doesn't want what it doesn't have.

Love doesn't strut,

Doesn't have a swelled head,

Doesn't force itself on others,

Isn't always "me first,"

Doesn't fly off the handle,

Doesn't keep score of the sins of others,

Doesn't revel when others grovel,

Takes pleasure

in the flowering of truth,

Puts up with anything,

Trusts God always,

Always looks

for the best,

Never looks back

But keeps going to the end.

...We have three things to do to lead us toward knowing God just as he knows us: Trust steadily in God, hope unwaveringly, love extravagantly. And the best of the three is love.

I Corinthians 13

Go after a life of love

as if your life depended on it—because it does.

I Corinthians 14:1a

