

HOOKED ON CHINA



DECLARING
THE YEAR OF
THE SAVIOR

HOOKED ON CHINA

....DECLARING THE YEAR OF THE SAVIOR



INTRODUCTION.....	1-3
MOST HONORED TEACHER.....	4-5
RELIGIOUS BELIEF IN CHINA (fyi).....	6-7
CHOOSING THE STAFF.....	8
COME TOGETHER WITH HONORED TEACHERS.....	9
RECRUITMENT FORM/DAILY SCHEDULE.....	10/INSERT
GROUPING STUDENTS.....	11
REGISTRATION TEAM.....	12
DECORATION: THIS WAY TO CHINA.....	13-16
COSTUMES: CHINESE GARMENTS.....	17-19
PUBLICITY.....	20-21
ORIGAMI.....	22-25
PHOTOGRAPHY.....	26
CHINESE NAMES.....	27
OPENING: CHINESE FRIENDSHIP GARDEN.....	28-46
OPEN HOUSE: FAREWELL TO CHINA.....	47
STORY TELLER: CHINA TALES.....	48
MUSIC: THE SINGING ROOSTER.....	49-51
GAMES: PANDA-MONIUM.....	52-57
SNACKS: DIM SUM CAFÉ.....	58-63
SALVATION STATION: CHINESE NEW YEAR.....	64-80
BIBLE WORKSHOP TIPS FOR TEACHERS.....	81-82
BIBLE WORKSHOP CRAFT SUGGESTIONS.....	83-85
BIBLE WORKSHOP #1: CHINESE JUNK.....	86-90
BIBLE WORKSHOP #2: INN OF BUTTERFLY HAPPINESS.....	91-96
BIBLE WORKSHOP #3: ORIENTAL LANTERN GARDEN.....	97-100
BIBLE WORKSHOP #4: IMPERIAL PALACE OF PEACE.....	101-104
BIBLE WORKSHOP #5: QUIET HOUSE CHURCH.....	105-108
BONSAI BABES NURSERY.....	109
PRESCHOOL: CHILDREN OF LIGHT.....	110-112
AND ONE MORE THING.....	113

HOOKED ON CHINA

...Declaring The Year Of The Savior!

China is a sleeping giant.

Let it sleep, for when it awakens it will shake the world.

~Napoleon Bonaparte



China is awake and assuming an influential position among the nations. Its' 1.3 billion people, massive cities and varied language groups issue a unique challenge for world power, economic strength and cultural influence across the earth.

China is spiritually awake. The people of China are asking questions. Chinese scholars are traveling the world and returning home with good news, the story of Jesus. Christian missionaries who have made China their spiritual focus of prayer and effort for generations, are seeing the gospel sinking into the hearts of people who were living in darkness.

Pray For China!

In Him was life, and the life was the Light of men.

The Light Shines in the darkness."

John 1:4, 5 (NASB)

Declaring The Year Of The Savior!



HOOKED ON CHINA is a Christ centered five day Vacation Bible School for Preschool and Elementary children. Enjoy this unique peek into the nation of China while learning about Jesus, the Savior of the World.

HOOKED ON CHINA students visit five Bible Workshops on separate days. Costumed leaders treat the children as special guests on their first tour of China. Bible stories, Chinese activities and craft projects complete these wonderfully decorated areas.

HOOKED ON CHINA features a variety of fifteen minute daily activities. Meet at **CHINESE FRIENDSHIP GARDEN**. Dine at **CHOPSTICKS CAFÉ**. Play games at **PANDA-MONIUM!** Listen to a Conley Twin story, *Jade Dragon*. Praise music is featured at **THE SINGING ROOSTER**. Learn about Salvation at **SUN NIEN FAI LOK (Happy New Year)**.

HOOKED ON CHINA offers curriculum options for the preschool group (Ages 4-5). Students participate in the same activities as older students with a special teaching team or may be integrated into the full program. Suggestions are included for **Bonsai Babies Nursery** (Birth-Age 3) to arrange a safe spot for staff toddlers and infants.

IT'S FUN-OMINAL!

The Mighty One, God, the Lord, speaks and summons the earth from the rising of the sun to the place where it sets. Psalm 50:1 (NIV)

These Suggestions are a guideline.
Build an exciting Vacation Bible School using
HOOKED ON CHINA Bible stories and activities.



HOOKED ON CHINA is an activity based event for
Preschool-Grade Six. Involve Grade 7-12, Youth and
College students as helpers, team leaders and teachers.

Student Groups display color coded name tags. They may
wear *mandarin* or *coolie* hats. Students stay in the same
group all week.

Bible Workshop Teachers decorate their area. The same
Bible lesson is repeated daily to a new group. Adjust
teaching activities for varying age groups. A new student
group arrives each day. Accompany your assigned group
wherever they go. Groups must have a leader with them at

all times.

Activity teachers see all students each day. Groups travel to music, snack and
special activities. Activity teachers prepare five separate daily activities.

Purchase supplies as needed. Give invoices to the Director or ask for a check
in advance. Look for sales, discounts, theme catalogs and scrap materials
from backyards. Craft projects from **S&S arts and crafts** catalog and **Guildcraft**
catalog may be purchased separately at reasonable prices. Provide your
local church tax exemption number when purchasing materials.

COPYRIGHT INFORMATION

Make as many copies as needed for local church use. Give interested folks our order form, mailing
address and toll free telephone number (1-888-236-5433 CEM-LIFE). Your cooperation allows CLOSE
ENCOUNTERS MINISTRIES to continue producing exciting, inspiring, positive Christian program at low cost
to church across the nation. Copyright-All Rights Reserved protected.

Most Honored Teacher

Let us not become weary in doing good, for at the proper time we will reap a harvest if we do not give up. Galatians 6:9 NIV



Just as many volunteer teams pour out their lives in communities throughout China, you are a valued volunteer-- Most Honored Teacher-- who may reap a great harvest in your home church. Lead your teachers and students into a grand week of learning the good news of Jesus, our Savior!

When divided into reasonable tasks, this Vacation Bible School is easy to produce by a crew of eager leaders working in tandem with the Director.

CHARACTER AND COSTUME: Follow suggestions in the costuming section to become a Chinese citizen of any area or cultural status.

Direct your leaders with cheerfulness, helping them prepare specific activity areas. Be available to answer questions, order materials, make copies and secure props and costumes.

DELEGATE RESPONSIBILITY. Vacation Bible School is a team effort. Never apologize when asking for help. Trust your staff to carry out their assigned tasks. Check in with them occasionally as their supportive leader.

PRACTICE A POSITIVE APPROACH. Statements like, "We can't do this", "We never did it this way", "There is no money" or "No one will teach" serve no purpose. If Most Honored Teacher's attitude is right, even the grouchiest saint responds cheerfully.

PRAY. Pray for staff, students and the entire event. Take each detail before the Lord and then--Relax!

PLAN. Read **HOOKED ON CHINA** and note areas requiring special attention. List details you must handle personally. Meet with the staff six weeks before Vacation Bible School begins to plan details.

ADAPT. Complete program adaptations to accommodate your local church during preliminary planning to avoid staff confusion.

SET UP. Give adequate set up time. Decorate during the week prior to Vacation Bible School making sure everything is in place for Day #1.

STAFF PRAYER. Plan a five minute prayer session one half hour before the day begins. Those who attend will appreciate the “upward boost”.

PURCHASE OR MAKE STAFF THANK YOU GIFTS. This “God Given” team is vital to children’s ministry in your church. Find fun ways to say thank you privately and publically. Pray from them sincerely and thank them often!

CLEAN UP. When OPEN HOUSE is over, clean up begins. **HOOKED ON CHINA** is not complete until the church is in order. Encourage the staff to remove props immediately. Stay to help!

PRESCHOOL PREPARATION

Give Preschool leaders copies of decorating ideas, teacher information and lesson plans designed for older students.

Speak to individual activity leaders to be sure projects are appropriate for Preschool students. Eliminate complicated or frightening activities. Choose age appropriate craft projects from craft catalogs or local stores.

OPTION: Preschool children may become one of the five major groups. They travel to all activities like the older students. This means less staff, easy planning, less expense and the “grown up” feeling preschoolers love! Provide a Home Base where students rest and enjoy age appropriate crafts and stories of activities seem difficult. Think about the best way to organize your own group of enthusiastic children.

RELIGIOUS BELIEF IN CHINA FOR YOUR INFORMATION!



China is a massive country with a great diversity of religious beliefs. The main religions are Buddhism, Taoism, Islam, Catholicism and Protestantism.

Current information is: "Citizens of China may freely choose and express their religious beliefs and make clear their religious affiliations." Christians who are familiar with persecution take the prior statement with a sober sense of caution. Human Rights organizations still record many examples of torture, imprisonment and harsh treatment of believers.

Telling the good news of Jesus has always been a challenge. With huge missionary effort, millions of Chinese have become believers. Millions more need Him.

Buddhism has a 2000 year history in China and currently there are 13,000 Buddhist temples and about 200,000 Buddhist monks and nuns.

Taoism, native to China, has a history of more than 1700 years. China now has over 1500 Taoist temples and more than 25,000 Taoist priests and nuns.

Islam was introduced into China in the seventh century. 18 million claim Islam as their religion with 30,000 mosques and 40,000 Imams.

Catholicism spread widely after the Opium War in 1840. China has four million Catholics, 4600 churches, meeting houses and 4000 clergy.

Protestants first visited China in the early 1800's and the Jesus story spread widely after the 1840 Opium War. There are about 10 million Protestants, 18,000 clergy, more than 12,000 churches and 25,000 meeting places.

The cultural revolution (1966-1976) had a disastrous effect on all aspects of Chinese society, including religion. Since the 1980's about 600 Protestant churches have been reopened or rebuilt. By the end of 1996 more than 18 million Bibles had been printed and the effort continues into the new century.

Chinese believers often meet in Underground Churches or private Meeting Houses to avoid government interference with their personal faith in Christ. Officially there is to be freedom of belief but local stories often deny that fact. Courage is the watchword of the Chinese Church!

For the objectives of **Hooked On China** Vacation Bible School, we focus on Chinese Christian tradition. Even though cultural tradition often pictures religious tradition that is non Christian, we eliminate those symbols and/or give strong Christian meaning to them in the same way that modern Chinese Christians do.


Chinese Christians will be thrilled to know that Christian children around the world will honor their struggle and respect their country with this five day journey to China. Enjoy the Oriental adventure and concentrate on Jesus, our Savior Who saves the human soul from pole to pole across the earth!

Declaring The Year Of The Savior!

CHOOSING THE STAFF

*Let your light so shine before men, that they may see your good works,
and glorify your Father which is in heaven. Matthew 5:16*

Staff choice will make or break HOOKED ON CHINA.
Do NOT be satisfied with "any warm body".
Aim for the best people to fill each teaching spot.



RECRUIT

Approach people personally with a specific task.
Explain the job fully. No sugar coating allowed!!!

BULLETIN INSERT

Include a worship folder bulletin recruitment insert for two or three Sundays. Give people with specific requests their assignment immediately. Explain the insert during worship announcement time dressed in costume. Give this introductory effort the personal touch. See Bulletin Insert Sample

PICK AND CHOOSE

For remaining positions, call people you know will do a good job. The Lord honors your attempt to have the best staff possible. Pray about staff choices and if someone says "No", assume another person is waiting to fill that place. Use teens, men, women and senior citizens as staff members.

COME TOGETHER WITH HONORED TEACHERS

PLAN ONE STAFF EVENING TO EXPLAIN
EXACTLY WHAT WILL BE EXPECTED.

Stress 100% attendance so no other meeting will be necessary.

SEAT STAFF ACCORDING TO WORK AREAS

Distribute specific lesson plans. Build in "chatter" time
to create excitement as teachers and helpers plan their week.

PREVIEW THE ENTIRE PROGRAM

The staff needs an overview of all events
taking place throughout the church.

BE AVAILABLE TO ANSWER QUESTIONS,
ASSIGN CLASSROOMS, GIVE INSPIRATION

Be the calming influence—MOST HONORED TEACHER.

AFTER THE MEETING,
MOST HONORED TEACHER
TURNS ATTENTION TO OTHER AREAS

Trust the staff to carry out their
specific assignments.

THE TELEPHONE
BECOMES THE STAFF LIFELINE

Call often to check on progress.





HOOKED ON CHINA

...Declaring The Year Of The Savior

Come on a five day adventure to China! Become Respected Teachers in a land where grown ups are revered! Choose a spot to serve at this year's unique Vacation Bible School.

HOOKED ON CHINA ACTIVITY STAFF

<input type="checkbox"/> REGISTRATION	Help Students Sign In	LEAD/HELP
<input type="checkbox"/> ART CREW	Make and Set Up Decorations	LEAD/HELP
<input type="checkbox"/> PHOTOGRAPHY		VIDEO/SNAPSHOTS/DISK
<input type="checkbox"/> THE SINGING ROOSTER	Music	LEAD/HELP
<input type="checkbox"/> DIM SUM (TOUCH OF HEART) CAFÉ	Snacks	LEAD/HELP
<input type="checkbox"/> PANDA-MONIUM	Games	LEAD/HELP
<input type="checkbox"/> CHINA TALES	"Jade Dragon "	Story Teller
<input type="checkbox"/> SALVATION STATION	Chinese New Year	LEAD/HELP
<input type="checkbox"/> CHILDREN OF LIGHT	Preschool	LEAD/HELP
<input type="checkbox"/> BONSAI BABES	Staff Nursery	LEAD/HELP

HOOKED ON CHINA BIBLE WORKSHOPS

<input type="checkbox"/> CHINESE JUNK	Honor The Savior	LEAD/HELP
<input type="checkbox"/> INN OF BUTTERFLY HAPPINESS	Love The Savior	LEAD/HELP
<input type="checkbox"/> ORIENTAL LANTERN GARDEN	Believe The Savior	LEAD/HELP
<input type="checkbox"/> IMPERIAL PALACE	Peace, Prayer and The Savior	LEAD/HELP
<input type="checkbox"/> QUIET HOUSE CHURCH	Be True To The Savior	LEAD/HELP

- | | |
|--|------------------------|
| <input type="checkbox"/> I HAVE PROPS YOU CAN BORROW! | JUST ASK ME! |
| <input type="checkbox"/> I WILL DONATE SNACKS! | TELL ME WHAT YOU NEED! |
| <input type="checkbox"/> I WILL GIVE A FINANCIAL DONATION! | IT IS WORTH IT! |
| <input type="checkbox"/> I WILL PRAY FOR HONORED TEACHERS! | GOD IS WITH US! |

NAME _____ TELEPHONE _____
 VACATION BIBLE SCHOOL DATES: _____ TIME: _____


**GENTLE QUESTIONS?
 ASK MOST HONORED TEACHER!**

HOOKED ON CHINA...DECLARING THE YEAR OF THE SAVIOR

STUDENT GROUPS	9:00-9:15	9:15-9:30	9:30-9:45	9:45-10:00	10:00-10:15	10:15-10:30	10:30-10:45	10:45-11:00	11:00-11:15	11:15-11:30
CHILDREN OF LIGHT AGES 4-5	FRIEND GARDEN OPENING	HOME BASE ACTIVITIES	DIM SUM SNACKS	PANDA-MONIUM GAMES	HOME BASE ACTIVITIES	CHINA TALES STORY	CHINESE NEW YEAR	MUSIC	HOME BASE ACTIVITIES	
BUTTER FLIES KINDER GARTEN	FRIEND GARDEN OPENING	W O R	K S H	O P	DIM SUM CAFE SNACKS	PANDA-MONIUM GAMES	SINGING ROOSTER MUSIC	CHINA TALES STORY	CHINESE NEW YEAR	CLOSING
CRICKETS GRADE 1	FRIEND GARDEN OPENING	SINGING ROOSTER MUSIC	CHINESE NEW YEAR	W O R	K S H O P	O P	DIM SUM CAFE SNACKS	PANDA-MONIUM GAMES	CHINA TALES STORY	CLOSING
PAPER TIGERS GRADE 2	FRIEND GARDEN OPENING	CHINESE NEW YEAR	SINGING ROOSTER MUSIC	CHINA TALES STORY	W O R	K S H	O P	DIM SUM CAFE SNACKS	PANDA-MONIUM GAMES	CLOSING
GRASS HOPPERS GRADES 3-4	FRIEND GARDEN OPENING	CHINA TALES STORY	W O	R K S	H O P	DIM SUM CAFE SNACKS	PANDA-MONIUM GAMES	CHINESE NEW YEAR	SINGING ROOSTER MUSIC	CLOSING
JINSHI HIGH SCHOLARS Grade 4-5	FRIEND GARDEN OPENING	PANDA-MONIUM GAMES	CHINA TALES STORY	DIM SUM CAFE SNACKS	CHINESE NEW YEAR	SINGING ROOSTER MUSIC	W O R	K S H O P		CLOSING

DAILY GROUP ASSIGNMENTS

BIBLE WORKSHOPS	MONDAY	TUESDAY	WEDNESDAY	THURSDAY	FRIDAY
CHINESE JUNK	BUTTERFLIES	CRICKETS	GRASSHOPPERS	JINSHI	PAPER TIGERS
INN/HAPPINESS	CRICKETS	BUTTERFLIES	JINSHI	PAPER TIGERS	GRASSHOPPERS
LANTERN GARDEN	PAPER TIGERS	JINSHI	BUTTERFLIES	GRASSHOPPERS	CRICKETS
IMPERIAL PALACE	GRASSHOPPERS	PAPER TIGERS	CRICKETS	BUTTERFLIES	JINSHI
QUIET HOUSE CH.	JINSHI	GRASSHOPPERS	PAPER TIGERS	CRICKETS	BUTTERFLIES



GROUPING STUDENTS

Hooked On China is broadly graded.
The goal is to divide all students into five groups of equal size.



BONSAI BABES (Birth-Age 3)

Two choices are apparent when planning the Nursery. Will we open this for the community? Will we provide a staff baby care service?

CHILDREN OF LIGHT (Ages 4-5)

Give preschool children free time and optional involvement in daily activities. Or, include these children as one of the basic five groups.

COLOR CODE FOR EASY GROUP IDENTIFICATION


BONSAI BABES	(Birth-Age 3)	No Color
CHILDREN OF LIGHT	(Ages 4-5)	Yellow
CRICKETS	(Kindergarten)	Green
PAPER TIGERS	(Grade 1- 2)	Blue
GRASSHOPPERS	(Grades 3-4)	Red
JINSHI-High Scholars	(Grades 5-6)	Black

Overlap ages in any group. If twenty students are in one age group and five students in another, switch students regardless of grade. Visiting cousins and neighborhood friends appreciate joining their friends in an unfamiliar situation.

OPTION: GROUPING FOR SMALL CHURCHES

With twenty or less students and a few faithful teachers, consider running one daily Bible Workshop with all students in one group. The same teaching team presents a different workshop each day in the same teaching area. Crafts can be adapted and offered in a separate area using the same teachers or a craft team. Smaller groups have the luxury of treating students to craft projects carried over day to day. Students may travel to all activities together.

REGISTRATION TEAM



Make name tags and lead the Registration Table the first day of Vacation Bible School. This job is too big for one person. If there is a tangle at registration, the first day could be delayed as much as thirty minutes

Identify individual group colors, group names and grades. Students line up to receive a name tag and hat.

PRE REGISTRATION

Registration cards simplify the first day by having name tags and hats prepared. Utilize church newsletter, bulletin, special mailing and take home forms. Telephone neighborhood families. Visit nearby neighborhoods. Record name, grad/age, emergency telephone and emergency contact person, environment or food allergy information. If cards are the basis for church growth, add address and parent names.

NAME TAGS

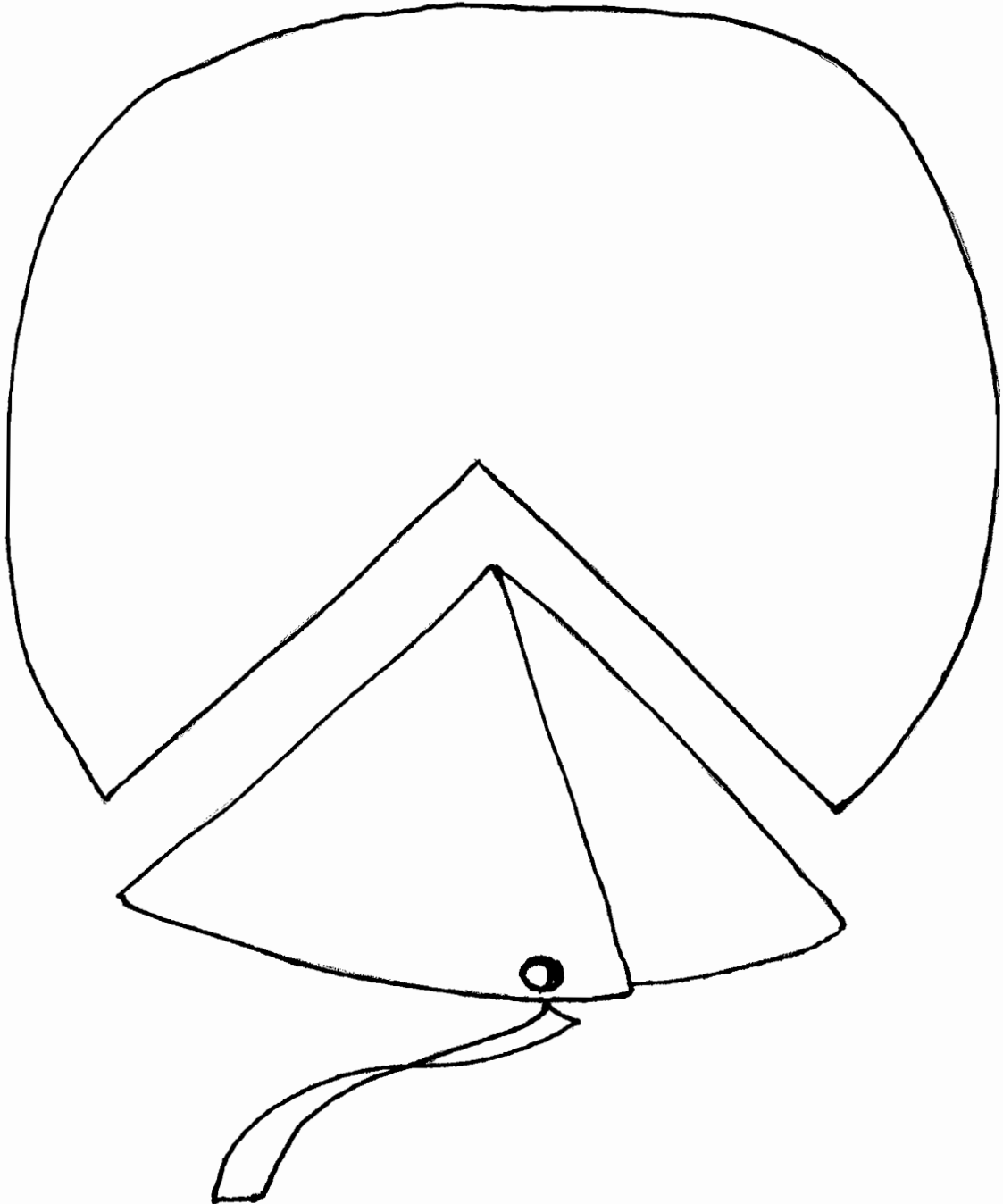
Print name tags on corresponding group colors for quick identification. Tags may be pinned to shirts or made into necklaces as desired. Since the tags are collected each day and made available for the next day, consider purchasing clear plastic covers from a local office store. Slide name into the sleeve.

CHINESE HATS

Student hats are great fun and become a wonderful keepsake. Consider two hat types; Coolie and Mandarin. Oriental Trading catalog offers a satin mandarin cap. (*Satin Mandarin Hat with Tassels. Stylish and full of Asian culture, this hat is the perfect accessory. ZY-15/14 \$3.95 each*) See our pattern instructions for homemade coolie hats.

Chinese Coolie Hat

Make hat from colorful posterboard. Consider group colors.
Two lengths wide grograin or satin ribbon to tie under chin.
Staple, tape, glue (or all three) to hold hat together.



THIS WAY TO CHINA! ----->



Create Oriental style throughout your Vacation Bible School by placing simple items in strategic locations throughout the church. Students and guests enter a make believe version of traditional China complete with brightly colored signs, lanterns, art prints of Chinese characters, greenery, paper parasols and much more!

Discuss decoration at the beginning of the planning process. Follow some of our curriculum suggestions and then develop your own "Oriental" style.

Leaders in individual activity areas decorate their rooms.

Special attention is given to the CHINESE FRIENDSHIP GARDEN Opening area.

SIGNS: Red and Black are popular colors in China. Make printed signs on red paper or posterboard, printed with black marker and trimmed in gold. Signs can be any message you would like to send to students. Memory verses, phrases and meaningful quotations all work to make the signs exciting.

This Way To China ---->

Yehsu aiwo wan bu tsuo
(Jesus loves me this I know)

Yehsu aiwo!
(Jesus Loves me!)

The Year of The Savior

He who kneels before God can stand before anyone!
Never give the devil a ride! He will always want to drive!

A clean conscience makes a soft pillow.
He who is good at making excuses is seldom good for anything else.

He who angers you controls you!
Kindness is difficult to give away because it keeps coming back.

FLOWERS/GREENS: Chinese people love large flowing blossoms. Decorate with open blooms, pussy willows and cattails. Silk flowers, living plants and tissue flowers work well. Bring green plants and trees into every area. Fill corners of rooms with greenery for a beautiful, serene Oriental tone.

LANTERNS: Decorate every area with colorful paper lanterns. Follow homemade directions in this curriculum or purchase colorful lanterns from Oriental Trading Company (www.orientaltrading.com). Hang these colorful pieces liberally throughout the building. Criss cross lines at ceiling level across a room and hang lots of colorful paper lanterns on the lines.

KITES: Make or purchase large, colorful kites with long streamers to hang in every corner. Print Bible verses or phrases on the kites.

STREAMERS: Attach brightly colored crepe paper streamers to every area. This is an inexpensive way to decorate and adds a festive feel to any room. Feature red and black.

CALLIGRAPHY CHARACTERS: Use any of the Chinese characters used as graphics in the curriculum to decorate walls. Enlarge one character on a long narrow posterboard to resemble a scroll. Several of these calligraphy scrolls may be displayed wherever desired.

DECORATIVE ITEMS FOR A CHINESE HOME

- Large floor pillows
- Large ceramic vases, urns, ginger jars
- Brass vases, candlesticks and fireplace andirons
- Low tables
- Colorful throw rugs under a center table
- Small lights placed on the floor
- Standing screen in one corner with lights behind it
- Table may be set with Oriental tea cups, tea pot, rice bowls and chopsticks
- Green plants, corner trees, blooming flowers grouped together
- Large baskets
- One large folding fan on the wall
- Landscape pictures
- Pebbles under water in clear vase or jar—add goldfish if available
- Wooden boxes
- Bird cages/Cricket cages

LIGHTS: Be creative with subtle lighting. Place floor spot lights shining upward in corners and along walls. Some Oriental table lighting shines through tall, narrow lamps covered in paper or fabric.

POSTERS: Visit internet sites like www.art.com and www.posters.com to discover wonderful and inexpensive professional prints that make any area of VBS look special. Purchase landscapes, calligraphy or Chinese people in traditional dress. Back the posters with posterboard to make them strong for display.

PROPS: Display appropriate items in any area. Props may be discovered in homes, high schools, shops and from the church family. Borrow, buy or make simple items that fit the theme. Follow specific instructions for any area or use this section as a guide. Many props may be "re-created" from good old home stuff that is given a shiny coat of red or black spray paint.

Wind Chimes

Running Water Feature/Fountain

Hanging Gong

Red Tassels

Rice Paper

Porcelain Beads

Garden Bells

Bamboo

Pigs (Chinese Love BIG pigs)

Goldfish/Lions/Butterflies/Tigers

Coins/Pearls/Peonys

MUSIC: Find CD's in your local music shop featuring the lovely tinkling Oriental sounds of flute and voice to use as background music. Quietly played, this detail gives any activity area the authentic touch.

**CHINESE DECORATING IDEAS
CHECK THESE OUT!
(Prices May Change)**

ORIENTAL TRADING CATALOG AND WEB SITE
800-228-2269 www.orientaltrading.com

Paper Parasol: Opens to 32"	ZY-9/502	\$3.95 each
Paper Chinese Lanterns: 4" x 6" (3 pieces/set)	ZY-3/133	\$4.95 Set
Paper Lantern With Dragon Print: 16" diameter	ZY-3/461	\$2.95 Each

Tissue Chinese Lantern: 34" long--15" diameter	ZY-3/475	\$3.95 each
Plastic Oriental Lantern Light Set: Includes 10 lantern lights with tassels, 8'	ZY-23/219	\$8.95/set

Porcelain Oriental Dinner Set: four 4" bowls, four 5" spoons, four sets of chopsticks and four 2 ½" chopstick rests. (20 pcs. Per set) ZY-2/989 \$9.95/set

INTERNET SITES TO HELP YOU BRING CHINA TO LIFE IN YOUR CHURCH:

www.asianideas.com A website filled with wonderful items to make your Vacation Bible School look like China. Inexpensive to moderate prices.


www.ebay.com This famous website happens to be filled with all kinds of fun items with the Asian theme. Begin your search for items with CHINA.

www.art.com Find professional posters and prints to display throughout VBS.

www.allposters.com More large posters are available on this website than anywhere on the internet. Take a look and save money too!

COSTUMES

CHINESE GARMENTS



Part of the fun of bringing **HOOKED ON CHINA** to life is the creation of props and costumes. This does not have to be difficult or expensive. Follow our tips, add your own ideas and let your imagination run wild!

COLOR

In Chinese culture there are three central colors: red, black and white. Other colors are classified according to their relative darkness and lightness.


Red, being the color of blood, symbolizes the positive aspect of life like happiness wealth and fame. Red is always associated with good luck.

Black is associated with dirt, sin, evil, disasters, sadness, cruelty and suffering among other negative things. Black signifies bad fortune and must not be worn during festivals, wedding celebrations or used in home decoration. Black symbolizes a lack of civilization and backwardness. However, traditions associated with this color are quickly fading and among the younger generations black can be frequently seen as a clothing color.

White symbolizes mother's milk and is the balancing color between red and black. It signifies moderation, purity, honesty and life but is also used at funerals as it is believed it can harmonize. It can be used in all rituals and ceremonies as it is essentially neutral.

Consider soft pastels in clothing since in the West we often see pink satin pajamas, pale greens and yellow fabrics with Oriental motifs.

CLOTHING



There are no specific rules in Chinese custom governing appropriate dress. Traditional costumes are rarely worn and clothing is usually chosen for comfort or according to the fashion of the day. Bright colors are preferred for clothing in Chinese culture but the color of one's clothing is generally suited to the environment.

A LITTLE HISTORY!

Long ago people in China wore tunics (like long t-shirts). Women wore long tunics down to the ground, with belts and men wore shorter ones down to their knees. Sometimes they wore jackets over their tunics. In the cold winter, people wore padded jackets over their tunics and sometimes pants under them. In early China, poor people made their clothes of hemp. Rich people wore silk.

HAIR: Most people, both men and women, wore their hair long. People said that you got your hair from your parents and so it was disrespectful to cut it. During the Sui Dynasty (500's AD) the emperor decided that all poor people had to wear blue or black clothes and only rich people could wear colors.

FEET: In the Sung Dynasty (1100 AD) a fashion started at the emperor's court for women to bind their feet. Women thought that to be beautiful they needed little tiny feet, only about three inches long. They got these tiny feet by wrapping tight bandages around the feet of little girls, about five or six years old. The bandages were so tight they broke the girls' toes and bent them underneath their feet and then they had to walk on them like that. The girls spent most of their time crying for two or three years and then the feet stopped hurting so much. Women with bound feet could not walk very well at all and when they had to work in the fields often they would crawl.

COTTON: In the Yuan Dynasty, Mongols brought cotton to China. At first people didn't want to grow cotton, maybe because people running the silk industry wanted to keep people buying silk but the Mongol invasions in the 1200's destroyed a lot of the mulberry trees needed to make silk. Mongol emperors, like Kublai Khan, turned to cotton to fill the gap. They ordered the opening of special training centers to teach farmers how to grow cotton and eventually ordered that farmers who grew cotton could pay lower taxes. Soon everyone liked cotton best. You could make it thin for summer or make thick padded clothes for warmth in winter.

Historical Information: www.historyforkids.com

Manual workers and farmers often wear dark colors because of the nature of their work. Some clothing is considered with regard to age: the elderly are not encouraged to "dress young", for example t-shirts and jeans would be inappropriate for grandmother or grandfather.

BOYS: For boys, loose cotton pants in blue or black and a matching cotton jacket (pajamas may be the easiest way to find this) or an athletic outfit with sweat pants.

GIRLS: A long white nightgown is the easiest place to start. The nightgown should reach the ankles. Over it, wear a long embroidered robe, like a kimono, tied at the waist. Another simple costume can be Mandarin collar on shirt or jacket, black cotton slacks, thin white socks and black canvas shoes (with or without strap and buckle).

Hats: Wear coolie hats made of straw or a homemade version (see illustration) made of posterboard, covered in fabric or wallpaper designs. Make Mandarin styled hats by following the homemade instructions included or purchase a few from Oriental Trading catalog. (www.orientaltrading.com)

Satin Mandarin Hat With Tassels ZY-14/14 \$3.95 each

Embroidered Cotton Dragon Baseball Caps– assorted red and black
ZY-15/174 \$19.95 dz.

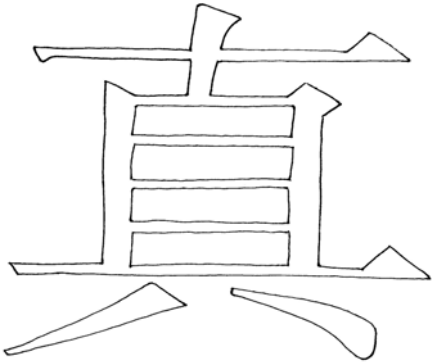
Paper Parasol: Opens to 32" ZY-9/502 \$3.95 each

Wooden Floral Fans: 8" 6 pieces per set. ZY-9/73 \$4.95 Set

Wooden Chinese Character Bead Bracelets: Assorted ZY-24/990 \$3.95 dz.

PUBLICITY

Publicity is vital to Vacation Bible School.
Be clear and concise.



CHURCH BULLETIN. Begin by advertising for leaders. Include reminders in the weekly church bulletin until Hooked On China begins. Include Registration forms when appropriate.

CHURCH NEWSLETTER. Print quick, catchy announcements and include Registration forms in the monthly Church Newsletter.

WORSHIP SERVICE GREETERS. Greet people coming into church for worship. This is a great reminder that Hooked On China is coming. Dress in costume. Place one or more students near the door. Distribute Registration forms and basic information.

LOCAL NEWSPAPER. Take photographs of people in costume. Send a news release several weeks before Hooked On China begins to insure publication. Invite a local news reporter and photographer to visit for a feature story.

COLORING CONTEST. Sponsor a Sunday School coloring contest. Choose one picture. Display completed pictures. Award prizes to create excitement.

VISIT THE PULPIT. Visit the pastor during announcement time. Give this your best effort so the congregation becomes excited about the event. Wear a costume and give basic information.

LETTERS TO KIDS. Send a letter to potential students. Fold the letters into origami

shapes (swan or frog is easy) before placing them in envelopes.

LOCAL TELEVISION. Ask your local television station to tape a feature story. This is great publicity and encouragement. Do not assume a crew will not come. Call and ask! Use the local television cable advertising station to print a few lines about your event. This is free or inexpensive.

NEWSPAPERS AND MAGAZINES. Does your denomination have a communication network? Send pictures and a well written article. You may be pleasantly surprised to find your church featured in the next edition.

SIGNS AND POSTERS. These are the most common forms of publicity. Although considered the least effective, placing signs and posters in stores, offices and other well traveled spots brings attention to your program. Attach tear off sheets stating basic information.

CHURCH SIGN. Place a large sign outside the church announcing dates and times. Use the "China" theme to draw attention to the sign. Fly colored flags, wind socks and kites. Make the sign in the shape of a Chinese lantern or kite. Light the sign at night.



Hooked On China
...Declaring The Year
Of The Savior!

Vacation Bible School
DATES
TIME
Calling All Kids!
Join the Panda-Monium!

Origami

The Art of Paper Folding is thought to have begun in China around the second century A.D. The folk craft spread to Japan during the sixth century. Initially, paper was so scarce that origami was an art reserved for the wealthy or for the nobility. Many cultures have their own folk craft of paper folding.

These projects are appropriate to teach students or to use as a unique presentation of invitations to Vacation Bible School. Print basic information before folding invitations.

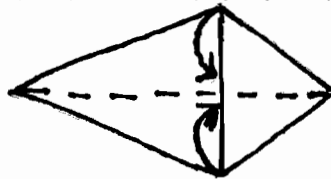
ELEGANT SWAN!

MATERIALS: Paper cut into squares. You may choose the size.

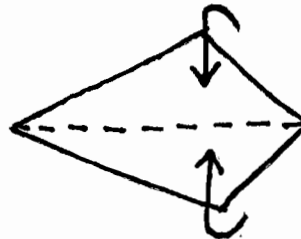
1. Start with a square piece of paper. Fold it in half diagonally and crease it well. Turn it over.



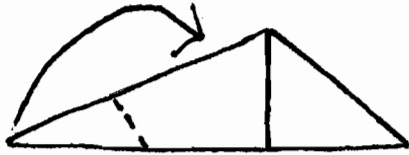
2. Fold corners to the center line and crease well. Turn it over.



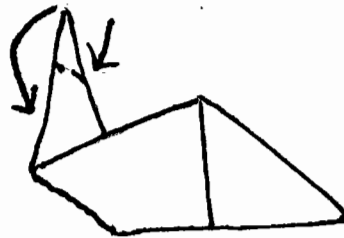
3. Fold in half along the center crease so solid edges are together.



4. Fold narrow point at a 90 degree angle to form the neck and crease it well. Invert the fold so the neck is inside the body.



5. Fold the point downward to form the head and crease it well. Invert the fold so the head is inside the neck.



6. Fold up the flap to form the wing.



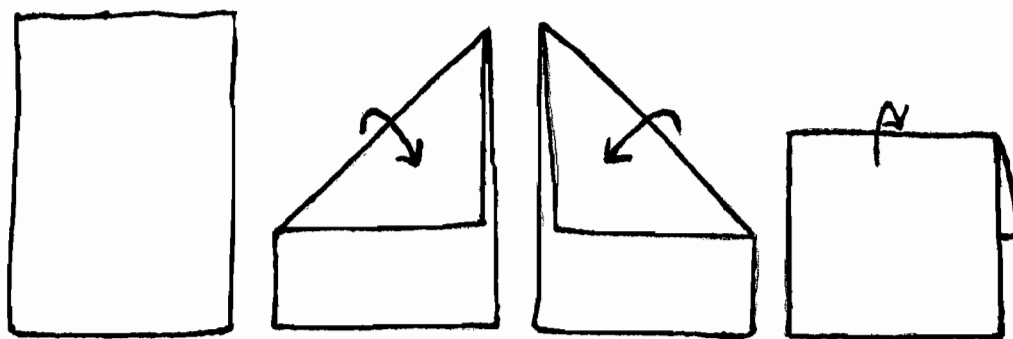
7. Fold half of the flap back down.



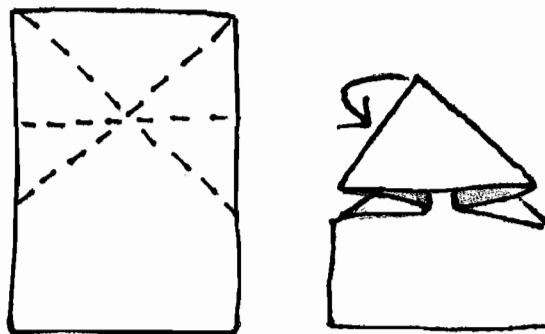
FANTASTIC JUMPING FROG!

MATERIALS: 8 ½ X 11" PAPER, Green is best. Kindergarten children can do this!!!

1. Fold along diagonal line.
2. Unfold and repeat the diagonal fold on the other side.
3. Unfold and fold back along horizontal line.




4. Unfold. Your paper should be creased as illustrated.
5. Carefully fold along creases forming a "tent" as illustrated.




6. Fold the right "tent" corner up to the "peak" as illustrated.
7. Repeat on the other side. These flaps will form the frog's front legs.




8. Fold left side to the midline.
9. Fold right side over to the midline.



10. Fold bottom up along the solid line as illustrated.
11. Fold down along second solid line. This will form the hind legs.
12. Fold front legs forward along dashed lines as illustrated.



Your Fabulous Jumping Frog is ready to hop!





PHOTOGRAPHY

Pictures are a unique way to remember the work and the rewards of a bright, visual week. Ask your church photographer to wear an appropriate costume and to enter each activity with enthusiasm.

Encourage Visitors To Bring Cameras

This is a good way to involve parents and church members who visit each decorated area.

Amateur photographers usually stand at one side to take pictures and should not disrupt events.

Photography Crew

Assign a small crew to take pictures each day. Underwrite the cost of film and developing from Vacation bible School resources.

35 mm Color Prints

Take pictures early in the week. Facial close ups are the most popular shots. Develop film at a fast developing center. Display the pictures at OPEN HOUSE.

Disk Photography

Make CD's that are offered to families and displayed on the church web site.

Video

Delegate one person to video tape all events. Some activities can be staged for filming but it is fun to record events as they develop.


Selling Pictures

Be prepared to quote prices. Do you want to cover the cost or defray Vacation Bible School expenses? Print a sign up sheet and display pictures so families may make choices at OPEN HOUSE.

Display Pictures

Consider viewing pictures during OPEN HOUSE. Prints may be placed on a wall/bulletin board and video may be shown in the snack area.

Chinese Names!



Chinese uses characters rather than an alphabet, so names cannot be directly translated from English to Chinese. However, Chinese characters can be chosen which approximate the English pronunciation.

Chinese names generally have three characters. The surname, which is usually one character, comes first. Next are one or two characters which are chosen by the parents, or the grandparents in traditional Chinese culture.

GET YOUR OWN NAMES AT: www.mandarin tools.com This program chooses the surname and given names according to the spelling of your name and the characteristics you choose. The selection is not unique. Every time you use the site, you will likely get a different name. So, if you don't like the first name you get, try again!!!

This activity is mostly created for entertainment. Real Chinese names should be chosen by someone who knows the nuances of Chinese language and culture. Ask a native speaker if you want a Chinese name you will actually use.

GIVE EVERYONE A CHINESE NAME: Assign a teen or adult the task of choosing names from the internet site. Write the English name and the Chinese name on a name tag. If desired, add the characteristics of the person to the tag. Have fun trying to pronounce all names and challenge everyone to call each other by their given Chinese name.

If the web site we suggest is not available, search the web for a similar site. You should be able to find something appropriate.

A Gentle Idea From,
Bi En li
Ellen Bunnell



CHINESE FRIENDSHIP GARDEN ...The Opening

Introduce events, pray, make announcements, collect offering, spark enthusiasm and sing. CHINESE FRIENDSHIP GARDEN skits establish the theme with grace and humor using two interesting characters meeting for tea in a lovely Chinese Garden.

DECORATIONS—SIMPLICITY IS THE WORD FOR THE WEEK!

Design a simple, visual focal point for the Oriental theme. Create your own garden using supplies available locally.

Build A Garden: Consider filling the back of the stage area with artificial Christmas trees (undecorated) lined up single file.

In front of these green trees add a few other types of green artificial tall plants typically used to decorate corners of homes.

In front of these plants place low flowering artificial or real plants displayed in separate urns, boxes or pots.

Flowers: Insert brightly colored artificial flowers into the pots and in tree branches for a splash of color.

Butterflies: Make large, colorful paper butterflies to sit on bushes here and there.

Rocks/Pebbles: Stack large clean rocks as a lovely garden feature. These may be displayed within a brick border lined with clean, colorful pebbles.

Garden Furniture: Place one low table front and center with tea pot and cups as centerpieces. Large pillows to sit on may be placed on either side of the low table.

Water Feature: Put a fountain in one corner. Goldfish may swim in a small pool filled with pebbles and green plants and water may flow from an automatic pump.

Caged Birds: Consider placing caged canaries or parakeets on stage. Chinese love small birds. Watch over living creatures carefully if you choose this *fun-derful* option!

Screen: Position a folding screen behind the low table. The screen may be made of simple cardboard and fabric materials or may be borrowed from someone.

Wind Chimes: Hang one or more sets of wind chimes on stage. Blow a fan gently so that the chimes ring pleasantly. (Caution: Do not blow fan on small birds.)

Lighting: Set small lights on the floor behind the trees/plants closest to the wall. Spotlights, small lamps or other lighting may be used to shine upward from the floor for dramatic effect.

Microphone Stand: Decorate the stand with greens intertwined up the pole.

COLLECT OFFERING

Place money in wicker baskets before students find their seats. Before Vacation Bible School, decide where to donate the offering. If a special mission is designated, let families know. If a contest between age groups or boys vs. girls is desired, communicate this to the students and have fun collecting money.

CHINESE OUTREACH MINISTRIES will provide free foldable Piggy Banks for your group. Bibles for the Chinese are purchased with your gifts to the Piggy Bank Fund. Contact Charles H. Shearer at 717-939-4738 or chshearer7@cs.com for more information.

CHAIRS/NO CHAIRS

If meeting in a gymnasium or fellowship hall, consider allowing student groups to sit on the floor. Mark the seating area with Panda bears or butterflies in group colors.

SYNCHRONIZE WATCHES

Begin on time even if students are gathering. Welcome, sing songs, make announcements perform one skit and dismiss. End on time to guarantee groups move to their first activity on time. Direct latecomers to their first activities.

BEGIN THE DAY WITH CEREMONIAL GONG OR CYMBALS.

HIT THE CYMBALS ONCE OR TWICE VERY LOUDLY.

LET THE MUSICAL TONE DIE AWAY SLOWLY.

MOST HONORED TEACHER'S WELCOME!



Welcome to a very special Chinese Friendship Garden. In China the tradition is to declare the year of the dog, the cat, the lion, the rabbit. In HOOKED ON CHINA we are Declaring the Year Of The Savior!

Throughout our five day journey you will discover wonderful answers to questions about the huge nation of China. You will learn a lot about Jesus, the Savior. You will be challenged to visit strange places and eat delightful foreign foods. Never fear! Jesus, the Savior is always near. You cannot travel away from His love.

Become a special guest of our most respected teachers. All teachers in China are revered and honored because of their great wisdom. When you honor your respected teacher, you learn much. Grandmothers are especially honored. Grandmothers often leave jobs to raise their grandchildren. Grandchildren honor and love these older women who give their lives for those they love.

1.3 Billion Chinese souls are dear to our Heavenly Father. Missionaries give their lives to tell those people about salvation in Jesus and about Heaven. This is the week you get to see what it is like to live as a Christian in China. Sometimes it will be fun and sometimes it will be dangerous. Are you ready for adventure?

There are many amazing places waiting for you. Eat at **Chopsticks Café**. Play games at **Pan-Da Monium**. Visit the story teller at **China Tales**. There's a big Chinese New Year celebration waiting for you at **Gun Hay Fat Choy**. Prepare yourself to live on a **Chinese Junk**, the slow boat to China. Visit **Ah Fu (Happy) House**. Enjoy yourself at **Oriental Lantern Garden** and the **Inn of Great Happiness**. Danger is waiting at the **Underground Church** but the Savior will go with you so do not be afraid.


By the end of the week I guarantee that you will be Hooked On China and Hooked on the Savior!

CHINESE FRIENDSHIP GARDEN

DAILY SKITS

Tea With Taylor and The Cookie Lady!

Rehearse before the week begins.
Do NOT memorize the scripts. Speak clearly.
Dress in costume for your character.



CHARACTERS

One man: Hudson Taylor

English Missionary to China.

Years In China: 1854-1905

B. May 21, 1832 D. June 3, 1905

Wear Chinese clothing.

One woman: Lottie Moon

American Missionary to China.

Years In China: 1873-1912

B. December 12, 1840 D. December 24, 1912

Wear old fashioned long skirt. Carry a parasol and wear an old fashioned hat/coat. **OR:** Wear Chinese clothing (especially on Wednesday)


Our famous missionaries meet for a few minutes each day during the Opening. They talk about their exciting adventures in China. The Director or another Narrator make a few comments each day.

DO NOT MEMORIZE. The skits work well if scripts are tucked into books or lay on a table.

Participate in each vignette with enthusiasm. Portray these famous China missionaries from another era with grace and humor. Slow down and speak clearly so the youngest children can understand the information. Have fun!!! **The five skits are filled with real stories and real quotes from these wonderful missionaries.**

MONDAY

Tea With Taylor And The Cookie Lady!



Enter The **Chinese Friendship Garden** one at a time. Look curiously around the decorated stage garden and sit at the low table or on whatever furniture has been set in place.

PROPS: A fancy ceramic teapot and china cups should be prominently displayed as the centerpiece. A plate of cookies should be on the table.

Hudson Taylor and Lottie Moon pour tea as they talk together of days gone by in their beloved China.

HUDSON TAYLOR: (*Bowing slightly...*) Greetings, dear lady. For some strange reason you look familiar. Do I know you? Have we met?

LOTTIE MOON: (*Smiling...*) I am Miss Lottie Moon. I came to China as God's missionary from my native land, America. To be specific, I am a Southern Baptist born and bred in Virginia.

HUDSON: Ahh, I have never met you but I have heard wonderful reports of your love for the Chinese people. Aren't you known as "The Cookie Lady"?

LOTTIE: You are correct, dear sir! I am known far and wide in China as The Cookie Lady. When I first arrived in Tonchow, Northern China, I was not received well by the Chinese people. I got this idea that if I was to tell them good news about Jesus, the Savior, I would need a trick, just a slight trick, to get folks to stop fearing me.

HUDSON: And did your cookie trick work in Tonchow?

LOTTIE: (*Offering the cookies...*) See for yourself, sir. How do they taste to you?

HUDSON: (*Bite a cookie.*) Mmm, I must say, these are the best cookies I've had in China!

LOTTIE: (*Laughing...*) For a long time I baked cookies and their delicious aroma wafted out my windows to hungry people who refused to take one bite! Everyday people came, sniffed and walked away with fear in their eyes.

HUDSON: I cannot believe it. Why?

LOTTIE: They refused to taste my cookies because they thought I was a Foreign Devil who was trying to poison them.

HUDSON: I can see they would be afraid but surely you changed their minds. They were very hungry people.

LOTTIE: Gradually, the Chinese children crowded around me just to "look" at the cookies. Finally one little boy was so hungry he grabbed a cookie and ate the whole thing! Well, everyone watched him closely to see if he would die a terrible death. When he didn't die, my cookies became one of the most popular delicacies in Tonchow!

HUDSON: You should have called them Gospel Cookies or Jesus Cookies.

LOTTIE: We called them "Moon Cakes". Get it? Lottie Moon? Moon Cakes? And people still eat them today. I think these children will sample a few Moon Cakes as a special treat this week.

HUDSON: I am impressed, Miss Lottie Moon. This place, our beloved China, is in desperate need of Christians willing to share the good news that Jesus came to earth to die and give us all eternal life in Heaven.

LOTTIE: Now that you know my name, may I ask the same of you, sir? Who are you? Where did you come from? Why are you in China?

HUDSON: (Bowing....) My name is James Hudson Taylor. I am also a Christian missionary to China. My home is far away in England. It has been a dangerous journey but China has become my home away from home. I love the Chinese people and they have become my family.

LOTTIE: It is my honor to meet the famous James Hudson Taylor, founder of China Inland Mission! What are you doing here in the Chinese Friendship Garden?

HUDSON: Why, looking for you, dear lady. Looking for you. We have days to talk over old times in China. Meet me here tomorrow and we can enjoy more Tea With Taylor and The Cookie Lady.

INTERLOCK ARMS AND LEAVE THE AREA, SMILING AND CHATTING PRIVATELY.


DIRECTOR'S COMMENTS

You have been privileged to meet two of God's Ambassadors to China in the 1800's. When no one cared about the millions of Chinese dying without ever hearing the name "Jesus", these two folks gave up their comfortable lives to live among the poorest of the poor in a mysterious foreign land where they were feared and despised as foreign devils.

We are going to learn a lot about these missionaries to China this week. Don't miss one day as Hudson Taylor and Lottie Moon meet for tea in our Chinese Friendship Garden!

TUESDAY

Tea With Taylor and The Cookie Lady!



Enter the staging area together, arm in arm, laughing and chatting privately as you approach the “tea” table in the Chinese Friendship Garden.

LOTTIE MOON: Dr. Hudson Taylor, I am enjoying our time together in the Chinese Friendship Garden. Tell me, how did you decide to become a Christian missionary in such a huge and difficult country?

(Pour cups of tea and offer cookies for each other.)

HUDSON TAYLOR: Well, Miss Lottie Moon, I was a good, obedient child until I became a teenager when I set upon a rebellious life that broke my mother’s heart.

LOTTIE: Ahhh, the difficult years. I must admit I was a rebellious young woman. My nickname at college was “Devil”!

HUDSON: And are you still a “devil”?

LOTTIE: I lost that nickname long ago when I gave my heart to Christ and was impressed to make my life count for Him in China.

HUDSON: I’ll never forget the day when I was 17, browsing around my father’s library. I found a little book called “It Is Finished”. I was a smart aleck and as I flipped through the pages, I was laughing, “Finished! What’s finished?” I soon found out as I read the story of how Jesus died and rose from the grave. Jesus said, “It is finished”, on the cross and I knew my rebel days were finished too. I gave my heart to Christ then and there.

LOTTIE: You did the right thing, Dr. Taylor.

HUDSON: Oh, my story is not finished. That very same day, 75 miles away, my mother was visiting friends. She felt a burden for me and unlocked the door leading to a small room. She decided not to leave that room until her prayers for my salvation were answered. Hours later she left the room with an amazing assurance that I had accepted Jesus as my Savior.

LOTTIE: What a wonderful mother. She stopped her busy day to pray for you.

HUDSON: She told me later that she would have stayed there for days if God had not dealt with me.

Ten days later I raced to the door of our home shouting, "Good news! I have good news for you, mother!" She was smiling ear to ear and said, "I know, my boy, I have been rejoicing for 10 days over the good news you have to tell me. I already know you are saved by God's grace and for God's glory!"

LOTTIE: Amazing! God Himself told your mother and she never doubted Him.

HUDSON: I must admit, I was disappointed not to be able to tell her myself. I accused my sister of "spilling the beans" which caused another set of problems and nearly got me hit with a frying pan....but it was all in good humor and with great joy.

LOTTIE: And then you went to China....

HUDSON: No. I went to school. I learned how to speak several languages and began to learn Mandarin Chinese from a small book that a friend gave me. I gave up my comfortable bed to learn how to live in poverty. I gave away all my money and I worked hard to grow in my faith.

LOTTIE: What was your "trick" to get the Chinese to listen to your message about Jesus?

HUDSON: Oh, you mean like your "baking Moon cookies" trick? Well, I became a medical doctor...or, almost a doctor. I figured the Chinese would listen if I met their physical needs. And it worked most of the time.

LOTTIE: Most of the time?

HUDSON: Well, there were days I was spit on and run out of town. Missionaries were only allowed in port cities and I traveled on foot to inland villages where most of the Chinese had never seen a white man. Those were tough days.

LOTTIE: I had a few of those days. I was an unmarried missionary traveling in uncharted territory. During the Boxer Rebellion, hundreds of missionaries and thousands of Chinese Christians were murdered by the Boxers who wanted Chinese life to return to the days of old.

I could not leave China with the rest of the missionaries. I disguised myself in a long tunic, small red cap and slicked my hair back. I hired a carriage and pretended to be a local government leader. As I rode through the streets, I put my arms in my long sleeves and bowed to the right and left in the customary greeting. I tricked them all! I made it to the suffering people and stayed to help until the worst was over.

HUDSON: God's missionaries to China are made of tough stuff, Miss Moon.

LOTTIE: Oh, not really, Dr. Taylor. Missionaries to China are made of "Faith" stuff. I never doubted that the Lord would protect me. He is still in the faith business today, dear friend.

HUDSON: I agree. Let's walk in the garden awhile. I'll meet you here tomorrow.

LEAVE THE STAGE ARM IN ARM.

DIRECTOR'S COMMENTS

Lottie Moon and Hudson Taylor may seem like real heroes but they are not so different from you and me. They grew up in loving homes and gave their hearts to Jesus when they were young like you! God had big plans for them and they said yes with all their hearts to His plans. Are you ready to say yes to God's plans for your life?

WEDNESDAY

Tea With Taylor and The Cookie Lady!



Hudson and Lottie enter from opposite sides of the garden and bow to each other in Chinese style. Sit down at the table and pour tea and serve cookies.

LOTTIE MOON: You look like a Chinese gentleman today, Dr. Hudson Taylor. It reminds me to ask you how you started to dress like the men in China.

HUDSON TAYLOR: I was criticized by my English friends for beginning this trend. English missionaries thought the Chinese were not friendly and treated them with rudeness. I never understood why they came to China with so little regard for the people they were sent to love.

LOTTIE: The Chinese are such a loving, kind people! It is a great mistake to say that the Chinese are not friendly. A more graceful, hearty hospitality than that of the Chinese I have met in no land.

HUDSON: One day a Chinese man asked, "Why do you wear buttons on the back of your coat?" I realized that the reason they would not listen to me and the reason they were afraid of me is that I looked scary in my long pants, big boots and coat of many buttons...not to mention my light hair and blue eyes!

LOTTIE: I resisted traditional Chinese fashions for a long time but realized I was not trying to make these dear people into Americans like me. I was trying to make them Chinese who loved Jesus. When I wore my Chinese garments, the women became my friends.

HUDSON: I decided I could do more for the Lord dressed like my Chinese friends and more comfortable too! I had my head shaved, leaving a little hair to grow into a Chinese cue (hair tied at the back in a braid). I wore baggy trousers, white socks, satin shoes and a loose silk gown with wide sleeves.

LOTTIE: Did it work?

HUDSON: Well, I attracted less attention and I won the hearts of natives who would not speak to me dressed as an Englishman. So, I guess it worked!

LOTTIE: I am ashamed to admit that I first thought of the Chinese as inferior people. I insisted on wearing American clothes to show how important I was. I came to realize that the more I shed my American ways and identified with the Chinese people, the more their simple curiosity about foreigners turned to genuine interest in Jesus.

HUDSON: Did it work?

LOTTIE: I began wearing Chinese clothes, adopted Chinese customs, learned Chinese culture and soon I respected these dear people and their ways. In turn, I have been deeply loved and revered by the Chinese people.

HUDSON: Cookies and clothing! Who would ever think that God could use such simple tricks to take fear away from strangers and turn them into lifelong friends.

LOTTIE: I guess we should thank God for showing us these simple tricks!

HUDSON: Indeed. I would stand on my head if it meant one more person would believe in Jesus as their Savior.

LOTTIE: Now, that would be a sight to behold, Dr. Hudson. A sight to behold!

EXIT ARM IN ARM.

DIRECTOR'S COMMENTS

Hudson Taylor and Lottie Moon discovered something important at the beginning of their missionary adventures: People will not listen to the words of someone they do not trust.

Hudson and Lottie became part of traditional Chinese daily life. Each missionary became a friend first and that earned them the right to be heard by Chinese people when they shared the story of Jesus.

If you want to be a missionary to your friends, become a person of honor and trust. If you make a promise, keep it. If you owe money, pay it. Becoming a friend means much more than the way we dress in the American culture.


Sometimes American kids wear clothes that do not honor the Lord. Be aware of the way you dress, eat and drink. Everything about you should tell others that you are a Jesus follower. Be a missionary at home first and maybe you can be a missionary to China later.

PREVIEW/PRE-ORDER ONLY
NOT FOR USE
PLEASE PURCHASE

THURSDAY

Tea With Taylor and The Cookie Lady!

Hudson Taylor and Lottie Moon enter the room together. They walk to the Chinese Friendship Garden and sit in their usual places pouring tea and eating cookies.



HUDSON TAYLOR: (Thoughtfully...) "Why did you not come to China sooner?"

LOTTIE: What? I came as soon I could raise the money.

HUDSON: No, no. That's what one man asked me when I told him about Jesus. "Why did you not come sooner?" His question burned in me as I thought of the millions of Chinese who had never heard of Christ. The Chinese gentleman was a Buddhist leader in China. He searched for truth by studying many religions only to walk away disappointed. He found true peace when he learned about Jesus. He eagerly told his Buddhist friends and began talking about Jesus everywhere he went.

He asked me how long we had known about Jesus in England, I said, "Oh, hundreds of years"! He was shocked. "What! For hundreds of years you have had this glad message and only now you have come to tell us? My father searched for this truth more than twenty years and died without finding it. Oh, why did you not come sooner?"

You can imagine how I felt, knowing the Chinese needed help for their spiritual lives while I was living comfortably in England never giving them a thought until God made His plans for me plain. I booked the next ship and here I am!

LOTTIE: I find it hard to return to America for a vacation. My heart longs to be in China every moment I am away. One day I got word that two lady missionaries were coming to help so I could go home on furlough.

When everything was ready for me to leave for America, two Chinese men walked up to me and told me about Pintow, their town. They begged me to go and teach their people about Jesus and tell them how to find eternal life.

What could I do? I immediately gave up my furlough and went to Pintow.

I traveled from village to village telling people about Christ. Christianity spread quickly in these areas and many thanked me with all their hearts. I was able to write letters almost everyday to the United States telling them about my many adventures and asking them for help and prayers. My letters were published in the papers and many ladies became interested in foreign missions through the work at Pintow.

HUDSON: You made the right choice, Miss Moon. Difficult to do but pleasing in the sight of God. That doesn't mean we missionaries should neglect our rest. Worn out missionaries are not a pretty sight!

LOTTIE: I take my rest seriously, Dr. Hudson. I always reserve the month of July as a restful vacation. I sleep in, read good books, pray, refresh my body with good food and take time to plan the coming year. And I bake cookies, lots of cookies for my Chinese friends.

HUDSON: Give me another Moon Cake, friend. I have a Chinese friend that needs to hear about Jesus. Maybe your cookie trick will help me tell him and it may help him listen.

EXIT ARM IN ARM.

DIRECTOR'S COMMENTS

There are 1.3 Billion Chinese living today. Because of the missionary work of Dr. Hudson Taylor and Miss Lottie Moon, millions in China have accepted Jesus and they tell each other the good news.

Dr. Taylor felt so strongly about the Chinese people that he continually returned to England and raised money to send more missionaries. When times were tough, he depended on the Lord.

Lottie Moon worked with Chinese widows and children. She asked her Baptist sisters in America to collect a Christmas offering to send more missionaries to China. The women worked and worked and the first year collected \$3000 which sent 3 new missionaries to China.

Lottie Moon's Christmas Offering is still collected and over \$1.5 Billion has been given for mission work in China. What will you give so people in China can hear about Jesus?

FRIDAY

Tea With Taylor And The Cookie Lady!



Hudson Taylor and Lottie Moon enter the room from opposite ends and bow to each other in traditional Chinese fashion. Sit at the tea table and pour cups of tea and serve cookies as the discussion continues.

HUDSON TAYLOR: I'm very happy in my heart to see you today, Miss Moon. This will be our last tea time in the Chinese Friendship Garden. My ship sails for England this afternoon. I shall be away from China for several years.

It is time to talk about what makes a difference in the life of a girl and boy, a man and woman no matter where they were born. I think I know the answer. Do you?

LOTTIE MOON: Could it be God's Word, the Bible?

HUDSON: It could and it is! There is a living God. He has spoken in the Bible. He means what He says and will do all He's promised.

LOTTIE: Have you ever been stared at?

HUDSON: Now Miss Lottie, what does that have to do with this serious discussion about the Bible?

LOTTIE: I just wondered.

HUDSON: Well, I suppose the Chinese have stared at me a time or two. We missionaries tend to stand out in a crowd in China. Never bothered me much. I had a missionary friend once with bright red hair. The Chinese were so afraid of him they called him the wild, red haired devil.

He warned me that my light hair and eyes would cause me a lot of trouble. I told him that God made my hair and eyes this color and He could worry about it. And you? Have you been stared at?

LOTTIE: The Chinese stare at me quite a bit. I spend most of my time in small villages. I take the children into the yard to tell Bible stories and sing songs.

In the morning neighbors crowd around to stare at the foreigners as we eat breakfast. Once my friend said, "Miss Moon, please note that we are being observed by 30 people; I've counted them." Two were in the doorway, others peeped from behind. Four boys stood on a table for a better view."

I told her, "Look, over there! Some boys are tearing holes in the paper window. We are a wonderful sight, I suppose." But, it bothered me some. All those eyes looking at me. What if I dribble my tea? What if I say or do something that would disappoint the Lord?

HUDSON: I hardly think you could do anything wrong, Miss Moon.

LOTTIE: Being stared at made me think of what was going on behind all those tortured eyes. Chinese eyes stared at me from morning to night. I spoke on the streets, in dirty homes, in the heat and dust of summer or cold winter snow. I was constantly in contact with people.

HUDSON: Lottie, did you feel alone while all those eyes were staring at you?

LOTTIE: Yes. As I wandered from village to village, I felt that the Master walked beside me and I heard His voice saying gently, 'I am with you always, even unto the end of the world.' I found great strength in prayer and Bible reading.

HUDSON: See? That brings me back to my first point. The Bible is a very important book.

LOTTIE: Well, why didn't you say so in the first place? Oh, Dr. Hudson, how can you leave China? Doesn't your heart hurt just thinking about leaving our beautiful China? What about the Chinese who have not heard about Jesus? Who will tell them?

HUDSON: I am deeply grieved, Lottie. After all, being a missionary to China has been my lifelong dream. When I was a little boy, I made an important announcement. I said, "When I am a man, I mean to be a missionary and go to China." That is exactly what happened.

LOTTIE: I cannot leave. I know there will come a time when I must go back to Virginia but not now, not when my Chinese friends are in such trouble.

HUDSON: If I leave now, I can send others. I can send young, strong men and women who love Jesus and want the people of China to love Him too. I must go so other missionaries can come.

LOTTIE: My friends in America write long letters telling me how much I am missing by not being at the parties in Virginia and by not eating the latest foods. After all, I was born a proper Southern Belle! I don't miss any of it. I only miss their company and they will not come to China!

HUDSON: Ahh, you have a missionary heart, Miss Lottie Moon. It is a gift from our Heavenly Father. The gift is love for Him, love for China and the strength to give your life as a sacrifice to Christ.

LOTTIE: And you, Dr. Hudson, have the same gift. Our beautiful, beautiful China will always be part of us for the sake of Jesus Christ.

HUDSON: I have always said, "Christ is either Lord of all, or He is not Lord at all." The Lord gives special grace to His missionaries to survive dangerous situations and to be willing to give our lives if that is what is needed.

LOTTIE: If I had a thousand lives, I would give them all.... to China!

**STOP ALL ACTION.
DO NOT MOVE AS THE DIRECTOR CONCLUDES THE SKIT WITH "THE REST OF THE STORY".**

THE REST OF THE STORY

Choose several people to tell the final chapters of Hudson and Lottie's lives.

Dr. James Hudson Taylor did leave China that day. He returned to England with his family. While in England, he organized the CHINA INLAND MISSION. He established 20 mission stations, brought 968 missionaries to China, trained over 700 Chinese workers, raised four million dollars by faith and grew a witnessing Chinese church of 125,000. At least 35,000 Chinese Christians claimed their faith began because of Hudson Taylor. He baptized 50,000 Chinese believers. His gift for inspiring people to give themselves and their possessions to Christ was amazing.

After ill health caused him to resign, he could not stay away from China. Not knowing he had only three months to live, he sailed to China one more time. It was his eleventh trip. He visited various churches and cities, inspected a new hospital site, spoke to a congregation of Chinese Christians and went to a party given in his honor in a garden..much like our Chinese Friendship Garden.

He died quite suddenly on Saturday evening while preparing to preach Sunday morning. It was quick and he was home with the Lord. Chinese Christians carried his body to Chinkiang where he was buried near the Yangtze River.

Miss Lottie Moon found it very difficult to leave her beloved Chinese families. When she was in her seventies, China suffered severe famine. Lottie would not eat because her people had nothing to eat. Naturally she became ill. She was put on a boat to return to America but died of starvation when the ship reached Japan. She may not have given a thousand imaginary lives for China but she gave the one she had.

And what about you? Do you feel the tug of the Holy Spirit in your life? God has never been concerned with age when He calls His people to serve Him. Hudson Taylor was a little boy. Lottie Moon was a teenager.

It could be that right here in this room is the next young missionary to China who will take the place of Dr. James Hudson Taylor and Miss Lottie Moon. Listen to what the Lord is telling your heart, prepare yourself with the best education you can get, be faithful and pray for God's guidance. You too can be a missionary to the land of China, Declaring The Year of The Savior!!!!



FAREWELL TO CHINA!

...Open House

Students and teachers show off decorated workshops, sing songs and display crafts. Families tour, sampling Chinese foods at Chopsticks Café and enjoying an evening in China.

All costumed teachers and helpers are responsible to be in their work area during OPEN HOUSE.

Choose Open House time so a high percentage of parents and friends may attend. If the week ends Friday, plan a Friday evening program. Do not eliminate students' last day of programming if VBS is taking place in the evening. Some churches present the Open House on Sunday morning. Eliminate Farewell To China Open House if no common time can be found.

FAREWELL TO CHINA SCHEDULE

7:00 P.M.	WELCOME AND OPENING PRAYER
7:02 P.M.	INTRODUCE "HOOKED ON CHINA" THEME
7:07 P.M.	STUDENTS SING _____
7:10 P.M.	RECITE MEMORY VERSES
7:15 P.M.	STUDENTS SING _____
7:20 P.M.	OFFERING
7:25 P.M.	TEACHER APPRECIATION AND GIFTS
7:35 P.M.	STUDENTS SING _____
7:38 P.M.	CLOSE IN PRAYER
7:40 P.M.	DISMISS GROUP TO TOUR "HOOKED ON CHINA"
8:30 P.M.	STAFF BEGINS CLEAN UP!

China Tales ...The Story Teller

This OPTIONAL fifteen minute segment offers rest and a delightful story adventure.

WHAT IS CHINA TALES? The Story Teller greets small groups cheerfully and tells a continuing story with great enthusiasm. Choose a quiet room far from the noise of the day. Students hide away and hear a five day story in fifteen minute segments.

HOW SHOULD I DECORATE? Place a large, comfortable chair at one end of the room. If an outdoor **wicker chair** is available, use it. Use curriculum suggestions to choose Chinese decor. Keep it simple with wicker, paper lanterns and kites. Throw colorful pillows on the floor so students can relax as they listen. Blow a gentle fan across the room to cool the students. Except for the reading light, keep the room dimly lit. Ask students to remove their shoes at the door. Line them along one wall in a neat row.



WHAT SHOULD I WEAR? Follow costume directions in the curriculum for the Chinese look. Be comfortable.

WHO HEARS THE STORY? All student groups visit fifteen minutes each day. Preschool students are scheduled to visit but if the continuing story does not interest them, substitute other stories. Choose five separate preschool stories from your local Christian Book Store or from a private collection. It may be desirable to choose another activity for the young group. Discuss choices with the preschool team before Vacation Bible School.

WHAT STORY DO I TELL? Our suggested story is "Jade Dragon", a five part Conley Twin adventure with complete script and line drawings. Order separately from CLOSE ENCOUNTERS MINISTRIES 1-888-236-5433 or www.cemlife.com

The Singing Rooster

....Praise Music For The Savior

I will be glad and rejoice in you; I will sing praise to your name, O Most High. Psalm 9:2

This is a fifteen minute daily music session for small groups. Sing Christian praise choruses filled with joy for the Savior. Choose upbeat, contemporary Christian choruses. Lead with enthusiasm and good humor.

THE MUSIC. We suggest 5 songs from GLORY SOUND STUDIOS and offer books, CD's and cassette tapes. You may have praise songs in your personal collection. Feature songs about Jesus, The Savior.

DECORATION. If you meet at The *Chinese Friendship Garden Opening*. No additional decoration is needed. When using a separate area, follow decorating ideas from the curriculum. Feature roosters since this is "The Singing Rooster".

ROOSTER SINGERS. Choose teens and adults to help lead songs with microphones and music stands. They are the praise team. This appealing contemporary style is enjoyed by all.

COSTUMES. Use curriculum costume suggestions to dress appropriately. Bright colors work well in this area to match rooster colors.



MUSIC SUGGESTIONS FROM CLOSE ENCOUNTERS MINISTRIES

Choose choruses from the following selection of books and CD's. This is an option. Use your own music if desired. **Order from CEM: 1-888-236-5433.**

Sing In Chinese!

If you remember singing "Jesus Loves Me" when you went to Sunday School, then you will appreciate this story. During the reign of Mao Tse Tung who founded the People's Republic of China in 1949, the Christian church was severely downtrodden. Almost no information about Chinese Christians was available to the outside world, as their communications were severely censored. In 1972, a most unusual message came through from China saying that the "This I Know" people were well! The Chinese interpreters did not understand the message so they let it pass on. However, Americans understood immediately the reference to the simple children's chorus, "Jesus Loves Me".

The writer of the original poem was Anna Bartlett Warner (1820-1915). She and her sister, Susan, were daughters of a wealthy New York lawyer. When their father lost much of his fortune during the 1837 financial depression, Anna and Susan became successful writers to supplement the family's income.

Teach your students "Jesus Loves Me" and "Joyful, Joyful!" using this simple phonetic form of Chinese. Find both of these traditional songs in hymnals.

JESUS LOVES ME

Yehsu aiwo wan bu tsuo,
Een yoh shung shu gao su wo.
Fan shu wo Ju jong shiao yang,
Sway ran ruan ruo Ju qiang juang.

CHORUS: Ju, Yehsu aiwo! Ju, Yehsu aiwo!
Ju, Yehsu aiwo! Shung shu shang gao su wo.

JOYFUL, JOYFUL!

Kuai leh, kuai leh, wo men chong bye,
Rong yao Shang ju ai Ji Shun!
Sheen ru hua kai, dao Ju mee-ehn chee-ehn,
Ju ru shu ree, wo huan ying.
Koo-ee cho yun, kuhn chio shiao hua,
Ee huo hay een chio san jin;
Yong hung kuai leh, chio Ju shang tsi,
Shu ri guang hua mahn wo sheen.

DECLARING THE YEAR OF THE SAVIOR. 5 Original choruses by John Miller, Glory Sound Studios. Sing with the split channel CD or use the piano sheet music and words only for kids!

GREAT BIG PRAISE FOR A GREAT BIG GOD, Book 1, Younger Kids, 117 Fun, Exciting, Singable Songs for Preschool-Third Grade. Compiled by Tom Fettke and Ken Bible, Lillenas Publishing Company, Kansas City, MO 64141. CD/audio cassettes available.

I Like To Sing About Jesus, page 9

I Will Sing Songs of Joy, page 11

Jesus Loves The Little Children, page 31

Jesus Loves Me, page 35 (add Mandarin version)

Fishers Of Men, page 56

We Are Different, page 115

+ Many More Great Songs For Younger Kids!

GREAT BIG PRAISE FOR A GREAT BIG GOD, Book 2, Older Kids, 100 Fun, Exciting, Singable songs for Fourth-Sixth Grades, compiled by tom Fettke and Ken Bible, Lillenas Publishing Company, Kansas City, MO 64141. CD/Audio cassettes available.

Jesus Is My Lord, My Master and Savior, page 15

No Other Name, page 26

Thy Word, page 49

Jesus Is the Light Inside of Me, page 57

Heart To Change The World, page 67


Make Me A Servant, page 75

Lord, Listen To Your Children Praying, page 82

+ Many More Great Songs For Older Kids!

Panda-Monium!

...Games of China



Panda-Monium is a daily fifteen minute game time. Play games from China. Use our games or design your own from favorite local activities you know your students will enjoy.

CHARACTER AND COSTUME. Dress comfortably. Chinese costuming is not needed unless desired. It may be fun to wear a t-shirt with Chinese characters printed on it.

DECORATION: Choose an indoor or outdoor area large enough for running, jumping, ball playing and circle games. If outdoors, select a grassy spot away from traffic. Encircle the area with brightly colored vinyl pennants available in Oriental Trading catalog or at their website: www.orientaltrading.com

EQUIPMENT. Collect supplies. Practice each game and adjust event rules for your group. Print the description for each game on a 4 x 6 card for easy daily organization. Place equipment within easy reach in moveable covered tubs.

REWARDS. Award stickers to winning students/teams. At the end of each session, treat everyone. Pieces of soft candy are popular prizes. Gather a variety of treats like Hershey Kisses, Twizzlers, Pretzel sticks or other small treats that will not become lodge in small throats. (No peanuts in case allergies are present in some children.)

PLAY TIPS. It is better to over plan in case a particular game falls flat. Plan a few rainy day activities. You never know when a stray cloud will chase your gang inside. Establish rules to protect students. Choose activities according to age. Do not be afraid to repeat games. Practice makes perfect!

I-Wen Hu

Commander

This is a traditional children's game in Taiwan. It is so popular that almost every child plays it. The rules are very simple. First, we choose a person to be a **Commander** who turns his/her back on everyone. As the Commander counts 1-2-3, everyone moves closer to him. After the Commander finishes counting, he turns and looks at everyone. Nobody is allowed to move at that time. If somebody moves, the Commander can point to that person and he is out. If someone is able to reach and touch the Commander, he wins the game and becomes the Commander!

Nai-Hsin Shen

Five Session Passing

In Taiwan a game called **Five Session Passing** is played. Children draw lines on the ground forming five squares. The children are divided into two teams. Members of Team 1 should stand on the lines which are drawn and members of Team 2 should stand inside the square. Those who are standing on the lines should try to touch those who are standing inside. If someone who is standing inside is touched by someone who is standing outside, he is out. When the time is up, the team which has more members left wins.

Chopstick Relay

Two relay teams divide in half with one half of the team lining up single file at a starting line and the other half of the team lines up at the finish line. The first person is handed a set of chopsticks and a large marshmallow. The task is to carry the marshmallow to the designated finish line using only the chopsticks.

No one may run with chopsticks. That's dangerous! No one may poke the marshmallow on the chopstick. It must be fairly carried to the finish line. When they reach the finish line, they must eat their marshmallow and hand the chopsticks to the next person who repeats the process and walks back to the start line, eats marshmallow and gives sticks to next person. First team finished and seated is the winning team! Then? Marshmallows for everyone!!!

Pick Up Chopsticks

Purchase lots of inexpensive chopsticks and play a regular game of "Pick Up Sticks". Students divide into small groups of 2-4. They take turns removing chopsticks from a dropped pile without moving any sticks. If a stick moves, the player loses a turn. Player who has collected the most chopsticks at the end of the round is the winner.

Chopstick Skills

Provide a variety of small treats placed on a clean tray. Students try to use chopsticks to pick up and eat their chosen treat. Provide all kinds of treats that will increase their skill level. Let them take their time and enjoy their small treats. Choose your favorite treats: M&M's, mini marshmallows, pretzels, potato chips, olives, jello cubes, bread cubes, pickles, carrot sticks, etc.

For more fun, add a tray of small items: cotton balls, buttons, jewelry, etc.

Rice Paddy Race

Game Supplies: Lots of dry rice, 2 clear jars or bowls, 2 large wooden spoons. Divide the group into two teams. Each team is given a wooden spoon, a jar and dry rice at the starting line. Their task is to place the jar at the finish line and then one by one, carry a wooden spoonful of rice to fill the jar. The first team to fill their jar is the winner.

There are Chinese games that are always fun to learn. Take a day or two to set up a variety of items that were invented in China and have been enjoyed all over the world.

Chinese Checkers

Purchase several sets. Divide the group into table teams. This is a great rainy day activity. Donate the games to the church after VBS.

Yo-Yo

Oriental Trading Company offers yo-yo's at an inexpensive price. Give each student a yo-yo and practice basic skills. Let them take their yo-yo home. Rainy Day or Outdoor activity!

Kites

What fun to teach a child how to fly a kite! Find a person who is good at it and feature that person as a guest to show how to do it. Or, provide a few kites and let students fly them.



There are many folk tales about the origin of the kite. A Sung Dynasty commentary puts their first appearance in the Warring States period. Lin K'un of the Yuan dynasty believed that the kite was invented in the Han dynasty to unsettle the enemy by the eerie sounds of attached whistles. History records that the kite was also used to signal for help. One theory has the kite invented during the dynasty of 907-959 AD and brought to Europe by Marco Polo in the late 13th century. In Taiwan, kite flying is associated with autumn. Split bamboo, which is light and strong, is the traditional material for making the kite frame. There are hundreds of kite shapes including the centipede and giant dragon kites.

Jump Rope

Play your favorite jump rope games. Bring long ropes and several shorter ropes for individuals. Rainy Day or Outdoor activity.

The jump rope goes back at least 1500 years in China. It was called "jumping one hundred threads" because the rope looked like a hundred separate ropes as it circled in the air. It was popular during the Spring Festival in the South. Jump ropes can be made of many materials including grass and cotton, and straw and cotton combinations coated with wax. Handles are considered unnecessary for the best turning action. Single and gro up jumping is popular in China as it is in the West.

Tuo-luo

Provide a number of tops for students to learn to spin. Find inexpensive tops at Oriental Trading Company or at your local toy store.

The Top

The top in China can be traced back to the Sung dynasty (960-1279 AD), when its forerunner was a 4 inch ivory disc called the ch-en-ch-ien which served as a pastime by court ladies. "Tuo-luo", the word for top is first found in records of the Ming dynasty (1386-1644 AD) when it was played by children when "the willows bud in early spring". Some tops are spun by means of a string wound around the base. The string is pulled sharply as the top is thrown forward. A small whip is used with some to maintain a continuous spin. Tops come in a variety of sizes and materials. Tops are equipped with a sharp metal end to slip other tops apart in top 'duels'. In this century, giant top, over a foot long and also heavy, was developed in Ta-hsi village. A rope is used to spin it instead of a string.

Catching Seven Pieces

Equipment: 7 small bean bags filled with beans or rice or sand. Add sets of bean bags according to how many students will be involved. Too much waiting is frustrating.

Players stand at a table or are seated on the ground or floor and take turns. One player holds all 7 pieces in his right hand. He drops them on the table/ground, being careful to spread them out so that no two are touching. He picks one of the pieces up, tosses it in the air, quickly grabs another from the table and catches the one tossed into the air before it falls back to the table. The player continues to grab the others from the table in a similar fashion until he holds all seven in his hand.

The player should retain the previous ones in one hand while throwing up another piece and grabbing the next one. Allowing the piece which has been tossed into the air to drop back to the table, or touching or moving the other pieces on the table except for the one being grabbed, forfeits the player's turn.

Popcorn Pickup

Equipment: One pair of chopsticks and two bowls per team. Bowls are placed on tables or chairs 8-10 feet apart. One bowl is filled with lots of POPCORN!

At the signal to go, each player tries to pick up the popcorn in his bowl with chopsticks and carry them to his second bowl on the table/chair. The first team to successfully fill his second bowl wins the game.

Rules: Players must pick up popcorn one at a time. Hands are not allowed to touch the popcorn. If a player drops popcorn, he must pick it up, put it in the original bowl and start again.

End the session with a free for all eating of fresh popcorn from a separate bowl!

Catch The Dragon's Tail

All players stand in a line, their hands on one another's shoulders. The first person in line is the head of the dragon and the last is the tail. The head tries to catch the tail by maneuvering the line around so that he can tag the end player. The line must not break.

All the other players do their best to keep the head from catching the dragon's tail. When the head catches the tail, the end player moves up to become the new head, all other players move backward one position, the player who was in front as the head now becomes the tail.

Chinese Jacks

Crack The Whip

Tsoo! Tsoo!

One player is blindfolded. The remaining are "chickens". The blindfolded player says "Tsoo! Tsoo!" (Come and seek your mother.) The chickens run up and try to touch the blindfolded player without being tagged. The tagged player becomes the blind man.

Come and Seek Your Mother

Forcing The City Gates

Two lines each with an equal number of players, 1-15 feet apart. Each team has a captain. Players in each line hold hand. A player runs out from one side and dashes with all his force against the hands of his opponents. If he breaks through, he rejoins his team. If they hold him off, he joins his opponents. Then a player from the other side attempts to force the gates. This continues until one side has no players left.

Red Rover

Cat and Mouse

Make a circle with all but two players holding hands. One of those players is the cat, who stands outside the circle. The other is the mouse, who stands inside the circle. The circle of players revolves around the mouse. When it stops, the cat darts in at one side and the mouse goes out the other. The cat pursues the mouse, but he must follow exactly the path the mouse has taken, with no short cuts. The two wind in and out of the circle until the mouse is caught. Then two more players are chosen, or the cat may become the mouse and a new cat may be chosen.



Dim Sum Café

....“Touch Of Heart”Snacks

Make this fifteen minute snack time a fun Asian activity. Experiment with simplified versions of popular Chinese recipes. Teach students to use chopsticks.



Dim sum is a Chinese tradition of serving lots of tasty tidbits selected from rolling carts and means “heart’s delight” or “touch the heart”.

DECORATION. Serve snacks in an imaginary Chinese café. Decorate the area using ideas from the curriculum suggestions. Just for fun, place tables low on the floor. Students may sit cross legged on the floor around the tables to eat.

Decorate the center of each table with a simple flower in a colorful vase. If Oriental looking teapots are available, feature them on the tables as well.

Play Oriental music in the background. Traditional Asian music can be found online at www.Amazon.com and www.ebay.com or at any Asian music website. The best kind is strictly instrumental. High pitched Chinese singers sound strange to American ears and may distract students and leaders.

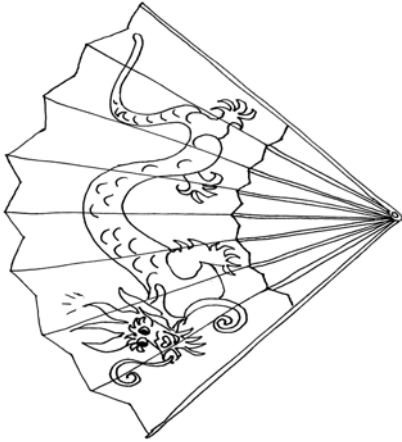
COSTUME. Leaders dress in simple Chinese styles. Follow curriculum suggestions. Be comfortable!

SNACKS: Our Chinese recipes may spark your imagination. Simplify or “Americanize” any snack idea. Some recipes are complicated and time consuming and are included for volunteer expert cooks to try.

Serve an interesting, theme related snack. This is not meant to be a full meal. Names are important so be sure to name each snack and let students practice saying the name of the food they are sampling.

If a special event, full meal is desired, have fun creating an Asian meal using our tips. Consider sponsoring a meal to introduce Hooked On China VBS or as a grand conclusion to an exciting week in the life of your church.

Using Chopsticks



People of varied cultures use different utensils for eating. The Chinese, as well as other Asian cultures, use chopsticks as we use forks. Chop stick etiquette: Do not spear food with chop sticks, never use a single chop stick to eat, do not use two hands when using chop sticks and never rest and chop sticks in or across the bowl.

When holding chop sticks, wedge the bottom stick between thumb and first finger like a pencil. The top stick is the moving stick and is held between first finger and thumb. The ends of each stick are even. To get a better grip, beginners should hold their sticks low like a pencil.

Wooden chop sticks are inexpensive and can be purchased online, in catalogs or in local grocery stores. Consider getting a pair for each student. Replace each day or keep separate for daily use by storing in zip lock bags with the student's name printed on the bag.

Oriental Trading: Wooden Decorated Chopsticks With Paper Wrappers. Assorted designs (2 dozen pairs per unit) 9". ZY-3/565 \$3.95 Unit

This is extremely fun to do and students will surprise you with their earnest attempts at building the skill. Let them try and fail. Encourage their efforts and be patient with dropped food or mild frustration when they are learning. Keep trying!

Fun Stuff To Do~Fun Stuff To Know!



In a country slightly small than the United States, but with nearly five times the number of people, it's no wonder China has a wonderful variety of regional dishes, ingredients and cooking styles. Introduce your kids to this diverse cuisine with an assortment of fun eating experiences.

When you think of Chinese food you think of **rice**, the first grain that was farmed in China. People cooked rice by boiling it in water, the way they do today. Or they made it into rice wine. Another food people associate with China is **tea**. Tea grows wild in China. People began to drink tea in China about 3000 BC. Since wheat was not native to China, it took longer to become a favorite food. Mostly people ate rice especially if they were poor.

When people could afford it, they grew **vegetables** to put on their rice. **Soybeans**, and **cucumbers** are native to China. Chinese love **oranges, lemons, peaches and apricots**. Native flavorings are **ginger** and **anise** (licorice). On special occasions, people put little pieces of meat in their rice. **Pork, chicken, lamb and beef** were used but expensive, so they put tofu (bean curd) in their food as a source of protein.

Because China did not have big forests, it was hard to find cooking fuel. Chinese people learned to cut up their food very small, so it would cook quickly on a very small fire. Soon the Chinese learned how to make wine and even noodles out of anything they had to eat. Their noodles were very long. For most of China's history, people did not bake bread.

Believe it or not, Chinese do not like to eat white food because they consider it unlucky and because it means death.

New Tastes: Some common flavors in Chinese cuisine may be unfamiliar to you or your children. Set out a tray of small amounts of traditional Chinese ingredients to sample. If tasting looks too daunting, smelling can also broaden culinary horizons. **Try:** Soy sauce, fresh ginger, scallions, tofu, steamed rice, green tea, five spice powder, toasted sesame oil.

Special Tools: Chinese cooking requires only a few specialized utensils for both preparation and consumption. Stage a show n' tell with chopsticks, wok, cleaver and bamboo steamers and then use them in some of the recipes!

Facts About Chinese Food: The English translation for **dim sum**, the southern Chinese tradition of serving lots of tasty tidbits that diners select from rolling carts is “heart’s delight” or “touch the heart”.

Chinese meals always include both the blander staples “fan” (*starchy stuff like rice, noodles or pancakes*) and the carefully-seasoned “ts ai” (*veggie and meat dishes made up of lots of ingredients that are almost always chopped into bit size pieces before cooking or serving*).

The fortune cookie you get at the end of every meal in Chinese restaurants in the US was most likely invented in San Francisco in 1916. Sorry, this one isn’t from China but they are fun so serve them anyway!

Bible Verse Fortune Cookies from Oriental Trading: Each with a Bible message inside! Individually wrapped. (50 cookies per unit.) ZY-K365 \$6.95 Unit (1 lb.)

The Chinese version of a “balanced diet” is based on the principles of the broader philosophy of Yin and Yang. In cooking and eating that means the flavors, textures and methods of preparations are all in careful harmony.

Egg Drop Soup

A classic Chinese soup mild enough for younger palates. Egg drop soup has the added bonus of students getting to watch or help pour the egg into the hot broth and see the feathery swirls of cooked egg appear.

1 egg
2 ½ Cups Chicken Broth
1 T. Corn starch mixed with 1 T. Water
1 t. finely chopped tops of green onions
pinch of pepper
dash of sesame oil.

Beat egg slightly and set aside. Bring chicken broth to a boil over high heat. Add corn starch to mixture to thicken until it come to a boil again. Reduce heat to medium. Hold beaten egg 12-15" above pan pour into soup while pouring in one direction. Sprinkle soup with green onion and pepper. Simple, different and fun to see.

Snow Peas and Baby Corn

Try pairing these two classic Chinese vegetables that make a crunchy, sweet and tasty combo. Smaller chefs can help prep the veggies and add a final dash of soy sauce.

Fried Rice

A perfect way to use up leftovers or invent your own favorite combination. Fried rice can be a delicious way to sneak in veggies. Can be prepared ahead of time and warmed up.

3 C. Cooked leftover cold rice
1 C. Cooked chicken, pork or beef cut up in bite size pieces
1 egg
2 T. Soy sauce
1 T. Teriyaki sauce

1 t. garlic powder
1 green onion chopped
½ cup frozen peas and carrots mix
2 T. Vegetable oil
Black pepper to taste

Add oil in wok or frying pan over medium heat. Add cold rice after oil is hot, continually stirring for about 3 minutes. Add frozen vegetables, sauces and garlic powder. Stir until veggies are tender. Add cooked meat and warm through. Scramble egg and push rice to one side to cook egg in the empty space. Mix together. Pepper to taste.

Egg Rolls

Egg rolls make a great snack, appetizer or addition to a meal. When serving Egg Rolls, purchase frozen egg rolls instead of trying to make them from scratch. Depending on the size, cut them in half or thirds after heating. Provide a variety of dipping sauces: soy sauce, sugar or honey, toasted sesame oil and...a popular kid friendly sauce—apricot preserves heated in the microwave.

Doughnut Holes

Purchase simple doughnut holes from the bakery. Covered in granulated sugar, this treat replicates a favorite Chinese dessert.

Lottie Moon Cakes

Lottie Moon's Plain Tea Cake Recipe

As a way to earn the trust of the Chinese people and show her good will, Baptist Missionary Lottie Moon made tea cakes for the children in her village. Once the children ate the cookies, they would take Lottie to their homes where she would share the gospel with their mothers. The children began calling Lottie "The Cookie Lady" instead of "foreign devil".

Here's Lottie's 1800's version of her recipe:

Three teacups of sugar
One teacup of butter
One teacup of sour milk
Four pints flour
Three eggs, well beaten
Half a teaspoon of soda
Flavor to taste, roll thin, bake in a quick oven.

Here's the modern version for your cookie bakers:

2 Cups flour
½ cup butter
1 heaping cup of sugar
1 well beaten egg
1 tablespoon cream

Cream the butter and sugar. Add the egg and mix well. Add the flour and cream. Dust a board with flour. Roll the dough very thin. Cut cookies with a round cookie cutter. Place on a buttered or nonstick cookie sheet. Bake at 475 degrees for about 5 minutes.

If preferred, bake your personal favorite sugar cookie and call them Moon Cakes!

Real Moon Cakes from China are much different and difficult to make. These palm

sized round cakes symbolize family unity and perfection. Some mooncakes have a golden yellow egg yoke in the center which looks like a bright moon. They are made of a sweet bean past filling with golden brown flaky skin. The top of the mooncake is embossed with the insignia of the baker molded into the golden brown skin. It takes 2-4 weeks to prepare the bean paste. There are modern, healthy versions and most Chinese families buy them from bakeries to save time and effort.

Visit the Chinese Food section of your local grocery store. There are many quick versions of foods that will save time and effort. Choose your favorites!

Chow Mein
Chinese Noodles
Egg Rolls–Dumplings
Mandarin Oranges–Pineapple
Water Chestnuts (whole or sliced)– Bamboo Shoots
Chinese version of potato chips
Stir Fry Vegetables–Sweet Potatoes
Almond Cookies

Wonton–“Small Clouds”

Wonton dough is made from flour and water shaped into thin 2" squares. The dough can be folded before cooking and is filled with various ingredients (meat, cheese, vegetables). Wontons can be cooked by steaming, boiling or frying in hot oil. Purchase dough squares in frozen section of grocery store.

Place a teaspoon of cream cheese in the middle of flat dough. Lightly touch fingertips to water and moisten edges. Fold dough over filling to form rectangle and press edges to seal. “Burp” dough by gently pushing out excess air. Pull edges down and together. This forms the “bonnet”. Wonton bonnets are deep fried until crispy and golden in peanut oil heated to 350 degrees in the traditional Chinese cooking pan, the wok. Served as an appetizer, wontons are eaten plain or dipped in a sweet and sour sauce. When filled with cream cheese, sprinkle with powdered sugar and serve as dessert.

Custard Tarts

Make individual pie crust tarts and fill with vanilla or chocolate pudding.

Fruit Buffet

Offer a variety of fruits each day. Oranges, apricots, pineapple top the list of favorites.

Yum Cha

Drink Tea

Tea is so popular in China that students should at least be able to taste green tea made for them and iced before serving, with or without sugar. This is a healthful drink and will not harm young children. Offer other juice beverages more in tune with American children tastes.

Chinese New Year–Salvation Station

GUNG HAY FAT CHOY!

...Declaring The Year Of The Savior!



PLEASE PURCHASE

Celebrate Chinese New Year each day during **Hooked On China**. Fifteen minutes each day students learn about this holiday and to learn about Jesus, their Savior. It is a *Salvation Station* where the gospel is proclaimed in clear terms so the youngest student can understand how to become a Christian.

It's time to Declare the Year of the Savior!

DECORATION. Prior to New Year's Day, Chinese families decorate their living rooms with vases of pretty blossoms, platters of oranges and a candy tray with eight varieties of sweet fruit. On walls and doors they print poetry and happy wishes written on red paper. Use red paper to print Bible verses.

Red: The color red is very important. Use it liberally in all your decoration. Red paper, red tissue, red fabric all work well in this area. Dress in red as much as possible. Hang red crepe paper and red balloons.

Flowers. Every traditional Chinese household should have living blooming plants to symbolize rebirth and new growth. Highly prized flowers are pussy willows, azalea, peony and narcissus. Chinese firmly believe that without flowers, there would be no formation of any fruits. Therefore, it is of the utmost importance to have flowers and floral decorations.

Oranges and tangerines. Etiquette dictates that you must bring a bag of oranges and tangerines when visiting family or friends anytime during the two week long Chinese New Year celebration. They are symbols for abundant happiness.

Candy Tray. The candy tray arranged in a circle or octagon is called "The Tray of Togetherness" and has a dazzling array of candy to start the New Year sweetly. After taking several pieces of candy from the tray, adults place a red envelope (lai see) on the center compartment of the tray.

Red Envelope (lai see) and Coin. This is the traditional gift. Children love receiving their red envelope and coin as a gift.

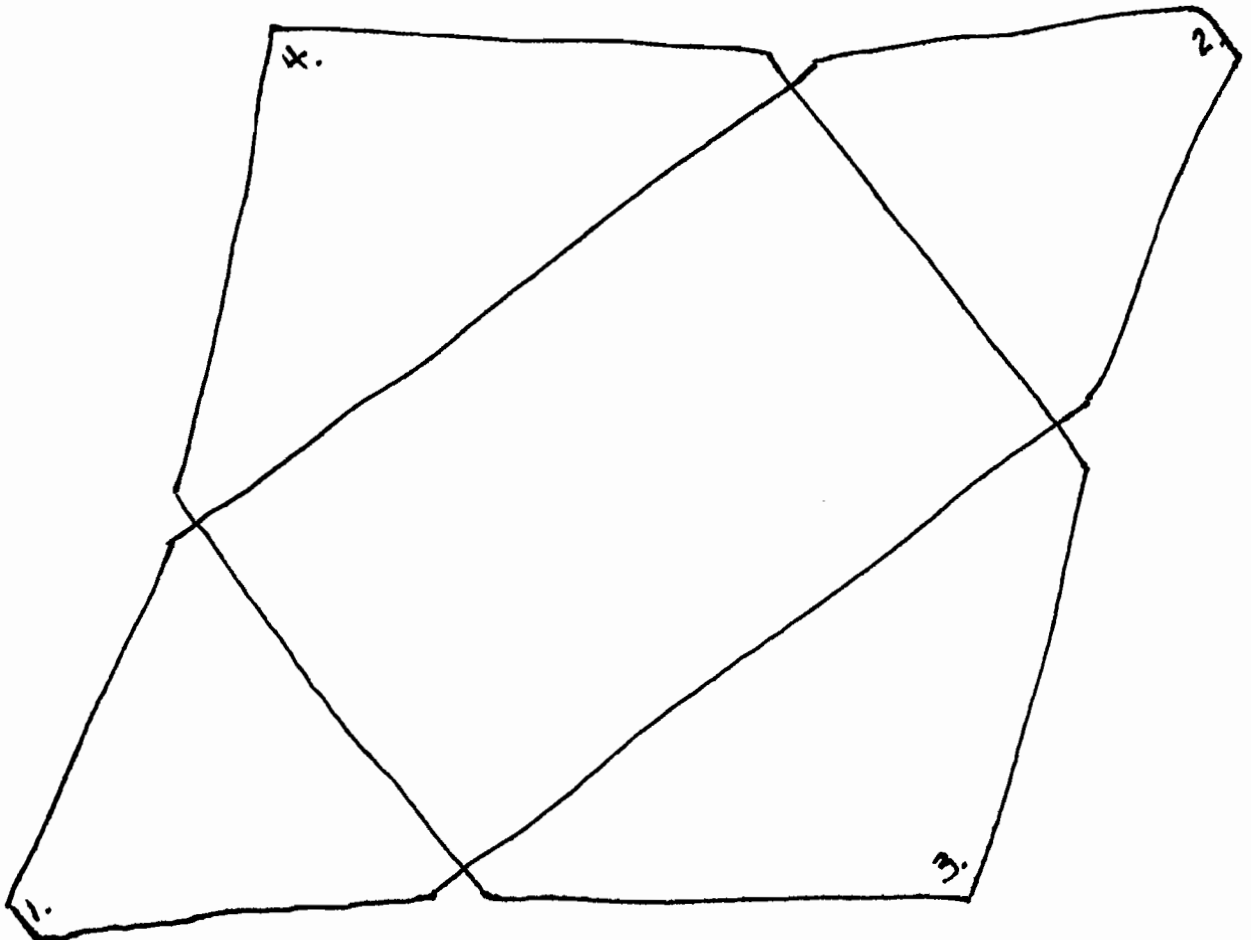
It's A Party! This is a week long celebration to Declare the Year of the Savior. Fill the room with colorful paper lanterns, paper umbrellas, tissue dragons and colorful fans. Red envelopes and Chinese "take out" boxes are available too. See Oriental Trading Catalog and their website at: www.orientaltrading.com for a wide array of wonderful Chinese decorations at excellent prices.

Oriental Posters. The internet offers a wide selection of beautiful Asian prints. Shop at: www.art.com or www.artposters.com to find 3-5 large posters to fill the walls of the area.

RED ENVELOPE

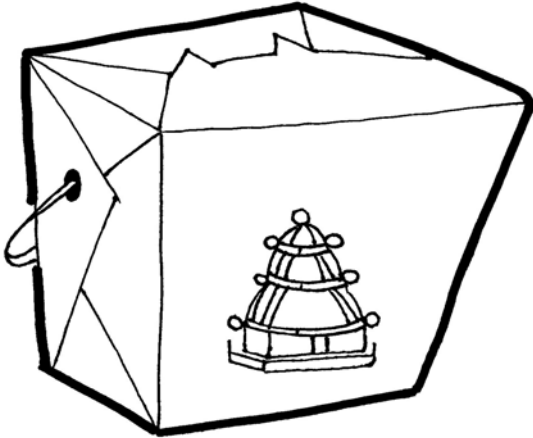
Copy red envelope template onto red paper. Cut it out. Follow directions to form a tiny red envelope. Add a coin and this makes a great Chinese New Year's gift or craft project!

1. Fold 1 across to meet 2.
2. Fold 2 across to meet 1. Tape or glue
3. Fold 3 up to meet sections 1 & 2. Tape or glue.
4. Fold 4 down last and tuck inside envelope. It is the flap.



Salvation Bracelets

...Declaring The Year Of The Savior Project



Students visit the **Chinese New Year...Declaring The Year Of The Savior** area fifteen minutes each day in small groups. Use traditional Salvation colors to reinforce each day's salvation lesson. Each day features a specific color. On that day, students make a simple elastic pony bead bracelet to remind them of how to become a Christian. Students string their bracelet and tie the elastic in a knot. To ensure a stronger bracelet, double the elastic by folding length in half.

Teaching Objective: All students will understand the steps to become a Christian and can explain each step using their color key Salvation Bracelets. Present salvation in such a way that children feel comfortable and are given opportunity to pray. Do not force decisions but make the decision available.

Salvation Bracelet supplies suggested are from S&S arts and crafts and may be purchased from their catalog or at their website: www.ssw.com If other types of beads are desired, feel free to change the project to meet your local church needs.

Prices may change.

PONY BEADS 6 mm x 9 mm 700 count in a ½ lb. Bag \$2.99

ROYAL BLUE RMG-BE935

BLACK RMG-BE958

RED RMG-BE936

WHITE RMG-BE959

GREEN RMG-BE939

YELLOW RMG-BE941

FASHION PONY BEADS 6 mm x 9 mm 700 count in a ½ lb. Bag \$2.99

SPARKLE RMG-BE887

(Use one bead in each bracelet to represent the Holy Spirit)

HEAVY WHITE ELASTIC CORD 144 YARD SPOOL \$9.99 EACH

RMG-BE404X

CHOOSE: Chinese Take Out Box or Zip Lock Plastic Bag to keep project supplies safe. Student name is on box or bag. Chinese New Year Cardboard boxes with Rope Handle. Assorted colors. 2 3/4" x 2 3/8" x 2 1/2". ZY-3/791 \$2.95 Dozen (Oriental Trading Company)

Monday
Happy Chinese New Year
...Declaring The Year of the Savior

GOD LOVES YOU AND OFFERS PEACE!



Welcome! Gung Hay Fat Choy–May You Be Prosperous! This week we are Declaring the Year of the Savior. The Chinese calendar has a 12 year cycle with each of the twelve years named after an animal. People born in each of these years are said to have certain qualities.

The animals are: Rat, Ox, Tiger, Rabbit, Dragon, Snake, Horse, Goat, Monkey, Rooster, Dog and Pig.

Let's add a year to the Chinese cycle and call it **The Year of the Savior!** Are you ready to celebrate a New Year with a new Savior?

Chinese New Year! The oldest and most important festival in China is called the Spring Festival. Many people call it Chinese New Year. It is a time of celebration for millions of Chinese people all over the world. The Spring Festival celebrates the beginning of plowing and planting and new life. The party begins sometime near the end of January or beginning of February.

Get ready! To prepare for the New Year, Chinese clean their houses, repay money they owe, get their hair cut and buy new clothes. They decorate their houses with signs that wish peace and luck for the coming year. On New Year's Eve the Chinese light up their houses and gather together for a family dinner. Special foods are served. Most people stay up late and set off fireworks late at night. Another fun tradition is the handing out of red packets which are decorated paper envelopes containing money.

Let's learn Chinese! It's fun to learn a new language. It is hard to read Chinese since everything is written in flowing characters instead of an alphabet. Let's translate a few sentences to say when we greet friends.

Gung Hay Fat Choy!

May you become prosperous.

Sun nien fai lok.

Happy New Year!

Chu Ru Ping An.

May you be blessed with peace and safety wherever you are.

PEACE BRACELET!

While we talk about God's peace and many other topics about Jesus the Savior this week, enjoy making a bracelet every day. By the end of the week, you will take home five bracelets to wear. The bracelets explain God's Salvation through Jesus Christ.

MONDAY SUPPLIES FOR EACH STUDENT: One Chinese Take Out Box or Zip Lock Bag, **Royal Blue** Pony Beads, Heavy white elastic. Bracelet size depends on child. Measure elastic accordingly.

Instructions: To make today's blue peace bracelet, measure the elastic to fit your wrist. Fill the elastic with blue beads to remind you about God's Peace. Tie a tight knot to close the bracelet. Keep your bracelet safe until the end of the week, in your box/bag. Then you will have five brand new bracelets to wear together. We'll see if you can remember what each bracelet means!

GOD'S PEACE!

Chu Ru Pin An. "May you be blessed with peace and safety wherever you are."

People love peace. They do just about anything to feel peaceful. What do you do that brings peace in your life? (Lie on the grass and look at the sky, hug mom, cuddle up with my dog/cat, call grandpa, pray....)

God loves you and He knows how important peace is. He wants you to have peace and lifeabundant and everlasting. In fact God's Word, the Bible says,

"We have peace with God through our Lord Jesus Christ." Romans 5:1

Jesus said, "I have come that they may have life like they've never had it before." John 10:10

"For God so loved the world that He gave his one and only Son, that whoever believes in him shall not perish but have eternal life." John 3:16

Why did our Savior come to earth? Listen to Luke telling about shepherds and angels outside a little village called Bethlehem. "There were sheep herders camping in the neighborhood. They had set night watches over their sheep. Suddenly, God's angel stood among them and God's glory blazed around them. They were terrified! The angel said, 'Don't be afraid. I'm here to announce a great and joyful event that is meant for everybody, worldwide: A **Savior** has just been born in David's town, a **Savior** who is Messiah and Master. This is what you're to look for: a baby wrapped in a blanket and lying in a manger.' At once the angel was joined by a huge angelic choir singing God's praises: 'Glory to God in the heavenly heights, **Peace** to all men and women on earth who please him.' (From Luke 2, THE MESSAGE)

From the very first night, God was declaring the year of the Savior. Why? So people all over the world would have peace! If that's true, then why don't most people have this peace and abundant life that God planned for us to have? You will have to come back tomorrow to find out! And, to make another bracelet in another color!

OPTIONAL ACTIVITIES: If time permits, serve a small snack like popcorn. Teach a scripture verse by printing one word on separate RED papers. Mix up the words and see how fast the group can put them in the right order. Display the verse vertically like many Chinese sign messages are printed. Non readers can make up a melody to sing the verse as they learn the words.

**WE
HAVE
PEACE
WITH
GOD
THROUGH
OUR
LORD
JESUS
CHRIST.
ROMANS 5:1**

Tuesday
Happy Chinese New Year
...Declaring The Year Of The Savior

SIN SADDENS SAVIOR

CHINESE SUPPLIES: Fresh flowers/plants, oranges, tangerines.



Welcome! Sun nien fai lok! Happy New Year! Here we are again, declaring the Year of the Savior and celebrating the Chinese New Year. Before New Year's Day, Chinese families decorate their homes with vases of beautiful flowers and live plants. They display and eat platters of oranges and tangerines.

Flowers! Fresh flowers in a traditional Chinese home symbolize rebirth and new growth. That reminds us of Easter when Christians enjoy fresh flowers and eggs to remind us of the day Jesus rose from the grave as our Savior. For the Chinese, flowers also represent wealth and high positions in one's career. They want to be reminded on New Year's Day to work hard for success in the New Year.

Some flowers Chinese enjoy are plum blossoms arranged with bamboo and pine sprigs. Those flowers remind them of dependability, persistence and friendship (bamboo) and long life (pine). Other flowers are the pussy willow, azalea, peony and water lily. They say, "If you want to be happy in your home, have flowers!" The Chinese firmly believe that without flowers there would be no fruit so it is important to have flowers.

Fruit! Politeness demands that you bring a bag of oranges and tangerines when visiting family or friends during the two week Chinese New Year celebration. Tangerines are like valentines: "I love you and I want to know you for a long time." For newlyweds, the fruit wishes them many years of family and many children. Oranges and tangerines are symbols for abundant happiness!

SIN BRACELET!

A Sin Bracelet doesn't sound like a fun project! Why should we bother to make a sin bracelet? Shouldn't we just forget about sin altogether? Let's discover why this black beaded bracelet is important to our Christian Salvation story.

TUESDAY SUPPLIES FOR EACH STUDENT: Give each student their box/bag with Monday's completed bracelet. **Black** pony beads, Heavy white elastic. Bracelet size depends on child. Measure elastic accordingly.

Instructions: To make today's BLACK sin bracelet, measure the elastic to fit your wrist. Fill the elastic with black beads to remind you that sin saddens Jesus, our Savior. Tie a tight knot to close the stretchy bracelet. Keep your bracelets safe until the end of the week, in your box/bag. Then you will have five brand new bracelets to wear together. We'll see if you can remember what each bracelet means! Do you remember what the blue bracelet means? (Say yesterday's verse and review.)

SIN SADDENS SAVIOR

Another word for "Savior" is "Deliverer". Jesus is our Savior and Deliverer. What does Jesus save and deliver us from? God's Word answers yesterday's mysterious question, "If God wants us to have peace and joy, why don't most people feel peaceful and joyful?" The answer is: SIN!

God created us to have a wonderful life. He didn't want people to be robots forced to say in monotone, "O-God-I-Love-You-So-Much". God gave us freedom of choice. Sadly, we humans chose to disobey God and go our own willful way. We keep making the same choice today.

Result? Sin is like God is standing on one side of your school playground shouting, "Come over and play with Me!" and we are on the other side of the playground shouting, "I'd like to come but I read that God is not real." "I'd like to play but I sure enjoy being a bully on this side." "I'd like to know You, Lord, but really, how can You expect me to give up the stuff I love to do?"

There is no way we can be good enough, religious enough, smart enough or wise enough to reach God's side of the playground. We need help to get out of the terrible fix we are in.

The Bible says, "For all have sinned and fall short of the glory of God." Romans 3:23

"For the wages (reward) of sin is death

but the gift of God is eternal life in Christ Jesus our Lord." Romans 6:23

"There is a way that seems right to a man, but in the end it leads to death."

Proverbs 14:12

"...Your sins have separated you from God;

your sins have hidden his face from you, so that he will not hear." Isaiah 59:2

Our Savior became the stepping stones to God's side of the playground. When we trust Jesus as our Savior, we are playing on God's side! Now that is exciting news!

Luke 18:9-14 (from THE MESSAGE): One day Jesus told a story to a crowd who were pleased with themselves and their good lives. They looked down their noses at common people. They did not want to hear about SIN. Jesus talked about two men who went to the temple to pray. One was an important temple leader and the other was a greedy tax man.

The important leader stood proudly and prayed loudly so everyone could hear: "O God, thank you that I am not like other men who are robbers, crooks or, heaven forbid, like this tax man! I want you (and everyone listening to me) to know I give up eating twice a week and I give a lot of money to you, too."

The tax collector stood by himself in a dark corner. He wouldn't even lift his eyes toward heaven when he prayed. Bowing his head, he beat on his chest and said, "God, give mercy. Forgive me, a sinner".

Jesus told the crowd, "This tax man and not the proud temple leader, went home made right with God. If you walk around with your nose in the air, you're going to end up flat on your face, but if you are content to be simply yourself, you will be pleasing to God."

OPTIONAL ACTIVITY: Enjoy eating more fruit. Teach a verse by printing one word on separate RED papers. Mix up the words and the group puts them in the right order. Display the verse vertically like many Chinese character messages are printed.

For All Have Sinned

**And
Fall
Short
Of
The
Glory
Of
God.**

Romans 3:23

Wednesday
Happy Chinese New Year
...Declaring The Year Of The Savior!

OUR SAVIOR'S SACRIFICE

CHINESE SUPPLIES: Candy tray arranged in a circle or octagon featuring eight different kinds of candies or dried, sweet fruit.



WELCOME! Ju, Yeshu aiwo! (Yes, Jesus Loves Me.) What a wonderful sentence to learn in the Chinese language. I wonder how many Chinese boys and girls can say "Ju, Yeshu aiwo" and know it's true for them too. Let's say it together so the whole world can hear us!

Candy Tray: Today's Chinese New Year treat may be the most popular part of this grand holiday celebration for children and for adults. Look at this wonderful candy tray. In China the candy tray is arranged in either a circle or octagon and is called "The Tray of Togetherness". Our tray has a dazzling array of candy to start the New Year sweetly. Each candy represent some kind of good fortune for the New Year. After taking several pieces of candy, they leave a small gift on the center of the tray.

The kind of candy Chinese children enjoy is much different from our candy.

- Candied melon (growth and good health)**
- Red melon seed (joy, happiness, sincerity)**
- Lychee nut (strong family relationships)**
- Cumquat (prosperity)**
- Coconut (togetherness)**
- Peanuts (long life)**
- Longnan (many good sons)**
- Lotus seed (many children)**

Choose a piece of candy to enjoy while we talk and work on our bracelets.

CROSS BRACELET!

Our Cross Bracelet is **RED**. Red is a popular color in China and it is a meaningful color for Christians. Red reminds us of the Cross of Calvary where Jesus died for our sins. We're going to think about what the Cross cost Jesus for you and me.

WEDNESDAY SUPPLIES FOR EACH STUDENT: Give each student their box/bag with Monday and Tuesday's completed bracelets. Red pony beads, heavy white elastic. Bracelet size depends on child. Measure elastic accordingly.

Instructions: To make today's RED Cross Bracelet, measure the elastic to fit your wrist. Fill the elastic with red beads to remind you of Jesus' blood, offered for your sin. Tie a tight knot to close the stretchy bracelet. Keep your bracelets safe until the end of the week, in your box/bag. Then you will have five brand new bracelets to wear together. We'll see if you can remember what each bracelet means! Do you remember what the blue and black bracelets mean? (Say yesterday's verse and review quickly.)

OUR SAVIOR'S SACRIFICE

God cannot stand sin! When people chose to keep sinning, God made a plan to rescue us so we can go to heaven, fit to live with Him. God's plan cost a lot. He sent His Son to die and pay the price for our sin. Jesus became our stepping stone to God.

The Bible says...

"For Christ died for sins once for all...to bring you to God." 1 Peter 3:18

"God shows his love for us like this: While we were still sinners, Christ died for us."
Romans 5:8

Matthew 27 (from THE MESSAGE): The darkest day in all the world is the day Jesus died on a cross. It isn't a pretty story but it is true and even the youngest child can understand it. After a long night of unfair judgments, Jesus was walked to Golgotha, outside Jerusalem, a hill called Skull Hill. Soldiers offered Jesus a painkiller (vinegar and sour wine) but He wouldn't take it.

They nailed his hands and feet to the wooden cross and sat down to wait for him to die like a bad criminal. Jesus did not do anything to deserve this awful thing. They made fun of Jesus and crowds gathered to watch. Friends and family cried but they stayed with Him. There were two bad men who died with Jesus that day, robbers who deserved it. One man believed Jesus was his

Savior and the other one did not. Jesus promised the believer he would be in heaven that very day!

From noon to 3:00 PM, the entire earth went dark. God was grieving. Then Jesus died. The secret curtain in the temple was torn in two from the top to the bottom. There was an earthquake and rocks were split in pieces. Graves opened and bodies of believers came back to life. The captain of the guard and those around him saw the earthquake and all the other strange events and said, "This has to be the Son of God!"

For the next three days life seemed to return to normal. Guards were posted at Jesus' tomb, people went back to work and all the followers of Jesus hid away. They were afraid they were going to be the next people to die.

God has provided the only way to eternal life, the sacrifice of a Savior. Each person (even you) must make a choice. Do we stay on one side of the playground in our sin or do we cross over the stepping stones of the Cross and join God's side?

OPTIONAL ACTIVITY: If time remains, allow students to choose another piece of candy to place in their box/bag. Teach a verse by printing one word on separate RED papers. Mix up the words and the group puts them in the right order. Say the verse aloud several times.

**Christ
Died
For Sins
Once
For
All
To
Bring
You
To God.
I Peter 3:18**

Thursday
Happy Chinese New Year
...Declaring The Year Of The Savior

THE SAVIOR SAVES

CHINESE SUPPLIES: Small red envelopes, one coin in each envelope.



WELCOME! Sun nien fai lok. Ju, Yesu aiwo! (Happy New Year. Yes, Jesus Loves Me.) We sound very much like people in China. It has taken us a few days to learn just a little bit of Chinese. Can you imagine how long it takes missionaries to learn enough Chinese to teach others about Jesus? Missionaries study for years. Others translate God's Word so they can read the good news of God's love in Jesus for themselves.

Red Lucky Envelope (lai see): Remember yesterday's delicious candy tray? When adults take candy from the tray, they leave a little gift on the tray for the children. They leave a **LAI SEE** on the center compartment of the tray.

Chinese children love receiving their red envelopes and eagerly count their coins. It is a fun tradition and everyone enjoys giving this small token to their children. It reminds me a lot of our Christmas stocking tradition.

SOURCES: Small Red Envelopes are available on many web sites. Oriental Trading Company also offers them at good prices. www.orientaltrading.com is a good place to order.

Mini Paper Lucky Money Bags. Each bag bears the Chinese symbol in gold foil "congratulations". 2 dozen per unit. 3 1/2" x 7 1/4". ZY-3/416 \$3.95 Unit.

Choose real money if desired or choose plastic coins from Oriental Trading that show a scripture verse.

Plastic Bible Verse Goldtone Coins. Carry in pockets to remind yourself of God's Love. Assorted. ZY-39/1100 \$3.95 Gross

SALVATION BRACELET!

Our Salvation Bracelet is **WHITE**. White reminds us that when our sin is forgiven because of Jesus' death on the Cross, we become as white as clean snow. This is a happy bracelet and reminds us that Jesus did not stay dead. He promised He would rise from the dead and that is exactly what He did!

THURSDAY SUPPLIES: Give each student their box/bag with their 3 completed bracelets of blue, black and red. White pony beads, heavy white elastic. Bracelet size depends on child. Measure elastic accordingly.

Instructions: To make today's WHITE Salvation Bracelet, measure the elastic to fit your wrist. Fill the elastic with white beads to remind you of the wonderful promise of Salvation by a Savior who keeps his promises. Tie a tight knot to close the stretchy bracelet. Keep your bracelets and your red envelopes and coins safe until the end of the week in your box/bag. Then you will have five brand new bracelets to wear together. Let's see if you remember what each bracelet means. (Review.)

THE SAVIOR SAVES!

Jesus died and He rose to become our personal Savior. And, He only asks that we receive Him in our hearts and lives and believe all He has done for us. How? It is as simple as saying, "Forgive me of my sin and come into my life."

The Bible says...

"If you confess with your mouth, 'Jesus is Lord', and believe in your heart that God raised him from the dead, you will be saved." Romans 10:9

Luke 15 (The MESSAGE): Jesus told 3 short stories one day about salvation. He wanted people to understand how important it is to be found...to be saved!

THE LOST SHEEP: Jesus asked, "If you have 100 sheep and one wanders away, won't you leave the 99 safe sheep and go searching for the one lost sheep? Won't you search until you find that little lamb? As soon as you find it, I know you'll rejoice and when you get home you'll call your friends and say, 'Look, I found my lost sheep!'" Jesus looked the crowd in the eye and said, "Count on it--there's more joy in heaven over one sinner's rescued life than over 99 good people in no need of rescue."

THE LOST COIN: Jesus continued, "Or imagine a woman who has ten coins and loses one. Won't she search everywhere until she finds it? When she finds that coin you can be sure she'll call her friends and neighbors. "Celebrate with me! I found my lost coin!" Count on it--that's the kind of party God's angels throw every time one lost soul turns to God."

THE LOST SON: Jesus said, "A man had 2 sons. The younger son decided he did not like life on the farm and took his share of his father's money and headed for the big city where he wasted everything he had on bad living. When it was gone, he ate pig slop. It was time to go home and beg dad to give him a job. When he got there, his loving father greeted him with hugs and gifts. He had a huge feast for him. The father said to the jealous older brother, 'This is a wonderful time and we had to celebrate. This brother of yours was dead and he's alive! He was lost and he's found!'"

Jesus was saying that when anyone decides to trust in him as their Savior there is much to celebrate. Receive Jesus and live!


Will you receive Jesus Christ right now? Here's how!

1. Admit your need. "I am a sinner".
2. Be willing to turn from your sins. "I'm sorry".
3. Believe Jesus died and rose from the grave. "I believe in Jesus".
4. Pray and invite Jesus to come in and control your life. "Come in".

Dear Lord Jesus,

I know that I am a sinner and need Your forgiveness. I believe You died for my sins. I want to turn from my sins. I now invite You to come into my heart and life. I want to trust and follow You as Lord and Savior.

In Jesus' Name, Amen.



DATE

SIGNATURE

Make copies of this prayer, cut them out on colorful paper and allow each child who prays the prayer to date and sign their name. Tell them to keep the paper in their sock drawer so they never lose it and always remember the day they became a Christian!

Friday
Happy Chinese New Year
...Declaring The Year Of The Savior

CELEBRATE THE SAVIOR

CHINESE SUPPLIES: Mini Chinese Drum Noise Makers (Optional but fun!)
Oriental Trading Company: Raise the roof with these festive noisemakers!
Assorted colors and beads. 4". ZY-32/409 \$2.95 Dozen



WELCOME! Sun nien fai lok. Ju, Yesu aiwo!
Gung Hay Fat Choy! (Happy New Year!
Jesus Loves You! May you be prosperous!)
Will you be able to say these Chinese
greetings to friends and family today? Let's
practice until we can say each one easily.
It's time to Celebrate The Year of the Savior!
Let's have a great party and finish the story
of salvation through Jesus Christ!

Make Some Noise! Can you imagine dressing up, going to the party and entering the room only to find everyone yawning and sitting in silence? No fun! A celebration should be accompanied by some noise! Let's make some noise!

Option: Provide a variety of noisemakers if you have not chosen to purchase Chinese Drum Noise Makers. Anything from pans and spoons to musical instruments will work well.

HEAVEN BRACELET!

Our Heaven Bracelet is **GREEN and YELLOW**. Green reminds us that as we follow Jesus our Savior we should keep growing by learning all we can about being a Christian. Our hope is eternal life in heaven and it is guaranteed destination for every single believer, no matter what their age. Now that's worth a celebration.

Holy Spirit Bead: We are going to add one very special bead to our Heaven Bracelet. It looks different from all the other beads and it reminds us of God's Holy Spirit. When Jesus went back to heaven, he promised He would send a Comforter to help us serve Him. When we ask Jesus to be our Savior, the Holy Spirit comes into our spirit and helps us.

FRIDAY SUPPLIES FOR EACH STUDENT: Give each student their box/bag with their 4 completed bracelets of blue, black, red and white. Green and Yellow and 1 different styled bead complete the project. Measure heavy white elastic according to size of child's wrist.

Instructions: To make today's Green and Yellow Heaven Bracelet, measure the elastic to fit your wrist. Fill the elastic with alternating colors and add the special Holy Spirit bead wherever you desire. Tie a tight knot to close the stretchy bracelet. Today you can wear your 5 bracelets home! Wear them with pride knowing they represent the best gift of our Savior. Let's see if you remember what each bracelet means. (Review.)

CELEBRATE THE SAVIOR!

What kind of party is most fun to attend? (Let group respond with fun things to do at parties: games, food, music, laughter, talk, jokes) There is going to be a huge party in heaven someday. Everyone who has accepted Jesus as their Savior will be there. The Bible says there will be wonderful food, good friends and best of all, Jesus!

Until we get to heaven, the party can begin today! Don't stop growing and celebrating! This is just the beginning of a wonderful new life in Jesus.

1. Read your Bible everyday to get to know Jesus better.
2. Talk to God in prayer every day.
3. Tell others about Jesus.
4. Go to church to worship and serve the Lord.
5. Be concerned about others.

OPTIONAL ACTIVITY: Serve more tiny party snacks. Learn one more verse.

**Everyone
Who
Calls On
The Name
Of The
Lord
Will
Be
Saved.**

Romans 10:13

Bible Workshop

Tips For Teachers



Each Hooked On China Bible Workshop represents a traditional spot somewhere in China where students enjoy Declaring The Year Of The Savior. Groups explore life in China, memorize a scripture verse, hear a Bible story highlighting Chinese Virtues and the Savior and complete a craft project.

Bible Workshop leaders accompany their group and serve as extra help in all daily activities. Decorations, costumes and relationship bring this appealing theme to life. Lead your students on an amazing journey to China where lives are changed forever.

BIBLE WORKSHOP #1: CHINESE JUNK...SLOW BOAT TO CHINA

Honor The Savior

Memory Verse: *"And we have beheld...that the Father has sent the Son to be the Savior of the world."*

1 John 4:14

Bible Story: Mary Honors the Savior With Perfume Matthew 26:6-13

Craft

BIBLE WORKSHOP #2: INN OF BUTTERFLY HAPPINESS (AH FU!)

Love The Savior

Memory Verse: *"Therefore if any man is in Christ, he is a new creature; the old things passed away; behold, new things have come."*

2 Corinthians 5:17

Bible Story: Peter Takes A Quiz John 21:15-19

Craft

BIBLE WORKSHOP #3: ORIENTAL LANTERN GARDEN

Believe The Savior

Memory Verse: *"The Lord is my Light and my Salvation."*

Psalms 27:1

Bible Story: Blind Man Believes The Savior! John 9

Craft

BIBLE WORKSHOP #4: IMPERIAL PALACE OF PEACE AND PRAYER

Peace, Prayer And The Savior

Memory Verse: *"We have peace with God through our Lord Jesus Christ."*

Romans 5:1

Bible Story: Prayer And The Savior Luke 11:1-10

Craft

BIBLE WORKSHOP #5: QUIET HOUSE CHURCH

Be True To The Savior

Memory Verse: *"...be strong and courageous
...for the Lord your God is with you wherever you go."*

Joshua 1:9

Bible Story: Courageous Joseph Cares For The Savior Mark 15:42-47

Craft

DECORATE: Follow our decorating suggestions or design your own colorful Oriental theme. Borrow items from church members, family and friends. Make decorations from construction paper, posterboard and cardboard. Create dramatic lighting with white twinkle lights, floor spots and darkness. Use the internet to find lovely, inexpensive accessories.

COSTUME AND CHARACTER: Follow curriculum suggestions. Borrow, rent or make simple costumes.

MEMORY VERSE ACTIVITY: Teach a scripture verse. If you prefer another teaching activity, use it. Shorten the verse to match the age group.

BIBLE WORKSHOP STORY: The Bible themes teach students to honor, love, believe, enjoy peace and be true to Jesus, their Savior and Lord. They must be seated and quiet. Ask questions to encourage active involvement. Simplify material for younger students. Old students may participate in discussion.

TIME MANAGEMENT: Small groups complete their workshop activities in one session. If suggested activities cannot be completed within the forty five minutes allotted, choose the most important details and leave the rest.

Bible Workshop Craft Suggestions

Each **Hooked On China** Bible Workshop includes craft activity time. Choose crafts from the following list. CLOSE ENCOUNTERS MINISTRIES is pleased to offer suggestions from two excellent craft companies. We include catalog information and website addresses.

Homemade projects are fun and inexpensive. Your own crafty folks may create five separate projects and gather materials. If any other appropriate Oriental theme project appeals to any teacher, develop that project.

Set up one corner of each Bible Workshop to complete a simple keepsake. Divide craft parts into kits. Helpers assist young students. Students not attending Open House may take their completed projects home any time.



S&S ARTS AND CRAFTS

www.ssw.com

Call for Catalog 800-243-9232

ORIGAMI PAPER. Origami is the art of folding paper into attractive objects without glue or scissors. Quiet and inexpensive, anyone can practice origami. Contains 100 sheets, 17 assorted colors. 5 7/8" square. CHG-PE431 \$5.99 per pack

PAPER LANTERNS. Simple yet stunning project. String together 3 ready-to-paint papier mache lanterns in cube, sphere and cylinder shapes. For decorative use only. Do not use with a light bulb.

CHG-GP1730 lg round \$11.89 per pack of 12

CHG-GP1731 sm round \$9.99 per pack of 12

CHG-GP1732 square \$11.89 per pack of 12

NEON PAPER LANTERNS. Create a festive mood by displaying a garland of neon colored lanterns! Included sequins add extra sparkle. 8" x 8".

EMG-GP851 \$16.49 per pack of 40. 40 cents per project

FOAM CROSS NECKLACE. A foam cross and three-point beads that represent the Trinity are a great way to teach children about the cornerstones of their faith, so that they can share it with friends when they wear these necklaces. 9" necklace with a 2 ½" x 1 ½" cross and 1 mm beads. EMG-CE4099 \$4.99 per pack of 12. 42 cents per project.

JOIN HANDS WREATH. A rainbow of foam figures remind children that friendship unites us all! Quick and easy to complete with precut pieces. 10"
EMG-CE4031 \$11.89 per pack of 12. 99 cents per project.

DRAGONFLY FOAM NECKLACE. The dragonfly symbolizes growth and change. Easy to make from our precut foam pieces and sparkling pony beads. 14".
EMG-CE4120 \$4.99 per pack of 12. 42 cents per project.

PEACE SIGN. Let creativity flow with this fun project with cardboard cutout PEACE letters. Create a colorful collage with assorted colored macaroni and a wide variety of patterns cut from decorative 8" x 10" paper and 1" square cardboard pieces. Set of five paintable letter boards, each approx. 15" x 5" when assembled.
CHG-GP1708 \$14.99 per pack of 12. \$1.25 per project

MOSAIC TILE FRAMES. Unique picture frames encourage self expression and thinking "outside the box." Colorful, polished porcelain tiles can be arranged in countless ways for an original creation every time. Frame 4 ½" x 5" picture opening 2 ¾" x 3 ½".
CHG-GP1094 \$12.99 per pack of 12. \$1.08 per project.

COLORLITE BUTTERFLY. As kids create these bright colorful decorations by applying bits of jewel toned tissue to precut butterflies, talk to them about loving the Savior. All materials included. Appropriate 3 years old and above.
CHG-GP1263 \$22.69 per pack of 36. 63 cents per project

LIGHT MY WAY LUMINARY. A lovely and durable tin punch lantern. 2" x 5 1/8". Buy small candles separately.
CHG-RE304 \$14.89 per pack of 15. 99 cents.

NATURE HAND FANS. Create a real stir with these cool hand fans designed to look like frogs, fish, bugs and more. A snap to assemble and great fun to decorate. 8" diameter.
EMG-GP858 \$9.99 per pack of 12. 83 cents per project.

FANTASTIC FANS. Exotic Asian paper and bamboo fans are ready to decorate with your choice of trims. Use as a wall hanging or to keep cool on the hottest day. 6" long when folded.
CHG-CO127 \$7.99 per pack of 24. 33 cents each.

GUILDCRAFT

www.guildcraftinc.com

1-800-345-5563

BUTTERFLY WINDSOCKS. Preprinted, precut butterflies easy to decorate with markers or paint (sold separately). Includes white cardboard shapes, streamers, ribbon and glue. Finished projects are 9" with 20" tails. 217-115 \$36.95 for 24 \$1.34 each.

CHOPSTICKS FRAMES. Glue the chopsticks together, then paint a design (idea sheet included) on the cardboard for an Asian themed wall hanging. Includes wooden chopsticks, paint, ribbon, precut cardboard, brushes and glue. 8" x 8". 505-988 \$15.65 for 24. 65 cents each.

HOPE LANTERNS. This kit comes with preprinted sheets of Japanese characters to cut and glue onto lanterns. Includes prepunched lantern sides, yarn, preprinted character sheets, glue and markers. 4" X 6". 217-047 \$17.45 for 12. \$1.45 each

ASIAN HATS. Precut, preprinted weaving strips and hats go together in just minutes. Includes hats, weaving strips and cord. One size fits all. 16" diameter. 216-266 \$8.99 for 12. 75 cents each.


YO YO PROJECT PACK. Includes pre drilled, natural wood yo yo halves 2 ½" diameter, axles, strings, glue, paint and brushes. 500-396 \$19.89 for 12. \$1.66 each

ASIAN BOXES. Paint these boxes, the brush on the gloss varnish for a "lacquered" look. Includes papier mache boxes (assorted shapes), paint, non toxic gloss varnish and brushes. 3" x 3 ½". 471-686 \$25.95 for 18. \$1.44 each

KITES. Includes plastic kites, sticks, kite tails and handles with kite string. Ready to assemble. 26" x 26"; package of 12. 940-175 \$12.89 \$1.07 each

PAPER FANS. 10" x 13". Ready to decorate. Package of 12. 217-003 \$4.95 41 cents each

CHINESE JUNK ...SLOW BOAT TO CHINA



THEME: Honor The Savior

DECORATION: This Bible Workshop depicts a Chinese boat called a "junk". This junk should resemble a family home.

Decor is modest. Empty a classroom of all furniture and wall hangings.

Fill the area with old wood items and basketry. Large floor pillows, low table, Oriental lanterns, coiled rope,

fishing nets, sailing equipment (oars, sails) and common family cookware (old and dented is perfect) make the inside of your junk cabin look great.

Add a few wall hangings (woven macrame or art prints or calligraphy Chinese characters—see curriculum graphics). Green silk or live plants may be displayed. Wooden bowls of fresh fruit and tea service look great on the low table.

Any items that are simple, look homemade and useful for everyday family life work well. Jugs and pottery, metal utensils, canvas, etc. are excellent materials.

Copy the Chinese Junk graphic on this page. Enlarge it using an overhead projector and place it on one wall. This gives students a perfect picture of what junks look like.

COSTUME AND CHARACTER: Dress as a Chinese fisherman in simple caftan with long pants underneath and black slip on canvas shoes. A long vest may be worn over the top layer of clothing. Become a Christian Chinese fishing family who live aboard their junk and fish the coastal areas of China.

CHINESE JUNK WELCOME!

(Bow to students in the traditional Chinese welcome.) Welcome to my humble home. You are most welcome as guests of **honor**. With highest respect we **honor** you in this place. Please remove your shoes and line them neatly along the wall.

My whole family lives on this Chinese Junk. You may wonder, with Western ears, why we call our water craft, *junk*. It is not because it is "lousy". Junk is a word coming from an ancient Chinese word meaning "Floating House". A junk is a sailing vessel used in China. Junks usually have two or three sails. Each mast is made of bamboo. Bamboo is used because it is so strong that you don't need many ropes.

Large junks have been war ships throughout history and are used for worldwide trips. Have you heard of "slow boat to China"? Enjoyable travel is not fast! Medium sized junks carry food city to city in China. Small junks are usually fishing junks and homes to Chinese families who make money from the junk.

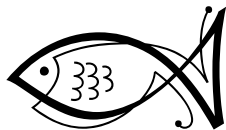
Chinese junks are often called the work horses of the sea. They are cargo ships, homes, schools for children and they are the entire world for the family who lives onboard. Junks are colorful and useful. They have sails and motors. Junks sail the seas, coastal waters, harbors and rivers of China.

People outside China often make fun of junks. They hold it up to ridicule, laughing at its odd looks and poor wind performance. They are not right and they do not **honor** the fine history of the Chinese Junk. This boat is a wonderful rig, good for short cruises and very exciting for racing!

MEMORY VERSE ACTIVITY


I John 4:14

"And we/ have beheld/...that the Father/
has sent the Son/ to be the Savior/ of the world."




Place phrases of the memory verse on fish shapes. Add wooden sticks to each fish for ease of holding. Ask students to hold the phrases so the group can see the words. Say the verse. One student turns around so no one can see that phrase, say the verse again. Continue until the group can say the whole verse with all the honored students backs to the group.

Say: Who would like to be **honored** helpers? (Choose students to hold fish phrases.) I have good news for my most **honored** guests. As these **honored** helpers stand with an important message to Christians, let me tell you that I am a Christian. I am one of the *Jesus Loves Me* people. It is often dangerous to be a Christian in China. We must find safe ways to live and work and tell the good news of Jesus. It is how we **Honor The Savior!**



This Chinese character is the word "Honor".
Enlarge the characters and display
as you talk about honoring the Savior!

BIBLE STORY



Mary Honors The Savior With Perfume

Taken from: Matthew 26:6-13; Mark 14:3-9; John 12:1-11. Rest on the deck of my humble junk while I tell a story about one young woman who **honored** Jesus, her Savior. This is a story from God's Word. We are thankful that missionaries journey to China so all of the Chinese people can **honor** our wonderful Savior!

"Jesus is coming!" The news traveled fast through Bethany. Jesus' friends were happy to hear he was coming. They wanted to do something to **honor** him while he was in their town. What could they do?

Simon planned a big supper at his house. He had been a leper. He wanted to **honor** Jesus. Martha got busy helping get the meal ready. She was so thankful that Jesus raised her brother from the dead. It was one way she could honor him. Lazarus was waiting to see Jesus again too! When the people heard Lazarus was going to be at the dinner, everybody wanted to come! What did he look like? There was not enough room for everyone in the small house, but folks stood around the edges of the room watching the supper for themselves.

Mary wanted to see Jesus again too. No women were invited to this dinner with Jesus and his disciples but Mary would find some way to **honor** him. What could she do? What could she say? She must have thought about it all day.

Finally, Jesus and his disciples arrived. Simon gave them a grand welcome. They were seated in **honored** positions in the dining room and delicious food was served. The curious townspeople crowded in to watch.

While everyone was eating, Mary carried in a container of expensive perfume. It cost a whole year's wages, but she wanted to give Jesus her very best. She made her way to the couch where Jesus rested. She poured the lovely perfume on his head and feet. Then she knelt and wiped his feet with her long, long hair.

***SPRAY A LOVELY PERFUME OVER THE STUDENTS
BEFORE YOU TELL THE REST OF THE STORY***

As soon as the container was opened, the scent of sweet perfume filled the air. Guests and watchers knew right away that this perfume was rare and expensive. The disciples whispered, "Why has she done this?"

Judas was not as interested in honoring the Savior as Mary. He was the group treasurer and loved money. He said, "Why wasn't this perfume sold and the money given to feed poor people." He expected Jesus would set up a rich kingdom and Judas would be a leader. After Simon's supper, Judas met with the temple leaders in Jerusalem to set up the plan to turn Jesus over to them.

Jesus said, "Let his woman alone. Why should you trouble her? She has done a good thing. She has anointed my body for burial. You will always have poor people with you. I won't be with you much longer. Mary has shown her love for me. I tell you, wherever the gospel is preached throughout the world, it will be told that Mary did this for her Lord."

CHINESE JUNK LESSON

What can we learn from Mary's honorable gift that will help us **honor** the Savior?

1. Spend time with the Savior. (Read God's Word, Pray)
2. Think seriously about what you can do to honor Jesus. (Help, Teach)
3. Give your very best to honor your Savior. What do you own that you can share? What do you do best that can be used for him? (Speak, sing, draw, encourage friends, take care of the sick, clean a room, cook a meal.)

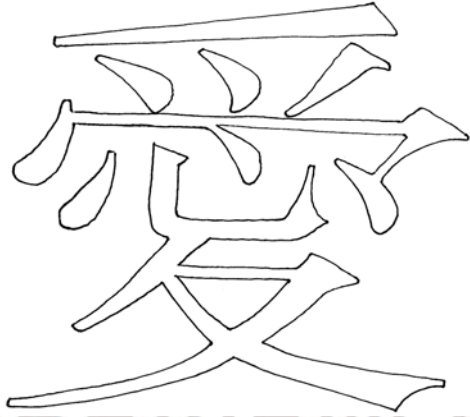
CLOSE IN PRAYER.

CRAFT

Choose a project from the list or design your own Asian craft project that will remind students to Honor The Savior.

INN OF BUTTERFLY HAPPINESS

THEME: LOVE THE SAVIOR



DECORATION: Create a lovely bed and breakfast styled Inn filled with colorful butterflies. Follow curriculum guidelines.

<-CHINESE CHARACTER FOR LOVE

Empty a classroom of furniture and wall decor. Replace with gentle Chinese styled items. The center of the room may feature a low table with a tea service, chop sticks and flower blossoms. Do not over do the decor. Simplicity is best.

Scatter floor pillows around the room. Students may sit on or near these pillows. Fill the walls with posters of Chinese Characters. The graphic on this page is the Chinese word for "Love" and should be prominently displayed several places in the room.

Color lots of butterflies, purchase butterfly art and borrow butterfly items folks have. Display these items all around the room. The more butterfly color, the better!

MUSIC: Purchase a CD of quiet Chinese instrumental music. Let the music play in the background during the entire session.

COSTUME AND CHARACTER: Follow curriculum guidelines for costuming. Become a gentle, happy Innkeeper. Enjoy these special guests. Be helpful and hospitable and happy.

BUTTERFLY GIFTS: There are many small butterfly items offered in Oriental Trading. Choose one or more to give to students to remind them of Jesus' love.

INN OF BUTTERFLY HAPPINESS WELCOME! (Bow to students in the traditional Chinese welcome.)



As you enter the Inn of Butterfly Happiness, please remove your shoes and line them neatly along the wall.

Welcome to my small Inn. The word for Happiness in Chinese is "Ah Fu". Say it with me and enjoy everything we do here with happiness.

This gentle Inn is filled with **happy love**. We **love** having you here. We **love** being a home of happiness and gracious living. And...we are Chinese Christians. We **love** our Savior, Jesus the Lord of all and the new life he brings.

The Butterfly holds a place of honor and respect in China. Because it flutters here and there, many think the butterfly is a carefree creature. The truth is that the butterfly is unaffectionate, cold and uncaring.

The butterfly has never met it's mother. It survives independently and remains a stranger to love. An animal who is loved and nursed by its' mother learns about love for basic needs. A child who grows up in a home without love is like a butterfly. Kindness is not given freely by a child who does not know love. Once that child becomes a grown up, he/she will not know how to show love.

Human love is very, very important. It is how we learn to treat ourselves and others. People need love to be happy. For followers of Jesus the Savior, there are many lessons we can learn from the butterfly!

Butterflies leave droppings that look like blood. It is often called "red rain". There is an Irish blessing that goes:

"May the wings of the butterfly kiss the sun and find your shoulder to light on to bring you happiness and riches today, tomorrow and beyond."

What has two wings but is not a bird? A butterfly! The butterfly has become the symbol of extreme sensitivity to change that is often called "The Butterfly Effect".

MEMORY VERSE ACTIVITY

2 Corinthians 5:17 (NAS) ...use your favorite version

“Therefore if any man is in Christ, he is a new creature; the old things passed away; behold, new things have come.”

***Ask two students or two helpers to read the parts.
Begin with one person wrapping himself up
in a bed sheet to look like a cocoon.***

TEACHER: What are you doing?

STUDENT: Our memory verse says we can become new creatures like the butterfly that comes out of the cocoon. That made me think about a butterfly. I am going inside this cocoon until I become a butterfly.

TEACHER: Well, it is true that butterflies are used to represent new life, but...

STUDENT: Yup, that's right. They start off as a caterpillar...uh, caterpillar? ..uh..quarter... They start off as a fuzzy worm.

TEACHER: Yes, dear, but you are not....

STUDENT: And then, when they are ready, they spin a cocoon themselves and they change inside the cocoon. They grow antennae and...

TEACHER: That's the important part. They change. Christians change too. Butterflies remind us of that change but we cannot get into a cocoon!

STUDENT: Oh! I get it! A Christian must change on the inside! And I was almost ready....

TEACHER: Ready for what?

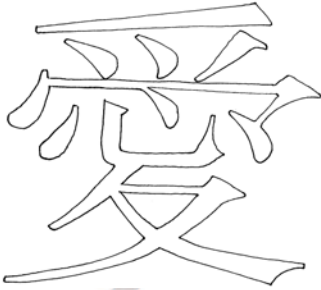
STUDENT: *(Drop the cocoon and instead use the sheet as wings.)* I was almost ready to....fly! *(Fly out of the room.)*

TEACHER: As the butterfly leaves the cocoon, so through Jesus Christ are his followers who love him born to a new life. As we remember the butterfly, we remember new life.

BIBLE STORY

Peter Takes a Quiz

John 21:15-19: Time for a pop quiz. If you know the answer, shout it out!



1. Do you love Jesus?
2. Dear friends, Do you love Jesus?
3. (Personal Name) Do you love Jesus?

Did you get upset with me for asking the same quiz question three times? How did I change the question each time? I wanted to show you the kind of pop quiz Jesus gave His friend, Peter, one morning after breakfast.

After Jesus died on the Cross and rose from the grave, He visited many times with a lot of the people who knew Him well. In fact, early one morning Jesus met the disciples on the beach for a delicious breakfast of fish and bread. Jesus was the cook! When the disciples got out of their fishing boat, Jesus had a charcoal fire burning. "Bring some fish and let's eat," said Jesus.

The men were a little afraid but no one was brave enough to ask "Who are you?" They knew it was Jesus. He took the bread and gave each of them a bit of it. Then he gave each man some of the fish.

When breakfast was over, Jesus said to Peter, "Simon Peter...do you love Me more than these other disciples do?" I think Jesus asked Peter because a few weeks ago Peter had said, "I will not run away even if all the others do." And then, he ran away!

Peter wasn't feeling so good about his love for the Savior but he said, "Yes, Lord, you know I love you." Jesus said, "Feed my lambs."

Then Jesus asked Peter again, "Do you love Me?" Peter repeated, "Yes, Lord. You know I love You." This time Jesus said, "Take care of my sheep."

A third time Jesus asked Peter, "Peter, son of John, do you love Me?" I wonder if Peter was sad that Jesus asked him three times. Didn't Jesus believe him? Maybe Jesus remembered how Peter denied Him three times. It may have been hard for Peter to reply again, "Lord, You know everything. You know that I love You." Jesus said, "Feed My sheep...."

Jesus knew something that Peter did not. He knew Peter would one day die on a cross just like Jesus had. Peter would show how much he loved Jesus by taking care of the people who would love and understand Jesus' message.

Jesus also wanted Peter and the other disciples to know that Peter was a full disciple, even though he had failed and denied he knew Jesus when danger came. Jesus loved Peter and Peter loved Jesus.

BUTTERFLY LESSONS TO BE LEARNED DON'T HELP A BUTTERFLY!

There is a story about a man who kept watching a cocoon. The man knew a butterfly would emerge, but it seemed to take forever. Finally, being impatient and wanting to free the struggling butterfly, he took a knife and split the cocoon.

The butterfly was born but it could not fly. The man had prevented a very necessary struggle that the butterfly needed. That struggle forces body juices into the insect's wings giving it strength to fly.

Perhaps the lesson in this story is that Peter had a great struggle when he failed Jesus and denied he ever knew Him. The struggle was necessary because it made Peter's love for Jesus stronger because he endured the difficulty.

Losses, rejections, disabilities and disappointments can teach us patience, strengthen us spiritually and make us better, more loving people.

**Print lessons on paper butterfly wings.
Place on one wall while teaching.**

1. Love is more than "ooshy-gooshy" feelings. Love means you dedicate yourself and your life to the person you say you love. It's the same when you say you love the Savior. You make a decision to follow Jesus and then no matter how hard it gets, you remain His loving child.

2. Love means do what it right. Jesus asked Peter if he loved Him and then gave Peter a mission when Peter said, "I love you, Jesus". The mission was to take care of all the children and older people who would become believers.

3. Love pleases the Lord more than anything else. He doesn't ask us to be perfect or the best Christian or even the most faithful. He just asks us to love Him.

Do you love the Savior? If you do, then follow Jesus' instructions:

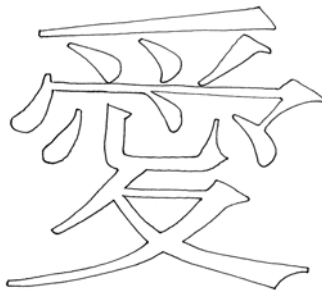
- 1. Feed My lambs! (Feed My little ones!)**
- 2. Take care of My sheep! (Take care of My people!)**
- 3. Feed My sheep! (Feed My people!)**

CLOSE IN PRAYER.

Lord, You know that we are happy to love You. But our love is so small. Teach us how to love You more. Make us wise to help in feeding Your lambs and Your sheep. Amen.

CRAFT

Choose a project from our list or design your own butterfly craft project that will remind students to Honor the Savior.



ORIENTAL LANTERN GARDEN

Most cherished in this mundane world is a place without traffic, truly in the midst of a city there can be mountain and forest. –Wen Zhengming (1470-1559)



THEME: Believe The Savior

DECORATION: Design a lovely, oriental garden. It should reflect beauty and simplicity.

Empty a classroom of all furniture and wall hangings. If possible, consider having the workshop in an outdoor space or real garden area. The goal is to create a peaceful, shadowy spot where students can rest and enjoy their Bible activities. Keep it simple but make it fun!

Garden plants: Fill the area with greenery. Plants may be large and small, live and silk or even made of paper. Place large ornamental trees in corners.

Furniture: Place one comfortable bench in the garden. Place garden ornaments here and there. Large rocks, resin animals, etc. look great.

Live Birds: Caged parakeets, canaries or other healthy birds may be placed somewhere within the garden. Be careful to choose safe birds and keep them in cages!

Oriental Lanterns: Make or purchase paper lanterns. Hang them across the ceiling on a thin line or rope. Fill the ceiling with colorful lanterns!

Music: Fill the garden with the sound of birds, water, weather or quiet classical or oriental instrumental music. Check out local music stores for CD's.

Light: Since this workshop features lanterns, play with light in the area. Turn off overhead lights. Place floor lighting along the walls behind pots of plants and greenery. Consider lining the floor boards with white or colored twinkle lights.

Water and Air: Include a small water feature. This may be a large ceramic bowl filled with

clean water or a small waterfall. If goldfish are available, place them in the water container. From one corner, blow cool air across the floor with a floor fan set on low. This provides fresh air and blows the green leaves gently throughout the session.

COSTUME AND CHARACTER: Become the Christian Chinese gardener. Follow curriculum suggestions for simple Chinese costuming.

ORIENTAL LANTERN GARDEN WELCOME!

(Bow to students in the traditional Chinese welcome.) Welcome to my Oriental Lantern Garden. I have made a restful place where my most honored guests learn to **believe** in the Savior. We are declaring "The Year of The Savior", come and enjoy the beauty of our Savior's earth!

While you rest, let me tell you a story. It is an old, old story about a wise Chinese father who took his young son to the country to teach the boy about poor people. The man and his son spent several days and nights on the farm of a poor Chinese family.


When they returned home, the wise father asked his son, "What do you think now that you have seen how poor people live?"

The son answered, "Wise Father, I saw that we have one dog and they have four dogs. We have a pool that reaches to the middle of our garden but they have a creek that has no end. We have imported lanterns in our garden, but they have the stars at night.

"Our garden reaches to the street but they have the whole horizon as far as the eye can see. We have a small piece of land to live on and they have fields that go beyond their sight.

"We have servants who serve us, they serve others. We buy food but they grow theirs. We have protecting walls around our garden but they have friends to protect them"

The wise father smiled quietly and nodded. The trip had been worth the time and effort. His son had learned a valuable life lesson. "Thank you, Wise Father," said the son, "For showing me how poor we are."



MEMORY VERSE ACTIVITY

PSALM 27:1

The Lord is my light and my salvation;
Whom shall I fear?

Print words of the verse on handmade paper green leaves and flower petals. As students learn the verse, take away one leaf/petal until they say the entire verse without help. Place the words back on the wall in the correct order.

BIBLE STORY

Blind Man Believes The Savior!

Taken From John 9: Close your eyes! What do you think it would be like to be born blind? What kinds of things would you miss seeing if you lived with your eyes closed? Not seeing the beauty of my garden would make me very sad. I am glad God gave me eyes to see the beauty He created.

A baby was born blind when Jesus was on earth. Everyone in town knew him as he grew into a man. His parents loved him and took good care of him. Everyone believed this man or his parents sinned in some terrible way and he was being punished by God.

As Jesus walked by the grown man, his friends asked, "Who sinned? This man or his parents?" Jesus said, "Neither one! He was born blind to show the great things God can do for us. We must work for God as long as we can. As long as I am in the world, I am the Light of the world."

He spit on the ground and made a mud pack. He put the mud on the man's eyes and said, "Go to the pool of Siloam (Siloam means "sent") and wash it off." The blind man followed Jesus' orders and when he washed his eyes, he could see!!! For the first time he saw the sunshine, the grass, the flowers. He could enjoy every garden in the city. It was the happiest day of all his life.

You would think this is the happy ending but, no, the temple leaders hated Jesus and picked on the man and his parents. They tried to trick the happy man into saying bad things about Jesus. "This Jesus isn't a man of God. He did this on the Sabbath day. He must be a sinner." Jews didn't do any work on their day of rest.

Others said, "How can a sinner do such wonderful things?" The argument raged and they finally voted that if anybody said Jesus was the promised Savior, then they would tell him that he could not belong to the people of God anymore.

How sad. The man's parents said, "This is our son and he was born blind." The man said, "All I know is that once I was blind and now I can see."

Jesus looked for the man that the temple leaders had put out of the church because he spoke up for Jesus. Jesus said, "Do you **believe** in the Son of God?" The man answered, "And who is He, Master? Tell me so that I can **believe** in Him." Jesus said, "You have seen Him. I am the Son of God." The man said, "Master, I **believe!**" Then he bowed down before Jesus.

Jesus said, "I came into the world so that people will have to choose sides. I will help many who are blind, to see. But many who have good eyes will be blind."

LANTERN LESSONS

(Print each lesson on a paper lantern.)

1. Some people see with their eyes but are blind in their hearts. The man born blind saw Jesus with his eyes and his heart. The temple leaders had good eyes but they did not want Jesus for their Savior. They were blind in their hearts.

2. When you believe you do not need the Savior, you are blind. People say, "We see! We are good enough and know it all!" Their sin stays with them and they remain blind.

3. It is worse to be blind in your heart than blind in your eyes. Every person ever born needs to believe in the Savior of the world. Believe in Jesus today and see with your heart!

CLOSE IN PRAYER

O Jesus, great Gardener of our souls, open the eyes of our hearts. Teach us to see in You our God and our Savior. We want You and love You now and all the time. Amen.

CRAFT

Choose a project from our list or design your own lantern craft project that will remind students to Believe in The Savior.



PAPER LANTERN


Supplies: Construction paper, scissors, tape, stapler, ruler, pencil, glue, glitter, sequins, to decorate if desired.

1. Measure and cut 1" off short end of paper. Set aside for the handle.
2. Fold paper in half lengthwise.
3. Draw a line 1" from the end of the long edge of the paper opposite the folded edge. This is the line where you stop cutting.
4. Measure and mark lines 1: apart starting at the folded edge and moving toward the "stop cutting" line.
5. Cut the marked lines up to the "stop cutting" line.
6. Unfold the paper.
7. Re-crease the paper in the opposite direction. This will hide pencil marks.
8. Match the long edges together and tape to hold it together.
9. Staple the handle to the top of the lantern.
10. Add glue, glitter, sequins or other items to decorate the lantern.

PAPER LANTERNS MAY ALSO BE PURCHASED FROM S&S ARTS AND CRAFTS CATALOG AND MAY BE USED AS DECORATION OR CRAFT PROJECTS.

BIBLE WORKSHOP #4:

IMPERIAL PALACE OF PEACE AND PRAYER



THEME: PEACE ,
PRAYER AND THE SAVIOR

DECORATE: Create a wealthy yet simple room in a Chinese palace. Use the Chinese "peace" character shown at the left on a large poster.

Empty a classroom of furniture and wall hangings. Recreate a place where emperors and kings reside. Fill the space with low, tables, greenery and colorful pillows and fabric. Lower the lights and place paper Oriental lanterns here and there. A tea pot and cups may be the centerpiece of the table. Chinese decoration is sparse so do not "overdue" it. Clean, modern lines look nice with plenty of empty space for students to sit on the floor. Use general decoration information in the curriculum for many ideas.

LIGHT: Lower the lights and light the walls with floor lights. Lanterns are great but avoid dangerous candles.

PLANTS: Choose simple blooming plants and place them on the floor or on low corner tables.

PILLOWS: Toss large pillows on the floor so students can rest while they enjoy the workshop.

FURNITURE: Keep it low and simple. Plain white tablecloths and colorful table runners with tassels may be draped over old furniture to make it look rich. Spray paint everything GOLD!

LIVE ANIMALS: As a fun option, consider a cricket cage, caged birds or small caged animals placed on a low table.

WATER: Place a large vase on the floor and fill with water and floating flower. Small fish may be placed inside the vase.

MUSIC: Play background music. Oriental instruments or soft Christian themes.

COSTUME AND CHARACTER: Become a servant in the Palace of the King. Follow curriculum costuming suggestions. Wear fabrics to show off wealth.

IMPERIAL PALACE OF PEACE AND PRAYER WELCOME

(Bow to students in the traditional Chinese welcome.) Welcome to the Imperial Palace. You are most welcome as important guests of the Emperor. With highest respect we wish you peaceful rest while you are in this place. As you enter, please remove your shoes and line them neatly along the wall.

I am a servant in the palace of the king. In China we call our king “Emperor”. The Emperor has total power over people. If we have a kind man, our nation lives in peace. If the Emperor is a warrior, we do not have peace. I like peace. I want my life to be filled with peace.

(Show a tiny mustard seed.) Do you see this tiny seed in my hand? I have been thinking about how **peace** grows when we pass it from one person to another.

Jesus told a story about a tiny seed that grew bigger and bigger. He said the kingdom of heaven is like the planting of a mustard tree. It begins very small and grows bigger. Someone wrote a little poem about what happens when one small dollar is invested for the Savior.

You sent a dollar across the sea,
That bought a Bible for Yong Sing Lee.
And Yong Sing Lee, when he read therein,
Decided to quit his life of sin.
Then he rested neither night nor day
Till his brother walked in the Bible way.
His brother then worked until he won
Away from idols, his wife and son.
It was not long until half the town
Had left their gods of wood and stone.
And the work is not finished yet, my friend,
You started something that never will end,
When you sent the dollar across the sea
Which bought a Bible for Yong Sing Lee.

Some people might think one dollar is very little—like the tiny mustard seed. But when it is used for God, it can grow very big.

MEMORY VERSE ACTIVITY

Romans 5:1

We have peace with God through our Lord Jesus Christ.

Ask students to whisper the verse in each others' ears as they stand in a circle. Pass the verse around the circle like "passing the peace" of a handshake.

To begin the exercise, ask the circle of students to pass a handshake from person to person saying, "May the peace of Christ be with you" with the response "And with you", as they do it.

BIBLE STORY

Prayer and The Savior

From Luke 11:1-10: Do you know how to pray? I know you have learned "Now I lay me down to sleep" and "God is good, God is great" but do you know how to talk to God using your own words? Jesus' disciples were grown men and one day they said, "Lord, teach us to pray". Jesus taught them the best of all prayers, "The Lord Prayer" and then He told them a story.

A man had company at his house. The company came from far away and got to his house in the middle of the night. The company was tired and hungry and the man was out of food! Can you believe it? Company coming and he forgets to buy food! So, he goes over to his friend's house and knocks on the door.

"Who's there", says the sleepy friend. "It's the middle of the night. Go away". The unprepared friend says, "Hey, it's me, your good friend. I've got company and I need three loaves of bread. Everybody's hungry over there."

The man inside did not want to get up in the middle of the night. "Don't bother me. I have the door locked. It's too much bother and it takes too long to open the door. My children are in bed and I'll wake them up. I can't give you anything."

The friend kept knocking at the door. He kept asking. Finally his friend got out of bed and gave him three loaves of bread to get rid of him and his noise. He just wanted some sleep and peace!

IMPERIAL PALACE LESSONS

Print each lesson on colorful paper.

Spray with gold paint to make it look “rich” for the Palace of the Emperor

Jesus told this story to teach His friends about prayer. Let’s see what they learned. How should you pray?


1. **Keep asking!** God will give it to you.
2. **Keep trying to get it!** God will let you find it.
3. **Keep knocking!** God will open the door to you.

CLOSE IN PRAYER

Thank you, Dear Savior, for promising that we can have peace and that You will hear our prayers. Please teach us to pray for all the things we need. Teach us to pray for other people. Help us learn to bring all our problems to You and talk them over because we know You will help us. Amen.

CRAFT

Choose a project from our list or design your own craft project that will remind students to look for peace and pray to the Savior.



BIBLE WORKSHOP #5:

QUIET HOUSE CHURCH

THEME: Be True To The Savior



DECORATION: This is a secret House church. It must be as hidden as possible. Decor is rustic and simple. Empty room of furniture and wall hangings. Add wall hangings and wooden benches or chairs set up like a church. Place a table in front to represent an altar.

Altar: Place one green plant, one large Bible and two candle sticks on the altar. Add a large cross if available.

Furniture: The older the furniture, the better the effect. Wooden benches, stools and chairs may have pillows tossed on them. Arrange as a church or place in a casual circle.

Oriental Lanterns: Place several paper lanterns around the room.

Light: Place one or two lights on the floor and do some reading with a flashlight.

Window Covering: Cover all windows completely. Use bed sheets, wood and other rough materials to keep out as much light as possible.

Food: Place simple foods on a large tray to serve the worshipers as they enter the secret church. Crackers, small sandwiches, popcorn, and small cups of iced tea.

COSTUME AND CHARACTER: Use curriculum costuming suggestions. Become a Secret House Christian, hiding from authorities and worshipping Jesus.

**QUIET HOUSE CHURCH WELCOME!
PROVIDE A TRAY OF FRESH FRUIT SLICES.**

(Bow to students in the traditional Chinese welcome. Speak in soft, low tones.)
Sshhh! Did anyone see you enter this house? Are you positive? Be very quiet.
I welcome you to Quiet House Church.

To show the hospitality of the Savior, please delight in delicious refreshment from the tray. Please converse in whispers while you rest from your journey.

It is dangerous for you to be here. If members of our government find you, they will take you away to jail. Some do not want citizens to love Jesus and they are dangerous. We must not be found!

While you rest, let me tell you a story to show you how important it is to gather together as a church even if leaders threaten to put you in jail or take away your job. Chinese Christians have learned to make Jesus the most important part of life. We must be courageous and true to the Savior!

THE QUIET SERMON

One of our Quiet House Church members had been coming to worship the Savior every week. Bi Li stopped coming so our pastor decided to visit him. It was a chilly evening and our pastor found Bi Li sitting alone before a blazing fire in his humble home.

He welcomed Pastor, led him to a comfortable chair near the fireplace and waited for Pastor to criticize his church absence. Pastor made himself at home but said nothing. In the silence, he watched the flames dance around the burning logs. After a few minutes, Pastor took the fire tongs and carefully picked up a brightly burning ember and placed it on one side of the hearth all alone.

Then he sat back in his chair, still silent. Bi Li watched all this in quiet thought. As the one lone ember's fame flickered and grew dim, there was a quick glow and then it's fire was no more. So the ember was cold and dead.

Not one word had been spoken since the first hello. Pastor glanced at his watch and realized it was time to leave. He stood slowly, picked up the cold, dead ember and placed it back in the middle of the fire. Immediately it began to glow with the light and warmth of the burning embers around it.

As Pastor reached the door to leave, Bi Li said with a tear running down his cheek, "Thank you for your visit and especially for the fiery sermon. I shall be back in church next Sunday."

What does this story mean? The ember was fiery, glowing and healthy as long as it stayed closed to other fiery embers. When it was alone, it had no strength. We Christians need each other. When we forget to meet together in church, we grow weak. We must continue to meet together to share strength.

MEMORY VERSE ACTIVITY

JOSHUA 1:9

...Be strong and courageous
...for the Lord your God is with you wherever you go.

This verse is longer but adapt it to fit the ages of individual groups. Print words of the verse on colorful crepe paper streamers, preferably red (a favorite Chinese color). Display vertically and point to individual words as students say the verse aloud. Explain the importance of courage and the promise that God will be available all the time, in any situation.

BIBLE STORY

Courageous Joseph Cares For The Savior!

From Mark 15:42-47: An Lee was a 'fraidy cat! She didn't think she could ever be brave or courageous. One day a dog tried to hurt her little brother. An Lee grabbed a stick and fought him off. Everyone who saw it said An Lee was brave and she was happy.

God can make anyone courageous! Joseph was brave when Jesus died. Late in the afternoon on the day Jesus died, Joseph, a believer from Arimathea, went to Pilate, the Roman leader. Joseph was rich and he was a very good man.

Joseph waited for the Savior for many years. He believed Jesus was the Savior. He was a secret follower of Jesus because he was afraid of the Jewish leaders. On this day he gathered all his courage and asked Pilate for Jesus' body. If Pilate or any other official decided Joseph was an enemy, he could have been killed just like Jesus died. He was afraid to let others know he loved Jesus but he got braver as he asked. Pilate was surprised Jesus was already dead. He gave Joseph permission to take Jesus body and get it ready for burial.

Joseph of Arimathea was very happy . He wrapped Jesus in fine linen. He got one hundred pounds of medicines and perfumes from Nicodemus, another brave believer. These items were important for burying someone in those days.

Because Joseph was wealthy, he had prepared a burial cave for himself and his family. It was brand new and empty. This was the perfect place for Jesus to be buried. It was done and soon Jesus was placed in the cool cave.

But...Jesus did not stay in the cave for a long time. Three days later Joseph of Arimathea's tomb was opened in a flash and Jesus rose from the grave. The soldiers were in shock and fell back like dead men. Friends and family could hardly believe Jesus was alive. But it was true. Jesus rose from the grave just as He said He would do. That's why we worship Him today. He became our one and only Savior.

QUIET HOUSE CHURCH LESSONS

*Print each lesson on a colorful strip of paper
and hang vertically from crepe paper streamers.*

- 1. God can make anybody brave.** Ask God to make you a courageous follower and you can face any situation with the promise from Joshua 1:9.
- 2. Trust God to keep His promise.** When you are afraid, remember that God keeps His promises and will help you.
- 3. The bravest person is the one who does the right thing, even if he/she is very afraid.** You can be brave when the Savior is on your side.

QUIET HOUSE CHURCH PRAYER

When we are weak, dear Savior, make us strong. When we are afraid, give us courage just like You promised. We are often afraid to stand up for You. Please make us willing to stand up for You even when we are afraid. We pray in our Savior's name, Amen.

CRAFT

Choose a project from our list or design your own craft project to remind students to stay true to the Savior by being strong and courageous.

HELP STUDENTS SNEAK OUT OF QUIET HOUSE CHURCH WITHOUT BEING DISCOVERED. HAVE FUN PEEKING AROUND CORNERS, AND HUSHING THE GROUP WHILE CRAWLING THROUGH THE SECRET ENTRY.

BONSAI BABES NURSERY



WHO SHOULD BE A BONSAI BABE? Infants and toddlers (Birth-Age 3) who are children of teachers and helpers. It is the decision of your church to open **BONSAI BABES** to the public.

HOOKED ON CHINA is not designed for students under four years old who do not respond well to high activity so loved by older students. A separate nursery spot offers security.

HOW MANY HELPERS ARE NEEDED? Provide one helper per baby, in charge of all care for that infant from bottle to changing diapers. If that is not possible, ask one adult and a variety of assistants to watch the children. This staff may change daily.

SHOULD WE PLAN ACTIVITIES? This is a babysitting service but tell a few stories, sing songs, play CD's and DVD's, give wagon rides and take walks. Decide how much to do by the children's ages.

WHAT ABOUT FOOD? Ask parents. They may want to provide snacks. If you feed toddlers, work with kitchen staff to offer safe, healthful foods.

***AVOID:** Popcorn, hot dogs, lollipops or hard candy which become lodged in tiny throats. Check with the kitchen staff to see if their snack is appropriate for little ones.*

HOW SHOULD WE DRESS? Wear cool, washable clothing and comfortable shoes. Costumes are not necessary. Just be comfortable and happy!

WHAT SHOULD WE BRING TO MAKE BONSAI BABES PLEASANT? Play Christian music quietly. Bring a fan if days are hot and humid. Place the fan away from children, preferably on a shelf or high table.

CHILDREN OF LIGHT PRESCHOOL

Age 4-Preschool Age 5.

Decide if your preschool students are mature enough to become one of the five major rotation groups. If so, let them join in all activities. If not, separate them and follow our Home Base schedule.

THEME: CHILDREN OF LIGHT study the same spiritual themes as older students. Each day's activities emphasize what older students are learning but with a separate preschool teaching team.

Use the curriculum schedule as a guide providing plenty of time for rest, play and crafting. At no time feel pressured to attend activities if students are tired or upset. Cancel your group's appearance in favor of free play if the group needs a break.




TEACHERS: There should be one helper for every 2-3 CHILDREN OF LIGHT. Parental help is welcomed and encouraged. Wear comfortable clothing and shoes. Make each day fun and relaxing. Students should be able to chatter without being reprimanded. Run away children or rudeness must not be tolerated.

HOME BASE DECORATION: Home Base is a place where preschool activity can take place. Make simple Chinese decorations based on curriculum instructions.

CRIERS: If a few children cry continually, keep them busy separately at Home Base. Movement around the building may threaten some young children. If they never calm down, ask a parent to stay with their child or take that child home to try again next year. Accommodate as many young students as possible but crying and temper tantrums discourage teachers, helpers and students. The child may be too young and will do better at a later time.

PLANNING A PRESCHOOL DAY!



Two hours is a long time for preschool children. Plan their day around lots of play time. Bring beach balls, balloons, bubbles and other toys to play indoors or outdoors. Purchase story books from the local Christian book store. Use these books as fill in teaching times.

Travel with students to all areas of HOOKED ON CHINA as suggested in the daily schedule. If your students tire easily, omit some activities. They do not have to participate in every activity center. Most preschool groups handle these events well.

It may be possible to include preschool children as one of the five major groups, allowing them to participate in every Bible lesson and activity. Decide before the week begins and staff the area accordingly. Adapting the Bible Workshops is the biggest adjustment. Provide Home Base as an emergency option in case some children need a break.

CHINESE FRIENDSHIP GARDEN OPENING: Children of Light participate in the Opening. This is an opportunity to organize name tags/hats and gather the group before the day begins. If there are criers, ask a helper to take them to Home Base for a few simple activities. This avoids distraction for older students.

THE SINGING ROOSTER: Encourage these students to participate in music time. Take students to the music area and stay with them fifteen minutes each day.

SALVATION STATION: Celebrate Chinese New Year and make Salvation bracelets. These kids can do this!

CHINA TALES: Our suggested continuing story is a Chip and Clare Conley adventure called **JADE DRAGON**. It is NOT written for their age group but many preschool children enjoy it!

BIBLE WORKSHOPS: Rather than duplicating decoration, take your students to one workshop each day for Bible time. Tell the teacher you will use their room for fifteen minutes when their class is not in session. Use props in each area to tell the Bible story. Adapt lesson plans designed for older students to fit little ones. Activities may be used or eliminated at the discretion of your staff.

PANDA-MONIUM GAMES: There are many games preschool students can play. If you feel more comfortable, plan separate recreation for them and create your own fun.

REST TIME: Allow time for unstructured play and rest. Darken Home Base, play a CD while encouraging quiet activity. Students rest on large floor pillows while a story is told or songs are sung.

CRAFTS: The perfect preschool craft is one completed with a minimum of teacher help. Provide coloring pictures and crayons for slow times. Modeling clay or Play Doh may be available. Stringing large beads is a favorite activity.

Purchase one craft project for each day. Keep the process simple and everyone will enjoy the experience. S&S arts and craft catalog and web site offers many projects at www.ssw.com or check out Guildcraft at www.guildcraftinc.com

Homemade projects are always appropriate. If desired, ask "crafty" people to design projects for your little ones and have fun!!!

...AND ONE MORE THING...



Always honor and respect this proud and ancient people when presenting these Asian themed activities. There is a big difference between Japanese and Chinese culture and clothing. Be careful not to cross over into the other culture!

Have you ever wondered how to behave in China?
Here are some fun rules of behavior
to pass along to children of all ages!

1. When you get on a bus and sit down, check to see if there is an old person or a woman holding a baby or small child. Give your seat to those people because they need the seat more than you!
2. When in line to get on a bus, do not get on the bus as soon as the door opens. Wait until the people get off the bus first. Then, let ladies or old people or children get on the bus first.
3. When talking to another person in China, look her/him in the eyes while you are talking. When a person talks to you, look her/him in the eyes. If you look somewhere else, that is impolite.
4. When you eat any meal in China, young people and children should let the elderly members of the family have a seat first.

These kinds of rules are everywhere in China. Even though they are not laws, people still follow them everyday, everywhere. If you don't follow them, fine. You won't break any laws but you will be considered rude and impolite.

HOOKED ON CHINA
...DECLARING THE YEAR OF THE SAVIOR!