

WILDLY



EXCITING!

**GOING  
BANANAS!  
(WILDLY EXCITING!)**

**AFRICAN  
SAFARI**

LEOPARDS WILL LIE DOWN  
WITH YOUNG GOATS,  
AND WOLVES WILL REST WITH LAMBS.

CALVES AND LIONS  
WILL EAT TOGETHER  
AND BE CARED FOR BY LITTLE CHILDREN.

COWS AND BEARS WILL SHARE  
THE SAME PASTURE;  
THEIR YOUNG WILL REST SIDE BY SIDE.

LIONS AND OXEN  
WILL BOTH EAT STRAW.

LITTLE CHILDREN WILL PLAY NEAR SNAKE HOLES.  
THEY WILL STICK THEIR HANDS  
INTO DENS OF POISONOUS SNAKES AND NEVER BE HURT.

NOTHING HARMFUL WILL TAKE PLACE  
ON THE LORD'S HOLY MOUNTAIN.

JUST AS WATER FILLS THE SEA,  
THE LAND WILL BE FILLED  
WITH PEOPLE WHO KNOW AND HONOR THE LORD.

ISAIAH 11:6-9



# GOING BANANAS!

## A WILDLY EXCITING AFRICAN SAFARI!

*If you think you are too small to make a difference,  
you haven't spent the night with a mosquito.*

*~ African proverb*



**GOING BANANAS** Visit five *Safari Stations*. Safari guides treat tourist students to African fun, honor the Lord, lead Bible activities and complete a craft project. One visit each Station-- 45 minutes!

**GOING BANANAS** Gather *Under the Baobab Tree* for an open-air opening with continuing comedy skit. Eat at *Safari So Good Café*. African games at *Bush Camp*. Chip and Clare Conley missionary adventure story, "The Jungle Bird", at *Zimbabwe Television*. Sing rousing, rhythmic songs at *Drums of Africa*. Climb into the *Jungle Tree House Salvation Room*. 15 minute rotations!

**GOING BANANAS** Preschool choices for JUNGLE CUBS. Students (ages 4-5) participate with older students with their teaching team or separately. Suggestions included for TUMBLING MONKEYS NURSERY arranging a safe spot for babies of staff.

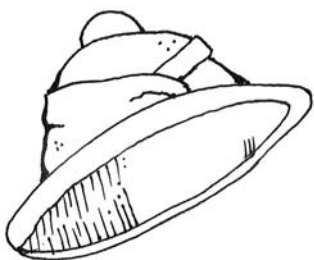
**GOING BANANAS** is Christ centered and fun. Help students understand the importance of salvation as they learn to know and honor Jesus. The African theme is a hook upon which to hang a memory.

### COPYRIGHT INFORMATION

Make as many copies as needed for local church use. Give interested folks [www.cemlife.com](http://www.cemlife.com) and toll free telephone number (1-888-236-5433). Your cooperation allows CLOSE ENCOUNTERS MINISTRIES to continue producing positive Christian programs at a low cost to churches across the nation.

Copyright-All Rights Reserved protected.





## INDEX

|   |       |
|---|-------|
| Introduction and Index.....                     | 1-3   |
| General Preparation.....                        | 4     |
| Directing The Director.....                     | 5-6   |
| Decoration...Africa Comes Home.....             | 7-10  |
| Choosing Staff.....                             | 11    |
| Meeting With Staff.....                         | 12    |
| Recruitment and Schedule.....                   | 13-15 |
| Grouping Students.....                          | 15    |
| Registration Team.....                          | 16    |
| Costumes.....                                   | 17    |
| Publicity...Beating The Bushes.....             | 18-19 |
| Photography.....                                | 20    |
| Opening...Under The Baobob Tree.....            | 21-33 |
| Open House...Farewell To Africa.....            | 34    |
| The Story Teller...Zimbabwe Television.....     | 35    |
| Music...Drums Of Africa.....                    | 36-37 |
| Games...Bush Camp.....                          | 38-42 |
| Snack Time...Safari So Good Cafe.....           | 43-47 |
| Jungle Tree House.....                          | 48-55 |
| Safari Station Teacher Tips.....                | 56-61 |
| Safari Station #1: The Dark Continent.....      | 62-65 |
| Safari Station #2: Wild Water Hole.....         | 66-69 |
| Safari Station #3: Jamming In God's Jungle..... | 70-73 |
| Safari Station #4: Swinging Savanna.....        | 74-77 |
| Safari Station #5: Bones Of The Earth.....      | 78-81 |
| Tumbling Monkeys Nursery.....                   | 82    |
| Preschool: Jungle Cubs.....                     | 83-85 |



**GENERAL PREPARATION  
VACATION BIBLE SCHOOL TIPS**



*If you wish to move mountains tomorrow,  
you must start by lifting stones today.  
~ African Proverb*

**BE CREATIVE!** Build an exciting African Safari using GOING BANANAS Bible stories and activities.

**"GOING BANANAS" IS AN ACTIVITY CENTER EXPERIENCE FOR YOUNG STUDENTS.**

Involve grades 7-12 youth and college students as helpers.

**COLOR CODE FIVE STUDENT GROUPS.** Students become safari tourists. Individual groups wear color coded name tags or pith helmets.

Students are in the same group all week.

**SAFARI STATION LEADERS DECORATE AND PREPARE ACTIVITIES IN THEIR STATION.** Each station is repeated daily to a new group.

As age levels change, adjust teaching activities.

**SAFARI STATION TEACHERS ARE ASSIGNED A NEW STUDENT GROUP EACH DAY.** Accompany the assigned group as they travel. Students have a leader with them at all times.

**15 MINUTE ACTIVITY LEADERS SEE ALL STUDENTS EACH DAY.** Student groups travel for music, snack or activity.

**PURCHASE SUPPLIES.** Give receipts to the Director or ask for an advance check. Look for sales, church discounts, catalog purchases and backyard scrap materials.

**CREATE EXCITEMENT.** Have fun and students will catch your enthusiasm.

Greet everyone with cheerfulness as you move from place to place.



# DIRECTING THE DIRECTOR ...THE GREAT SAFARI HUNTER



*For tomorrow belongs to the people  
who prepare for it today.*

*~ African Proverb*

*Create a Vacation Bible School to remember forever! Guide tourist groups to five Safari Stations. Add short Activity Centers for fun and inspiration. Feature small teaching teams under the direction of the Great Safari Hunter!*

**GREAT SAFARI HUNTER.** Wear khaki shorts, shirt, knee socks, hiking boots and pith helmet. Carry a backpack and binoculars.

**DELEGATE RESPONSIBILITY.** Trust the staff to carry out their tasks. Never apologize when asking for help.

**PRACTICE A POSITIVE APPROACH.** Statements like "We can't do it", "We never did it this way", "There's no money", or "No one will teach" have no place in this program. If The Great Safari Hunter's attitude is right, even the grouchiest saint responds cheerfully.

**PRAY!** Pray for staff, students and set up. Take details before the Lord and-RELAX!. Pray together. Those who attend appreciate the "upward boost". Plan a five minute session one half hour before the day begins.

**PLAN!** Note areas requiring special attention. List details to handle personally. Meet with the staff.

**ADAPT!** Accommodate events to your local church. Avoid staff confusion by making changes during preliminary planning.

**SET UP.** Give the team adequate organization time. Decorate during the week prior to Vacation Bible School. Decoration and supplies will be in place for opening day.



## JUNGLE CUB PRESCHOOL.

The youngest children (pre-kindergarten) often respond well to the same activities as older students. It is possible to let them become a separate group and rotate to activities just like the big kids!

**OR:** Give the JUNGLE CUBS team copies Safari Station lesson plans designed for older students. Speak to separate activity teachers. Be sure activities are preschool appropriate. Eliminate complicated or frightening activities. Choose age appropriate craft projects (S&S arts and crafts [www.ssw.com](http://www.ssw.com) or a local craft store).

**STAFF THANK YOU GIFTS.** There is nothing like appreciation to keep teachers coming back next year. Thank them privately and publicly.

**CLEAN UP.** After FAREWELL TO AFRICA OPEN HOUSE, clean up! The week is not complete until the church is in perfect order. Encourage staff to remove props immediately. Stay to help!

*Notes:*

PREVIEW PROGRAM ONLY  
NOT FOR USE  
PLEASE PURCHASE



## DECORATION

### ...AFRICA COMES HOME

*Blessed are the Curious, for they shall have Adventures!*


*~ Lovelle Drachman*

*Design a simple, colorful decor. Students and visitors enter a world of jungles, safari guides, animals and rustic objects in the Opening area. Discuss decoration during the planning process. Follow suggestions or invent your own African style. Teachers decorate their individual rooms.*



**SIGNS:** Display signs outside each station. Print memory verses on stained plywood, posterboard or roughly torn brown paper with burned edges to give an antique appearance. Scatter road markers:

PREVIEW PROGRAM ONLY  
NOT FOR USE  
PLEASE PURCHASE



BUSH CAMP  
SAFARI OFFICE  
ZIMBABWE...7000  
MILES  
MISSION COMPOUND  
SAFARI STATION  
CONGO  
GOD HELP ME  
PASS  
BAZAAR  
REST HUT (BATHROOM)  
OLD THATCHED HUT  
>>>GIVE WAY>>>

Road signs on real South African streets announce **GIVE WAY** instead of the typically American sign **YIELD**. This is a great visual reminder that Christians "give way" to Jesus.





**FAKE ANIMALS:** Make life size cardboard reproductions. Borrow or purchase plush jungle animals.

*Option: Place clear transparencies on an overhead projector aimed toward cardboard taped to a wall. Trace. Color with paint or markers.*

**BIRDS:** Purchase fake parrots, toucans and other jungle birds from party stores or draw your own. Check *Oriental Trading Co., S&S Arts and Crafts, Rhode Island Toys.*



**LIVE ANIMALS:** Consider sheep, goats, calves, ponies, parrots, canaries, parakeets, toucans or other live creatures. *Short periods of time are best.* Dress a cat and name "Jungle Cat". Owners **MUST** remain with their pets.

**WARNING:** Some people are afraid of snakes.  
DO NOT bring a live snake even if *you* think the fear is silly.  
It may disrupt classroom sessions.

**BANANA TREES:** Get empty carpet tubes from carpet stores (*Store owners beg you to take them*). Spray paint the tubes. Cut palm leaves and attach the tops of the tubes. Balloons look festive as leaves/coconuts in bright colors with a few paper leaves.

**JUNGLE VINES:** Attach paper jungle leaves to jute. Hang vines down the walls in rows. String vines across the ceiling to form a canopy.

*Make jungle leaves: Fold construction paper in half, cut palm leaf shape and slit half way to center to form a 3-D leaf. Add visual excitement—throw in a few odd colors like neon pink, green, yellow and blue. Option: Add colorful balloons.*

**JUNGLE DOOR:** Green leaves, colorful flowers and bananas.

**JUNGLE GRASSES:** Cut long weeds from fields. Place in tall vases.

**LIVE AND ARTIFICIAL PLANTS:** Borrow live and artificial plants. Place green ferns and trees in corners. Bright colored flowers and plants add to the jungle atmosphere.

**FRUITS AND VEGETABLES:** Fill wicker baskets with summer fruits and vegetables. Feature bunches of bananas, coconuts and potatoes.



**ROCKS:** Mound large rocks in corners.

*Travelers in Lesotho (small nation within South Africa) follow the custom of placing a mound of stones near a trail between two hills. This is added to by future travelers, who ensure safe passage by spitting on a stone and throwing it onto the pile. Omit the "spitting". Display the stones and explain the fun custom.*

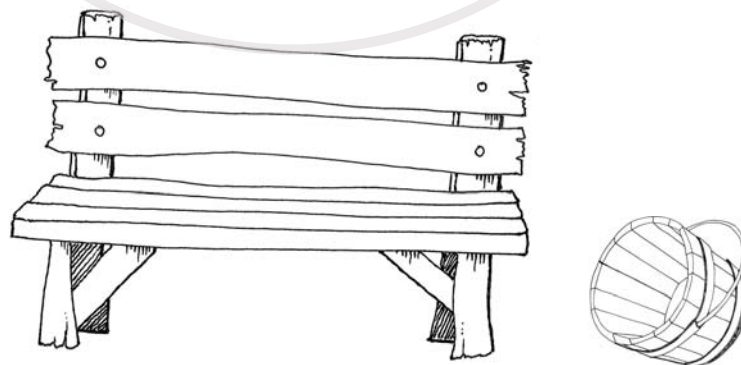
**PROPS:** Stack firewood, rustic pottery and baskets in corners. Weathered benches and logs add to the ambiance. Include animal hides, jungle print material and mosquito netting to cover a table or hang on the wall. Use fans to blow the vines.



**BACKGROUND MUSIC:** Play CD'S from Disney's 'The Lion King' or the song "The Lion Sleeps Tonight" as students arrive. Purchase CD's of jungle sounds, African drums or nature sounds. *Check [www.amazon.com](http://www.amazon.com)*

**ATTIC TREASURES:** Borrow appropriate props. Search for weathered benches, barrels, jugs, crocks, baskets, colorful quilts, wood carvings, plants, logs, large rocks, safari trophy heads and animal hides, jungle print fabric, stuffed jungle animals, shields, spears and masks. Wooden oars, canoes, wood crates.

*Your imagination is the only boundary!*

*Notes:*





VIEW PROGRAM ONLY  
NOT FOR USE  
PLEASE PURCHASE



## **CHOOSING THE STAFF**

*Where you sit when you are old shows where you stood in youth.  
~ African Proverb*

Aim for the best people to fill each teaching spot.  
This is a terrific adventure for leaders as well as children!



### **RECRUIT**

Approach people personally.  
Explain their specific task fully—no sugar coating allowed!!!

### **BULLETIN-NEWSLETTER-WORSHIP INFO**

Give people with specific requests their place immediately. Explain the insert during worship announcement time—in costume! Give this introductory effort the personal touch for 2-3 Sundays.

### **PICK AND CHOOSE**

Ask people who will do a good job for vacant positions. The Lord will honor your attempt to have the best staff possible. Pray about staff choices. If someone says “no” assume another person waiting to fill that place. Teens, men, women and senior citizens become great staff members.



**MEETING THE STAFF**

*If you want to walk fast, walk alone.  
If you want to walk far, walk with others.  
~ African Proverb*



**PLAN ONE STAFF EVENING**

**EXPLAIN EXACTLY WHAT WILL BE EXPECTED.**

Stress 100% attendance. No other meeting is necessary.

**SEAT STAFF ACCORDING TO WORK AREAS.**

Distribute lesson plans. Build in "chatter" time to create staff excitement.

**PREVIEW THE ENTIRE PROGRAM.**

The staff needs an overview of individual activities taking place.

**ANSWER QUESTIONS, ASSIGN CLASSROOMS,  
GIVE INSPIRATION.**

Be the person in charge ~ The "Great Safari Hunter".

**AFTER THE MEETING,**

**THE DIRECTOR SUPPORTS AND HELPS.**

Trust the staff to carry out their responsibilities.

**THE TELEPHONE AND INTERNET  
BECOME THE STAFF LIFELINE.**

Contact the head of each work area to check progress.  
Ask questions. Ask specifically how things are going.



## GOING BANANAS A WILDLY EXCITING AFRICAN SAFARI!

*"It's a Jungle out there!" – Tarzan of the Jungle*



List in order of priority three Vacation Bible School spots you are willing to fill. The first people to give their request to The Great Safari Hunter Director receive their top choice for an unforgettable African Safari experience. Don't miss VBS! It's going to be amazing!

### SAFARI TEAM ASSIGNMENTS

|   |                   |                            |
|---|-------------------|----------------------------|
| <input type="checkbox"/> REGISTRATION.                            |                   | Name tags and registration |
| <input type="checkbox"/> DRUMS OF AFRICA!                         | Music             | LEAD/PLAY INSTRUMENT       |
| <input type="checkbox"/> SAFARI PHOTOGRAPHER.                     |                   | VIDEO/SNAPSHOTS            |
| <input type="checkbox"/> SAFARI SO GOOD CAFÉ.                     | Snack Hut         | MAKE/SERVE                 |
| <input type="checkbox"/> BUSH CAMP GAMES.                         | Games             | LEAD/HELP                  |
| <input type="checkbox"/> ZIMBABWE TELEVISION.                     | Story Teller      |                            |
| <input type="checkbox"/> ART CREW.                                | Props             | MAKE/SET UP                |
| <input type="checkbox"/> JUNGLE TREE HOUSE.                       | Salvation Station | LEAD/HELP                  |
| <input type="checkbox"/> JUNGLE CUBS. (Age 4-5).                  | Preschool         | LEAD/HELP                  |
| <input type="checkbox"/> TUMBLING MONKEYS NURSERY                 | Birth-3           | CHILD CARE                 |
| <b>SAFARI STATION WORKSHOP STAFF</b>                              |                   |                            |
| <input type="checkbox"/> SAFARI STATION #1: DARK CONTINENT        | Shine Jesus Shine | LEAD/HELP                  |
| <input type="checkbox"/> SAFARI STATION #2: WILD WATER HOLE       | The Meeting Place | LEAD/HELP                  |
| <input type="checkbox"/> SAFARI STATION #3: JAMMING IN THE JUNGLE | Map               | LEAD/HELP                  |
| <input type="checkbox"/> SAFARI STATION #4: SWINGING SAVANNA      | Love Others       | LEAD/HELP                  |
| <input type="checkbox"/> SAFARI STATION #5: BONES OF THE EARTH    | Prayer            | LEAD/HELP                  |
| <input type="checkbox"/> I WILL DONATE SNACKS.                    |                   | Tell me what you need!     |
| <input type="checkbox"/> I WILL GIVE A FINANCIAL DONATION.        |                   | It will be worth it!       |
| <input type="checkbox"/> I WILL PRAY FOR THE SAFARI TEAM.         |                   | It is the most I can do!   |

DATES:

TIME:

FOR MORE INFORMATION CONTACT THE GREAT SAFARI HUNTER!

*"When you pray, move your feet" ~ African Proverb*





## GROUPING THE STUDENTS

*Some people come into our lives and quickly go.  
Some stay for a while and leave footprints on our heart  
and we are never, ever the same. – Unknown*

*GOING BANANAS is broadly graded. Organize groups for preschool and five Safari Station groups of approximately equal size.*

**TUMBLING MONKEYS NURSERY (BIRTH-AGE 3):** The nursery is separate. Two choices are apparent. Will we open this for the community or will we provide child care for our staff?

**JUNGLE CUBS PRESCHOOL (AGES 4-5):** Curriculum ideas give young students free time, short lessons based on older student lesson plans and optional involvement in daily activities. Maybe they can be one of the five groups! If so, eliminate the extra preschool group.

### COLOR CODE STUDENT GROUPS FOR VISUAL IDENTIFICATION.

- |                                   |        |
|-----------------------------------|--------|
| 1. JUNGLE CUBS (AGES 4-5):        | WHITE  |
| 2. MONKEY MANIACS (KINDERGARTEN): | YELLOW |
| 3. ROARING LIONS (GRADE 1):       | BLUE   |
| 4. ZANY ZEBRAS (GRADE 2):         | GREEN  |
| 5. LEAPING LIZARDS (GRADES 3-4):  | ORANGE |
| 6. THE BIG CATS (GRADES 5-6):     | RED    |

*Change groups names as desired. Overlap ages in any group. If twenty students are in one group and five in another, switch some students regardless of grade. Keep neighborhood friends together for comfort. Visiting cousins appreciate joining their family members in an otherwise unfamiliar situation.*

### Small Churches

With twenty or less total students and a few faithful teachers, consider running one Safari Station each day with all students in one group. The same teachers present a different Safari Station each day.

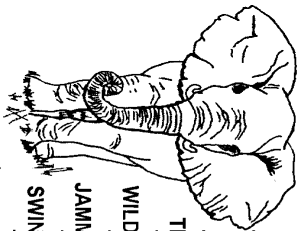


### DAILY SCHEDULE

|                                    |                          |                                  |                          |                                  |                      |                                  |                       |                                  |                                  |             |
|------------------------------------|--------------------------|----------------------------------|--------------------------|----------------------------------|----------------------|----------------------------------|-----------------------|----------------------------------|----------------------------------|-------------|
| STUDENT GROUPS                     | 9:30-9:45                | 9:45-10:00                       | 10:00-10:15              | 10:15-10:30                      | 10:30-10:45          | 10:45-11:00                      | 11:00-11:15           | 11:15-11:30                      | 11:30-11:45                      | 11:45-12:00 |
| WHITE JUNGLE CUBS ages 4-5         | UNDER THE BAOBAB OPENING | HOME BASE ACTIVITIES             | SAFARI SO GOOD CAFE      | BUSH CAMP GAMES                  | HOME BASE ACTIVITIES | ZIMBABWE TELEVISION STORY TELLER | JUNGLE TREE HOUSE     | DRUMS OF AFRICA MUSIC            | HOME BASE ACTIVITIES             | CLOSING     |
| YELLOW MONKEY MANIACS Kindergarten | UNDER THE BAOBAB OPENING | W O R                            | K S H                    | O P                              | SAFARI SO GOOD CAFE  | BUSH CAMP GAMES                  | DRUMS OF AFRICA MUSIC | ZIMBABWE TELEVISION STORY TELLER | JUNGLE TREE HOUSE                | CLOSING     |
| BLUE ROARING LIONS Grade 1         | UNDER THE BAOBAB OPENING | DRUMS OF AFRICA MUSIC            | JUNGLE TREE HOUSE        | W O R                            | K S H                | O P                              | SAFARI SO GOOD CAFE   | BUSH CAMP GAMES                  | ZIMBABWE TELEVISION STORY TELLER | CLOSING     |
| ORANGE ZANY ZEBRAS Grade 2         | UNDER THE BAOBAB OPENING | JUNGLE TREE HOUSE                | DRUMS OF AFRICA MUSIC    | ZIMBABWE TELEVISION STORY TELLER | W O R                | K S H                            | O P                   | SAFARI SO GOOD CAFE              | BUSH CAMP GAMES                  | CLOSING     |
| GREEN LEAPING LIZARDS Grade 3-4    | UNDER THE BAOBAB OPENING | ZIMBABWE TELEVISION STORY TELLER | W O                      | R K S                            | H O P                | SAFARI SO GOOD CAFE              | BUSH CAMP GAMES       | JUNGLE TREE HOUSE                | DRUMS OF AFRICA MUSIC            | CLOSING     |
| RED THE BIG CATS Grade 5-6         | UNDER THE BAOBAB OPENING | BUSH CAMP GAMES                  | ZIMBABWE TV STORY TELLER | SAFARI SO GOOD CAFE              | JUNGLE TREE HOUSE    | DRUMS OF AFRICA MUSIC            | W O R                 | K S H                            | O P                              | CLOSING     |

### GROUP ASSIGNMENTS

| SAFARI STATIONS       | MONDAY          | TUESDAY         | WEDNESDAY       | THURSDAY        | FRIDAY          |
|-----------------------|-----------------|-----------------|-----------------|-----------------|-----------------|
| THE DARK CONTINENT    | MONKEY MANIACS  | ROARING LIONS   | LEAPING LIZARDS | THE BIG CATS    | ZANY ZEBRAS     |
| WILD WATER HOLE       | ROARING LIONS   | MONKEY MANIACS  | THE BIG CATS    | ZANY ZEBRAS     | LEAPING LIZARDS |
| JAMMING IN THE JUNGLE | ZANY ZEBRAS     | THE BIG CATS    | MONKEY MANIACS  | LEAPING LIZARDS | ROARING LIONS   |
| SWINGING SAVANNA      | LEAPING LIZARDS | ZANY ZEBRAS     | ROARING LIONS   | MONKEY MANIACS  | THE BIG CATS    |
| BONES OF THE EARTH    | THE BIG CATS    | LEAPING LIZARDS | ZANY ZEBRAS     | ROARING LIONS   | MONKEY MANIACS  |

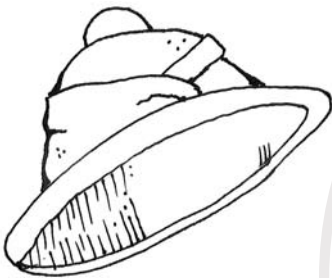




## REGISTRATION TEAM

*James was trying out for a part in a school play. He had his heart set on being in it, though his mom feared he would not be chosen. On the day the parts were announced, James rushed up to her, eyes shining with pride and excitement. "Guess what, Mum," he shouted, "I've been chosen to clap and cheer."*

*Jesus said, "Let the little children be, and do not hinder them from coming to me, for of such is the Kingdom of Heaven." Matthew 19:14*



**This is a team effort.** The job is too big for one person. If there is a tangle at registration, the first day of Vacation Bible School could be delayed as much as 30 minutes. Make name tags and run the registration table the first day.

*Mark registration tables with colors, group names and grades. Students line up at their appropriate table to receive a tag and a pith helmet.*

**PRE REGISTRATION.** Create a registration card to simplify the first day by having name tags prepared. Register through the church newsletter, bulletin and Sunday School take home forms.

**NAME TAGS** give each Safari group a name and color identity. Make tags in colors. To preserve name tags cover with clear contact paper. Pin tags to students using huge safety pins found in most craft stores. Collect tags at day's end and give them to the next Safari Station teacher. Students pick up tags each day at the *Under The Baobab Tree* Opening and meet their new teachers.

**OPTION:** *Oriental Trading Catalog* offers child and grown up **pith helmets**. Print student name across front of the helmet with a black marker. Hats provide immediate name recognition, eliminate need for tags and make great student gifts. Picture taking becomes a special event with everyone in costume. [www.orientaltrading.com](http://www.orientaltrading.com)



## COSTUMES!

*Fear less, hope more; Whine less, breathe more; Talk less, say more;  
Hate less, love more; And all good things are yours – Anonymous*



**STUDENTS:** Costumes consist of a pith helmet and/or name tag. Students wear comfortable summer clothes.

*Group Walking Sticks:* Give each student group one tall walking stick made from a broom stick or small tree branch. Decorate the stick with leather thongs, faux fur, feathers tied to yarn or leather strips, or wood carvings using the group color. The place of honor is awarded to various students as they travel by allowing them to carry their stick.

**TEACHERS:** Wear Safari guide clothes or native African costume.

**Safari:** Khaki shorts and camp shirts. Pith Helmet, binoculars, backpack and mountain boots. Carry walking sticks.

**African Women:** Long, flowing dresses with brightly colored fabric draped over one shoulder, Head wraps, carry baby in fabric back sling, lots of necklaces/bracelets, hoop earrings, upper arm bands. Wear leather sandals or bare feet. Carry walking sticks.

**African Men:** Wear brightly colored African print, simply made shirt with V shaped neckline. Wear dark shorts or slacks with leather sandals or bare feet. African men wear a simple cap called a "kofis".

*Notes:*



## PUBLICITY

### ...BEATING THE JUNGLE BUSHES!

*Tell everyone the good news!*



*Publicity is vital. Be clear and concise. People must know WHAT is going on and WHEN it happens.*

**CHURCH BULLETIN:** Include reminders in the weekly bulletin. Include registration forms.

**CHURCH NEWSLETTER:** Include funny announcements and registration forms in the newsletter. Sample:

ENDORSEMENT FROM TARZAN OF JUNGLE: "GOING BANANAS IS BEST AFRICAN JUNGLE SCHOOL I EVER SAW. COME, HEAR JESUS STORIES, SEE JUNGLE, RUN FROM ANIMALS, SWING IN TREES. EAT FOOD. TELL FRIENDS! TARZAN SAY-YOU WON'T BE SORRY."

**WORSHIP SERVICE GREETERS:** Wear costume. Greet people coming into church. This is a great visual reminder that

GOING BANANAS is about to happen.

**LOCAL NEWSPAPERS:** Take photos of costumed people. Send an article several weeks before GOING BANANAS to insure publication.

**COLORING CONTEST:** Sponsor a coloring contest in Sunday School. Choose one jungle picture. Display. Award prizes.

**VISIT THE PULPIT:** A costumed Safari Team member visits the pastor during announcement time.




**LOCAL TELEVISION:** Ask local television station to report a feature story. This is great publicity and encouragement. Do not assume a crew will NOT come. Call and ask!

**DENOMINATION NEWSPAPERS AND MAGAZINES:** Does your denomination have a communication network? Send pictures and an article. You may be surprised to find your church featured in the next edition. If you are excited, they are excited!

**SIGNS AND POSTERS:** These are the most common forms of publicity. Attach tear off sheets stating basic information.

**CHURCH SIGN:** Place a large sign at the church announcing Vacation Bible School. Place colorful flags, streamers and balloons around the sign. Do the same thing with indoor signs scattered around the church.

**GOING BANANAS! A WILDLY EXCITING SAFARI**  
**VACATION BIBLE SCHOOL.**  
**DATE: TIME:**  
**ALL STUDENTS AGE 4-GRADE 6**  
**WELCOME!**



*Notes:*



## PHOTOGRAPHY

*Every Picture has a Story to tell!*

*Pictures are a wonderful way to remember the work  
and the rewards of a bright, visual week.*

**ENCOURAGE VISITORS** to bring cameras. Amateur photographers usually stand at one side to take pictures and should not disrupt events.

**ASSIGN A CREW** to take digital pictures. Facial close ups are the most popular shots. Add a large group photo of leaders and students.

**VIDEO:** Assign one videographer. Some things can be staged but it is fun to record as events are taking place.

**DIGITAL PHOTOS:** Cell phone pictures are quick and easy. Share the results generously with church family and student families.

*Notes:*





## THE OPENING ...UNDER THE BAOBAB TREE

*In Africa, the Baobab Tree is known as the Tree of Life!*

*“Wisdom is like the baobab tree;  
no one individual can embrace it.”*

*~ East African Proverb*

*Daily fifteen minute Opening. Introduce events, pray, make announcements, collect offering, skits and songs.*

**DIRECTOR:** Become the Great Safari Hunter. Welcome the group.

**DECORATE:** Follow these tips. Imagine how to create a simple African look on stage.

### THE BAOBAB TREE

*What is a baobab tree? It is a timeless symbol dry African regions. Enormous, old baobabs are slow growing. Some are over a thousand years old. Baobabs bear leaves briefly and have white flowers. The woody fruits contain black seeds in a dry white pulp, acidic but refreshing to drink. The base and trunk is huge and is home to many small animals and reptiles. The branches grow high and wide and provide space for many large bird nests.*

### THINK ABOUT IT: MAKE YOUR OWN BAOBAB TREE

1. Draw a wide tree trunk on one side of a refrigerator box or two boxes stacked vertically. Add green paper leaves and white flowers to top branches, if desired. Cut some long grasses/weeds and let them dry in the branches as week progresses.


*Want to add some fun?*

*Cut small round holes in various spots in the trunk and put animal hand puppets out the holes to sing with the group.*

2. Plywood or heavy cardboard: Draw and cut a wide tree trunk and top branches. Cut the tree in half vertically and hinge it with metal hinges or duct tape. This allows the tree to stand independently.



**SIGNS:** Print signs on cardboard. WELCOME TO AFRICA! –GOING BANANAS! –UNDER THE BAOBAB –JESUS IS MY TRAVEL AGENT! Attach the signs to the walls nearest the stage.



**ACCESSORIES:** Add colorful props to the staged African look.

*Rocks:* Place large, smooth rocks around the base of the tree. Most rocks in Africa have a smooth, ancient look. Find rocks in or near streams, rivers or lakes.

*Grass:* Long, brown grasses may be placed loosely near the tree. Consider using a bale of hay donated by a local farmer or long weed grasses from fields or gardens.

*Flowers:* Africa has many blooming flowers. Place live or silk flowers in bloom around the base of the tree.

*Animals:* Place a few stuffed animals, reptiles, birds or lizards near or on the tree. Give this effort a fantasy feel.

**BASKETS:** Stack large, medium and small wicker baskets in one or more corners. Some of the baskets may hold fruits, vegetables or fabric.

**POTTERY:** Large crocks representing water pots may add to the African look. Scatter old metal pots and pans.

**BACKGROUND MUSIC:** Consider using the music of Disney's "The Lion King". Students are familiar with the melodies and the orchestrations on the CD have a lively African feel. Purchase a CD of jungle sounds. Check out: [www.amazon.com](http://www.amazon.com)

**MICROPHONE STAND:** Decorate the microphone stand with silk flowers or ivy vines winding the length of the stand. It's a great jungle touch!

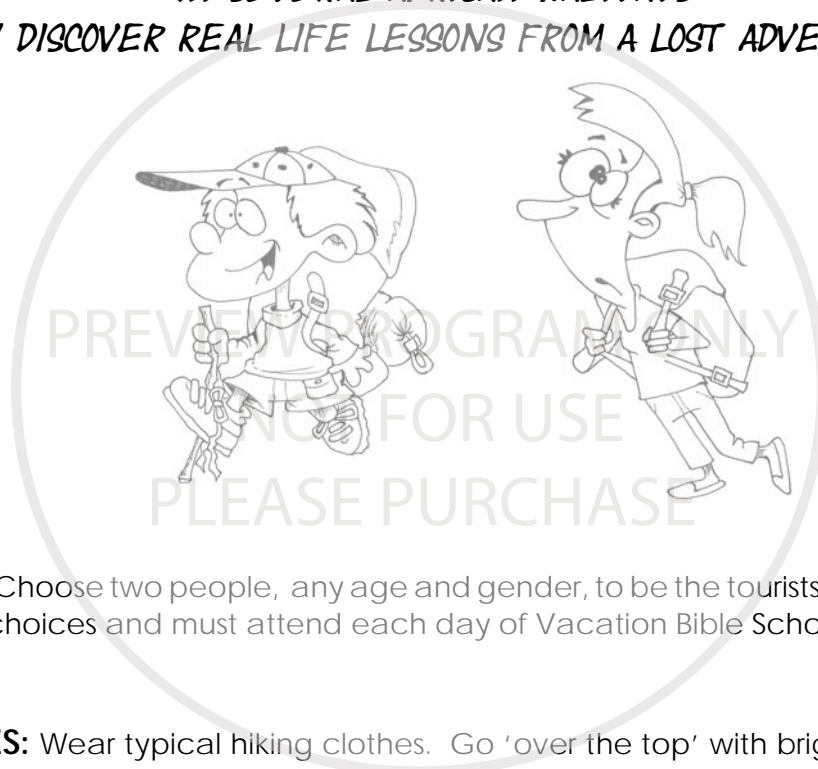
**JUNGLE ANIMAL MASCOT:** Rent a jungle animal costume. Ask a teen or adult to greet students, sing songs, wave and hug. The mascot may wander from station to station to wave and have pictures taken.



## UNDER THE BAOBAB TREE SKITS

*Enter the fun of the African Jungle theme during the Opening. Two tourists become lost in Africa. These vignettes are quick and funny. In the end, the confused tourists learn how to trust God, Jesus the ROCK, to get them out of big trouble!*

**FYI: OUR HAPLESS TOURISTS WILL BE LOST IN SEVERAL AFRICAN HABITATS THEY DISCOVER REAL LIFE LESSONS FROM A LOST ADVENTURE.**



**ACTORS:** Choose two people, any age and gender, to be the tourists. Teens or adults are good choices and must attend each day of Vacation Bible School.

**COSTUMES:** Wear typical hiking clothes. Go 'over the top' with bright colors, crazy visors or hats, sunglasses, heavy facial sun screen. Each person should carry a long walking stick. *(Simple solution: long branch without the leaves.)*

**PROPS:** Each tourist wears a large backpack with camping gear. Follow skit instructions for items tucked inside each backpack.





## DAY 1:

## BAOBAB OASIS

*Two confused, lost tourists enter the staging area from opposite directions. They do not see each other at first.*

**Backpack Gear:** One cell phone, one Bible.

Sam: (Hot and tired - drag onto stage) Finally! An oasis. Water. I need water.

Andy: (Hot and tired-drag onto stage) Finally! An oasis. Water. I need water.

Sam: I got here first. I get the water!

Andy: I have been in the desert longer. I get the water!

Sam: This is beautiful. I never think of an oasis when I think Africa. *(Over dramatic)* I just walked through a jungle of wild animals, snakes in the tall grass, dark trees. A lion chased me across the savannah. I rode a zebra like a pony to escape. I climbed a rocky mountain and I did all that before breakfast. I'm hot. I'm thirsty. I'm dying. *(Hand wearily on head, one eye looking at Andy to see if he is being believed.)*

Andy: That is a good African story but I happen to know there is a very nice city in that direction. By any chance are you trying to impress me with your need for water?

Sam: Depends. Are you buying it?

Andy: No.

Sam: Would you believe I forgot to put a bottle of water in my backpack before I left my hotel this morning?

Andy: I might. I forgot to pack water too. I fully believed there would be roadside stands with fresh fruit and cold water along the safari path. Haven't found one yet.

Sam: None that direction. I'm Sam. And you are....?



Andy: I'm Andy. I'm here on safari for a week. I wandered away from my group and now I'm stuck with a stranger without water on an African oasis. Let's see if we can become a team.

Andy: I don't see anyone else. We both need to be rescued. We have to share the water or flip a coin....

Sam: Let's make it easy and share the water. Then we can use your map to find our way back to the city.

Andy: Map? What map?

Sam: You did bring a safari map in your backpack. Right? Because my safari map is sitting in my hotel room under my water bottle.

Andy: Oh....THAT safari map. Nope. I figured I could just follow the road. And the goat.

Sam: The goat? You followed a goat? No wonder you are lost.

Andy: Well, how did you get here?

Sam: I prayed. And I followed a wildebeest. Did you know wildebeests never have a good day? The crocs keet eating them and here I am...lost in Africa...because wildebeests can't find their safe place.

Andy: You prayed? And ended up here?

Sam: I tell you a story about crocodiles eating my wildebeest guide and the part you remember is that I prayed?

Andy: Old African Proverb: When in trouble, follow a person who prays.

Sam: Let's walk this direction and I will pray: "Dear Lord, get me away from this crazy person."

Andy: Hey! That's not nice. I'm following you! Keep praying! Wait for me!

## EXIT



## DAY 2:

## DEEP, DARK JUNGLE

*Two confused, lost tourists enter the area fighting with each other. Carry backpacks.*

Andy: I resent the fact that you call me crazy and are praying for me to 'get lost'. We are in a deep, dark, African jungle and I am not feeling safe.

Sam: If you would quit being annoying, I would quit praying for escape.

Andy: Rescue! You are supposed to be praying for RESCUE! Focus, friend, focus! We are in trouble here.

Sam: (Looking up and around the area) I believe we have entered a scary place. The jungle has never been my favorite spot. It's too dark and wet and there are big, big spiders.

Andy: My grandfather always says, "If you don't hurt them, they won't hurt you."

Sam: If you don't mind, I will keep praying just in case your grandfather is wrong. God knows where we are and He knows how to get us out of here. Even if I don't know the way, He does.

Andy: You seem to have a lot of faith in God. Are you a crazy Christian?

Sam: Crazy? Maybe. When I pray, God always keeps His promise and answers.

Andy: I would have to see God do some amazing rescuing to believe that. We forgot our water. We forgot our safari maps. Doesn't that mean it is OUR fault we are in the jungle? Maybe God will let us figure out our own rescue...or not!



Sam: Nah, God doesn't work like that. He knows we wander around lost most of our lives. He has made it His business to keep rescuing us all the time.

Andy: What's that? I heard a noise! Did you hear a noise?



Sam: I hear your knees knocking.

Andy: Very funny. I heard a loud noise. Like a lion...or a tiger...or a bear... Oh My!

Sam: Monkey. You heard a monkey screaming for it's mama.

Andy: That's it! Let's get out of here. I see a path over there. If we run, we can get over there fast. I'll get us out of here. I can be our rescue! Follow me!

*Andy runs off stage in a panic.*

Sam: (To audience) My new friend, Andy, doesn't quite understand how God protects His children. We can feel lost in the middle of a crowd but God is with us.

Jesus told a story about searching for one little sheep out of 100. Ninety nine were safe but the shepherd rescued one lost lamb. A lost sheep in the Judean wilderness was doomed. It had no protection and it would be only a short time before the coyotes would attack and kill it. A lost dog might find it's way home, but a lost sheep cannot do that.

Being a lost sheep is like being a lost sinner. The sinner may not even know he is lost but that is the truth. Even when he discovers he is lost he cannot rescue himself. Jesus said no one can come to Him unless the Father pulls him. When we are running from God we are lost and helpless. God will help! After all, He sent Jesus to save us!

Hey! Wait for me. I think you're gonna need me!

Run off stage, following Andy.



## DAY 3:

## DRY DESERT DESSERT

*Two confused, lost tourists. Enter the area dragging backpacks on ground, hot, thirsty and exhausted.*

**Backpack Gear:** One Bible.

Andy: I'm sorry I ran away. I panicked. I was sure there was a way out of the jungle and I thought I could be our hero. Just imagine. The helicopter picks us up. Worldwide television crews put cameras in our faces. After all, it's a miracle! Two lost safari wanderers found in Africa. I couldn't resist.



Sam: And here we are out of the jungle....

Andy: ...and into the desert. Did you know Africa has a huge desert?

Sam: Yeah, and right now I'd be willing to desert the desert for a great dessert. What's your plan?

Andy: Plan? I thought you had a plan. I am willing to follow you. Do you want to pray now?

Sam: I want to see what's in my backpack. (Dig into backpack and pull out a Bible.) Ahh, just what I was looking for. A plan!

Andy: Oh no, not again. First you pray. Now you want a little Bible study. I must be delirious from thirst. By the way, you forget water and the safari map but you bring a Bible?

Sam: Yep, that's what I did. God has a great rescue plan. Even when we don't believe Him, God does not abandon us. I am convinced God has a rescue plan. After all, he rescued Noah from the flood. He traveled with Abraham in a strange, foreign land and the greatest rescue is that God sent His own Son, Jesus. I'm sure two sandy wanderers in a desert is not much of a challenge to Him.

Listen to this: "For God so loved the world that He gave His only Son, that whosoever believes in Him should not perish but have everlasting life." ...with dessert! I added that part. God always gives a little more when He rescues someone!



Andy: A little dessert in a dry desert would be nice. I am beginning to think I should give God a chance to help us. Are you sure God always answers prayer? Even in a desert?

Sam: I know God's Word can be trusted...even when I am lost in a desert. I read story after story in this book that tells me God loves me no matter where I am and nothing can separate me from Him.

Andy: Look! Up ahead! I see huge rocks. If we climb to the top of that mountain we will see beyond and maybe someone will see us waving and rescue us! Come on, let's go.

Sam: I'm following you. If you don't mind, I think I'll just keep praying anyway and consider 'rock waving' our Plan B.

EXIT

PREVIEW PROGRAM ONLY  
NOT FOR USE  
PLEASE PURCHASE



## DAY 4:

## THE REAL ROCK

*Two confused, lost tourists (Sam and Andy – male, female or mix) enter the area waving and shouting for help.*

**Backpack Gear:** One cell phone, one large paper map, one Bible.

Andy: (Waving) Hey! Up here! Help! We are on the rock! Help!

Sam: (Waving) Are you sure this will get us rescued, Andy? We can try it but I see a man with a goat and a water jug way down there on the path and he doesn't seem to see or hear us. (Shout) Hey! Look! We need help!

Andy: (Exhausted) You're right, Sam. No one can see us or hear us. I'm getting really afraid now. We have been to the oasis, beaten our way through the jungle and walked the desert. I was sure standing on a rock would be our rescue.

Sam: (Looking down and stamping foot) A rock. This is just 'a' rock. To be rescued we have to trust in THE ROCK.

Andy: The African heat is getting to you my friend. We can walk on rocks, stand on a rock, make a house out of rocks but never, ever have I "trusted a rock".

Sam: Not 'a' rock, Andy, THE ROCK. JESUS IS THE ROCK! We are not the first people to be lost. We have a way out. Jesus knows exactly where we are. Let me explain it.

Andy: If you do not explain it, I will not understand it. You talk. I will wave.

Sam: It's like Jesus is our folding paper map. We learn about Him and His protection in the Bible. My Bible is important on this trip. I can find our way by reading it...like a paper map.

Andy: The Bible is a pretty old map. I hope someone updated it. Worth a try. Start reading, friend.

Sam: (Open Bible) It doesn't need to be updated. Jesus said, "I am the way, the truth and the life. No one comes to the Father but by Me."

Andy: Oh-kay.....and?



Sam: And that brings us back to trusting in Jesus, the real ROCK. Jesus is the ROCK in a weary land. Jesus is the ROCK of our Salvation. Jesus is the ROCK OF AGES. On Christ the solid ROCK I stand, all other ground is sinking sand, all other ground is sinking sand.

Andy: Sounds like you could write a song!

Sam: It's already been done. Do you get it? Jesus is our help and our solid foundation. Even when we are lost in Africa we are never lost from Him. He's like a GPS. There is an arrow over our heads and Jesus knows where we are. Jesus is like the best cell phone ever invented.

Andy: Even on a rock near a desert, close to a jungle, on the other side of an oasis?

Sam: Yep, even then.

Andy: (Reach in backpack and pull out a cell phone) Hmm, let me think. So you are telling me that to trust in Jesus to rescue us is a lot like my cell phone. I have a GPS App that tells my family where I am at all times. I can call friends for help and I can even call 9-1-1 to come and get me. I bet it even works in Africa with a full battery. Hey look! I have a fully battery!

Sam: Andy!!!! Have you had that phone the whole time? Give that to me!


Andy: I don't hand my phone over to just anybody.

Sam: Give me that thing!

Andy: Ok, ok. Don't get so testy.

Sam: That cell phone, right there, is our answer to prayer.

EXIT





## DAY 5:

## CALLING FOR HELP

*Two confused, lost tourists tossing cell phone back and forth as they run from back of room to stage.*

**Backpack:** One cell phone

Sam: Give me that cell phone!

Andy: Catch it if you can!

Sam: I'm not kidding! Did you see what's down the hill?

Andy: No! Catch it!

Sam: (Pointing) Look!

Andy: (Looking far off) All I see is the desert. And there's the top of the jungle. I see a palm tree way off the hill. There's a cell phone tower. And look! I see a huge bird flying low over the mountain.

Sam: Back it up.

Andy: (Thinking) Cell phone tower? Cell phone tower!!!! I found it. I rescued us! It's a cell phone tower! I don't know why you didn't see it! Cell phone tower! Cell phone! We're alive! We're going to live!

Sam: (Sighing) Stop being so dramatic. I knew we were saved when I read my backpack Bible: "Whoever will call on the name of the Lord will be saved" Romans 10:13 Remember that part about praying when we knew we were lost?

Andy: Oh...yeah...I remember that. I prayed but I didn't think God would actually do anything.

Sam: "Trust in the Lord with all your heart. Lean not on your own understanding. In all your ways acknowledge Him and He will direct your paths." Proverbs 3:5,6



Andy: I get it! I understand! When I pray and trust God, He answers and I am saved! What a great way to live!

Sam: That is living as a Christ believer. My Bible map says, "I know for sure that neither death, nor life, nor...things present...nor height, nor depth, nor any other creature shall be able to separate us from the love of God, which is in Christ Jesus." Romans 8:38, 39

Andy: I believe. Jesus is MY ROCK.

Sam: Time to call for help. (Using cell phone) Hello 9-1-1? We need help.

Andy: (Shouting) Big time.

Sam: We've been lost here in Africa and we need someone to come and rescue us. Oh, you heard about us?

Andy: They heard? It's us! Sam and Andy! Come and get us!


Sam: (Into phone) Yes, we know exactly where the ROCK is. We will meet the rescue team at the ROCK.

Andy: I knew it the whole time. I don't know why you were so worried. Anyone knows that if you pray and depending upon JESUS THE ROCK you get rescued.

RUN TO BACK OF ROOM  
CALLING....WE'RE HERE! WE'RE HERE!  
WE ARE SAVED!

EXIT





## OPEN HOUSE ...FAREWELL TO AFRICA

*Three things in human life are important:*

*The first is to be kind.*

*The second is to be kind.*

*And the third is to be kind.*

*—Henry James*

*Show off the decorated workshops, sing songs and recreate crafts at an OPEN HOUSE. Families wander through GOING BANANAS! A WILDLY EXCITING AFRICAN SAFARI areas, sampling snacks at 'Safari So Good Cafe' and photographing this special event.*

*Costumed teachers and helpers host their work area during Open House.*

Time OPEN HOUSE to get high attendance of parents, church members and friends. If the week ends on Friday, plan a Friday evening program. Do not eliminate students' last day to present OPEN HOUSE. Some churches present the OPEN HOUSE during the Sunday School hour.

### **SAMPLE "FAREWELL TO AFRICA" SCHEDULE:**

- 7:00 P.M. –Welcome and Opening Prayer
- 7:02 P.M. –Director introduces GOING BANANAS theme
- 7:07 P.M. –Student Song
- 7:10 P.M. –Recite scripture verses
- 7:11 P.M. –Students sing the songs of GOING BANANAS
- 7:20 P.M. –Offering
- 7:25 P.M. –Teacher Appreciation
- 7:35 P.M. –Students sing and close in prayer
- 7:40 P.M. –Dismiss group to wander through "Africa" and eat snacks
- 8:30 P.M. –Staff begins clean up



**THE STORY TELLER  
...ZIMBABWE TELEVISION**

*Until the lion has his own storyteller,  
the hunter will always have the best stories!"*

*~ African Proverb*

*This fifteen minute activity provides a story adventure and cooling rest.*



**WHAT IS ZIMBABWE TELEVISION?** Television in Zimbabwe, Africa is not like television in America. Safari tourists enjoy *Zimbabwe Television* after the day's activities. Everyone sits around a campfire and enjoys fun, food and **STORIES** until bed time.

**SHOULD I DECORATE?** *Prepare a quiet room or a shaded outdoor spot. Seat individual student groups around a simulated or real campfire. Large logs surrounding several pillar candles lit for story time give the feeling of a campfire without the danger of a roaring fire and can be set up in indoor or outdoor settings. Battery pillar candles are perfect!*  
**WARNING:** *Any time real candles or fire is present, a fire extinguisher and a bucket of water must be available for emergency use.*

**Costume?** Choose between safari guide and native African dress. Whichever you choose, have fun with the African theme. Stay in character.

**WHO HEARS THE STORY?** *Student groups visit the Story Teller separately for fifteen minutes each day. Preschool Jungle Cubs are scheduled to visit but if the continuing story does not interest them, other stories may be substituted. Jungle Cub preschool teachers may choose to do something else with their group during this time. Talk with the team before Vacation Bible School begins.*

**WHAT STORY SHOULD I TELL?** Our suggested story is **THE JUNGLE BIRD**, a five part Chip and Clare Conley African Adventure available through CLOSE ENCOUNTERS MINISTRIES (1-888-236-5433). NOT AVAILABLE AS DOWNLOAD. As in other Conley Twin stories, our Christian kids solve a mystery. Taking a journey to Africa, Chip and Clare meet a young African who is trying to solve a fearful mystery. Who is The Jungle Bird?





## MUSIC ...DRUMS OF AFRICA

*When the music changes, so does the dance.  
~ African Proverb*

*Fifteen minute daily music session. Student groups sing Christian choruses. Play rhythm instruments. Singing is important to the Swazi people of Africa. They sing songs to mark special occasions or just to pass the time. Some of their songs may only be sung at special times.*

**DECORATION:** Meet in the large group meeting room at *Under The Baobab Tree* OPENING. No additional decoration is needed. If a small music room is used, decorate using simple curriculum ideas.

**COSTUME:** Become a Safari Guide or dress in native African costume.

**INSTRUMENTS:** African music has a unique sound because of primitive rhythm instruments. Recreate the uniqueness by providing instruments like:

DRUMS–BELLS–SHAKERS–SANDPAPER BLOCKS–TAMBOURINES–  
MARACAS–ANY HAND INSTRUMENT AVAILABLE  
+ HAND CLAPPING

*A musical group, STOMP, turns every day items into performance instruments. Copy the style by providing 2 large (clean) garbage cans and large sticks, one large plastic garbage can, 2 metal garbage can lids, broom sticks, etc. Check out: Stomp Live at [www.youtube.com](http://www.youtube.com)*

Ask students to play rhythm instruments while they sing. Ask a few students to play and then switch students or by provide enough instruments for all students.



**MUSIC:** Choose songs with a Salvation message. Use these suggestions or create your own ....DRUMS OF AFRICA music. AVAILABLE ONLINE OR..ASK US!

**GREAT SONGS FOR GOD'S KIDS**, 130 favorites arranged for children's voices, WORD MUSIC,  
My God Is So Great, So Strong and So Mighty, page 7. Thy Word, page 17  
Victory In Jesus, page 46 The Greatest Thing, page 47  
Jesus Loves the Little Children, page 75 Jesus Loves, page 76  
Awesome God, page 78 Shine Down, page 85  
Love Him in the Morning, page 107 No Way! We Are Not Ashamed, page 128

**THE GROUP SONGBOOK**, 105 Hottest Youth Group Songs, Group Books, Group Publishing, Inc.  
Victory Chant (Hail, Jesus, You're My King), page 44. Blindman, page 45.  
I've Been Redeemed, page 64 Here I Am, Lord, page 85  
Be Not Afraid, page 86 When the Spirit Says Move, page 92  
Ah, La, La, La, page 94

**SING A SONG OF SCRIPTURE**, 100 Scripture Song for Kids, Lillenas  
We Were Made to Love the Lord, page 9 Servant of All, page 100  
Seek Ye First, page 103 Sing Hallelujah to the Lord, page 122  
He Is Lord, page 123 Cares Chorus, page 127  
No Mountain High Enough, page 128

**PICK A PACK OF PRAISE**, 50 Songs of Fun and Faith for Kids, arranged by Joseph Linn, Lillenas  
My Heart Is Steadfast, page 3 Yes, Lord, Yes, page 4  
Heart to Change the World, page 27

**THE ULTIMATE PRAISE SONGBOOK FOR KIDS**, 50 Songs, Hymns and Choruses arranged by Joseph Linn, Lillenas,  
What a Mighty God We Serve, page 5 Before the Rocks Cry Out, page 13  
Open Our Eyes, page 15

**ALL THE BEST SONGS FOR KIDS**, 230 Praise Songs, Choruses,  
and children's Favorites for Preschool Through Preteen, compiled by Ken Bible, Lillenas  
Creature Praise, page 76  
Be Strong, page 103 The Butterfly Song, page 127  
I Have Decided to Follow Jesus, page 130 The Trees of the Field, page 191





## GAMES

### BUSH CAMP

*I never knew of a morning in Africa when I woke up and was not happy.”*

*—Ernest Hemingway*

*Fifteen minute daily recreation. Decide what games the recreation team feels comfortable teaching.*

**DECORATION:** Play these games, reminiscent of Africa, in an outdoor area. Choose a grassy spot away from traffic. Fence off the area using rows of brightly colored pennants ([www.OrientalTrading.com](http://www.OrientalTrading.com))

**COSTUME:** Wear safari clothes including pith helmets, khaki shorts and shirts.

**EQUIPMENT:** Collect items needed for individual games. Adjust event rules.

**REWARDS:** Award stickers or small Hershey Kisses.

**BACKGROUND:** African games include skills of physical prowess and simple ball games. Children in large cities have opportunities to play games similar to other world nations.

**WATER RELAY:** (2 large pans, water) Team members carry water in a pan on their heads. Set up a course around a chair. The team with the most water left in the pan is the winner. The goal is not speed but balance. Play this game several times. Getting wet is half the fun!

**SOCCER:** (Soccer ball, goals) Africans love soccer! Two teams play a simple game of soccer where players attempt to kick the ball across their goal without touching it with their hands. Award the winning team a prize.

**FOOT RACES:** Kenyan runners are the world's best marathon runners. Daily life dictates that many of them run everywhere they go. Devise lengthy foot races than can be run, skipped or walked. Award students for silly accomplishments like—First Place, Second Place, Third Place, Last Place, Best walker, Best complainer, Best runner who talked the entire race, Best nature hiker, etc. Have fun making up your own rewards.

**BEAN BAG TOSSES:** Make bean bags. Set up cans, jars, plywood backboards with holes, etc for tossing. Set up stuffed animals on a fence post and knock them over. Students earn points for successful bean bag shots.



**FEED THE ELEPHANT:** The “Elephant” is a huge box cut down on one side. Place a picture of the head of an elephant on the inside back of the box. Place a coffee can or small tupperware container inside the box. Mark off a starting line. Each player gets 10 peanuts in the shell and tries to throw as many as possible into the container.

**AFRICAN DESERT WINDS RACE:** Players, two at a time, line up at the end of a table and blow their peanuts across the top. The first one to blow their peanut over the edge is the winner. You can also play this game on a hard-surfaced floor. Divide players into two teams. The players line up on hands and knees and blow their peanuts across the floor to cross a goal line. The first team to complete the task wins.

**CRACK THE COCONUT:** Tie an inflated balloon to each player’s right ankle as a coconut. At a signal, each player tries to crack the other players’ coconuts by bursting their balloons with his left foot. The last player with an uncracked coconut is the winner. *(This game does NOT work well with preschool students who are frightened of loud noises and would much rather keep their balloons in one piece.)*

**WATER HOLE IN A HOOP:** Place a plastic hoop on the ground. Stand players six or eight feet from the hoop and in turns have each one try to toss wet sponges into the center of the hoop. Experiment throwing soaking wet and wrung out sponges—they bounce differently! The one with the most sponges inside the hoop after five tries wins the game. Don’t forget, getting wet is half the fun!

**SAFARI DICTIONARY:** Write words that relate to a safari and place them in a bag. (Lion, tiger, jeep, camera, guide, tent and canteen.) One player from a team picks a word from the bag and tries to draw its meaning on a large drawing tablet or roll of brown wrapping paper. If the team guesses the word in one minute, one point is scored. If they don’t guess it, no points are awarded and the first player on the other team chooses a word and draws for his or her team. The first team to score 10 points wins.

**ELEPHANT FOOT HOP:** Draw and cut out large cardboard elephant foot prints. Have each player choose a partner and give each pair two feet. (Make as many pairs of feet as necessary.) In each pair there is a hopper and a helper. Starting at one end, the helper places one elephant foot on the floor in front of the hopper, who hops onto it with both feet. The helper then places the other foot a little way ahead and the hopper jumps onto it. This continues until the pair gets to the end of the room. Now players change roles, so the hopper becomes the helper and the helper becomes the hopper. The first pair back to the starting line wins.






**TURTLE EGG OUT:** Have everyone sit in a circle on the floor while music is played. Hand one player a large plastic egg. When the music begins, that person passes the egg to the right to the next player who passes it to the next player and so on. When the music is stopped, the player holding the egg is "out". Keep playing until there is a winner. Open the egg and present the prize inside to the winner.

**FLYING MONKEYS:** Glue one brown and white monkey together. Put this special monkey plus about three dozen plain paper monkeys in the center of an old bed sheet. Players hold onto all sides of the sheet and gently toss the monkeys up and down. At the shout of "Flying Monkeys" the players toss the sheet high into the air, making the monkeys fly. The player who picks up the most monkeys and the one who finds the special two colored monkey are winners.

*Notes:*

PREVIEW PROGRAM ONLY  
NOT FOR USE  
PLEASE PURCHASE





## BUSH CAMP ANIMAL CARE DAY ...PARADE OF THE ANIMALS OPTION: ONE DAY OF RECREATION

*When you rise in the morning, form a resolution to make the day a happy one for a fellow creature.*  
— Sydney Smith

*"You let us rule everything your hands have made. And you put all of it under our power—the sheep and the cattle, and every wild animal, the birds in the sky, the fish in the sea, and all ocean creatures.. Our Lord and Ruler, your name is wonderful everywhere on earth!" Psalm 8:6-9*

**PARADE OF THE ANIMALS** is a fun option for groups who have a number of pet lovers, a local pet store, Humane Society, animal specialist or nearby zoo. Ask owners or keepers to accompany a variety of animals for a visit. Choose one day when live animals visit. Instead of games, the time includes learning about each animal.

*Seat the group on the ground. Welcome them to Animal Day. Introduce each guest and their animal. Ask the guest to talk about their animal and the care required to keep it happy and healthy. Reserve time for students to touch the animals.*

Be aware anything can and will happen when animals are present. Prepare as much as possible for any problem. Communicate with owners. Consider safety of students at all times.

**ANIMAL CARE DAY WELCOME:** We invited people to bring animals they love and care for every day. Today more than ever, animals need us to protect them. Many animal species have become extinct (completely destroyed). Many more are in danger of becoming extinct. When the world loses an animal species, it loses part of its beauty and wonder. How we treat animals does make a difference.

God put us in charge of animals. (Read Psalm 8:6-9). After he created Adam and Eve, he said, "Have a lot of children! Fill the earth with people and bring it under your control. Rule over the fish in the ocean, the birds in the sky and every animal on the earth." (Genesis 1:28 CEV) What a big responsibility and it comes from God Himself!



BIBLE TIPS FOR TAKING CARE OF ANIMALS: (From The Bible Discovery Collection, BIBLE ANIMALS, Bruce B. Barton, D.Min., Tyndale House Publishers, Inc. Wheaton, Illinois, 1992.)

**1. BE KIND.** The Bible reminds us to respect all of God's creation just as we respect Him. Proverbs 12:10 says, "A good man is concerned for the welfare of his animals."

**2. TAKE GOOD CARE OF ANIMALS YOU OWN.** There is wise advice for animal care in laws that God handed down to His people. His laws point out that those who own animals are responsible for them.

**3. TAKE CARE OF ANIMALS' HOMES.** God provided each kind of animal with a home and these homes belong to God. "The earth belongs to God! Everything in all the world is his!" (Psalm 24:1). God created each animal so that it could take advantage of its environment. God made camels, mountain goats, and even grasshoppers so that they could survive in hot, dry habitats. We should leave natural homes of animals undisturbed. When we take animals out of their natural homes, they cannot survive.

**WHAT KIND OF CARE DO OUR PETS NEED?** Food, water, exercise, protection, a place to sleep, veterinary care, love.....name a few more!

**PARADE OF THE ANIMALS:** When asking owners and animals to participate, consider a few rules:

1. The animal must be accompanied by its' owner at all times.
2. The animal must be child friendly--or viewed from a safe distance.
3. The animal must be in a cage, kennel, tank or corral or on a lead.
4. Be prepared for easy clean up. Paper towels, basket, garbage bags,

*Providing a large number of animals creates excitement. Look for many people willing to visit. Here are some animal suggestions:*

**Small Farm Animals:** calf, chickens, roosters, duck, piglets, rabbits, lamb

**Large Farm Animals:** cow, donkey, goat, sheep, horse, pig

**Zoo/Pet Shop Animals:** large birds, petting zoo animals, rodents, insects

**Domestic Animals:** dogs, cats, puppies, kittens, hamsters, gerbils, rabbits, birds

Interview as many owners as possible in the few minutes allotted. Ask basic information about animal, care and feeding, joys and sorrows and other appropriate information. If the animal has special skills, allow the owner to demonstrate.



## SNACK TIME

### ...SAFARI SO GOOD CAFE'

*"A man doesn't go far from where his corn is roasting."*

*~Nigeria*

*Every great Vacation Bible School needs a memorable snack time. Create a fifteen minute stop to a roadside jungle cafe with delicious African styled foods served in abundance.*



**DECORATION:** Serve snacks indoors or outdoors on card tables decorated with colorful plastic table cloths and wildflower centerpieces. Place large green plants nearby with jungle animal pictures peeking through the plants. Add small African touches like driftwood, jugs, benches, old pots and pans, drums, banana trees, monkeys and jungle birds. Purchase a CD of jungle sounds played in the background.

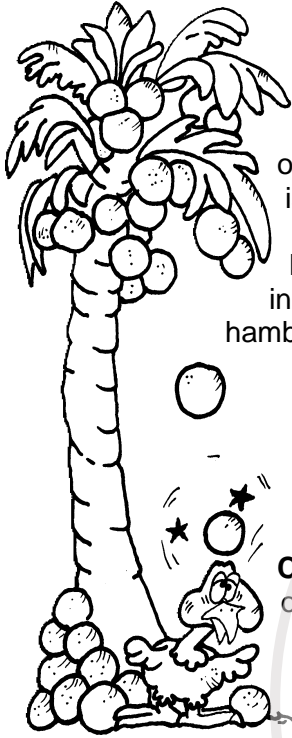
**COSTUME:** Wear colorful African dress. Long cotton dresses or fabric draped to the floor, a white cotton t-shirt under the fabric with one shoulder of the tee showing. Wrap head in colorful fabric and wear large pieces of jewelry including lots of bangle bracelets. Footwear should be sandals or bare feet.

**RECIPES:** Give the African menu an authentic touch by naming each dish appropriately. Have fun with the foods and the way they are prepared. Use the recipes suggested or search your cook book for appropriate dishes. All desserts in Africa are called "Pudding". Carbonated fruit drinks are very popular and are usually green. Coca Cola is known all over Africa and soda is generally called PAP.

**A GENTLE SUGGESTION TO THE CREW:** Do not provide alternative "safe" snacks for students who refuse to try unique menu items. Serve sample portions with a spirit of safari adventure. Most students take a "no thank you" helping. Refill when students want more. Do not be held hostage to bad attitudes. Complainers become enthusiastic telling everyone they tried something new. Say, "No problem! I'm sure there will be lunch as soon as you get home." The only exception should be for students with special health concerns. Parents make desires known when the student arrives.



# SAFARI RECIPES



**BAR-B-Q:** South Africans enjoy outdoor bar-b-q's. They use every available opportunity to cook on their backyard stoves. Many recipes are appropriate. This is a fun sandwich most kids love. Or, use your favorite "sloppy joe" recipe.

Brown hamburger with onions (diced) and flour. Drain. Add remaining ingredients. Simmer over low heat for one hour. Place some of the mixture on a hamburger bun. Serve with chips and jello salad.

|                        |                    |
|------------------------|--------------------|
| 2 lbs. Hamburger       | 1/4 c. Brown sugar |
| 2 med. Onions          | 1 can corn beef    |
| 2 T. Flour             | 1 T. Chili powder  |
| 1 small bottle ketchup | 1 T. Vinegar       |

**CORN CAKES:** Make corn bread using a grocery store box mix or use this original recipe:

|                       |                    |
|-----------------------|--------------------|
| 2 cups corn meal      | 2 t. Baking powder |
| 1 kitchen spoon flour | 1 t. Melted butter |
| 2 eggs                | Milk               |
| 1 t. Salt             |                    |

Beat eggs, add meal, flour, salt, baking powder and butter. Add enough milk to make a thin batter. Pour out onto a hot griddle and flip to other side when brown. Good with butter and syrup.

**BUNNY CHOW:** The real African recipe is 1/4 loaf of bread hollowed out and filled with curry. Why not create a special GOING BANANAS version using more common ingredients. Hollow out a large round loaf of rye bread (or any flavor of your choice). Fill the inside with a mixture of sour cream, package of ranch dressing and thawed frozen spinach. Students may take a spoonful of dip and pieces of bread..

**GROENTE:** An African dish of vegetables. Mix fresh or frozen vegetables together and serve with corn cakes.

**MONKEY GLAND SAUCE:** Any sweet and spicy sauce served with steak. Instead of steak, serve french fries with the sauce.

**MONKEY BREAD:** Everyone loves these sweet little treats. Easy to make and fun to serve.  
 4-7.5 oz. Buttermilk Biscuits (found in dairy case)  
 3/4 c. Sugar  
 1 T. Cinnamon



Cut biscuits into 1" squares, put sugar and cinnamon in zip lock bag. Shake 12 pieces at a time. Put pieces in an ungreased bundt pan. Between layers, sprinkle nuts, raisins or leave as is.

- 1 1/2 sticks butter
- 1 1/2 T. Cinnamon
- 1 c. Sugar and remaining sugar/cinnamon mixture

Melt butter and add sugar and cinnamon. Pour over biscuits. Bake 30-40 minutes at 350 degrees. Remove immediately from pan.

**NIKNAKS:** Cheese snacks (like cheese doodles). Serve Cheese doodles with Monkey Gland Sauce or potato chip dip.

**SPIDER WEBS:** Use the following traditional FUNNEL CAKE recipe. Guaranteed to be a big hit with kids and adults! Yum!

*Two beaten eggs added to 1 1/3 cups milk. Stir into bowl with 2 cups flour, 4 T. Sugar, 1/2 t. Salt, 1 t. Baking powder and 2 t. Baking soda. Beat well.*

*Heat 2-3" oil in large frying pan or iron kettle. Place a ladle of batter into a funnel, holding the front finger over the small hole. With the funnel over the hot oil, remove finger and let the batter fall in rings. (Batter may also be drizzled into oil from a measuring cup.) Turn with a fresh fork when the rings rise and when both sides are brown. Take them out. Dust with powdered, granulated or cinnamon sugar. Take to the table while hot.*

**OSTRICH EGG SALAD:** Make your favorite egg salad recipe. Serve on a bed of lettuce with thin rounds of carrot over the salad. Add a few pieces of pepperoni. Or, serve as a sandwich.

**MONKEY SALAD:** Peel and slice bananas into a small dish, alternating with raisins and peanuts. Top with shredded coconut.

**LUNCH ON A STICK:** Give each student a skewer. Have them place lunch items on their skewer. These can be broiled over an outdoor grill or broiled in the oven. If easier, prepare the skewers for each group.

- |                        |                 |
|------------------------|-----------------|
| Cubed hot dogs         | Cherry tomatoes |
| Wedges of green pepper | Mushrooms       |
| Pineapple cubes        | Pepperoni slice |

**SAFARI SURPRISE:** Fill brown lunch bags with different kinds of sandwiches and fruit or cookies. Label each bag with a question mark. Put the bags on the table and let the students hunt for their lunches. They may be in for a surprise. Of course, guests may swap their lunches. Choices include bologna, peanut butter, cheese, egg salad.



**ELEPHANT CRISPIES:** Butter the bottom and sides of a 9 x 13 inch baking pan and set aside. Place marshmallows, butter or margarine and peanut butter in a large saucepan over low heat. Stir until all ingredients are melted together. Remove from the heat. Pour in the rice cereal and stir gently to combine all ingredients. Pour this mixture into the buttered pan and press down with a spoon. Cool. Cut into squares.

|                               |                             |
|-------------------------------|-----------------------------|
| 4 Cups miniature marshmallows | 1/3 cup butter or margarine |
| 3/4 cup peanut butter         | 5 cups crispy rice cereal   |

**GIRAFFE GINGERBREAD:** Sift dry ingredients. Cream shortening, sugar, egg and molasses. Add dry ingredients alternately with hot water. Beat well. Make in greased 9 x 13 pan for 40 minutes at 350 degrees. Serve with whipped cream or vanilla ice cream.

|                |                                |
|----------------|--------------------------------|
| 2 1/2 c. Flour | 1/2 c. Margarine or shortening |
| 1 1/2 t. Soda  | 1/2 c. Sugar                   |
| 1/2 t. Salt    | 1 egg                          |
| 1 t. Cinnamon  | 1 c. Molasses                  |
| 1 t. Ginger    | 1 c. Hot water                 |

**HOMEMADE BREAD:** Serve with butter or margarine and honey.

**CONGO APPLE CAKE:** Make your favorite apple cake recipe or use a boxed mix. Top with a mixture of:

|                    |                     |
|--------------------|---------------------|
| 2 c. Brown sugar   | 1 T. Oleo           |
| 2 heaping T. Flour | 1/2 c. Chopped nuts |
| 1 t. Cinnamon      |                     |

**LION PIE:** (Hamburger Pie) Heat oven to 350 degrees. Mix meat, 1 1/3 c. Of Potato Buds (dry), the egg, salt, pepper, onion, catsup and milk. Spread in ungreased pie pan. Bake uncovered 35-40 minutes. Prepare remaining potatoes as directed on package for 4 servings. Top baked meat loaf with mashed potatoes; sprinkle with cheese. Bake 3-4 minutes or until cheese melts. 4-5 servings.

|                   |                                      |
|-------------------|--------------------------------------|
| 1 lb. Ground beef | 1 T. Instant minced onion            |
| Potato Buds       | 1 c. Catsup                          |
| 1 t. Salt         | 1 c. Milk                            |
| 1 egg             | 1/2 c. Shredded sharp cheddar cheese |
| 1/8 t. Pepper     |                                      |

**AFRICAN OVEN FRIED POTATOES:** Cut and arrange potato wedges, peeled side down, in baking dish. Mix remaining ingredients and brush over potatoes. Bake in oven at 375 degrees for 45 minutes.

|                            |                            |
|----------------------------|----------------------------|
| 8 large, unpeeled potatoes | 1 t. Garlic powder or salt |
| 1/2 c. Oil                 | 1/2 t. Paprika             |
| 2 T. Parmesan cheese       | 1/4 t. Pepper              |



**BANANA SPLIT SALAD:** Make a graham cracker crust and press into a 9 x 13 pan. Mix 1/2 c. Soft butter, 2 eggs, and 2 c. Powdered sugar. Pour over crust. Slice 4 bananas in wheels. Dip in pineapple juice and place over filling. Cover bananas with 1 large can crushed pineapple (drained). Chop 10 maraschino cherries and place over pineapple. Cover with 1 large container of Cool Whip. Sprinkle with cherries and nuts.

**AFRICAN WEDDING SOUP:** Cook 2 boneless chicken breasts (skinless) in a soup pot with:

|                       |                          |
|-----------------------|--------------------------|
| 1/2 c. Parsley        | 1/2 c. Chopped onion     |
| 1/2 c. Chopped celery | 2 chicken bouillon cubes |

Take chicken out and chop up and put back in. Add 1 head chopped endive and 1 grated carrot. Make tiny meatballs the size of a marble and brown. Add to broth. Beat 2 eggs and 3/4 c. Grated Parmesan cheese. Stir into broth and simmer 15 minutes.

**WATCH WHERE YOU STEP COOKIES:** (No Bake Cookies) Mix first 5 ingredients. Bring to a boil. Boil for 1 1/2 minutes. Remove from the stove and add peanut butter and Quick Oats. Stir and drop by spoonfuls on wax paper. Put newspaper under wax paper.

|                |                      |
|----------------|----------------------|
| 2 c. Sugar     | 1 t. Vanilla         |
| 2 T. Cocoa     | 1/2 c. Peanut butter |
| 1 stick butter | 3 c. Quick Oats      |
| 1/2 c. Milk    |                      |

**ANTS ON A LOG:** Cut top and bottom off celery bunch. Wash and dry stalks. Fill each one with peanut butter or cream cheese. Put 4 or 5 raisins on top.

|                               |             |
|-------------------------------|-------------|
| 1 bunch celery                | 1 c. Celery |
| Peanut butter or cream cheese |             |

**ICE CREAM IN A BAG:** large zip lock bag, small zip lock bag, 2 trays of ice cubes, 6 T. Salt, 1/2 cup milk, 1/4 t. Vanilla, 1 T. Sugar.

*Fill the large bag half full of ice. Sprinkle salt on top of the ice. In the small bag, mix together milk, vanilla, sugar. Seal bag tightly. Place small bag inside large bag. Seal the large bag. SHAKE the bags until the ice cream forms. Ice cream is ready to eat in about five minutes.*

**DIPPY BANANAS:** Melt chocolate chips mixed with heavy cream in a double boiler or fondue pot. Slice bananas into circles. Use forks or skewers to dip banana into the chocolate. Roll in crushed nuts or coconut. Leaders dip for younger students. Other fruits and snacks to use: cherries, pineapple, apple slices, marshmallow, angel food cake.





## JUNGLE TREE HOUSE ...RESCUED IN THE JUNGLE

*It is the heart that makes a man rich. He is rich according to what he is, not according to what he has.*

*—Henry Ward Beecher*

*Visiting a tree house is special even if the tree house is inside a classroom. Make the experience as much like visiting a treetop jungle home as possible. Talk about Jesus and salvation while students make a small memory verse keepsake.*



**JUNGLE TREE HOUSE COSTUME:** Safari guide.

**JUNGLE TREE HOUSE DECORATIONS:** Turn an empty room into a simple tree house.

**Optional items:** *Wooden table, benches, wooden bowls, utensils, bowls of fruit, stuffed jungle animals, nuts and potatoes, woven mats, straw broom, baskets, rolled bedding, green plants, lanterns, fresh flowers in jars or tin cans, ropes hanging from ceiling, hay bales. Free standing canopy.*

*Decorate the walls with hanging vines. Frame existing window frames with handmade cardboard frames resembling thatched hay or old pieces of wood. Lean an old ladder against one wall or make a rope ladder to hang on the wall. Light the room with small lamps placed on the floor.*

Place one or two tables (no chairs) at one end of the tree house. This is where the paper projects are completed.

**DAILY THEMES:** Print the theme titles on large construction paper leaves. Sprinkle lightly with glitter. Place the day's leaf on the tree house wall as students enter.



**SCRIPTURE VERSES:** Some verses are designed to memorize and others are discussed during the activity. Print all verses (memorization and discussion verses) on various homemade paper jungle symbols—flowers, leaves, monkeys, birds, etc.

*Use a black marker. Make each symbol very large. It's a great way to decorate the walls as well as have the week's teaching points at your finger tips.*

**JUNGLE TREE HOUSE TREATS:** If desired, provide a variety of jungle snacks. Popcorn, candy circus peanuts, raisins, m&m's, granola mix, chex mix, pretzels, cheese curls, etc. This is not necessary but may excite students as they plan to visit the tree house.

**JUNGLE TREE HOUSE ACTIVITIES:** Students visit the Jungle Tree House for a short lesson about salvation. The gospel is presented in a nonthreatening atmosphere. Students are given opportunity to accept Christ at the end of the week.

*Students learn a scripture verse and make a construction paper symbol. Use the patterns provided or design your own paper symbols. Preprint the verse on the symbol for non reading students. Older students print their verse using black markers.*


**MATERIALS NEEDED:** Make several posterboard patterns which students then trace on the paper color of their choice. Cover patterns with clear contact paper so all classes have sturdy patterns to trace. Provide a variety of construction paper colors, pencils, black markers, glue sticks, scissors and glitter sticks or glitter spray.



## MONDAY:

### LOVE AND PEACE IN THE JUNGLE OF LIFE

**STUDENT MATERIALS:** Heart and flower patterns. Construction paper, markers, pencils, glue sticks, scissors and glitter sticks or glitter spray.



Welcome to The Jungle Tree House! We enjoy simple, jungle life here. Come and experience life in the tree house. While we learn about beginning our Christian life, let's learn words from the most important book in the world, the Bible.

God loves you and has a wonderful plan for you. He wants to take away bad things and fill our lives with love and peace. Life goes so much better when we journey through the jungle of life experiencing love for God and love for people. Peace is something people everywhere around the world want.

Listen to God's Word:

*"...we have peace with God through our Lord Jesus Christ." Romans 5:1*

*"For God so loved the world that He gave His only begotten Son, that whoever believes in Him should not perish but have everlasting life." John 3:16*

John 3:16 is often called "The Gospel (Good News) in a Nutshell". (Just for fun, print this verse on a tiny rolled up piece of paper and insert into an empty peanut shell. Pass out one peanut to each student. Let them open their peanuts, the student with the verse inside gets to read it—and gets another peanut too!) If all of God's Word was lost and only this verse remained, we would be able to get to heaven. This verse tells us all we need to know about becoming a believer in Jesus.

Don't forget God's perfect plan has always included peace, love and life. Let's make a peace and love symbol with an important message from God.

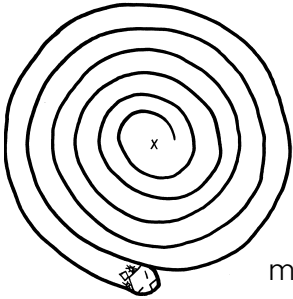
**"...WE HAVE PEACE WITH GOD THROUGH OUR LORD JESUS CHRIST." ROMANS 5:1**

*As students trace patterns and glue pieces together, memorize the words of the verse. Be sure names are printed on the back of each project.*



## TUESDAY:

### THERE'S A SNAKE IN OUR JUNGLE GARDEN



**STUDENT MATERIALS:** Snake circle pattern, construction paper, string (6-8" per project), markers, pencils, scissors, glitter sticks or glitter spray.

Welcome to The Jungle Tree House! Yesterday we discovered that God's plan for us is to experience peace and love and life. Do you remember the very important message from God we learned?

*"...we have peace with God through our Lord Jesus Christ." Romans 5:1*

Today, I have bad news, very bad news! There's a snake in our jungle tree house. I think we're safe. He seems to be concentrating on something else for the moment. Why are we afraid of that old snake?

There was a snake in the Garden of Eden. The Bible says, "The serpent was the craftiest of all the creatures the Lord God had made. So the serpent came to Eve. 'Really?' he asked. 'None of the fruit in the garden? God says you mustn't eat *any* of it?'" Genesis 3:1 TLB He was tricky and Adam and Eve fell for his lies. God gives us the choice to serve and love Him or to go our own willful way. When we choose to disobey God we are separated from Him. He cannot stand to be near sin.

God's Word says:

*"For all have sinned and fall short of the glory of God." Romans 3:23*

*"For the wages of sin is death, but the gift of God is eternal life in Christ Jesus our Lord." Romans 6:23*

People try to deny they sin. "Oh, you don't know my little brother. Why, anybody would kick him under the table!" "I didn't sin. I just whispered a few bad words—and no one even heard the words I said." "Me? Sin? I've never done anything bad in my life!" The entire time we are denying our sins, we are not living God's plan for us, peace, love and life.

We're going to make our own "snakes in the tree house" with a verse ("For all have sinned...") to remind us that God says everyone has sinned and fall short of the wonderfulness of God. Color and cut out a coiled snake

*Poke a hole in the center and attach a string vertically through the hole. The snake should uncoil.*

WEDNESDAY:  
JESUS CAME TO THE JUNGLE

**STUDENT MATERIALS:** *Cross and Heart book mark pattern, construction paper, markers, pencils, scissors, glitter sticks or glitter spray.*

Welcome to The Jungle Tree House! What a wonderful week we are having in our tree house. Let's remember God's messages:

*"...we have peace with God through our Lord Jesus Christ." Romans 5:1*  
*"For all have sinned and fall short of the glory of God." Romans 3:23*

There is great news. Jesus came to our jungle. He left His rightful place in heaven and came to tell us God loves us. Believing in Jesus is the only way to heaven. God's Word says it. Jesus said it often.

Folks try all kinds of ways to get to heaven. Some people do good things for poor families or give money to worthy causes. Others go to church every week—some go every day! There are smart people who study books to feel closer to God. Others live good, honest lives. These things are terrific but they don't lead anyone to heaven.

*"There is a way that seems right to man, but in the end it leads to death."*  
*Proverbs 14:12*

*"But your sins have separated you from God; and your sins have hidden His face from you, so that He will not hear."*  
*Isaiah 59:2*


The only way to know God is through Jesus Christ. Jesus died on the Cross and rose from the grave, paying the price for our sin.

God's Word says:

*"But God shows His own love for us in this: While we were still sinners, Christ died for us."*  
*Romans 5:8*

God provided the only way and we must make the choice. Believe in Christ or don't believe in Christ. Let's make a cross and heart book mark today to remind us of our choice.

**"I HAVE COME THAT THEY MAY HAVE LIFE  
AND THAT THEY MAY HAVE IT MORE ABUNDANTLY."  
JOHN 10:10B**



## THURSDAY: JESUS IS THE KING OF THE JUNGLE

**STUDENT MATERIALS:** Construction paper, markers, pencils, scissors, glitter sticks or glitter spray. Students make their personal HAND PRINT.

Another day is dawning in The Jungle Tree House and we get to be together. Let's review what we learned about God's Good News.

*"...we have peace with God through our Lord Jesus Christ." Romans 5:1*  
*"For all have sinned and come short of the glory of God." Romans 3:23*  
*"I have come that they may have life and that they may have it more abundantly."*  
*John 10:10b*

Good News everybody! Jesus is the King of the Jungle! He's in control of the universe and everything in it—including us. God's Word says it's true. I see answers to prayer everywhere I go. We trust Jesus and receive Him by personal invitation.

God's Word says:

*"...if you confess with your mouth the Lord Jesus and believe in your heart that God has raised Him from the dead, you will be saved." Romans 10:9*

Here's how to ask Jesus into your life: (Print each phrase on a large paper jungle leaf.)

1. ADMIT YOUR NEED. I am a sinner.
2. BE WILLING TO TURN FROM YOUR SINS. Repent.
3. BELIEVE JESUS DIED FOR YOU ON THE CROSS AND ROS FROM THE GRAVE.
4. THROUGH PRAYER, INVITE JESUS TO COME INTO YOUR LIFE.

Let's pray: "Dear Lord Jesus, I know that I am a sinner and need Your forgiveness. I believe that You died for my sins. I want to turn from my sins. I now invite You to come into my heart and life. I want to trust and follow You as Lord and Savior. In Jesus' name. Amen."

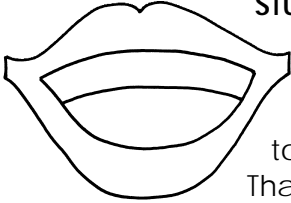
If you want this prayer to be the response of your love for God, join the large crowd of people who have come before you. Stand up and be counted for Christ. **Make your personal hand print and place it on the wall of The Jungle Tree House.**

VERSE FOR HAND PRINTS:

JESUS SAID: "COME UNTO ME." MATTHEW 11:28



## FRIDAY: JOY IN THE JUNGLE



**STUDENT MATERIALS:** *Patterns for lips, white construction paper, pink, red, black markers, pencils, scissors, glitter sticks or glitter spray.*

This is our final visit to The Jungle Tree House. There's real joy in this tree house today. It's hard to keep your feet on the ground when you live in a tree house. That reminds me of something Jesus said, *"There is joy in the presence of the angels of God over one sinner who repents."* Luke 15:10

**Joy!** What a wonderful word! When we accept Christ as our Savior, we are headed for heaven. The best part is that I don't have to earn salvation. Jesus gave it to me because He loves me. Remember God's perfect plan for us?—Peace, love and life. Now we have God's gift!

*"For it is by grace you have been saved, through faith—and this is not from yourselves, it is the gift of God—not by work, so that no one can boast." Ephesians 2:8-9.*

Are you feeling a little catch in your throat? Is joy welling up in your chest? Is thankfulness filling your heart? That's Ephesians 2:8-9! Let's review the verses we learned.

*"...we have peace with God through our Lord Jesus Christ." Romans 5:1*

*"For all have sinned and fall short of the glory of God." Romans 3:23*

*"I have come that they may have life and that they may have it more abundantly."*

*John 10:10b*

*"Come unto Me." Matthew 11:28*

Once we accept Jesus, learn more about Him.

(Print phrases on large paper jungle leaves.)

1. READ YOUR BIBLE EVERY DAY.
2. TALK TO GOD. PRAY EVERY DAY.
3. TELL OTHERS ABOUT CHRIST.
4. GO TO CHURCH. LEARN ABOUT JESUS.
5. LOVE OTHER PEOPLE.


Let's make a reminder of the goodness of God's love. Print this verse on your lips:

**"FOR WHOEVER CALLS UPON THE NAME OF THE LORD WILL BE SAVED."**

**ROMANS 10:13**



Enlarge these pattern samples to any size desired.  
Make one of each item for each student.





## SAFARI STATION TEACHER TIPS



*“Every child is one caring adult away from being a success story.”*

*~ Unknown*

*Each Safari Station represents a habitat where exotic animals live. Students enjoy an African activity, memorize a verse, hear a Bible story and complete a craft. Each day student groups visit a different station for 45 minutes. Teachers and helpers accompany their group of the day to all activities.*

- SAFARI STATION #1: THE DARK CONTINENT, Shine, Jesus, Shine  
SAFARI STATION #2: WILD WATER HOLE, The Meeting Place  
SAFARI STATION #3: JAMMING IN GOD'S JUNGLE, The Map  
SAFARI STATION #4: SWINGING SAVANNA, Love Others  
SAFARI STATION #5: BONES OF THE EARTH, Prayer

**DECORATE:** Follow curriculum suggestions or design decorations to create African environments. Borrow appropriate items. Make decorations from construction paper, poster board and cardboard.

**COSTUME AND CHARACTER:** Follow curriculum suggestions, borrow, rent or make costumes.

**MEMORY VERSE ACTIVITY:** The goal is to teach a scripture verse. Shorten the verse for young students. If a better game, story or activity is appropriate, use it.

**BIBLE STORY:** The Bible is rich with stories involving animals. Students must be seated and quiet. Ask questions to keep everyone involved. Simplify material for younger students. Older students may read scripture and participate in discussion.

**CRAFT:** Reserve one corner to complete a craft keepsake. The project must be completed in one session. Divide craft parts into kits. As students take their places in the craft area, place everything they need in front of them. Ask helpers to assist younger students. Change the project if you find something easy and appropriate.




OPEN HOUSE. Students not attending Open House may take their completed project home any time.

TIME USE: Students must complete their Safari Station activities in one session. If all suggested activities cannot be completed comfortably within the 45 minutes allotted, choose the most important and eliminate the rest.

*Notes:*

PREVIEW PROGRAM ONLY  
NOT FOR USE  
PLEASE PURCHASE





## SAFARI STATIONS AT A GLANCE

*You never know when you're making a memory.*

*—Rickie Lee Jones*

*Each Safari Station describes how Christians are people who know and honor the Lord. Students visit stations led by safari guides who blend African fun into exciting memory verses and Bible stories.*

### SAFARI STATION #1: THE DARK CONTINENT...SHINE, JESUS SHINE

**MEMORY VERSE:** Isaiah 9:2 *"The people who walk in darkness will see a great light; those who live in a dark land, the light will shine on them."*

**BIBLE STORY:** PAUL AND THE SNAKE

**CRAFT:** Choose a craft from curriculum suggestions..

### SAFARI STATION #2: WILD WATER HOLE...THE MEETING PLACE

**MEMORY VERSE:** Matthew 4:19 *"Jesus said, 'Follow Me and I will make you fishers of men.'"*

**BIBLE STORY:** FISHERMEN LEAVE THEIR NETS

**CRAFT:** Choose a craft from curriculum suggestions.

### SAFARI STATION #3: JAMMING IN GOD'S JUNGLE...THE MAP

**MEMORY VERSE:** Psalm 119:105 *"Thy Word is a lamp unto my feet and a light unto my path."*

**BIBLE STORY:** PHILIP AND THE AFRICAN

**CRAFT:** Choose a craft from curriculum suggestions.

### SAFARI STATION #4: SWINGING SAVANNA...LOVE OTHERS

**MEMORY VERSE:** John 13:34 *"...Love one another as I have loved you...."*

**BIBLE STORY:** THE GOOD SHEPHERD

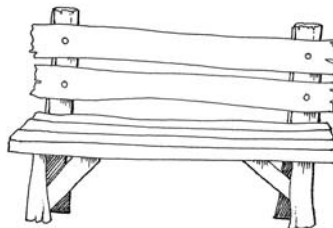
**CRAFT:** Choose a craft from curriculum suggestions.

### SAFARI STATION #5: BONES OF THE EARTH

**MEMORY VERSE:** I Peter 5:7 *"Casting all you cares upon Him because He cares for you."*

**BIBLE STORY:** DANGEROUS DAN-THE PRAYIN' MAN

**CRAFT:** Choose a craft from curriculum suggestions.



## SAFARI STATION CRAFT IDEAS

*Choose a craft to complete with each small group. Pick easy options for the youngest students. Remember that even though older students can complete more complicated projects, they have a short time to finish.*

*A separate daily Craft area  
can be included in the schedule.*

*Adjust the Safari Stations to 30 minutes  
and add one 15 minute Craft Station.*

### **S&S arts and crafts**

For a current master catalog, call 1-800-243-9232. (Free)  
Order online at: [www.ssw.com](http://www.ssw.com)

This company offers a wide variety of craft projects for every age group. Great quality and prices!



### **Oriental Trading Company**

For a current catalog, call 1-800-228-2269. (Free)  
Order online at: [www.orientaltrading.com](http://www.orientaltrading.com)

This well know company offers a mixture of fun gifts, crafts and decorations. Great prices for groups!



## CRAFT IDEAS

*These are recommendations from two friendly, easy order sources. They may or may not be available when ordering. Substitute other projects as desired. Another option is to choose local craft store projects or homemade projects created by local helpers.*

### S&S Arts and Crafts

[www.ssw.com](http://www.ssw.com)

ANCIENT CULTURE DESIGN POSTERS CRAFT KIT. Beautiful poster designs that help remind students of African culture. Heavy index stock, includes 5 each of 5 designs, non toxic markers and instructions. 11" x 14". GP-184 Pack of 25 \$19.99 Prices may change

*Option: Let students print the day's scripture verse around the edge of the design or pre print the verse and let them glue to the completed project as a take home keepsake.*

BASKETS: RAFFIA BASKET CRAFT KIT. Weave oval basket form with assorted color raffia. 4 1/2" diameter at the base. WE612X Pack of 24 \$31.99 Prices may change

*Option: There are several basket options to choose. See which fits your group best.*

TABLE COASTERS: TINY TILE COASTERS CRAFT KIT. Easy, simply glue tile into place. Includes tiny tile, precut wood coasters, non toxic glue and instructions. Finished project measures 3 1/2" square. GP889 \$32.99 Pack of 16 Prices may change.

*Option: There are several types of coaster crafts offered.*

*Use black permanent marker to print scripture verse around edge.*

*(Hint: parents say they keep this forever.)*

ANIMAL CRAFTS: FLEXIBLE WOOD CROCODILE CRAFT KIT. Croc wiggles like the real thing. Hinged spoine bends and flexes. Includes paint and brushes. 7" L x 1 1/2" W GP2041 Pack of 12 \$36.99 Prices may change.

SAND DOLLAR NECKLACE CRAFT KIT. Create a necklace inspired by sand dollars! Easy to make with modeling compound and shells. Everything you need is included. GP1365 \$47.00 Pack of 48 Prices may change.

CHRISTIAN CRAFTS: CHRISTIAN SHAPED UNFINISHED WOOD PENDANTS. All ages! Cross, Dove and Angel. Smooth wood to personalize. Top centered holes measure 3mm for easy stringing with cording or hanging with jump rings. BE1385 Pack of 50 \$10.99 Prices may change

SPARKLING TILE CROSS CRAFT KIT. Stained glass look...no sharp edges. Acrylic tiles lend a rustic look. Sticky back chipboard crosses make it easy for all ages. RE412 Pack of 24 \$29.99 Prices may change.



BROWSE THE S&S ONLINE CATALOG TO SEE MANY MORE CHRISTIAN CRAFT OPTIONS  
HAVE FUN PICKING ONE CRAFT FOR EACH SAFARI STATION!

**Oriental Trading Company**

**[www.orientaltrading.com](http://www.orientaltrading.com)**

MAGIC COLOR SCRATCH CROSS ORNAMENTS. IN-48/3538 Makes 24 \$6.99 Prices may change.

COLORS OF FAITH SAND ART CRAFT KIT. IN-48/5718 Make 12 \$11.99 Prices may change

CROSS FAITH NECKLACE CRAFT KIT IN-48/2290 Makes 12 \$5.99 Prices may change

COLORS OF FAITH BRACELET CRAFT KIT IN-48/15 Makes 12 \$4.49 Prices may change

COLOR YOUR OWN CROSS FUZZY PICTURES IN-48/1918 Makes 12 \$5.99 Prices may change

BROWSE THE ORIENTAL TRADING ONLINE CATALOG TO SEE MANY MORE CHRISTIAN CRAFT  
OPTIONS

HAVE FUN PICKING ONE CRAFT FOR EACH SAFARI STATION!


**BIG TIP: CHECK OUT PINTEREST, THE ONLINE IDEA SITE.  
SEARCH: AFRICAN CRAFTS FOR KIDS**

*Consider craft options that include painting ceramic pots,  
planting flower pots, anything made of wood, shell or stone.*

*Ask crafty folks in your group to help choose fun projects  
that become more than just 'throw away' items.*

*Let the children take home a memory and a keepsake!*





## SAFARI STATION #1: THE DARK CONTINENT ...SHINE, JESUS, SHINE!

*When it is dark enough, you can see the stars.*

*—Charles A. Beard*

*"The land will be filled with people who know and honor the Lord."  
Isaiah 11:9*

**THE DARK CONTINENT THEME:** Jesus shines through the darkness of sin and ignorance, bringing light and life to those who believe in Him.

**DECORATE:** Create a jungle atmosphere. Use dim floor lighting to emphasize darkness. This station focuses on monkeys and snakes. (Hang large posters on walls.) Create the illusion of animals peeking through the jungle foliage by attaching vines and palm leaves in front of hand drawn animals. Stuffed monkeys and rubber snakes tucked between plants look great. Play a CD of jungle animal or distant drum sounds. (Options available at [www.amazon.com](http://www.amazon.com))

*Sit on the floor around a center circle resembling a campfire. Build the circle with stones, bricks and place large pillar candles in the middle for the fire. Keep water nearby for safety. If possible, use battery powered pillar candles.*

**COSTUME AND CHARACTER:** Become a safari guide ready to lead students on an adventure from God's Word.

## WELCOME!

**Harambe, harambe** (Come together)! When it is dark, we must gather for safety. Being in Africa changes your life forever. Today you will experience the darkness of this mysterious continent. Not to worry! If you stay close to each other and listen to your safari guide, all will be well. Shall we begin our safari by learning about monkeys and snakes?

**Monkeys:** There are many types of monkeys in Africa's jungle. There are tiny monkeys and large gorillas. Baby monkeys are cute and playful. It is never wise to approach an animal in the wild no matter how cute it looks. As monkeys grow, they become aggressive. They are much stronger than a human. Monkeys constantly watch everything going on in the jungle surrounding them. Being alert is how they survive. Larger animals think of them as "lunch"!



**Snakes:** There are many types of snakes in Africa. Snakes lay eggs. They shed their skin. Some places in Africa have as many as 54 types of snakes. Only nine are highly poisonous. Fatal bites to a victim the size of a human are rare. Only the African python grows large enough to be of danger to humans. If you see a snake the chances are that it is harmless. Wear boots, socks and long pants. Do not put your hands into holes and be very careful when collecting firewood! Observe snakes from a safe distance and admire their beauty and design.

**MEMORY VERSE:** *Print individual phrases of the verse on paper palm leaves. Hand one phrase to individual students. Students stand in a line as you untangle the verse order. The group says the verse aloud. Take away one set of words and repeat the verse.*

*"The people who walk in darkness will see a great light;  
Those who live in a dark land, the light will shine on them." Isaiah 9:2  
Or, "The people who walk in darkness will see a great light...." Isaiah 9:2*

Africa is often called The Dark Continent. The sun shines every day in all parts of Africa so what does "dark" mean? It is hard to travel through Africa because of thick jungles, dangerous animals and hostile tribes.

*Missionaries like David Livingstone traveled through the African nations and made the first maps of Africa. Missionaries talked to the people about Jesus. When David Livingstone died, there was much grief. One man said, "He loved the African people."*

Before we understand who Jesus is, we live in the darkness of sin. There seems to be no hope of living a happy, fulfilled life. Then, someone tells us that Jesus died and rose from the grave so we can live forever in heaven and a light goes on in our head. We understand! Jesus is our Savior! Darkness turns to Light!

## **THE DARK CONTINENT BIBLE STORY:**

## **SHINE, JESUS, SHINE!**

**Genesis 3:** Eve meets a talking snake in the Garden of Eden who convinces her to disobey God, eat forbidden fruit and....well, the rest is history! There is another snake story involving a missionary, a shipwreck and telling the world about Jesus.

**Acts 27:** Paul wanted the whole world to come out of sin's darkness and enter the light of Jesus' love. Some people hated the message of Jesus and wanted to hurt Paul. After three missionary trips, Paul was arrested. He was placed on a ship and sent to Rome.





The ship had not gone far when a huge storm hit it. There was no turning back and the sailors could not go ahead. The waves tossed the ship many nights! They did not know how soon the ship might be torn to pieces. The ship began to break up.

Paul and the other prisoners could have been killed by the sailors but the captain gave orders for them not to be harmed. Those who could swim jumped and swam to a nearby island. Others found broken pieces of the ship and floated ashore. Not one of the 276 people drowned.

*On the shore excited islanders watched those who were shipwrecked make their way to land. These natives felt sorry for the strangers who were wet and cold. They built a fire. Those who had been shipwrecked gathered around it. How glad they were to have a fire!*

As they talked with the islanders, the fire began to burn low. Paul gathered wood to keep it burning. As he laid his sticks on the fire, the heat from the flames woke up a poisonous snake hidden in the sticks. The snake bit Paul's hand.

*When everyone saw the snake hanging from Paul's hand, they whispered, "This man must be a murderer. He escaped the sea but the gods will not allow him to live." They watched to see if Paul's arm would swell or to see him drop over dead. Nothing happened; he had not been harmed! The people said, "This man must be a god, even a deadly snake does not hurt him."*

Everyone saw God's power at work. Paul told them about the light Jesus brings into lives. Those who received the good news were happy to be released from the darkness of sin. For three months Paul and the others stayed on this island.

**THE DARK CONTINENT LESSON:** Jesus can bring you from darkness into light. Discovering Jesus is for everyone. Just as snakes in Africa frighten travelers, sin destroys people. God wants us to leave sin behind for a life time of His Light.

### PRINT EACH PHRASE ON DARK LEAF COLOR/SHAPE.

**1. ADMIT SIN.** We choose to disobey God and go our own willful way. The Bible says, *"For all have sinned and fall short of the glory of God."* Romans 3:23  
Everyone sins.

**2. RECOGNIZE SIN.** Sin is dark, serious business. People try to excuse their sin. The Bible says, *"For the wages of sin is death, but the gift of God is eternal life in Christ Jesus our Lord."* Romans 6:23                      God isn't kidding around when He warns us about sin.



**3. SIN PULLS US AWAY FROM GOD.** God cannot stand the darkness of sin. The Bible says, *"Your sins have separated you from God; and your sins have hidden His face from you, so that He will not hear."* Isaiah 59:2  
God cannot even look at sin.

**PRINT EACH PHRASE ON LIGHT LEAF COLOR/SHAPE.**

**1. JESUS IS THE LIGHT.** Sin separates us from God but Jesus brings us back to Him. The Bible says, *"...God is on one side and all the people on the other side, and Christ Jesus, Himself man, is between them to bring them together...."* I Timothy 2:5  
Come to Jesus!

**2. JESUS DIED FOR MY SIN.** God's is that people can be forgiven of sin because Jesus gave His life on the Cross.. The Bible says, *"God shows His own love for us in this: while we were still sinners, Christ died for us."* Romans 5:8  
Jesus, God's Only Son!

**3. JESUS BRINGS US TO GOD.** Jesus NEVER sinned. He lived the only perfect life. He didn't deserve to die for our sin. He died on the Cross because He loves us. The Bible says, *"For Christ also has suffered once for sins, the just for the unjust, that He might bring us to God...."* I Peter 3:18a  
The Cross was not the end for Jesus!

We remember the words of this song even when we are old:

JESUS LOVES ME, THIS I KNOW.  
FOR THE BIBLE TELLS ME SO.  
LITTLE ONES TO HIM BELONG.  
THEY ARE WEAK BUT HE IS STRONG!  
**CLOSE IN PRAYER.**

**THE DARK CONTINENT CRAFT:**

Choose a craft project as desired.

*Notes:*





## SAFARI STATION #2: WILD WATER HOLE ...THE MEETING PLACE

*"The land will be filled with people who know and honor the Lord."  
Isaiah 11:9*

**WILD WATER HOLE THEME:** Meet Jesus! Every Bible story shows us God loved us so much that He made specific arrangements for Jesus to meet us here on earth. What better place to discuss meeting Jesus than at the traditional African meeting place for animals, the water hole.

**DECORATE:** Place a water hole in the middle of a jungle. Line a child's swimming pool with black plastic and rocks. Surround the pool with rocks, live green plants and flowers. Fill the pool with live gold fish. (Don't forget to provide gold fish food.) Float flowers and rubber ducks in the pool water. This station features information about the hippopotamus, rhinoceros and fish. Hang large posters of the featured creatures on the walls. Play CD's of chirping birds or quiet water. Options at [www.amazon.com](http://www.amazon.com)

**COSTUME AND CHARACTER:** Be a safari guide. Students sit around water hole.

## WELCOME

Here in Africa, the best place to be at the end of the day is where animals of every size and shape come together to drink and refresh themselves. It is most important place in the bush. Water gives life to animals just as Jesus gives life to people. Join me on safari to learn about some animals who visit the "Wild Water Hole".

**HIPPOPOTAMUS:** Hippos spend most of the day under water. They hold their breath for up to six minutes. At night they leave the water to graze. Hippos are responsible for the close cropped 'lawns' which fringe many rivers. For some reason hippos have a very peaceful public image, a sort of comic strip character of plump cheerfulness. While normally peaceful away from the water, they will bite if startled or cornered.






*Hippos are dangerous. Be prepared to get away or up a tree very fast. Crocodiles are rare but they live in the same waters and they are also in danger. Hippos and elephants have been known to trample crocodiles. The reason for such behavior is unknown since crocodiles could not harm either animal. When upset hippos head directly for the deepest part of the river, it is best not to be between them and their destination!*

**RHINOCEROS:** The safest safari spot to see rhinos is from the back of an elephant. Safari guides take tourists on elephant rides to spend time among the rhinos. Don't fall off! Rhino horn is considered medicine by many poor Asians and used for knife handles in the Middle East. The horn is ground into powder and sold for a lot of money. Killing for horns has nearly wiped out the rhino population.

**CROCODILE:** These toothy reptiles are the largest in Africa and grow up to 20' from snout to tail and weigh almost a ton (2000 lbs). They stay underwater for more than an hour. It is powerful and can drag a grown zebra under water in just a few seconds.



*What does a crocodile eat? Anything it wants!!! It survives wherever there is water-rivers, water holes, lakes, even ditches. It may travel up to 15 miles in search of water; it will die without it. Crocodiles must take special steps to warm up and cool down. It spends the morning basking in the sun to warm itself.*

As the day progresses and the temperature rises, the crocodile holds its mouth open to stop itself from overheating. It also looks for shade or climbs into the water. In colder periods, it moves to deep water. Here it remains very still and can live up to a year without eating.

**FISH:** There are hundreds of types of fish in Africa. Fresh water fish and salt water fish are popular foods for animals and people. Many African fish are brightly colored. Some are drab and can hide from larger animals in the green grasses of the rivers, lakes and water holes.

*African fishermen catch dozens of fish at one time using round nets with weights attached to the edges. They toss the net over the fish and drag them into shore. Suddenly, there it is, dinner! Fish are cooked over open fires.*



**MEMORY VERSE:** *Before class, tape 10 popsicle sticks together using a strip of masking tape for each student. Student's print the verse on the sticks and then take it apart to use as a puzzle. Store the puzzle in a plastic sandwich bag.*

**"Jesus said, 'Follow Me and I will make you fishers of men.'"**

**Matthew 4:19**

## **WILD WATER HOLE BIBLE STORY:**

## **THE MEETING PLACE**

**Matthew 4:18-22.** Jesus met friends who became His disciples (followers) near the Sea of Galilee, a lake where fish were caught to feed people in nearby towns. Fishermen met by the lake to mend their nets, fix their fishing boats and set sail to catch fish.

*As Jesus walked by the Sea of Galilee, he saw Andrew and Simon fishing. He called to them, "Come with me! I will teach you how to bring in people instead of fish." What a challenge! Immediately they left their boats and followed him.*

As the three walked along the shore, they saw two other fishermen mending their nets. These brothers, James and John, were partners with Simon and Andrew in the fishing business. Jesus called James and John to follow him also. They left their ship at once to follow Jesus. Now there were four men who felt called to become special friends to Jesus. Soon more would follow until twelve men stood tall and followed Jesus into dark and dangerous places.

**Matthew 5.** Jesus wanted to teach His disciples how to do his work. Up the mountain they climbed to another meeting place. Many others gathered to hear Jesus too. He began teaching ideas that would turn the world upside down.

## ***PRINT BEATITUDES ON COLORFUL PAPER FISH SHAPES.***

**BLESSED ARE THE POOR IN SPIRIT; THEIRS IS THE KINGDOM OF HEAVEN.** Humble people who feel they need God's help to live right Jesus called them the "poor in spirit." They are blessed because they shall be given the kingdom of God.

**BLESSED ARE THEY THAT MOURN; THEY SHALL BE COMFORTED.** Who ever thought that something good belongs to the troubled and sad? The people did not understand how God loves to comfort his children.

**BLESSED ARE THE MEEK; THEY SHALL INHERIT THE EARTH.** These are gentle people who control their temper, who try to do right will enjoy God's blessings.



**BLESSED ARE THEY WHO HUNGER AND THIRST AFTER RIGHTEOUSNESS; THEY SHALL BE FILLED.** People who want to know God as much as they want food and drink will be blessed.

**BLESSED ARE THEY WHO SHOW MERCY TO OTHERS; MERCY SHALL BE SHOWN TO THEM.** When someone is troubled, help them. God notices and you will be helped.

**BLESSED ARE THEY WHO HAVE PURE HEARTS; THEY SHALL SEE GOD.** God loves to share Himself with people who follow Him.

**BLESSED ARE THOSE WHO MAKE PEACE AMONG MEN; THEY SHALL BE CALLED THE CHILDREN OF GOD.** God blesses people who show understanding love, who do not allow sin to enter their hearts and who make peace instead of trouble.

**BLESSED ARE THEY WHO ARE PERSECUTED FOR THE SAKE OF RIGHTEOUSNESS; THEIRS IS THE KINGDOM OF HEAVEN.** People who are hurt because they believe in Jesus are greatly wronged.


**THE WILD WATER HOLE LESSON:** Jesus meets us where we are. He met fishermen where they worked. He met townspeople at their mountain meeting place. Where can you meet with Jesus? Do you have a place in your house to go for quiet time? Is there a beautiful place in your yard? Perhaps a nearby woods is the place where Jesus will meet with you on a warm summer day. It doesn't matter where you are, Jesus will be there. Meet with Him today!

**CLOSE IN PRAYER.**

**WILD WATER HOLE CRAFT:** Choose a craft project as desired.

*Notes:*





## SAFARI STATION #3: JAMMING IN GOD'S JUNGLE ...THE MAP

*Know the Bible in your mind, keep it in your heart;  
Live it in your life, share it with the world.*

*"The land will be filled with people who know and honor the Lord."  
Isaiah 11:9*

**SAFARI STATION THEME:** God's Word is our map. Travelers in Africa understand the need for a very good map. When finding their way through dense jungles, deserts or grassy savanna, safari guides lead the way. Every Christian must find life's journey route by reading and following the guidelines in God's Word. No short cuts allowed!

*Option: Give each student a copy of the New Testament.*

*They should own their own maps to guide them on life's journey.*

**Tip:** Contact the local Gideon organization to find free or low priced copies.

**DECORATE:** Create a jungle oasis. Palm trees, leaves, plants, rocks, sand, vines, flowers, water fountain or pool, stuffed jungle animals and birds, animal posters, jungle animal or drum CD's and low lighting make this area fun. The featured animal is the elephant. Draw huge elephants or purchase an elephant poster ([www.amazon.com](http://www.amazon.com)—many beautiful inexpensive options) for the walls. Display stuffed elephants, ceramic elephants and wooden items to add to the atmosphere. Blow a cool fan over the area.

**COSTUME AND CHARACTER:** Become a safari guide. Carry a map and a Bible.

## WELCOME!

**Jamba!** Hello! Welcome to "Jamming In God's Jungle" Safari Station. We are deep in the heart of Africa. The jungle is hot and steamy. The Oasis is the perfect cooling station. Rest and enjoy the jungle. Animals come and go as they look for food and water. We must travel carefully. If we get lost, we will get hungry. Let's watch for elephants!



**ELEPHANT:** Don't look! There's an elephant looking at us. What a magnificent animal! It uses its trunk to eat. Elephants have a huge body. They swallow twigs and strips of bark. They live long periods of time without their favorite food, grass. They pick grass by curling the end of the trunk around the stems. The tips of their trunks are sensitive and can feel the tiniest object.

Elephants dig for water in sandy, dry river beds. Other animals drink the water. Elephants do not kill trees. They change the shapes by rubbing against them and knocking them down. The low growing shrubs give food to lots of animals.

*The elephants have been nearly eliminated by ivory hunters. Elephant tusks are beautiful and many decorative items are made to sell in the marketplaces of the world. Piano keys used to be made from ivory.*

Elephants usually have one baby calf. Mother elephant is pregnant for two years and takes care of the baby for one year. When it is time for the baby to be born the mother takes one or two other grown girl elephants with her to a hidden spot. Mothers and other females love and tenderly care for the babies. Baby elephants are very playful and are guarded carefully and fondly by their mothers until age two. They grow for 23 years. They live 60 to 70 years. Mother elephants are dangerous. Keep your distance. When an elephant calf dies, it is hard to convince the mother to leave her baby. She grieves for her child just like a human mother.

Male elephants are bulls. They are huge and weigh as much as 6 1/2 tons. Young bull elephants trumpet and raise dust if they feel threatened. A relaxed elephant will continue to feed while you watch it. A bull elephant protects the herd by charging into danger. Never approach a herd of elephants!

*Option: If you have access to [www.youtube.com](http://www.youtube.com) show a short video of elephants chasing cars, motorcycles and people. Quite impressive!*

**MEMORY VERSE:** We must follow these instructions to find our verse for today.

*Print words and phrases of today's verse on slips of paper shaped like elephant footprints. Hide the papers around the room. Follow the instructions to find all words. Design your own instructions and print them on a simple map.*

1. Look under the palm leaf at the top of the tree.
2. Find the next word taped to the outside of the door.
3. Take three giant steps to the closest window to find the next phrase.





*"Thy Word is a lamp unto my feet and a light unto my path."  
Psalm 119:105*

A map is important for a safari guide. I use a jungle map everyday. My most important map is the Bible. Without God's Word I would lose my way.

### **JAMMING IN GOD'S JUNGLE BIBLE STORY:**

**Acts 8:26-40.** All this talk about maps reminds me of a story in God's Word about a man who followed God's instructions and an African he met who could not read his map.

The angel of the Lord told Philip, "Get up and go south on the road that runs between Jerusalem and Gaza," Philip obeyed. Philip was not the only traveler on the road that day. A royal chariot was headed south toward Ethiopia in Africa. The head of the queen's treasury was returning home. He had been to Jerusalem to worship God. In his hands was a scroll of Isaiah. Only a man of wealth and position could buy such a book. Isaiah is an Old Testament book and tells us about Jesus. Isaiah is a MAP of the future for people looking for Jesus.

"Go slowly," the African called to the driver, "I want to read." He pulled out his precious possession—the Bible scroll. He longed to know God better! On and on he read but he began to frown. What did these words mean?

When Philip saw the chariot, God's Spirit told him, "Go, catch up with the chariot." As he ran beside the chariot, he could hear the African reading out loud from Isaiah. Philip asked, "Do you understand what you are reading?"

The African man answered, "How can I understand when I have no one to teach me?" He invited Philip to ride along and explain the meaning of the strange words:

*"He was led as a sheep to the slaughter, and as a lamb before his shearer is dumb, so he opened not his mouth, his story who can tell? For his life is taken from the earth."* The African asked, "What does this mean? Who is the man?"

Philip used Isaiah's words to teach the African. Jesus was going to suffer and die just as a lamb is quiet before the shearer. Jesus said nothing to those who hurt him.

### **PHILIP AND THE AFRICAN**



The African had never heard the story of Jesus. He believed Jesus was the Christ. He was thankful that Philip taught him! At last he was learning the very thing he had longed to understand. As they rode along, they came to a water hole. The African said, "Look, here is water. What keeps me from being baptized?"

Philip answered, "If you believe with all your heart, you may be baptized." The African man smiled. "I do believe that Jesus Christ is the Son of God." The African and Philip climbed out of the chariot and went into the water. Philip baptized him. They came out of the water and Philip disappeared. All the way back to Africa, the man rejoiced. He was excited to tell the people of Ethiopia about Jesus. That important Ethiopian African became the first missionary to his own people and to Africa!

**JAMMING IN GOD'S JUNGLE LESSON:** The Bible is a precious map and gift from God. If we do not read it and learn from it, we treat it like a Christmas gift that we take to our room and never open. We keep it on the dresser looking at the pretty paper and curly ribbons.

We wonder what's in the box but we never peek inside to enjoy the gift. As you learn to read in school, take time to read God's Word. The words may seem difficult to understand but read a little bit at a time and ask others what the words mean—just like the African.

*Show 4 small, colorful gift bags with bright tissue. On one side attach the theme phrases. As each one is discussed, turn the bag so the phrase is visible. Inside Place the sentences. Pull, read and discuss!*

- HEAR GOD'S WORD: Attend church and hear the word taught.
- READ GOD'S WORD: See what the words are on the pages.
- STUDY GOD'S WORD: Take notes, think about it.
- MEMORIZE GOD'S WORD: Memorize things we dare not forget.

*"Thy Word have I hid in my heart that I might not sin against Thee." Psalm 119:11*

### CLOSE IN PRAYER.

**JAMMING IN GOD'S JUNGLE CRAFT:** Choose a craft project as desired.

*Notes:*



## SAFARI STATION #4: SWINGING SAVANNA ...LOVE OTHERS

*“The Christian is a person who makes it easy to others to believe in God.”*

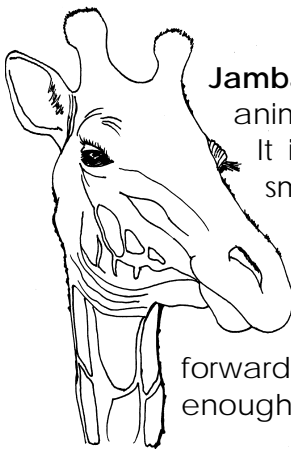
*“The land will be filled with people who know and honor the Lord.” Isaiah 11:9*

**SAFARI STATION THEME:** Love Each Other! Jesus talked a lot about love and told His followers to go into the world and treat the word ‘love’ as a verb. We must DO our faith in Jesus!

**DECORATE:** African Savannas are large grassy areas filled with long brown grasses, low shrubs and trees. Pictures of the African savanna show it as dry with colors of brown, yellow and dark green. Construct the feeling of a savanna by surrounding the room with grasses and leaves. Cut blades of grass tan/brown/yellow paper and tape along the floor wall. Attach large leaves to the walls. Option: plush lamb, zebra, giraffe.

A variety of African animals live in these areas. Check out amazon.com for large posters featuring giraffes and zebras. Place them on the walls. Stuffed jungle animals look great. Add live plants, rocks, sand, turtles, birds, snakes, insects, etc. As available.

**COSTUME AND CHARACTER:** Become a safari guide.



### WELCOME!

**Jamba!** Welcome to the Swinging Savanna! Let's go on safari and find animals who live peacefully. The African Savanna is a hot place. It is dry. It is dangerous on the savanna because larger animals often eat smaller animals. It is also beautiful.

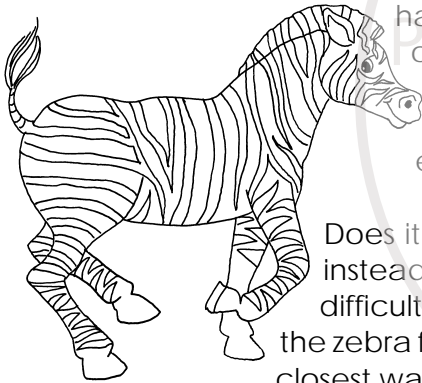
**GIRAFFE:** The tallest animal in Africa is the giraffe. Their name means “the one who walks quickly”. When giraffes run, it is a beautiful sight. Their long legs pull them along and their long necks lean forward. Newborn giraffes hide in bushes for a few days until they are steady enough to keep up with their parents.



The giraffe is in the most danger when it is drinking. They look very nervous at the water hole. When a giraffe puts its' head way down to drink, it is like standing on his head. He should get dizzy but God thought of everything when He created the giraffe. He added a series of valves in the blood vessels of the neck to prevent a sudden rush of blood to the brain!

*Giraffes eat from the tops of trees. They even eat thorns! Ouch! It doesn't seem to bother them. The thorns are embedded in a rich mucous covering of the tongue and are gradually shed as new tongue cells form. Don't try this at home. Humans cannot eat thorns.*

Giraffes chew on bones which shows a shortage of minerals in their diet. Because the height of the giraffe allows them to eat the fresh green leaves at the tops of trees, very few animals compete for the same food. This is good news for giraffe because they live long and happy lives in Africa. The bad news is that giraffe are the favorite food of lions!



**ZEBRA:** You can't miss a zebra in the wild. They look like horses and but they have those wild black and white stripes. People try to tame zebras in order to ride them like a horse. Zebras do not want to do this and cannot be used as beasts of burden. They travel in large family groups called "herds". They mingle with other animals and can be seen eating with elephants, wildebeests and impalas.

Does it seem strange that the zebra is so brightly colored? It could be that instead of camouflage it produces a dazzling optical illusion which makes it difficult for predators to single out an individual for attack. God is protecting the zebra from its' enemy. Zebra herds need water so they tend to live nearby the closest water in the region. If you see zebra, you know water is nearby.

**MEMORY VERSE:** *Print individual words on paper leaves, paper insects or other decorative items. Hide the words in the room decorations. Pull out the words and help students arrange them in the proper order. Take away words until the group can say the verse from memory.*

**"...Love one another as I have loved you..." John 13:34**





## SWINGING SAVANNA BIBLE STORY:

## TEND MY SHEEP

**When love is present, life is pleasant.** Jesus loved the unlovely. He cared for the helpless and the sick. He compared the tender care a shepherd shows for his sheep to the love we should show for one another. Jesus is The Good Shepherd.

Sheep are mentioned at least 750 times in the Bible. God compared his people to sheep. We act like sheep. *"We—everyone of us—have strayed away like sheep! We left God's paths to follow our own" (Isaiah 53:6).* The most important sheep is a lamb, God's Lamb, Jesus. In Old Testament times, sheep were sacrificed for sins. Jesus, God's Son, sacrificed himself for our sins. When John the Baptist saw Jesus, he said, *"Look! There is the Lamb of God who takes away the world's sin!" (John 1:29).*

**Luke 15:4-7:** Some religious leaders noticed Jesus was talking to tax collectors (*they stole money from their own people and gave it to a foreign government*) and sinners. They grumbled, "This man is friendly with sinners. He even eats with them!"

**Jesus told them a story:** "If any of you has a hundred sheep and one of them gets lost, what will you do? Won't you leave the ninety nine sheep in the field and go look for the lost sheep until you find it? And when you find it, you will be so glad that you will put it on your shoulder and carry it home. Then you will call in your friends and neighbors and say, 'Let's celebrate! I've found my lost sheep.'"   
PREVIEW PROGRAM ONLY  
NOT FOR SALE  
PLEASE PURCHASE

Jesus said, *"There is more happiness in heaven because of one sinner who turns to God than over ninety nine good people who don't need to."* So many people in our world need to know the good news that Jesus is our Savior and believing in Him will make our lives peaceful and happy and will assure us a place in heaven with Him. If we, who believe, do not love them enough to tell them the story, who will? That's why Jesus said, *"...love one another as I have loved you..."*

**John 21:15-17:** Jesus had a strange conversation with Peter-- a message for all of us. Here's the conversation and then we'll see what it means:

*When Jesus and his friends finished eating, He asked Peter, "Do you love me more than the others?" Peter answered, "Yes, Lord, you know I do." "Then feed my lambs," Jesus said. Jesus asked a second time, "Peter, do you love me?" Peter answered, "Yes, Lord, you know I love you!" "Then take care of my sheep," Jesus told him. Jesus asked a third time, "Simon son of John, do you love me?" Peter was hurt because Jesus had asked him three times if he loved him. So he told Jesus, "Lord, you know everything. You know I love you." Jesus said, "Feed my sheep."*



## SWINGING SAVANNA LESSON:

## THE QUESTION—DO YOU LOVE JESUS?

**WHO ARE THE LAMBS AND SHEEP?** Sheep are gentle animals who are easily led astray. Their gentle nature makes them easy targets for wolves and lions. Sheep have little ability to defend themselves. They depend totally on their shepherd for protection. They can easily get separated from the herd and not find their way home. They will follow a leader anywhere, even into danger. A good shepherd will lead his lambs to green pastures and fresh water. A bad shepherd will be lazy and allow the sheep to starve and die of thirst.

Jesus was talking about innocent people who needed to know about God coming to earth to save each soul. We are the lambs and sheep Jesus was talking about and others are those *you* meet every day. *Do you love Jesus?*

**WHY DID HE KEEP ASKING PETER THE SAME QUESTION?** Jesus wanted Peter to think—really think—about his answer. Jesus knew it would be hard to love people who didn't believe in God's plan for salvation. People can be hard hearted. To say, "I love Jesus" means His plan is our plan. *Do you love Jesus?*

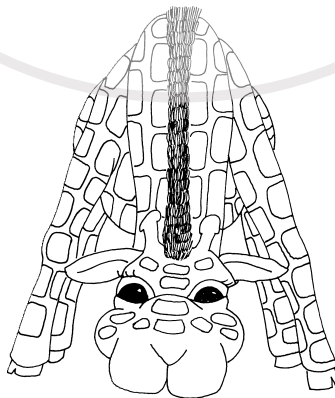
**WHAT DID JESUS MEAN?** Jesus' message is that there is a world of lost people who need to know about the hope of heaven and sins forgiven by the gift of Jesus' life. We can only tell others about Him if we love Him and believe in Him. *Do you love Jesus?*

CLOSE IN PRAYER.

## SWINGING SAVANNA CRAFT:

Choose a craft project as desired.

*Notes:*



## SAFARI STATION #5:

### BONES OF THE EARTH ...PRAY WITHOUT CEASING

*Play it down, pray it up. – Janet Proctor*

*“The land will be filled with people who know and honor the Lord.”*

*Isaiah 11:9*



**SAFARI STATION THEME:** Africans call huge rocky areas and caves, “Bones of the Earth.” Students learn the importance of prayer, how to pray and when to pray through Daniel’s lion adventure.

If they pray, they will not be prey!

**DECORATE:** This station represents African dry, rocky areas and caves. Stack rocks and boulders. Hang vines and draw grasses. Create a faux rocky area by scrunching brown paper bags or shelf paper to give it a crinkled look. Tape the paper to a wall by ballooning it and making it appear like rock. Check [amazon.com](http://amazon.com) for lion and leopard posters. Stuffed animals look great.

**COSTUME AND CHARACTER:** Be a safari guide.

## WELCOME!

**Jamba!** (Hello!) Welcome to Bones of the Earth. Africans call areas with huge boulders, ledges and caves “bones of the earth”. Today we enter the world of Big Cats. Cats are serious meat eaters.

**LEOPARD:** Leopards are beautiful with black spots scattered on tan fur. They are very fast when running down their prey. They have short ears and long, muscular tails. They favor the boulders of the granite hills as safe places to raise their cubs. There are many caves and crevices between the towering blocks of granite. Baboons also like these rocks and often become the leopards’ lunch. Leopards are hard to find since they are awake at night and enjoy sleeping in tree branches during the day.

Leopards kill animals that are small enough to drag up a tree–this stops scavenger animals from stealing their food. They like to be alone. Leopard groups are usually a female with her three cubs. The cubs hunt for themselves at five months old.



It is amazing but true that leopards do not need water to survive although they drink water if it is available. They are excellent swimmers. They like rocky and dense bush habitat along rivers where they can stalk their prey.



**LION:** The King of the Jungle is the King of the Beasts and is one of earth's most beautiful, dangerous animals. The lion lives in the savannah grasslands where it can choose from a wide selection of prey. It enjoys the rocky ledges and cave areas. Lions and lionesses are strong, sly and strong.

The males have huge manes surrounding their faces. Females look more like a house cat. Lions are not as lazy as they may appear: most of their activity takes place at night. Male lions hunt for themselves before they have families. Once they have a "pride" of lionesses and cubs they leave the bulk of the hunting to the lionesses.

By living in a group, lions achieve a far greater success rate when hunting. They are also able to guard the food and improve their cubs' chances of survival. As many as four cubs can be born at one time.

Did you know: Lions can go as long as nine days without water. A lion's roar can be heard more than six miles away. Considered slow, a lion can still run 33 mph. Lions spend most of the day-up to 20 hours-resting or sleeping.

The Bible mentions the lion more often than any other untamed animal. There were many lions in the areas around Israel. They lived in thick brush and forests along the Jordan River. Today most wild lions live in Africa. The lion is a symbol of power.

Jesus is called the "Lion of Judah".

**MEMORY VERSE:** *Draw the face and mane of a lion on large posterboard attached to one wall. Students play pin the nose on the King of the Jungle. They each earn one nose when they can say the memory verse aloud. Award the student who tapes their nose closest to the proper area a small treat or reward.*

**"Casting all your care upon Him  
for He cares for you."  
I Peter 5:7**





## **BONES OF THE EARTH BIBLE STORY:**

## **DANGEROUS DAN–THE PRAYIN’ MAN!**

**Daniel 6:** We can pray anytime night or day and know God is listening. There is a time when prayer was considered dangerous. The man who did it could be called “Dangerous Dan–The Prayin’ Man”. He ended up getting close to a group of very hungry lions.

*King Darius, chose leaders to help him govern Babylon. He appointed Daniel to be the first president of this important group. The others were jealous of Daniel. He was a man of God. They wanted to catch him doing something wrong so they could report him to the king. They could not find anything to report.*

They decided to trick Daniel. They made a new law. For the next thirty days have every person make his requests only to King Darius. Anyone who makes a request of any god or man except you, King Darius, shall be thrown into the lions’ den.”

*Daniel did not obey the law. He prayed by his open window three times every day. The leaders tattle taled to the king, “Daniel is not loyal to you, O King. He has not obeyed your law. Three times today he has prayed to his God.”*

*The king liked Daniel. He was sorry he made that law. He tried to think of some way to save Daniel. When the sun went down, the leaders hurried to the palace and watched as the king sorrowfully ordered Daniel thrown into the lion’s den. The king told Daniel how sorry he was. “The God you serve so faithfully will surely save you from the lions.”*

A stone was rolled over the lions’ den. The king put his seal on the stone so no one could move it without his permission. With a heavy heart he returned to his palace. He refused to eat food or listen to music. He could not sleep all night. He kept thinking about Daniel.

*In the morning he hurried to the lions’ den. He called, “O Daniel, servant of the living God, has your God saved you from the lions?” From the deep pit he heard Daniel answer, “O King, live forever. My God has sent his angel. The angel shut the lions’ mouths and they did not harm me. God knew I had done no wrong.”*

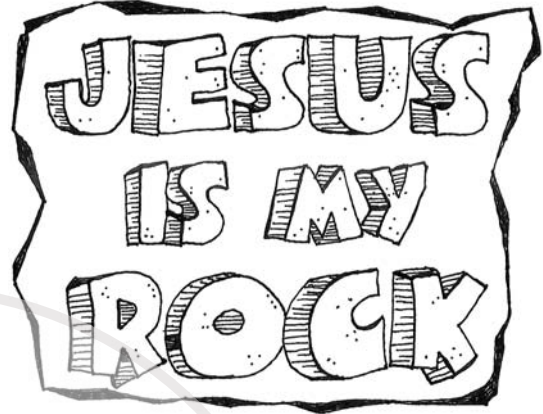
The king was happy! He called his servants to pull Daniel out of the den. He commanded that those who had plotted against Daniel be thrown into the den. He wrote letters to the people of every nation. He said, “Peace be with you. I make a decree that in every part of my kingdom men shall fear Daniel’s God. He is the living god, steadfast forever. His kingdom shall never be destroyed and his rule shall not end. By his power he has delivered Daniel from the lions.” And just think, this all began with a faithful man who knew how to talk to God in prayer.



## BONES OF THE EARTH LESSON:

PRAY!

"If a son asks bread of his father, will he give him a stone?" Jesus said no parent would hurt his child on purpose. If sinful people are good, what about our Heavenly Father? He gives us more than we can imagine when we ask Him!



**HOW TO PRAY:** *Print theme phrases on rocks.*

**1. EXPECT!** Are you feeling sad? Maybe you feel life is hard. Call on God to do "great and mighty" things. God will do this for you-IF you call on Him.

**2. BELIEVE!** Matthew 21:22-God promises whatever we ask believing, we shall receive. Hebrews 11:6 says, "Without faith it is impossible to please Him." We are always tempted by Satan to doubt God's love and willingness to meet our needs. One Christian said, "If I had my life to live over again I would just believe God."

**3. DO IT RIGHT!** How can we know God's will? 1. Study God's Word. 2. Ask: Is this prayer for the glory of God or for my own selfish wants. 3. Ask God to lead. James 4:3 says, "Yet even when you do pray, your prayers are not answered; because you pray just for selfish reasons."

**4. ASK IN JESUS' NAME!** No matter how small we are, Jesus is stronger. God says He will honor His Son by answering our prayer.

## WHAT ARE OUR NEEDS?

**1. FOOD, CLOTHES, HOME!** God gives only good things. Sometimes the things we WANT only make us happy for the moment. He gives us what we need.

**2. GUIDANCE!** He promises to guide us day by day. It only happens if we trust in the Lord. Before any important decision, pray. Rely on God's wisdom.

**3. SPIRITUAL NEEDS!** We need happiness and peace in our hearts. We need courage to overcome sin and temptation to do wrong. These are spiritual needs. The Bible promises that God will supply these generously. Not everyone on earth will be a millionaire but God has made every Christian spiritual millionaires. "He has blessed us with every spiritual blessing in Christ."

## CLOSE IN PRAYER.

## BONES OF THE EARTH CRAFT:

Choose one craft project as desired.


*Notes:*



## TUMBLING MONKEYS NURSERY

*Easy, Wind! Go softly here! She is small and very dear. She is young and cannot say words to chase the wind away. She is new to walking, so Wind, be kind and gently blow on her ruffled head, on grass and clover, easy, Wind...she'll tumble over!*

—Frances M. Frost



**WHO COMES?** Birth through age 3, children of teachers and helpers. It is the decision of each group to open the nursery to the public. The curriculum is not designed for students under four years old. They do not respond well to high activity so loved by older students.

Child care gives security.

**HOW MANY HELPERS?** Ideally, one helper per baby in charge of all care for that infant from bottles to changing diapers. Use available staff.

**SHOULD WE PLAN ACTIVITIES?** Tell stories, sing songs, play music, give wagon rides and take walks. Decide how much to do by the ages of the children.

**SHOULD WE FEED CHILDREN?** Ask parents. They may want to provide snacks. If you do feed the toddlers, be sure the food is safe and healthful. (WARNING: NO POPCORN, HOT DOGS, LOLLIPOPS OR HARD CANDY WHICH COULD CATCH IN A TINY THROAT.)

**HOW SHOULD WE DRESS?** Wear comfortable, washable clothing and shoes that are low and comfortable. The key to happiness in the nursery is to be comfortable.

Theme costuming is not necessary.

**WHAT SHOULD WE BRING FROM HOME?** Play music at a low volume. Bring a small fan if days are hot and humid. Place the fan away from children—preferably on a shelf or high table.



## PRESCHOOL: JUNGLE CUBS



*Decide whether to include preschool students as a group or design a separate week of activities. Students under the age of 3 should be part of the TUMBLING MONKEYS NURSERY.*

*It is possible to let Jungle Cubs (ages 4-5) become one of the five groups. Instead of following these tips, let the preschool gang do everything older students do. Ask activity center leaders to adjust words and timing to fit this age.*

**THEME:** JUNGLE CUBS study the same spiritual themes as older students. Each day's activities emphasize what older students are learning but on a preschool level.

*Use the curriculum as a guide but provide plenty of time for rest, play and simple crafting. Cancel your appearance in favor of free play time if the group needs to rest or calm down.*

**TEACHERS:** One helper for every 2-3 JUNGLE CUBS. Parental help is welcome. Pith helmets and khaki shorts are appropriate. Make each day fun and relaxing. Students should chatter, move and sing without being reprimanded.

Run away children or rudeness must not be tolerated.

**DECORATION:** This room is home base where some activity for preschool children takes place. Decoration should be simple or eliminated.

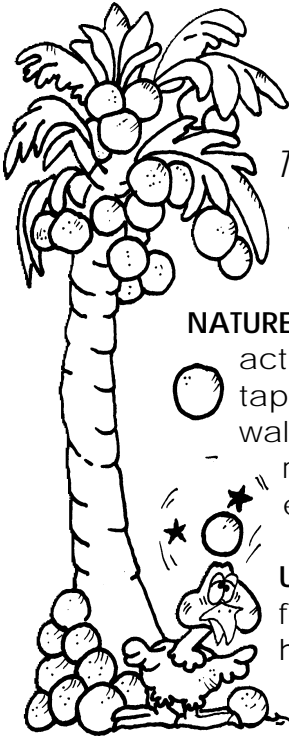
**CRIERS:** This age group is unpredictable. If a few children continually cry, ask helpers to keep them busy separately. Movement around the building may be threatening for some younger students.

*If one or two children never calm down, it may be necessary to ask a parent to stay with their child or take them home and try again next year. While we want to accommodate as many young students as possible, crying and temper tantrums discourage teachers, helpers and students. The child may be too young and will do better at a later time.*



## PLANNING THE JUNGLE CUBS DAY

*Two hours + is a long time for preschool students. Plan the day around lots of play time. Bring beach balls, balloons, bubbles and other outdoor toys to play indoors or outdoors. Travel with the students. If your students are very young and get tired easily, omit some activities.*



**NATURE WALK:** This may be a highlight and should be planned when a 15 minute activity is not appropriate. Walk with a nature bracelet. Put a wide band of duct tape (sticky side out) around each child's wrist. As children go on their nature walk, pick up leaves, sticks or flowers and stick them to their bracelet. When you return, discuss the treasures they found. Talk about how our loving God made everything for our enjoyment and to meet our needs.

**UNDER THE BAOBAB TREE OPENING:** Jungle Cubs participate if they can sit still for 15 minutes. Organize name tags and gather. If there are "criers", ask a helper to distract them. This avoids distraction during opening activities.

**DRUMS OF AFRICA:** Take them to the DRUMS OF AFRICA music and stay with them.

**JUNGLE TREE HOUSE:** As leaders are willing to simplify their materials, take your students and stay with them. If not, remain at home base for play time.

**SAFARI SO GOOD CAFE:** Take students to snack time. Sit with them. Use this time as a bathroom and hand washing break.

**ZIMBABWE TELEVISION:** This is a continuing story time. If you think your students would like to hear the story and can sit quietly for 15 minutes, take them. The story is NOT written for their age. The suggested story is a Chip and Clare Conley African mystery called "The Jungle Bird".

**SAFARI STATIONS:** Rather than trying to duplicate Safari Stations, take students to one station each day for Bible time. Tell the station teacher you will use their room for 15 minutes when their class is not in session. Use the props available in each area to tell the Bible story.



**BUSH CAMP GAMES:** Take students to recreation. There are many games these young children can play. If you feel more comfortable, plan separate recreation for your small ones and create your own games.

**REST TIME:** Allow time for unstructured play and rest. Darken the room, play Christian music or listen to a story while encouraging quiet activity.

**CRAFTS:** The perfect preschool craft is one which can be completed by the student with a minimum of teacher help. Provide coloring pictures and crayons. Play Doh should be available. Stringing large beads or Fruit Loops/Cheerios is a favorite activity.

Keep the process simple and everyone will enjoy the experience. If preschool is one of the five groups, the Safari Station leaders will complete crafting with your group.

*S&S arts and crafts catalog offers many projects appropriate for the preschool student. Local craft stores may also have ideas for easy projects.*

*Notes:*

PREVIEW PROGRAM ONLY  
NOT FOR USE  
PLEASE PURCHASE

