



# Get

# Your On!

PREVIEW PROGRAM ONLY  
NOT FOR USE  
PLEASE PURCHASE

Because He Is ONE-Derful!  
A Jingle Jangle Christmas PARTY!

# Get Your



# On!

Because He Is ONE-Derful!

A Jingle Jangle Christmas PARTY!





*Ring* the Bells,  
Ring the *Bells*,  
Let the whole world know  
Christ the **Savior** lives today  
As He did so long ago!  
~ Harry Bollback

It's time for a Christmas Party!  
Not just any old party  
but a party to end all holiday parties.

PREVIEW PROGRAM ONLY

Food, music, fun, games,  
decorations, people on stage  
...and best of all...

The Story of JESUS and Bethlehem!

Are you in?  
Are you ready to plan a party?  
Are you ready to make a memory?

WHAT ARE YOU WAITING FOR?  
TURN THE PAGE! LET'S GET GOING!



# Take A Peek!



Introduction and Take A Look.....1-3  
 Very Important 'Techy' Information.....4  
 Let The Jingle Bell Bash Begin.....5-7  
 A ONE-Derful Guest Speaker.....8-9  
 Publicity.....10-11  
 Decorate.....12-15  
 ONE-Derful Party Room.....16-18  
 And So We Begin ~ Get Your Jingle On.....19-21  
 A Ringing Welcome.....22-24  
 A Christmas Feast.....25-30  
 Ring Those Bells Melodies.....31-40  
 Keepsake Program.....41  
 Welcome The Guests ~ Get Your Jingle On Party.....42-47  
**GET YOUR JINGLE ON ~ JINGLE JANGLE CHRISTMAS PARTY 48-69**  
 Open Before Christmas ~ Tips For A Great Christmas Party.....49-50  
 Party At A Glance.....51  
 Pre Dinner Welcome ~ A Jingle Jangle Christmas.....52-53  
 After Dinner Welcome ~ Jangled.....54-55  
 For The Kids ~ Jingle Bell Bash.....56-57  
 Teens ~ The Silent Bell.....58-59  
 Christmas Curmudgeon ~ Bah Humbug.....60-61  
 Moms...Happy Dreamers~ All I Want For Christmas.....62-63  
 Christmas Angel ~ A Miracle Is Passing By.....64-65  
 I Believe ~ The Sweetest Sound.....66  
**Conclusion ~ My Christmas List.....67-69**

PREVIEW PROGRAM ONLY  
PLEASE PURCHASE



## Very Important 'Techy' Information!

IF PURCHASING *Get Your Jingle On* Christmas Party  
AS AN INSTANT DOWNLOAD,  
PLEASE NOTE ~

**YOU WILL DOWNLOAD  
ONE PRINTED MASTER COPY OF THE PROGRAM.**

THE FILE DOES **NOT** SAVE TO YOUR HARD DRIVE.

DO NOT WRITE ON  
THE ORIGINAL MASTER COPY!!!!  
MAKE ALL PRINTED COPIES  
FROM THE DOWNLOADED MASTER COPY  
PLEASE PURCHASE

**This is a ONE TIME ONLY Instant Download.**



Some churches enjoy memorization and others avoid it. Except for young non readers, read all program segments. If your church is fond of memorization lead time must be longer and more intense rehearsal is necessary.

### COPYRIGHT INFORMATION

Make as many copies of this master copy as needed for local use. Give interested folks our order form, mailing address, web site: [www.cemlife.com](http://www.cemlife.com) and toll free telephone number: 1-888-236-5433. Your cooperation allows CLOSE ENCOUNTERS MINISTRIES to continue producing creative, inspiring, positive Christian programs at low cost to church across the USA and the world. Copyright-All Rights Reserved protected.



## Let The Jingle Bell Bash Begin!

*“Let the whole world know!”*

Make **“Get Your Jingle On”** the unique Christmas party that will be remembered for years. Manage arrangements. Bring the delightful Christmas theme to life. Follow our tips. Add your creative touches.

*From the first moment your committee meets  
until the last note of music  
and the final crystal cup is tucked away,  
capture the imagination of every guest  
from three to ninety three...or ninety four!  
Joyful smiles are proof that your party has been a success.*

*Attitude is a little thing  
That makes a big difference.*

### Prepare A Banquet Before Them!

A banquet is a party with food as the main attraction. Add a program, a speaker and local entertainment. The occasion is comfortable and social. Create a Christmas memory...with food! Create holiday evening events, women's luncheons, small gatherings and 'all church' events—your choice!

### ...Or Create A Small, Informal Gathering

An Informal Party is a fun and games event where people mix for sparkling conversation, good food and laughter. Parties tend to be informal and hosts treat it as a fun experience.

*Party games were once wildly popular but there are groups who do not enjoy a lot of organized activity. The activities should fit the needs of the guests. Know your audience!*



## Big Christmas Shindig!

A big party requires detailed planning. Think about publicity, decorating, menu and clean up. Make your own fun so everyone remembers the event fondly. Most of all.....Have Fun!!!

## Pay Attention To Details

The smallest details make the biggest impressions. Christmas poinsettias on the tables, small wrapped guest gifts, background music, greeters and simple thoughtful gestures make guests feel welcome and pampered.

## Practice Christian Hospitality

Help guests grow in their understanding of the Lord. Give affection and receive love from others in the family of God. Begin friendly conversations. Avoid gossip.

## Set Realistic Goals

What do you want to happen during the hours your guests are with you? Be specific! Plans in this workbook are complete. Adapt details to fit your needs. Add creative ideas and change activities as desired.

## Organize

Make changes at the beginning of the planning process. Write down exactly what will happen and when tasks must be completed. Do not leave organization to the last minute. Choose reliable leaders.

## Work With A Team

Choose a small leadership team to complete arrangements. The team may be as few as two or as large as ten or more. Divide assignments between team members. Trust them to complete their tasks. Specific jobs may be divided but one person should direct all moving parts before the party.



## Purchase Supplies

Stay within the party budget. Keep expense records. Use the church tax exemption number. Accept donations.

## Practice A Positive Approach

Maintain a light and happy atmosphere. If your attitude is right, the rest of your team will catch the spirit. After all, this is a Christmas party!

### Pray!

Pray for the party, the team and the guests. Pray as a team. Take each detail before the Lord and then –Relax!

### Set Up

Reserve adequate time to set up tables, decorations, props and food. Plan church set up appropriately. Sometimes room arrangements take place a day before the party.

### Say Thank You

The behind-the-scenes team is the core of this party. Take time to write thank you notes, call and give small thank you gifts.

Recognize your team publically at the party.

### Clean Up

When the party is over, clean up begins. The party is not complete until the church is in order. Encourage the team to remove their props immediately. Stay to help.


## Our Plan:





## A ONE-Derful Guest Speaker

*“I’m here for the fun!”*



### Invite A Speaker

Invite a guest to share inspirational, Christmas thoughts. When scheduling a speaker, reduce or eliminate program segments this party plan includes involving the party guests themselves. The speaker concludes the festivities.

### The Perfect Person

A good speaker makes a faith connection with the group. Choose the speaker from a list of possibilities suggested by friends, relatives, pastor, other churches, community groups or national organizations.

### Consider The Cost

Ask the speaker if there is a set fee. If not, give a generous monetary gift including traveling costs. Think about the time invested in preparation, travel and presentation.

### Specific Instructions

Send a letter, make a telephone call and stay in contact through the internet. Include highway directions, arrival time, group size, time limit, lodging information and specific personal details.

*Tell the guest speaker the party theme. Include details of what you would like the talk to include. Make contact periodically until the speaker travels to the event.*



## Care and Feeding

It is disquieting for a guest to enter a room of strangers, speak about personal and spiritual issues and leave still feeling as if everyone is a stranger.

*Assign a pre-arranged host "friend" to handle introductions, sit with and converse with the guest speaker at dinner. Give the speaker a sense of belonging.*

Include expenses from the time the speaker leaves home. If more meals are required, host or pay accordingly.

## After The Party

Pay promptly. Stay with the guest speaker until the end. Thank that person from your heart and follow up with a handwritten thank you note!

**Our Plan:**

PREVIEW PROGRAM ONLY  
NOT FOR USE  
PLEASE PURCHASE



## Publicity!

*“It can’t hurt!”*

*~ PR Agent*

*Let’s face it, you need enthusiastic guests. Do your best to convince people that this party is a unique experience in fine dining and entertainment. They must not miss it! Go the extra mile to publicize. Dare we say it? “Go Crazy!”*



## God Is In The Details

Invitations, posters, registration forms, programs, handouts and centerpieces should relate to the theme. Use the same colors, scripture, picture or logo on every piece of publicity.

PLEASE PURCHASE

## Invite Everyone!

**Send Invitations.** If this is a community wide event, place posters in local restaurants, business offices. Insert invitations in the Sunday morning worship folder and in the monthly church newsletter.

**Fun Tip:** *One of the best places to put posters is in Rest Rooms. If a local business hesitates to put yet another community event poster in their window, suggest their rest room as a great “out of the way” place!*

**Add Some Fun!** *Ask guests to wear their ‘ugly Christmas sweaters’ or some other Christmas clothing. It’s okay if they don’t, but those who join in the fun add a spark of laughter to the party!*



## Create Buzz!

Involve lots of people in the planning stages. They don't have to be on the team but delegate tasks or small parts. Ask as many people as possible to participate in the formal program.

Everyone who is involved will attend and will be likely to talk about the party and invite others. Many hands make light work. Cut stress with more help.

## Even More Fun!

Let guests know if prizes will be awarded for various games. 'Gossip' about the program and food to create excitement. Enjoy the company of friends.

## Be Creative!

Find creative ways to make your party a "gift" to everyone who wants to attend. Advertise the event to families that the cost is a great gift they can give to people they love.

## Our Plan:



## Decorate!

### P.S. Make It Beautiful!

*“Finally... Whatever is... lovely  
~think about such things.”*

Philippians 4:8



### Choose The Best and Leave The Rest!

Discuss decoration at the beginning of the planning process. Guests should immediately see and feel the party theme. We offer many suggestions to get you started. Trust your creative judgment and make your party amazing! Choose the best of our ideas and leave the rest for another party.

### How Complicated Can This Be?

Give artistic, visually creative people the responsibility to turn the party room into a work of art. If no one comes forward, decorate simply at each table. You cannot go wrong! Make it fun!

### What Should Be Decorated?

Decorate tables with centerpieces and color coordinated related items. Consider decorating the welcome table, entry door, stage area and each corner.

### Tasteful Elegance

Do not clutter with an overabundance of 'stuff'. Choose a few unique accessories to make the table and room come to life.

Remember: Less Is More!



## Decorate

Everything in the room, from table decorations to staging displays, features the Christmas theme. Individual local events will look different depending upon items available.

**Hang a variety of wind chimes around the room.  
Let people brush past them and let their music fill the air!**

*The best fun is when guests arrive and the Christmas theme comes to life with table elegance, games, fun programming, prizes and music! Allow guests to view the table decorations before they are seated.*

## Simplicity

Keep it simple. The task will be easier and the result will be a delight to the eye. Become familiar with the available space and set up accordingly. Use color, sparkle and light to its' best advantage.

## Table Ideas

**NATIVITY:** Add a Bethlehem touch. Collect as many nativity collection pieces as possible. Place one or two pieces near the centerpiece of each table. If antique versions are available, use them. Make different nativity collections look alike by adding a small amount of the same garland or tinsel or twine to each setting. Consider nativity options based on available items.

**COLOR:** Choose coordinating colors for a basic foundation. Use one feature Christmas color and add white as the foundation.

*Example: White table coverings, red decorations. White table coverings, dark green decorations. Burgundy and dark green give an elegant feel to a room.*

Add gold or silver touches. Print programs in the same color. Add sparkle with candles, crystal glasses and color coordinated napkins.



**BEAUTIFUL TOUCHES:** Add small personal touches that catch the eye. It could be antique crystal candlesticks with bows, old toys, figurines, old eyeglasses, books or live flowers.

**MORE FUN IDEAS:** Add a small bunch of jingle bells tied with curling ribbon to the top of the napkin setting. For a touch of whimsy, wrap a holiday ribbon around the napkin.

**FORGET THE CLUTTER:** Use items sparingly. Don't try to do it "all" on each table!

## Table Centerpiece Ideas

**Bells!** This Christmas Party fun theme is Jingle Bells. The spiritual theme is that Jesus is ONE-Derful! What fun to design decorations based on this idea.

Purchase or make wreaths made of large jingle bells. Lay the wreaths on the tables and place pillar candles inside the wreaths.

Add bells of all styles to each table as available.

Make jingle bell napkin rings that wrap the napkin and are placed on top of the party program on each plate.

Choose coordinating Christmas colors that are not too wild and feature the bells on each table.

**Simple Gifts:** Design each table to look like a wrapped gift. Choose a basic white table covering. Add wide red ribbon by crisscrossing it across the table and let it hang off each side. Make a huge red bow and place it in the center as the featured piece.

Add small jingle bells for each guest, red place mats and red napkins. Tuck candy canes in a ribbon in each napkin. Add candles and spray glitter.



**Country “Jingle Jangle” Christmas:** Fill each table with old fashioned decorations. Feature antique hurricane lamps and old toys. Add burlap bows and cranberry garland. Anything that says ‘country’ works great. Consider dark green table coverings and place mats in coordinating colors. Wrap napkins in twine and tuck in jingle bells.

**Contemporary Stunner:** Arrange three tall glass vases in the middle of each table. Add one poinsettia to each vase. Consider white table coverings and silver accessories. Place one piece of a nativity set near the vases. Accessorize with bells attached to white or silver ribbon and white or silver napkins.

**Elegant Home:** Start with red or green table coverings. Add red plaid wide ribbon across each table. Add a variety of homey candles, decorations and flowers just like any home displays during the holidays. Scatter bells. This is the perfect opportunity to borrow lovely items from folks in the group.

**Dessert Tower:** The centerpiece of each table can become Christmas dessert! Bake round layer cakes and decorate them. Attach small jingle bells on toothpicks with curling ribbon on the cakes. The cakes should serve the number of people at each table.


## BELL COLLECTIONS

Ask guests to bring their favorite bells for display. Some people enjoy collecting bells or have special Christmas bells they unwrap each year to add to their home decor. Often the bells have wonderful stories that can be shared around the tables.

## Our Plan:







## ONE-Derful Party Room

*“We’ve got bells that jingle jangle jingle!”*

Add accessories as available.

### Program Props

**Segment items:** Set up individual props for the after dinner program. See the party instructions for information. Sometimes nothing is needed. Choose a simple idea from our suggestions or design your own stage background.

**Christmas Bell Tree:** Place one lighted Christmas tree center stage. Trim with Christmas bells and large jingle bells. Add simple round ornament balls in one color for effect.

**Nativity Scene:** Create a simple Bethlehem scene on stage. Wrap a manger with wrapped gift boxes. Spotlight the manger from the floor.

### Photo Booth

Want some laughter filled entertainment? Collect interesting hats, long necklaces, gloves, scarves, ties, coats, etc. Decorate a simple background and provide chairs or a bench in the scene. Gather anything crazy and fun to wear.

**Photographer:** *Ask one person to take digital pictures. Guests may take pictures with their own cameras and cell phones. Guests have their pictures taken alone or in groupings of their choice. They can add items they want to wear or wear their own clothing. Make photos available as desired.*

**LISTEN TO THE LAUGHTER AND WATCH THE SMILES!!!**

*So Fun!*



## Art Supplies, Decorations, Small Gifts

*Shop craft and party stores, discount stores and rummage shops. Make table decorations, programs and table gifts. Check the internet for affordable, interesting items.*

**Creative Table Favor and Dessert:** Make Christmas cookies shaped like Christmas bells. Display them at each place setting by wrapping them in clear plastic, tied with curling ribbon bow and two small jingle bells.

*Take home gifts are always  
a popular 'oo-ahh' factor  
for any banquet!*



PREVIEW PROGRAM ONLY

**Door Prizes:** Ask businesses and restaurants to donate gifts or gift cards. Buy dollar store items like picture frames, note holders, lamps, cosmetic bags, pill organizers, key chains, plants, candles and costume jewelry to give away. Don't forget to provide fun gifts for children...stuffed animals, coloring books or building blocks are popular.

**Gifts In A Jar:** Mason Jars..Fill them with ANYTHING! (Examples: journal and pen, brownie ingredients (salt, baking powder, flour, cocoa, chocolate chips, walnuts), sewing kit, cookie cutters, cookies, Hershey kisses, crayons, blocks, figurines!)

*Put everyone's party ticket in a large bowl.  
Draw their names at random. They choose a gift.  
The gifts can be given away in order of the drawing.*

## Our Plan:



## Catalog Stuff

Check out Oriental Trading Company. They offer a wide variety of wonderful gifts, decorations and supplies!

[www.orientaltrading.com](http://www.orientaltrading.com)

*Excellent prices and so many Christmas bell choices! Take a look at Oriental Trading Company and find gifts and favors galore!*

See the jingle bells offered at s&s arts and crafts: [www.ssw.com](http://www.ssw.com)

Check out fun decorations at [www.shindigz.com](http://www.shindigz.com)

Don't forget deals on [www.ebay.com](http://www.ebay.com) and [www.amazon.com](http://www.amazon.com)

**Our Plan:**

PREVIEW PROGRAM ONLY  
NOT FOR USE  
PLEASE PURCHASE



*The excellence  
of a gift lies  
in its' appropriateness  
rather than in its' value.*



And So We Begin....

**Get Your Jingle On!**  
**Because He's ONE-Derful!**  
*Jesus! Our One-derful Gift!*



**Consider Crowd Psychology**

Everyone enjoys an event where people are talking and laughing, light and temperature are controlled, music sets the mood, strangers are new friends and tables are inviting. No one enjoys going to a party where people remain strangers, little conversation occurs and a subdued mood becomes awkward.

**When The First Person Arrives,  
The Party Has Begun**

Greet guests cordially, give name tags and direct them to the party area. Encourage guests to browse the table decorations as the crowd gathers. Help them choose a seat or find their assigned table. Point out rest rooms and conveniences. Keep guests out of the kitchen!!!

**Getting Together**

Help the guests "sense the whole". Enthusiastic group singing encourages togetherness. Christmas music is familiar and comforting. Play a few table games as ice breakers.



## Get Acquainted

Put people at ease with generous hospitality and smiles. Get acquainted with simple table activities. Place conversation starters under a few plates. Scatter pens or pencils and place paper puzzles or short games in obvious places so guests can work together to win a table prize.

## Small Groups

Place guests in small groups and offer opportunities to make more intimate contact with others. Devise an activity that could be done in pairs or teams of four.

## Alternate The Pace

Activities may be interactive or quiet. Create activities requiring a mental challenge with pencil and paper, group skits and some activities for the whole group.

## Build Toward A Conclusion

Complete exciting activities just before dinner. Continue the fun after the meal. Add Christmas spiritual thoughts near the end.

## Close With A Group Activity

End the event with a whole group activity. It could be singing or an inspirational spiritual closing. Consider a serious skit or talk, songs, Christmas Carols, sharing and a benediction featuring a fellowship prayer circle.



## Clean Up

Leave the church cleaner than you found it. Often those enjoying the fun are asked to help clean up. That can be fun and don't forget, "Many hands make light work".

*Keep the music playing through clean up.  
Take a moment to sing and dance with other helpers.*

### Our Plan:

PREVIEW PROGRAM ONLY  
NOT FOR USE  
PLEASE PURCHASE



*"Nobody's last words were  
'I had too much fun'."  
... Evelyn Beilenson*





## A Ringing Welcome!

*“He who is of a merry heart has a continual feast.”*

*Proverbs 15:15b*

*Serve a delicious chilled Christmas punch while guests gather, coats are removed and table seating is confirmed.*

**Make this a delightful formal holiday welcome by serving the cold beverage in crystal punch bowls with crystal cups. Consider serving mini appetizers on holiday plates. Feature Christmas napkins. Add a few Christmas bells grouped on the table.**

Play soft background Christmas music. Encourage guests to enter the party area where they move from table to table and enjoy the decorations and staged displays.

### Christmas Punch

Pour one liter of fresh fruit juice (orange, strawberry, etc.) into a large punch bowl. Add 2 liters of your favorite lemon/lime soda. Scoop in a pint of your favorite fruit sherbet (raspberry, orange or lime are all great flavors). Combine in a large punch bowl and serve.

*Adjust amounts of ingredients for number of servings.*

## Delish' Appetizers

*Choose appetizers that fit your group.*

*Because guests may be standing while juggling food, prepare finger foods.*

*Use our suggestion or create your own Christmas appetizer.*

*There are many delicious treat ideas on the internet!!!*



**Fresh Fruit ‘Cupcake’**

Choose a variety of fresh fruits cut into small portions and placed in a doubled cupcake liner. The best fruit is picked up with fingers for easy eating. Include a mixture of apple slice, cherry, diced cantaloupe, mini pineapple slice, banana, strawberries, blueberries.

**Yummy Fruit Dip:** 8 oz. Whipped Topping, 3 oz. Cream cheese, 7 oz. Marshmallow creme. Spoon into bottom of liner and fill with fruit.

**Nuts And Bolts Christmas Party Mix**

- 2 C. Corn Chex      2 C. Rice Chex      2 C. Cheerios
- 2 C. Thin pretzels      2 C. Blanched peanuts
- 3 T. Salad oil      10 T. Butter      4 T. Worcestershire Sauce
- ½ t. seasoned salt      ½ t. garlic powder

**Oven:** 225 degrees In baking dish, mix cereals, pretzels, peanuts together; set aside. On medium heat blend oil, butter, sauce, salt, garlic until butter is melted and spices are blended in. Pour seasoning mixture over cereal mixture and stir until completely coated with seasoning.

Bake 1 ½ hours, stirring every 20 minutes to make sure it does not burn. Remove from oven and cool completely before storing in an airtight container. Fill doubled cupcake liners with individual portions of the Party Mix before guests arrive.

**Crunchy Veggie Treat**

Cut mini celery, cucumber slices, broccoli, cauliflower, asparagus, dilly beans and carrot sticks that fit into doubled cupcake liners. Spoon Ranch Dip into the liners before placing veggies on top. Choose veggies that can be cut into small pieces for easy dipping.

**Ham and Turkey Roll Ups**

Roll deli ham and turkey and place upright in ranch dip with parsley or celery tops for garnish.

**Shrimp**

Spoon cocktail sauce into liner and place one shrimp on top. Option: For children, consider one chicken nugget on top of ketchup.

**Fish Sticks**

Tartar sauce and one fish stick cut in half with carrot stick and mini dill pickle slice.





**Southwestern Christmas Fun**

Fill cup with refried beans, shredded lettuce, diced tomatoes and top with sour cream. No spoon, just dip with the taco chips.

**Party Pretzel Fun**

Mini pretzels with mustard sauce.

**Boneless Wings**

Spoon a little bit of BBQ Sauce into liner and top with one or two boneless chicken wings.

**Christmas Chili Cups**

Spoon Chili into small plastic cups and top with two Ritz Crackers. Sour cream on top.

**Mini Ham Sandwiches**

Cut small dinner rolls into two sandwich pieces. Fill with ham, swiss cheese and mayonaisse, mustard or leave plain. Add top of roll and place ½ cherry tomato speared with toothpick. Arrange on silver trays with Christmas napkin added to the base.

**Pigs In A Blanket**

Cut hot dogs in thirds. Roll in Pillsbury crescent rolls. Bake until browned. Serve with mustard and ketchup.

**Our Plan:**





## A Christmas Feast!

*“I Cook: Therefore They Eat!”  
~ Most Moms*

**FIRST WE EAT.  
THEN WE DO  
EVERYTHING ELSE.**

*“It doesn’t matter if you win or lose.  
It’s how you bake the cake.”  
~ A Wise Woman*

Choose food you know your group enjoys and will remember fondly! We make specific suggestions but you know your group best.

**Plan accordingly.**

Assign a kitchen team to prepare the meal. Decide how this will be accomplished early in the party planning process. Choose a crew to cook and clean up, hire a caterer or host a covered dish meal or dessert gala.

Ask a local Boy Scout troop to help serve the meal. They often look for community projects.

## What Should We Eat?

Here are a few menu options to get you started. Consider the cost, the theme, the effort involved to make the food and the tastes of the group.

Create a separate menu for children under age 12.  
Communicate the child friendly choices  
when guests make their reservations.



## Chicken

Cream of Broccoli Soup  
Baked Stuffed Chicken Breast  
Mashed Potatoes  
Vegetable of Choice      Cornbread Muffins/Butter  
Tossed Salad/Dressing  
Dessert

## Pork

Won Ton Soup  
Roast Pork or Stuffed Pork Chops  
Rice Pilaf  
Vegetable of Choice Muffins/Butter  
Tossed Salad/Dressing  
Dessert

## Beef

Vegetable Soup w/Shredded Cheese  
Swiss Steak and Mushroom Gravy  
Hot Buttered Noodles  
Vegetable of Choice      Cornbread Muffins/Butter  
Tossed Salad/Dressing  
Dessert

## Fish

French Onion Soup  
Light White Fish:      Haddock and Tartar Sauce  
Baked Potato With Sour Cream and Butter  
Vegetable of Choice      Dinner Rolls/Butter  
Tossed Salad/Dressing  
Dessert

PREVIEW PROGRAM ONLY  
NOT FOR USE  
PLEASE PURCHASE



## Dessert Fun!

There are lots of amazing Christmas dessert choices. Choose one special dessert or consider a variety of choices offered by servers from trays at each table. Guests choose their favorite.

Christmas Cake

Cupcakes

Christmas Cookie Tray

Cheesecake

Angel Food Cake and Strawberries

Whoopie Pies (Gobs)

Pumpkin Pie

Apple Pie

Pecan Pie

Cherry Pie

Ice Cream Sundaes

Ice Cream (on the side of any dessert choice)

*Option: If some guests have special dietary needs, choose simple dessert choices for them.*

Our Plan:



# Children's Menu Choices

*Sometimes children do not enjoy the same foods adults enjoy eating. Consider a Children's Dinner Menu at a lesser cost.*

## Children's Menu #1


Chicken Nuggets      W/Ketchup  
Jello Cubes          French Fries  
Cold Drink            Dessert

## Children's Menu #2

Hamburger on Toasted Bun      W/Ketchup and Pickle  
Macaroni and Cheese              Celery Sticks  
Apple Slices              Cold Drink              Dessert

## Children's Menu #3

Hot Dog on Bun - Choice of Toppings  
Tater Tots              Fruit Cup  
Cold Drink              Dessert




*A person's a person,  
no matter how small.  
~ Dr. Seuss*



# 'Get Your Jingle On' Christmas Party Ideas!

*A party comes in many forms. What fun!  
Think about all these wonderful Christmas plan options!*



## Christmas Brunch Buffet

If your Christmas gathering is a brunch, make simple foods. Consider Egg and Ham with Cheese casseroles, fresh fruit cups or French Toast and sausage with syrup.

## Christmas Dessert Delights Party

When organizing an elegant after dinner evening, consider a variety of Christmas desserts. Casual Pie and Coffee is popular. From chocolate to a Christmas Cookie Party, whatever your group dreams up will be a 'sweet' event your group will not forget.

## Mug and Muffin

An afternoon gathering for tea and coffee and delicious muffins is always popular. Consider making several delicious muffin recipes and offering creative topping to try: Honey, real butter, peanut butter, cream cheese, jams and jellies and more! Add Christmas cupcakes for dessert. **For special fun:** Ask each guest to bring their favorite Christmas mug. Let them tell their mug story during the program!

## Christmas Sandwiches/Sweet Bread Luncheon

Serve large trays of a variety of sandwiches on a buffet table. Add several kinds of sweet breads (pumpkin, banana, date, nut) and toppings.





## Cakes Galore!

*Cakes are the GLORIOUS  
Christmas DESSERT of choice.*

So many choices!  
So many options!

1. Bake a variety of cakes . They become Christmas cakes because of the frosting and decoration. Be 'holiday creative' . Listen to the compliments.
2. Choose one or two flavors and coordinate the frosting with the color theme of the party.
3. Frost all cakes identically and top with fresh poinsettia blossoms and sprinkles.
4. Decide whether the cakes will be homemade or provided by a local bakery with that professional touch of frosting and decoration.

### Healthy Christmas Dessert Options

Provide simple angel food cake topped with strawberries. Consider a small dish of fresh fruit for those who may need another choice. Find out before the party if this option is necessary. Sometimes guests with special needs will just say 'no thank you' .

**Gourmet?** Consider a few choices like spice, carrot or a gourmet recipe found online at one of the many dessert web sites.

**Our Plan:**



Christmas Music...How Sweet The Sound!  
**Ring Those Bells Melodies!**

*“Make a JOYFUL noise unto the LORD.”*

Psalm 100:1

*The Best Way to Spread Christmas Cheer  
Is Singing Loud For All To Hear!*

Play pre recorded Christmas music as guests arrive and during the meal. Non vocals are best when mixed with party conversation. Contemporary Christian Christmas music is readily available.



*If your community has amateur/professional musicians willing to perform, ask them to be part of the Christmas festivities. Think about asking a violinist, guitarist, harpist, pianist or ensemble to perform as guests arrive and as they enjoy dinner.*

Sing a few secular Christmas songs and familiar Christmas Carols.

Ask a pianist to accompany the group.

There are many wonderful songs to choose!

Piano sheet music is not included with this party planner.

WHAT A PERFECT OPPORTUNITY  
TO INVITE A BELL CHOIR OR CHIME CHOIR TO PERFORM!  
CHECK OUT LOCAL CHURCHES AND ORGANIZATIONS.

RECRUIT CHILDREN TO BEGIN THE PARTY BY ENTERING THE  
ROOM RINGING LOTS OF BELLS. THEY WALK AMONG THE TABLES  
AND END UP RINGING IN THE FRONT AREA UNTIL A LEADER  
DIRECTS “STOP”.





## BEFORE EACH SONG, TELL IT'S HISTORY! WHAT FUN!

If guests do not know the lyrics, print the words in the party program. Scatter them throughout the program.

The goal is to have fun and surround the guests, young and old, with Christmas festivity. Tell the song stories before singing each one.

### Add Christmas Carols as desired.

**OPTION:** Reserve a special time for carols. Ask a small group to dress as Carolers and stroll the tables, singing familiar Christmas tunes.

### Our Plan:

PREVIEW PROGRAM ONLY  
NOT FOR USE  
PLEASE PURCHASE



## JINGLE BELLS

We have been singing "Jingle Bells" since 1850. Well, some of us have been singing it since 1850...or maybe it just feels like that long. James Lord Pierpont wrote it in Medford, Massachusetts. James was a Unitarian organist and music director so the story that he wrote it at the local tavern brings a smile. James! What were you doing at the tavern? We caught you!

If truth be told, people loved the song from the first moment. They sang it at their parties and jingled the ice in their glasses as they sang. It seemed to amuse them and the song story that a young couple was sleighing alone, unchaperoned in distant woods was a bit racy.

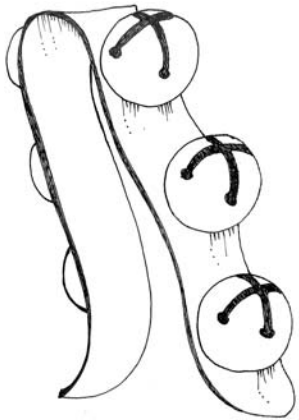
A sleigh ride on New England snow would be quite silent so horse harnesses were trimmed with straps and large bells to avoid collisions at intersections. The rhythm of the tune copies a trotting horse's bells. Now isn't that interesting?

Dashing through the snow...in a one horse open sleigh  
O'er the fields we go...Laughing all the way.  
Bells on bobtail ring...making spirits bright  
What fun it is to ride and sing...A sleighing song tonight

**CHORUS:** Jingle Bells! Jingle Bells! Jingle all the way.  
Oh what fun it is to ride in a one horse open sleigh.

A day or two ago I thought I'd take a ride  
And soon Miss Fanny Bright was seated by my side.  
The horse was lean and lank...Misfortune seemed his lot  
He got into a drifted bank...and then we got upsot.

**CHORUS**



## WINTER WONDERLAND

Recorded by over 200 different artists, *Winter Wonderland* is undoubtedly the song we love to hum at Christmas. Little did Felix Bernard and Richard Smith know in 1934 how popular their little tune would be. It was a top ten hit from the beginning and then crooner Perry Como sang it and the rest is history.



Sleigh bells ring...Are you listening  
In the lane...Snow is glistening  
A beautiful sight...We're happy tonight  
Walking in a winter wonderland.

Gone away is the bluebird  
Here to stay is a new bird  
He sings a love song...As we go along  
Walking in a winter wonderland.

In the meadow we can build a snowman  
Then pretend that he is Parson Brown  
He'll say: Are you married?  
We'll say: No man  
But you can do the job when you're in town.

Later on...We'll conspire  
As we dream by the fire  
To face unafraid...The plans that we've made  
Walking in a winter wonderland.

In the meadow we can build a snowman  
And pretend that he's a circus clown  
We'll have lots of fun with mister snowman  
Until the other kiddies knock him down.

When it snows...Ain't it thrilling  
Though your nose gets a chilling  
We'll frolic and play...The Eskimo way  
Walking in a winter wonderland.  
Walking in a winter wonderland.



## JINGLE BELL ROCK

1957 was a very good year. Bobby Helms released "Jingle Bell Rock". People sing and dance to it every Christmas season. Lots of artists have recorded it. Does it sound a bit like "Jingle Bells"? It was purposely written to be a modern version. The song makes reference to other popular songs of the 1950's like "Rock Around the Clock" and going to a "Jingle Hop". Let's face it. It is just too hard not to swing and sway and SMILE while singing "Jingle Bell Rock". Let's try!



Jingle bell, jingle bell, jingle bell rock  
Jingle bells swing and jingle bells ring  
Snowin' and blowin' up bushels of fun  
Now the jingle hop has begun

Jingle bell, jingle bell, jingle bell rock  
Jingle bells chime in jingle bell time  
Dancin' and prancin' in Jingle Bell Square  
In the frosty air

What a bright time, it's the right time  
To rock the night away  
Jingle bell time is a swell time  
To go glidin' in a one horse sleigh

Giddy-up jingle horse, pick up your feet  
Jingle around the clock  
Mix and mingle in the jingling beat  
That's the jingle bell rock

Jingle bell, jingle bell, jingle bell rock  
Jingle bells chime in jingle bell time  
Dancin' and prancin' in Jingle Bell Square  
In the frosty air



## SILVER BELLS

Is there any popular song better than a song written specifically for a movie? The Lemon Drop Kid, 1951 featured this sentimental word picture of Christmas in the city. It had a questionable start. When first written the song was titled Tinkle Bells. The lyricist sang it for his wife who said, "Are you out of your mind? Do you know what the word tinkle is?" Jay Livingston, the writer, said the song was inspired by a small bell that sat on his desk.



Silver bells, Silver bells  
It's Christmas time in the city  
Ring-a-ling, hear them ring  
Soon it will be Christmas day.

City sidewalks, busy sidewalks...Dressed in holiday style  
In the air there's a feeling of Christmas.  
Children laughing, people passing...Meeting smile after smile  
And on every street corner you hear

Silver bells, Silver bells  
It's Christmas time in the city  
Ring-a-ling, hear them ring  
Soon it will be Christmas day.

Strings of street lights, even stop lights  
Blinking bright red and green  
As the shoppers rush home with their treasures  
Hear the snow crunch, see the kids bunch  
This is Santa's big scene  
And above all this bustle you hear

Silver bells, Silver bells  
It's Christmas time in the city  
Ring-a-ling, hear them ring  
Soon it will be Christmas day.



## CAROL OF THE BELLS

This is an old song that hails from the Ukraine. Before Christianity, it was written as a chant but when Christians realized how important Christmas was, they updated it and now people all over the world sing the Carol of the Bells.

Hark how the bells  
Sweet silver bells  
All seem to say  
Throw cares away

Christmas is here  
Bringing good cheer  
To young and old  
Meek and the bold

Ding dong ding dong  
That is their song  
With joyful ring  
All caroling (oh! Oh! Ahh!)

One seems to hear  
Word of good cheer  
From everywhere  
Filling the air

Oh how they pound  
Raising the sound  
O'er hill and dale  
Telling their tale.

Gaily they ring  
While people sing  
Songs of good cheer  
Christmas is here

Merry, Merry, Merry, Merry Christmas  
Merry, Merry, Merry, Merry Christmas



PREVIEW PROGRAM ONLY  
NOT FOR USE  
PLEASE PURCHASE

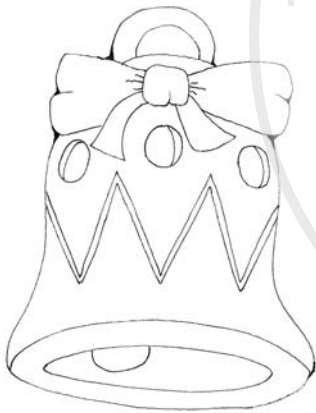


## I HEARD THE BELLS ON CHRISTMAS DAY

Now we come to the oldest song in our Christmas bell collection. Henry Wadsworth Longfellow wrote it Christmas Day, 1863. During the American Civil War, Longfellow's son joined the Union army without his father's blessing.

His son wrote, "I have tried hard to resist the temptation of going without your leave but I cannot any longer. I feel it to be my first duty to do what I can for my country and I would willingly lay down my life for it if it would be of any good."

He was severely wounded. At the same time Longfellow's wife died in an accidental fire. He was inspired to write the poem on that 1863 Christmas Day. It begins in despair and ends with the bells carrying new hope for peace among men. As sad a beginning as it was, it was first published in "Our Young Folks", a teen magazine. Beautiful renditions have been performed ever since that day.



I heard the bells on Christmas Day  
 Their old, familiar carols play  
 And wild and sweet  
 The words repeat  
 Of peace on earth, good will to men!

And thought how, as the day had come,  
 The belfries of all Christendom  
 Had rolled along the unbroken song  
 Of peace on earth, good will to men!

Till ringing, singing on it's way  
 The world revolved from night to day

A voice, a chime, A chant sublime  
 Of peace on earth, good will to men!

Then from each black, accursed mouth  
 The cannon thundered in the South  
 And with the sound  
 The carols drowned  
 Of peace on earth, good will to men!



It was as if an earthquake rent  
The hearth stones of a continent  
And made forlorn  
The households born  
Of peace on earth, good will to men!

And in despair I bowed my head:  
"There is no peace on earth", I said:  
"For hate is strong  
And mocks the song  
Of peace on earth, good will to men!

Then pealed the bells more loud and deep:  
"God is not dead nor doth He sleep.  
The Wrong shall fail  
The Right prevail  
With peace on earth, good will to men.

PREVIEW PROGRAM ONLY  
NOT FOR USE  
PLEASE PURCHASE





## RING THE BELLS

Ring the bells, ring the bells, let the whole world know  
Christ was born in Bethlehem many years ago.  
Born to die that man might live, came to earth new life to give  
Born of Mary, born so low, many years ago.

God the Father gave his Son, gave His own beloved One  
To the wicked sinful earth, to bring mankind His love, new birth.

**CHORUS: Ring the bells, ring the bells**  
Let the whole world know  
Christ the Savior lives today  
As He did so long ago!

Ring the bells, ring the bells, what a glorious morn!  
Men and angels worship Him, singing, Christ is born!  
Born to die on Calvary, born to set His people free  
God Himself in human form, tell it! Christ is born.

He has left His royal throne. He has come to claim His own  
Christ the Lord has come to earth, go spread the news of Jesus' birth.

**CHORUS**

## COME ON, RING THOSE BELLS

Everybody likes to take a holiday Everybody likes to take a rest  
Spending time together with the family, Sharing lots of love and happiness.

**CHORUS: Come on, ring those bells**  
Light the Christmas tree  
Lord is the king  
Born for you and me.  
Come on, ring those bells  
Everybody sing  
O Lord, we remember  
This your birthday.

Celebrations come because of something good  
Celebrations we love to recall  
Mary had a baby boy in Bethlehem The greatest celebration of all. **CHORUS**



A Christmas Scrapbook Memory

## Keepsake Program



*“I will honor CHRISTMAS in my heart.  
And try to keep it all the year.”  
~ Charles Dickens ~*

Prepare a “take home” keepsake  
in the form of a printed program.  
While not necessary, it is a nice party addition.

PREVIEW PROGRAM ONLY  
NOT FOR USE  
PLEASE PURCHASE

### Cover

Use card stock. Make copies on the church printer/copier. Artwork may consist of a simple Christmas graphic and the party name.

### Trim

Add an interesting real item to the cover. Consider a colorful Christmas bow or ribbon, colorful Christmas sticker or wrapping paper folded to resemble a gift and attached with glue or tape. Of course, add a small jingle bell to the cover!

### Printed Information

Include the menu, committee members, kitchen crew and servers. Add song lyrics, artistic touches, poetry, Bible verse and the title of each program segment.

### Be Creative!

This is an opportunity to create a lovely keepsake to be treasured in scrapbooks and memory folders for many years. Take time to design a printed piece worthy of the occasion.



## Welcome The Guests

# Mingle And Jingle!

*“Dingle ALL The Way!”*



Seat guests informally at a prearranged table.  
Family and friends sit together.

Encourage guests to get to know  
one another by playing table games.  
Guests may team up to answer the questions.

Furnish small prizes for each successful group.  
Prizes may be Hershey Kisses,  
Mini candy bars or other tiny treat.

Give the prizes to the guests as they win.  
**Secret:** Let EVERYONE win at least once!

Use table games we suggest  
or find games you enjoy.  
Copy as many as desired on paper.



## Do You Know Your Christmas Songs?

The following words are alternate titles for several well known Christmas songs. Fill in the proper title in the space provided.

*Have fun!*



1. Quadruped with Crimson Proboscis.
2. Eight P.M. to Six A.M. Without Noise
3. Minuscule Hamlet in the Near East
4. Ancient Benevolent Despot
5. Exuberance Directed to the Planet
6. Listen, Aerial Spirits Announcing
7. Trio of Monarchs
8. Yonder in the Hay Rack
9. Cherubim Audited from Aloft
10. Assemble, Everyone who Believes
11. Hollowed Post Meridian
12. Fantasia of a Colorless December 25
13. A Dozen Twenty-four Hour Yule Periods
14. Befell During the Transparent Bewitching Hour
15. Homo Sapien of Crystallized Vapor
16. Desire a Pair of Incisors on December 25
17. I Spied My Maternal Parent Osculating Jolly Elf
18. Perambulating Through A December Solstice Fantasy
19. Adorn the Vestibule
20. Wiggle tintinnabulums

PREVIEW PROGRAM ONLY  
NOT FOR USE  
PLEASE PURCHASE



**Answers:** Do You Know Your Christmas Songs?

1. Rudolph The Red Nosed Reindeer
2. Silent Night
3. Oh Little Town of Bethlehem
4. Good King Wenceslas
5. Joy To The World
6. Hark the Herald Angels Sing
7. We Three Kings
8. Away In A Manger
9. Angels We Have Heard On High
10. Oh Come All Ye Faithful
11. Oh Holy Night
12. I'm Dreaming of a White Christmas
13. The Twelve Days of Christmas
14. It Came Upon A Midnight Clear
15. Frosty the Snowman
16. All I Want for Christmas Is My Two Front Teeth
17. I Saw Mommy Kissing Santa Claus
18. Walking in a Winter Wonderland
19. Deck the Halls
20. Jingle Bells

*(Prepare several small prizes for winners.)*

## Twelve Days of Christmas

Group everyone into 12 teams, it can be random or have people count off from 1-12 or divide by tables. Give each team one verse of the Twelve Days of Christmas. Each team is responsible for singing one verse of the song. As you know, the song repeats itself with a new verse added each time. The best part of all is that as the teams sing their verse, they are to act out the verse with motions they plan to do. This is really, really funny to watch!



## The Left Right Game ~ The Nativity Story

*This is a RIGHT-LEFT GAME. Provide one wrapped gift for each table of guests. Pass the gift to the RIGHT when you hear the word RIGHT and to the LEFT when you hear the word LEFT. When the story is over, the gift belongs to whoever is holding it.*

In those days, Caesar Augustus decided to count everyone **LEFT** living in the whole Roman world. Joseph **LEFT**, taking Mary with him **RIGHT** to his town of Bethlehem to register.

When they arrived, there were no rooms **LEFT**. All of the inns in Bethlehem were **RIGHT** full. There was just nowhere **LEFT** for them to stay. Finally, someone offered to let them stay **RIGHT** in their stable.

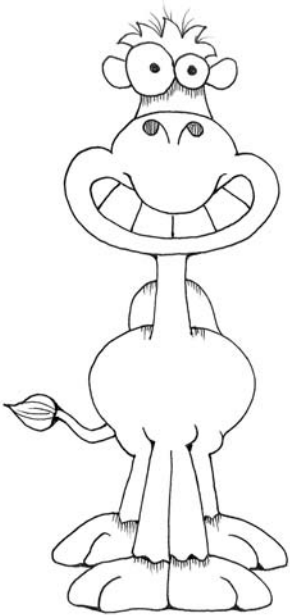
Mary was pregnant and while in Bethlehem the **RIGHT** time came for her to give birth. She gave birth to a boy **RIGHT** there. **RIGHT** there in a Bethlehem stable, the Savior of the world was born. Mary wrapped him with **LEFT** over strips of cloth and laid him **RIGHT** in a manger.

Some shepherds who lived **RIGHT** near Bethlehem, were out at night **RIGHT** in their fields watching over their sheep. **RIGHT** then, they saw a bright light. The light was so bright that they had to close their eyes. There were **LEFT** with an amazing feeling. When they opened them again, a beautiful angel was standing **RIGHT** in the sky, **RIGHT** above them with his arms **LEFT** opened wide. The shepherds looked **RIGHT** at each other and were **LEFT** feeling very afraid.

Then the angel spoke **RIGHT** to them. "Do not be afraid. I'm **RIGHT** here to bring you the good news **LEFT** for all people. Today, **RIGHT** in Bethlehem, a baby has been born. He is the **RIGHT** one, the one that will save the world. You will know the **RIGHT** baby because He will be **LEFT** wrapped in cloths, and lying **RIGHT** in a manger.

**RIGHT** then, a large group of angels appeared **RIGHT** there and they said, "Glory to God and peace to all people **LEFT** on the earth."

The shepherds were **LEFT** amazed and excited. They had to go **RIGHT** away to see this baby the angels were talking about.



They **LEFT** as fast as they could, and soon found Mary, Joseph and Baby Jesus **RIGHT** where the angels said they would be. The shepherds fell **RIGHT** to their knees when they saw Jesus and were **LEFT** filled with joy that they had found the Savior. They stayed for a short time and then **LEFT**. As soon as they **LEFT**, they began shouting **RIGHT** in the streets and telling everyone **LEFT** in town about what they had seen.

**RIGHT** after Jesus was born, wise men traveling **RIGHT** on their camels noticed a very strange star **RIGHT** in the sky. They knew that the **RIGHT** One who would save the world had been born.

**RIGHT** away King Herod got very worried. He assembled all of the important people **LEFT** in the area and asked them where this baby had been born. The people replied, "**RIGHT** in Bethlehem."

**RIGHT** then, King Herod called the wise men to meet with him **RIGHT** away. He asked them to go and find the child **RIGHT** away. "**RIGHT** as soon as you find Him" he said, "Tell me, so that I can go to Him **RIGHT** away and worship Him."

After the wise men spoke to the king, they **LEFT** to find the baby. They didn't know **RIGHT** where He was, but followed the star **LEFT** in the East until it hung **RIGHT** over the place where Jesus was. When they found Jesus, and they bowed **RIGHT** down and worshiped Him.

**RIGHT** after that, they opened the gifts they had brought Jesus...gold, frankincense and myrrh. Then they **LEFT** to find a place to sleep for the night.

That night the wise men all had the same dream **RIGHT** as they were sleeping. They were not to go **RIGHT** back and tell King Herod where they had found Jesus. King Herod wanted to kill Jesus because he was jealous of Him. So, the wise men **LEFT** for home another way so that Herod would not know the **RIGHT** direction they had come from. They also decided **RIGHT** then that they would not tell King Herod anything about what they had seen.



When the wise men **LEFT**, an angel appeared to Joseph in a dream and said, "Arise, take Jesus and Mary and run **RIGHT** to Egypt. Joseph got up **RIGHT** away and woke up Mary. She quickly picked Jesus **RIGHT** up and they **LEFT** in the middle of the night for Egypt where they would be safe.

**RIGHT** after King Herod died, an angel appeared again **RIGHT** away to Joseph and told him to go **RIGHT** to a place called Nazareth. Joseph and Mary and Jesus **LEFT RIGHT** away! And that is **RIGHT** where Jesus grew up.

## Christmas Tray Game

Place a variety of Christmas items on a large tray. Cover the tray with a towel. Carry it to each table where the guests view the items for one minute. Cover the tray and move on. Their task is to write down as many of the items as possible in a numbered list. This can be accomplished as a table team or individually. Give a small prize to each winner.

## Mystery Stocking

Fill a stocking or sock with a collection of mystery items. Pass the stocking around the group, letting each guest guess what is inside. They may shake the stocking, smell it or simply feel the shape of what is inside. Hint: Fill the stocking with simple items. Crayons, toy car, small stuffed animal, ball, pack of cards, spice jar, safety pin, flashlight. Choose anything at hand that fits inside the stocking.

## Christmas Bells Game

Give a small bell to each player. ONE SMALL BELL is a different color or has a ribbon attached. Be the last player remaining. Hide bell in hand. Players approach each other saying "Jingle Bells". That player guesses in which hand the other player has their bell. If successful, they swap bells. Play continues until one player with the colored bell wins a small prize when leader calls end of game.





# Get Your



## Because He Is ONE-Derful!

### A Jingle Jangle Christmas Party



## Open Before Christmas! Tips For A Great Christmas Party!

Program segments may be used any way desired.  
Ask folks of all ages to participate. **No Memorization.**  
Eliminate segments you cannot use!

Make as many printed copies as needed from the Master Copy.  
Do not give the party planner to any church or group  
without permission from CLOSE ENCOUNTERS MINISTRIES.

*If a guest speaker has been invited,  
consider using a few of these Christmas segments  
instead of all of them.*

**Consider time limitations.**


Encourage individual speakers to communicate clearly.  
Provide microphones.

*No rehearsal is necessary.*

*The participants follow directions in their segment.  
The Party program comes together on the spot.*

Confirm involvement with each person  
before the party to be sure each one is going to attend.

**Adapt the material as desired.**  
**Add or delete material of your choice as desired.**  
**Enjoy the humor and inspiration of each segment!**



PREVIEW PROGRAM ONLY  
NOT FOR USE  
PLEASE PURCHASE



## Put On Your Thinking Cap!

*Add unique Christmas activities that will make your party memorable. Here are a few fun ideas!*

### Ugly Sweater Contest

Give prizes for the most unusual sweater, prettiest, creative, ugly, fashionable, color coordinated, expensive, cheapest, etc.

### Christmas Fashion Parade

Choose guests who are dressed for the holidays. They participate in a parade while Christmas music is played.


### Make A Christmas Ornament

Supply a table to make simple ornaments. Guests may make their own take home gift.

### Christmas Photographs

Set up a Christmas scene in one corner. Families and friends gather to take pictures. Provide silly hats, boas, ties, glasses and other items. Assign a photographer but individuals can take pictures too!

## Our Plan:



## Party At A Glance

A Warm Welcome: Hor d'oeuvres and Christmas Punch  
Background Music and Games

Pre Dinner Welcome: A Jingle Jangle Christmas

### A ONE-Derful Meal!

*Mmm, Ring-A-Ding-Licious!*

After Dinner Introduction ~ Jangled!

Kids ... Jingle Bell Bash!!

Teens...The Silent Bell

*Music*

Christmas Curmudgeon...Bah Humbug!

Moms: Happy Dreamers...All I Want For Christmas!

Christmas Angel...A Miracle Is Passing By!

*Music*

I Believe...The Sweetest Sound

Conclusion ~ Get Your Jingle On Because He's ONE-Derful!

*Music: A Christmas Carol Sing*



PREVIEW PROGRAM ONLY  
NOT FOR USE  
PLEASE PURCHASE



## Pre Dinner Welcome ~

# A Jingle Jangle Christmas!



Welcome! It is time to "Get Your Jingle On ~ Because He Is ONE-Derful"! You may be asking if bells were really part of the Christmas story in Bethlehem so long ago. Well, to be quite honest, no. At least no one wrote bells into the Bethlehem story. That doesn't mean bells weren't ringing in Heaven when Jesus was born.

*What a glorious sound! Large bells, small bells, tinkling bells and jingle bells. Every time we hear a bell "an angel gets it's wings". Wait a minute. No they don't. That's just rumor! Every time we hear a bell we are reminded of the glory of God.*

It did not take long for people all over the world to ring bells on Christmas Eve and Christmas morning. History records bells ringing and people singing to celebrate the birth of our Savior, Jesus. We can't help ourselves. We are so filled with joy that we want everyone to hear the bells and celebrate with us. Ring those bells!

*Sit back and let us treat you to laughter, delicious food and, in the end, a grand celebration of Jesus' Birthday. Why? Because He's ONE-Derful. O-N-E. There is a reason Jesus is special. He is our **ONE and Only** and we know there is none like Him.*

Christmas is a time for remembering, a time to share your heart, and a time for expressing with words and gifts what someone means to you. Christmas is a time to make wishes come true. Think about the 'down through the ages', 'wrapped up with a bow', ONE-Derful Christmas attitude:

*"For God so loved the world that He GAVE His ONE AND ONLY begotten Son, that whosoever believes in Him shall not perish but have everlasting life."* John 3:16

We have planned a ONE-Derful, Get Your Jingle On Christmas event. Join in with complete abandon! Enjoy your meal. It is time to get your 'Christmas' on!



## Prayer For the Meal



## Let's Have Some Fun!

Every time someone rings a bell during dinner,  
pick up your own bell and ring it too.  
No bell? Clink your spoon against your glass.  
Let's celebrate throughout our meal!!!



After Dinner Welcome ~

## Jangled!



*One person may present this segment or it can be divided between two people.*

Bells, especially Church bells, have been associated with Christmas for a long time. In some churches, the church day starts at sunset, so any service after that is the first service of the day. A service on Christmas Eve after sunset is the first service of Christmas day. In churches that have a bell, they ring to signal the start of Christmas.

*In the United Kingdom, the largest bell in the church is rung four times in the hour before midnight. Then at midnight all the bells are rung in celebration. Throughout towns, villages and large cities, the sound of many bells fill the air and the people rejoice.*

In Victorian times, it was fashionable to go carol singing with small handbells to play the tune of the carol. Sometimes there would only be bells and no singing. Handbell ringing is still popular today.

*That explains the glorious **JINGLE** of Christmas. As we begin our time together, let's think about being "jangled". No one enjoys a harsh, discordant bell jangled loudly in our ears. Sometimes the entire Christmas season feels like a massive **JANGLE!***

We feel jangled when our children ask for impossible gifts that cannot be obtained. We feel jangled when the 'to-do' list is so long we cannot sleep at night worrying about the next day's tasks. We feel jangled when we have never roasted a turkey and our mother-in-law is coming for Christmas dinner.

*We feel jangled when all the lights on the Christmas tree burn out at the same time. We feel jangled when everybody in the family has outgrown their fancy clothes and we have to use the credit card to get outfits (including new shoes) that look great in the Christmas program.*



We feel jangled when the dog eats the tray of homemade Christmas cookies just before our guests arrive. It was all great when we got the puppy and everyone agreed to take care of little "Cutie". Who gets the real job of cleaning up the mess? Guess who?

*We feel jangled when, in the midst of all this 'jangle-ness', the pastor asks us to direct the Sunday School Christmas program because, "You are the very last person on the list and no one else can possibly do it as well as you can and if you don't do it there won't be a Christmas program this year." Yep, it's all said in one long sentence so you can't interrupt with "But, but...I have company coming for Christmas!" (Sigh)*

JANGLED!!! That is what Christmas becomes. We don't choose it. We never choose to enter Christmas season thinking it will happen but here we are...Jangled.

*As far as written history is concerned, people have been "jangled" since 1795 when the word first appeared. Eventually folks talked about the things that "jangle my nerves". Christmas is one of those "jangle my nerves" events.*

**UNLESS!** We pause. We take a deep breath. We read Luke 2 the day after Thanksgiving. We decide that for this year, just this year, we will be more JINGLE than JANGLE. We will slow down, keep calm and remind ourselves to "Get Your Jingle On".

A sense of humor helps. A sense of the Holy Spirit helps. Keep it simple. Ring the bells. Celebrate Christmas "Because Jesus is **ONE-Derful!**"





For The Kids ~

## Jingle Bell Bash!!



Ask as many children (all ages) as are present to gather in the back of the room.

No rehearsal needed. Teach them the song while on stage. Choose several children to speak for children of all ages.

**PROPS:** Each child wears a glow stick on their head like a halo/headband. Give each child a bell to ring. They walk to the front of the room ringing their bells wildly!

#1: The noise! Oh, the noise! Stop the ringing!

#2: Keep ringing everyone!

#3: (*Shouting over the bells*) I LOVE bells. This is beautiful!

#1: There's no song! Stop the noise!

#2: I hear it! There IS a song. It's the song of Christmas! It's a Jingle Bell Bash.

#3: (*Turn to the group*) Everyone! Stop ringing for a minute!

The bell ringers silence their bells and stand quietly.

#1: Whew, that's better. I was getting a headache.

#2: Christmas bells are my favorite bells. Every time I hear a bell I think about a big party, a Christmas Bash. When Jesus was born, the party was small and quiet.



#3: But...if there had been bells in Bethlehem, the shepherds would ring them. The wise men would ring them. There was a quiet 'bash' going on in that old stable.

#2: Their voices and their hearts were their bells. They left that stable and told everyone they saw that God had kept His promise and sent a Savior.

#1: Jesus is God's ONE! One and only Son! One-Derful Savior, Messiah and Lord. The shepherds didn't waste any time. They ran to the stable and they ran back to their sheep, shouting the Good News about Jesus the whole way. Now that's a "bash"!

#2: The shepherds let loose, praising God for everything they had heard and seen. Angels, a message, singing, miracles and God's Baby. What a night!

#3: Yes, their voices and their hearts were the "bells" of that night.

#2: Telling everyone that Jesus is our Savior is our bell too! So...

#1: RING THOSE BELLS! Let the whole world know. Christ was born in Bethlehem and we are still His bell ringers today!

**RING THOSE BELLS**

*(Tune: "Jimmy Crack Corn")*

Oh, ring those bells and turn around  
Ring those bells and turn around  
Ring those bells and turn around  
Christmas time is here.

Ring those bells and stomp your feet....

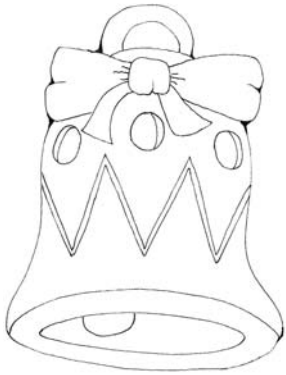
Ring those bells and jump up high....

**LEAVE THE ROOM  
RINGING AS MANY BELLS  
AS POSSIBLE!**



Teens

## The Silent Bell



**PROPS:** Oversized posterboard bells “rung” without sound. The bells may be decorated with large bows and spray glitter.

Teens enter from the back ringing silent posterboard bells. Stand silently across the stage continually moving the bells up and down.  
*Divide speaking parts between available participants.*

#1: COUGH, COUGH!

#2: Shh, we must not make one sound.

#1: Excuse me. I had to cough. Why do we have to be so quiet?

#2: We will annoy people if we make noise. I came up with The Silent Bell idea last night. If we ring our bells silently we won't bother anyone.

#3: It's Christmas! Bells should ring everywhere. The very purpose of Christmas bells is to “ring wild and sweet”. Haven't you ever heard that song? “I heard the bells on Christmas Day. Their old, familiar carols play, And wild and sweet the words repeat of peace on earth, good will to men!”

#4: Let the Christmas bells ring! Let the Christmas angels sing! Isn't Christmas time a marvelous thing?

#5: *(Sigh)* When did Christmas start to annoy people? God's plan to send a Savior is the best Good News in all of history!

#6: Are we the ones who are afraid to share God's Good News? We share everything but when it comes to Jesus we are bullied into silence. All it takes is one person on the internet to write, “How dare you talk about Jesus? How dare you believe in the words of the Bible? How dare you try to tell the rest of us that Jesus is the Way to Heaven? How dare you?”



#7: We are just brave enough to stand here silently hoping our smiles and our silent bells will lead people to Jesus. Maybe they will catch on to His life just by looking at us.

#8: I doubt it. I can't smile that big!

#9: At some point we must ring our bells and make some noise! Jesus said, *"If they remain silent, the stones will cry out."* (Luke 19:40) He could have said, "If my people remain silent, the bells of Christmas will ring out God's Good News of salvation."

#10: My arms are getting tired. I'm tired of being a Silent Bell. I have an idea! Everyone! Everyone in this room....everyone within the sound of my voice....Ring your bells! If you don't have a bell, shout "Ding Dong" again and again.

#11: Let's make some noise for Jesus! No more Silent Bells at Christmas!

Let all the bells in the room ring!  
Leave the stage and ring the posterboard bells  
while walking out of sight.

PLEASE PURCHASE

## MUSIC

### Audience Sings A Christmas Carol

Suggestion:

“Ring The Bells, Let the Whole World Know”



## Christmas Curmudgeon Bah Humbug!

One or Two People, any age  
Must be Grumpy!



I don't know when I started to hate Christmas. Maybe it began when I read about the Grinch observing Who-Ville. "Every Who down in Who-Ville, the tall and the small, would stand close together, with Christmas bells ringing; they'd stand hand in hand. And the Who's would start singing." I didn't like that. Yuck.

*Simeon and Anna, the old folks who dedicated Baby Jesus in the temple never wished anyone a "holly jolly" Christmas or whispered some message about "chestnuts roasting on a open fire". The world is complicated and those two old buggers knew that. I know it too.*

Merry Christmas, Bah Humbug! Everyone stresses out over family meals and all the things folks tend to complain about. Pulling boxes of decorations down from the attic and the rest of the junk up from the basement. I'm sick of it. Getting on that ladder to string lights across the front of the house is getting old too...and dangerous.

*And then there are all those insane Christmas movies. Do you know some television stations celebrate twenty five days of Christmas. Twenty five!!! They show non stop Christmas movies every single hour of every single day until Christmas Day. If I hear one more, "You're gonna shoot your eye out" or "Every time a bell rings an angel gets its' wings" I going to ...well, I'm going to turn off the TV. Yeah, that'll get 'em.*

I have to buy presents for a bunch of people I don't much like so nobody feels left out. Have you noticed what it has come down to these days? Visiting a 'Christmas gift shop'. I pick something I would never dream of buying for me but buy it to give to someone else. I wish people would save their money and save me from having to lie about how much I love the 'gift' they gave me. I have a closet full of that stuff.



*Then there are the cookies! Somebody always gets the clever idea of filling a fancy tin shaped like a teapot because, "I remember she has that collection of teapots. She's gonna love this." I like the cookies I bake and frankly, I don't need more cookies and fudge and candy and peppermint canes and fruit cake.*

So, here's my snarky salute to Rudolph and other reindeer who are "dancing and prancing". Here's to the shopping mall overrun with crying children and frazzled parents. Here's to the Christmas music that begins after Halloween and never ends...NEVER ENDS!

*Even though there are lots of Christmas things to enjoy, it is nice to sit back and relax and know it is all over for another year. The turkey is either finished or safely frozen for the coming weeks when I can enjoy it properly. The decorations are packed away and returned to the attic for another eleven months. At last there is space, wonderful space, in the living room where that 'tired' Christmas tree was standing. I can finally get into cupboards that were behind it.*

Don't judge me. I know you call me a Christmas Curmudgeon but you think the very same things, don't you? You get tired too. You long for a "Simply Jesus" Birthday celebration. What would Christmas be like if we realized that it's not OUR birthday. It's all about Jesus' birthday. Christmas is the one time of the year we should put aside our "stuff" and shout "Christ is Born!"

*The famous green Grinch got it right in the end. "And the Grinch, with his Grinch-feet ice cold in the snow, stood puzzling and puzzling, how could it be so? It came without ribbons. It came without tags. It came without packages, boxes or bags.*


*And he puzzled and puzzled till his puzzler was sore. Then the Grinch thought of something he hadn't before. 'What if Christmas,' he thought, 'Doesn't come from a store? Maybe Christmas...perhaps...means a little bit more!'"*

Well, anyway, that's what I think. Bah Humbug!



Moms...Happy Dreamers!

## All I Want For Christmas



### Moms of Any Age

*Divide speaking parts between two or more available participants.*

#1: Ahh...Christmas. It's one of the few days of the year where we get to sit back, relax and enjoy quality time with our family—usually very early in the morning! They love me so much, they don't want me to miss one minute of Christmas. 5:00 A.M.? No problem. Up and at 'em! There are presents to open and a living room to trash.

#2: The last time I sat back and relaxed on Christmas Day was before I was a mom. These days I just hope I buy the right toy, make the house look halfway decent and don't burn the turkey.

#3: It's mostly about the kids but I love finding something special for me under the tree on Christmas morning. To be honest I am totally over sweaters, jewelry, kitchen gadgets and the like.

#4: *(Singing)* "All I Want For Christmas is my two front teeth...." Oh, those were the simple days. I can think of a few Christmas gifts that would be so nice to have. A long hot shower, better yet, a bubble bath ALONE! No one coming in to pee, no one running their hands under the bathroom door shouting, "Mommy, Mommy".

#5: I would love a gift certificate for one day of pampering. No cooking, no cleaning, no messes to clean up, no dog to chase around the block. Just one day of sitting on the couch with a good book and minions who do my bidding. And hot coffee! I never get to finish a full cup of hot coffee. I always end up thinking, "Well, it still tastes good cold."

#6: One weekend of quiet. I see a quiet hotel in a quaint seaside town. I am shopping, sleeping eating and I don't have to talk to a soul. It is a magical, happy dream."



#7: I want one day, and that's not a lot, to sleep in. No one jumping on the bed, no cartoons. No, "I'm hungry, Mommy". I want my blanket. My pillow. If my family only knew how easy it is to make me happy. I would be so happy I would weep.

#8: I'm still looking for the little homemade coupon book that gets me out of all the things I do on a daily basis. How great would it be to see dishes on the counter and NOT be responsible to clean them? Laundry, car pooling, answering the phone with the phone scammer on the line...mmm, it would be amazing. Turn in the coupon and let my darling family repeat the family rule: "We don't do any business on the phone". I could get into that.

#9: The perfect gift! A date night complete with a loving babysitter who says, *"Get out of here, you two crazy kids. Have dinner. Enjoy a movie. Don't worry about the time. The kids and I will be fine."*

#10: An internet acquaintance once got the really perfect Christmas gift: Full control of the TV remote for one day. No cartoons, no Big Foot shows, no shows about aliens and NO sports. She says she binge watched all her favorite comedy series. Part of the present was that NO ONE could ask her to change the channel. She messaged me that it was Heaven, pure Heaven!

#11: Snuggles! That's it! If all the world should fall away, I want one full day snuggling with my children without any *"Eww, Mom, get away"* or *"I'm too old for that stuff"*. When they are small we think their love and kisses and snuggles will last forever. The older they get, the less we moms get our dose of snuggles. So there you go! That is what I want for Christmas!

#12: Well, Christmas is coming. There is always hope that our dreams will come true. It's time to "Get Your Jingle On". There's a house to clean, lists to make, presents to buy and a turkey to roast to a golden brown. Oh yes, and there's a story about Baby Jesus in Bethlehem to be told again and again.






## Christmas Angel

# A Miracle Is Passing By!

## One Costumed Angel



Shh, everyone! Be still. Look! A Miracle is passing by. He may look like a common, every day baby boy but trust me, He is ONE of a kind and He is ONE-Derful!

*I am on a mission. It started in Heaven as a secret mission but soon the shouts of "He is Born" were all around the village. It's hard to keep a secret in a small town. Bells were not jingling but voices were ringing.*

I still blame the shepherds for blabbing the baby announcement. Minding their own business on the hillside outside of Bethlehem, we burst into their lives. Angels, wings, flying, lights, singing! Shocking? I guess they were not expecting a miracle to pass by that night. I tried to calm them. I said, "Fear not". We angels think that is always a good place to start when appearing as part of a miracle passing by. There was nothing to fear.

*We, the Heavenly host, are used to miracles. Heavenly Father performs them every day. We usually stand around with our wings folded, praising Him, "Well, there He goes again! Another miracle passing by! Isn't He amazing?"*

This baby? God outdid Himself. I have been announcing God's messages for thousands of years. Sometimes His words are whispered and quiet, meant for one person. Other times His voice is strong and mighty and meant to be obeyed. When My Creator takes a moment to speak, it is more wonderful and beautiful than any human or angel could express. I listen and take notes.



I carefully memorized God's message to all of you. He might as well have said *"Pay attention! Don't miss it. A miracle is passing by!"* Instead, His message was more amazing. *"Glory to God in the Highest and on earth peace, good will toward men."* A great way to start. I was so pleased to be saying it. The shepherds perked up. They knew more was coming.

Directions and Instructions. I firmly believe you cannot appreciate the full scope of a miracle passing by if you can't find it. I repeated God's directions and hoped those shaking shepherds could remember how to find the miracle.

*"Unto you is born this day in the City of David"* ...they knew that was Bethlehem.... *"A Savior, which is Christ the Lord"*. ...the Jewish nation had been waiting for the Messiah. I was so excited. Their eyes were on me and they got the message. They knew that somewhere in that little village God's miracle was passing by.

Then the specific directions so they couldn't miss it. *"Here's the sign: You will find a baby wrapped in swaddling cloths and lying in a manger."* Bingo! Get going! A Miracle is passing by and we angels do not want you to miss it. Run!

There were thousands of angels singing. What a choir of angels in the air. Thankfully, we made an impression on a few tired working men and they found Jesus, God's **ONE-Derful** miracle. They told everyone they met that Jesus, their Messiah, was born. Now, those were guys who could follow directions and instructions. I'm proud of them!


What a night! What a miracle passing by! That's my story and I'm sticking to it!

## MUSIC

Audience Sings A Christmas Carol

Suggestion: "Angels We Have Heard On High"





## I Believe...The Sweetest Sound

### Mary Talks To Baby Jesus

One Costumed Mary

Prop: Swaddled Baby (newborn or doll)

Hush little baby, don't you cry. You are so perfect. Your little fingers and little toes. And all that hair. I can hardly believe you are here. It was a long nine months. I wondered if we would survive. People can be ugly but there must be something about humans God loves because He sent you! Even if no one else believes, I believe. God's Word has come to life before my very eyes. The sweetest sound is the sound of your little cry.

*I was frightened the day the angel visited me and said I was chosen by God to be your mother. It was pretty shocking since I was only in the planning stages of my wedding. I was afraid people would not understand. I was afraid for my future. I was afraid for your future. It worked out. And you are ONE-Derful just like God said.*

How much do you really understand? Do you know how uncertain I am about taking care of you. What if I lose you? What if someone hurts you? I can only pray that God will guide Joseph and I to show you the way until God calls you out from among them. Someday they will call you the Lion of Judah. Today is not that day. Today you are my little Lamb.

*I am going to enjoy every minute of life with you. Let's begin by seeing that star up there. Isn't it beautiful? If you look close enough, you will see your Heavenly Father smiling just beyond that sparkle. Soon there will be kings who visit to honor you.*

Our journey begins here and now. I smile because you are here. Even when I have no idea what I am doing, I believe God has the perfect plan. You have changed my life forever. You are my life's story and I will cherish you always...always. Never, ever forget that I love you.

Kiss baby's head and exit.



Conclusion

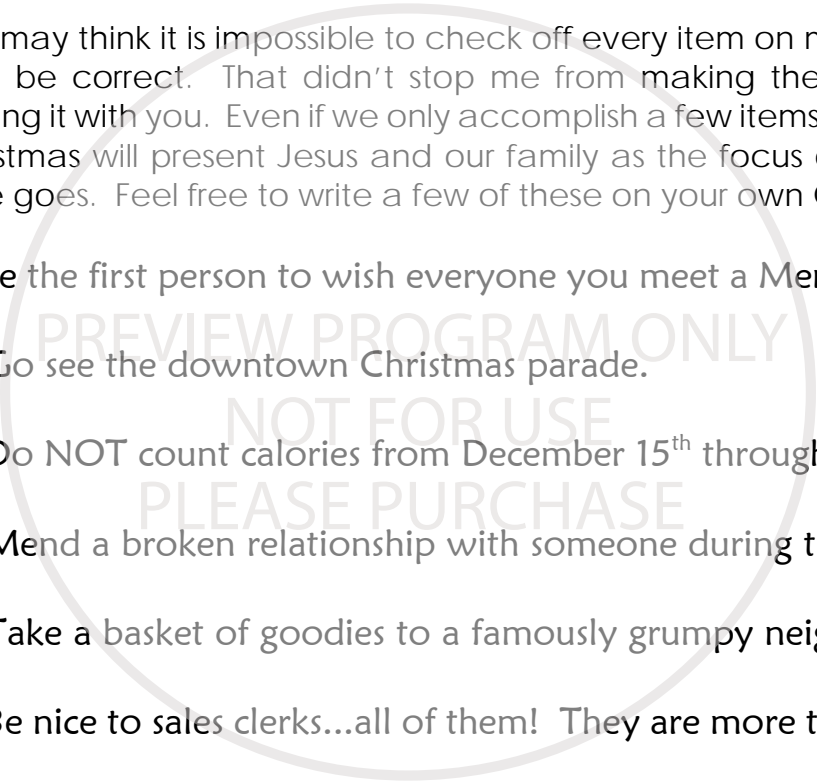
# My Christmas List

Read The List from a long scroll that rolls out to the floor.

I have been thinking of ways to “Get Your Jingle On” and celebrate a truly ONE-Derful Christmas. So, I made a list. Here it is. *(Unroll the list.)*

You may think it is impossible to check off every item on my list and you may be correct. That didn’t stop me from making the list and from sharing it with you. Even if we only accomplish a few items on the list, our Christmas will present Jesus and our family as the focus of this season. Here goes. Feel free to write a few of these on your own Christmas list.

1. Be the first person to wish everyone you meet a Merry Christmas.
2. Go see the downtown Christmas parade.
3. Do NOT count calories from December 15<sup>th</sup> through January 2<sup>nd</sup>.
4. Mend a broken relationship with someone during the holidays.
5. Take a basket of goodies to a famously grumpy neighbor.
6. Be nice to sales clerks...all of them! They are more tired than you are.
7. Keep your schedule realistic. Before making an appointment, ask yourself, “Can this wait until after Christmas?”.
8. Take a family photograph every year in the same spot. What a wonderful keepsake of the growth of your family.



9. Try to go to every Christmas party you are invited to even if you can only stay a few minutes.
10. Adopt a needy family for the holidays. Let members of your family buy a present for the person closest to their own age.
11. Fill your house with the fresh Christmas fragrances of cloves, orange peel and cinnamon sticks simmering on the kitchen stove.
12. No money? Don't be sad. Be creative. Looking back, you will discover that the Christmases when you had the least money were the ones that left you with the best memories.
13. Let go of one problem you cannot solve. Enjoy the season.
14. Take a shut-in a scrumptious Christmas dinner.
15. Before going to bed on Christmas Eve, read by candle light about the birth of Jesus in Luke 2.
16. Tie JINGLE BELLS on your children's shoelaces.
17. Go caroling.
18. When you think you have enough lights on your tree, add two more strands.
19. Don't give ANYONE a fruitcake.
20. Wear outrageous Christmas socks.
21. Wait until Christmas morning to place Jesus in your Nativity scene.



22. Don't wait for someone else to spread Christmas joy.
23. Wrap your child's bedroom door like a present.
24. If you are feeling crazy and exhausted, go to church, sit in the sanctuary and think about the real meaning of Christmas. Don't forget whose birthday we are celebrating!
25. Ring bells. Ring them loud. Ring them proud. Let everyone within the sound of those bells know that Christ is Born and He is the ONE-Derful Reason for the Season!

(Ideas From: The Little Book of Christmas Joys"  
by H. Jackson Brown Jr., Rosemary Brown and Kathy Peel)

PREVIEW PROGRAM ONLY  
MUSIC  
NOT FOR USE  
Audience Sings Christmas Carols  
PLEASE PURCHASE

*Now "Get Your Jingle On  
~ Because He Is One-Derful!"*

*Merry Christmas!  
Good Night and God Bless You All!*



PREVIEW PROGRAM ONLY  
NOT FOR USE  
PLEASE PURCHASE

