

Easter Works

Come
Meet
Jesus!

A Resurrection Celebration
For Sunday School/Church

EasterWorks
...Come Meet Jesus!



EasterWorks Introduction... 1-2
EasterWorks Director... 3-4
Adaptations-Make It Work!... 5
EasterWorks Music!... 6-7
Stage and Props... 8
Costumes... 9
Child Ushers... 10
Publicity... 11
Teachers... 12-13
The Easter Family... 14
EasterWorks At A Glance... 15
Let's Get This Program Started!... 16
Introduction--The Kid and The Colt... 17-18
Nursery-Peek-A-Boo, I Love You!... 19-21
Preschool-Easter Chicks... 22-23
Easter Family Enters... 24
Kindergarten-Jelly Bean Stew... 25-26
Grades One and Two-Why?... 27-28
(Insert-Graphic for Question Mark)
Grades Three and Four-Upper Room Servants... 29-30
Easter Family Speaks... 31
Grades Five and Six-Come Meet Jesus!... 32-33
Grades Seven-Nine-Three Guys On Crosses... 34-35
Grades Ten-Twelve-His Scars... 36-37
Easter Family Speaks... 38
The Spice Girls... 39-40
Adults-All Ages-Easter Works!... 41
Monologue-Matthew Returns... 42-43
Easter Family Speaks... 44
I BELIEVE BISTRO... 45-46


PREVIEW PROGRAM ONLY
NOT FOR USE
PLEASE PURCHASE

Easter Works

...Come Meet Jesus!

Jesus said, 'I am the resurrection and the life; he that believeth in Me, though he were dead, yet shall he live; and whosoever liveth and believeth in Me shall never die. Believest thou this?'

John 11:25-26 KJV



What is Jesus asking us to believe when He says, 'I am the Resurrection and the Life'?

Could it be that something truly miraculous happened when Jesus entered human history? Could it be that God made a plan to rescue the creation He loved from the beginning?

Jesus became our Rescuer. We call Him Savior, Lord, Messiah. Jesus is The One God sent to live among us and give us hope for heaven. God calls Him, 'My Son'. We call Him Jesus, Lord and Savior.

God's plan included unbelievable events. A Baby born of a virgin...a Boy dedicated to His Father's House...a Man who performed miracles and commanded attention among throngs of common folk...a Servant willing to risk everything and die a humiliating death...a Savior who brings hope to all mankind by His resurrection from the dead.

Some say Jesus' Resurrection story is too much to believe but for those of us who know God's secret, we believe! We, who are His children, call others to Believe Again because...

Easter Works!

EasterWorks ...Come Meet Jesus!



EasterWorks is an easy-to-prepare Sunday School/All Church Easter Celebration. Feature an outlandish confused 'family' who enter your church with all the questions people want to know about Jesus but are afraid to ask. Maybe their way of asking how to believe is unusual but in the end your church will be filled with the joy of new life as each member of the 'family' come to terms with Jesus and discover that EasterWorks!!!

EasterWorks is rehearsed during Sunday School by separate small groups under team leadership of their teachers. Gather the whole group for a final dress rehearsal and this Easter celebration is set to go.

EasterWorks is a forty-five minute presentation sprinkled with humor, inspiration and telling the story of Jesus' Resurrection. Challenge your church to think about their own spark of belief when proclaiming the claims of Christ to a modern world in desperate need.

EasterWorks involves the audience singing traditional Easter Carols. Add special musical pieces by individuals or small groups to complete the musical portion of the program. Adapt the entire program to fit the talents of your group.

EasterWorks concludes with *I Believe Bistro*, a small informal restaurant set up in your gathering place. Serve breakfast, play Easter music and fellowship with each other in celebration of what Jesus has done!

COPYRIGHT INFORMATION

Copy all pages needed for your local church. Make as many copies of each page as needed for personal use. Do NOT give this program to any other church or group. Instead, give interested folks our order form, address and toll free telephone number (1-888-236-5433). This allows CLOSE ENCOUNTERS MINISTRIES to continue production of exciting, inspiring, positive Christian programs at low cost to churches across the



nation and Canada. All Rights Reserved-Copyright protected.

EasterWorks Director

Lead With Love!

Mold small groups into a well organized Easter team. Make copies of segments for everyone as needed and assign individual segments to Sunday School classes, church committees, small groups of friends and individuals who agree to become part of the event. Adapt EasterWorks to fit the number of participants available in your church.

Lead With Preparation!

Ask small group leaders to organize their group complete with props or costumes as suggested for their segment. Be prepared to help the teachers/leaders but for the most part they should be able to handle their own material. The result will be a wonderful presentation of the story of Easter.

Lead With Enthusiasm

Statistics show Easter Sunday is the most attended church service of the church year. It is very possible that as you read this you are thinking, "Why me? I cannot do this!" Put those feelings aside and dive into this charming presentation with a minimum of hassle. May your church be blessed by this special touch that reminds everyone of the gift Jesus offers when He gently asks, "Do you believe these things"?

Delegate!

Sunday School teachers and small group leaders become involved in preparing their groups. Teacher/leaders also participate with speaking parts. Trust the staff to carry out tasks. Never apologize when asking people to help.

Positive Approach!

Easter is busy but also exciting and meaningful. It is worth extra effort in the midst of family preparations and travel plans. Uncomplicated preparations will be appreciated by everyone.

Pray!

Pray for staff, students and set up. Take all details before the Lord and then-RELAX! God is in control. You carry out individual tasks at hand.

Plan!

Copy and read this manual. Mark areas requiring special attention. List details you must handle personally. Give teachers and participants copies of their segment with their personal parts highlighted for easy use.

Prepare!

Hopefully you have ordered and received *EasterWorks* with more than one month preparation time. Copy materials for individual groups and assign responsibility for small group practice to each leader.

Some churches enjoy memorization and others avoid it. Except for young non readers, read all parts. If your church is fond of memorization, lead time must be longer and more intense rehearsal is necessary.

**This is an ALL CHURCH event!
Involve adults as readers, musicians and leaders.**

Small churches: Adapt EasterWorks to fit available participants.

Adaptations—Make It Work!



Adapt EasterWorks to fit your local church. Preview individual segments. Segments intended for specific age groups may be assigned to older or younger groups, combined or even eliminated. Your goal is to present the Easter story with participants available.

EasterWorks is designed to last about 45 minutes, depending upon time reserved for music. **I Believe Bistro** is not included in this time frame.

When Should We Present EasterWorks?

Sunrise Service, Sunday School Hour or even during Easter Morning worship. That being said, you may need to arrange another time in your church schedule for the presentation.

Is EasterWorks Possible For Our Group?

Small Church 10-20 participants

1. Eliminate segments requiring more people than available.
2. Combine speaking parts.
3. Ask groups/classes to present two or more vignettes.
4. Include teens and adults.

Medium Church 20-50 participants

1. Eliminate segments requiring more people than available.
2. Combine speaking parts.
3. Include teens and adults.
4. Ask musicians to sing/play special musical pieces.

Large Church 50-100+ participants

1. Organize speakers, snack makers, servers, sound and lighting staff.
2. Include as many people as possible.
3. Ask church choirs, musicians to participate.

Easter Works Music!



Coordinate appropriate music with music director, organist and pianist. Every Easter Carol is sung by participants and the audience. Include hymn book numbers in a printed program or use a projection system to illuminate words.

Easter Hymns

Traditional Easter Carols are suggested at appropriate spots throughout the program. Change any hymn we suggest to fit the tradition of your local congregation. There are also beautiful contemporary Easter songs available. Find and use music that fits your group. If your Sunday School has an established Sunday School Opening, practice the songs you choose for three to four weeks prior to performance.

Optional Special Music!

Sprinkle special music throughout the event featuring local church and community talent. These options are NOT in the existing program and may be inserted where desired. Think about performance time limitations in early planning stages.

Vocal Solo

Instrumental Solo

Child/Adult Choirs

Instrumental Ensemble

Handbell/Chime Choir

Glory Sound Studios Music

CLOSE ENCOUNTERS MINISTRIES provides three original songs written specifically for EasterWorks by Jonathan Miller of Glory Sound Studios, Winston-Salem, NC. Enjoy the double channel CD, piano sheet music and words only teaching sheets.

Extra Music Idea!

We discovered a great collection of 16 songs kids love . A separate version is available featuring 3 Easter Celebration Song in stereo+instrumental version.

Mary Rice Hopkins and Company

PO Box 362

Montrose, CA 91021

"Come Meet Jesus" is available in stereo CD/Cassette/Songbook at her website: www.maryricehopkins.com Order directly from Mary's website.

COME MEET JESUS

16 songs Celebrating Easter and The Life of Jesus

CODE: 1990-CMJ-CD (Stereo-NOT SPLIT TRACK)

Price: \$15.00

CODE: 1990-CMJ-CS Come Meet Jesus (stereo cassette)

Price: \$9.00

CODE: 1990-CMF-SB Come Meet Jesus (Songbook)

Price: \$9.00

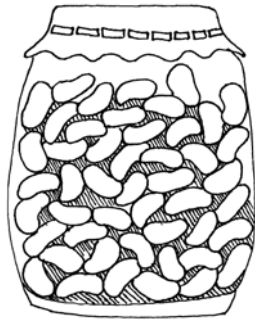
Songs Include:

1. Palm Sunday Celebration (Donkey Song)
2. Come Meet Jesus
3. Pray
4. The Best Gift
5. Rolled 'Em Away
6. I will Follow You
7. God Wrote Us A Letter
8. Morning Star
9. Jesus Cares For Everyone
10. God Did
11. Wanna Be A Sheep
12. He Forgives
13. Love The Lord Your God
14. Talk To You
15. Easter Rise Up
16. The Good Samaritan

Mary Rice Hopkins also offers 3 **Easter Celebration Songs** on SPLIT TRACK CD:

1. Rolled 'Em Away
2. The Donkey Song
3. Rise Up

Piano music is offered in COME TO JESUS Songbook.



Stage And Props

EasterWorks is an upbeat presentation of the Easter Story using a minimum of props and using very little special staging. Each small group carries their props as needed.

Set Up

The church sanctuary will be decorated for Easter. Banks of Easter lilies, large cross, open tomb display and other items add to the festive atmosphere. Leave Easter decorations in place.

Staging

Participants take center stage, speak from the aisles, enter from the back and sometimes mingle with the audience.

Seating

Reserve seating for classes, small groups and individual participants before the audience enters the area. Consider assigning teen/adult assistants to sit with younger children during the program.

Sound System

Use the existing sound system to its' best advantage. Place one or more microphones within easy reach of participants. Students must be heard clearly as they speak. It may make the difference between a frustrating experience and a delightful program for the audience.

Lighting

Turn off overhead sanctuary lights. Light small spot lights on the floor aimed upward toward the participants. Try to create dramatic lighting with light and dark shadows.

Costumes

Holy Land costuming is appropriate for some characters. When costuming a large group, one solution is to ask each participant to design their personal attire. Parents may be willing to provide bathrobes, caftans and headgear. Not every group in the program needs costumes. Some wear modern day clothing.



Main characters may need costume help. Props such as donkeys, palm branches, shepherd staff, etc., can be made from cardboard and carried as if they are "real" items. Use bathrobes, sandals, sheets, long t-shirts with rope belts, bare feet, simple caftans and head wraps. Some jewelry may be worn.

PILLOWCASES: Pillowcases work well for small children. Cut a neck hole in the top of the pillowcase. Cut up the front to the neck hole. Cut armholes in the sides. This makes a long, vest type costume. Plaid or striped flannel pillowcases are available and work great!


FABRIC: Two wide strips of fabric, one over each shoulder, crossed across the back and front of the child, tied with a sash makes a good costume too. Use striped or colorful fabric.

A square of fabric over the head with a wide ribbon or piece of cloth around the top of the head makes a headpiece. Make large scrunchies (like girls wear around ponytails) and put them over the square fabric around the head. It holds the fabric on quite well.

BATHROBES: Purchase bathrobes at garage sales and resale shops or borrow robes. Wrap in front and use contrasting fabric for head dresses and sashes to complete the costume.

ANGELS: Dress Easter angels in white cotton fabric or silver lame' fabric found in most textile stores. Angels may wear cardboard, feather wings or remain wingless. Place gold or silver tinsel taped in a circle halo on each angel head. Tie tinsel around the waist for a sparkling angel belt. Face and hair glitter add "extra sparkle".

Child Ushers



Once everyone is costumed, consider assigning a few Easter angels and palm waving children to serve as ushers handing out programs and seating people before the performance. Employ a variety of ages.

Place children at each door and coach them to say,

"Welcome to EasterWorks! May I show you to your seat?"

"Where would you like to sit?"

The friendly greeting is an added personal touch that is much appreciated by older members of the audience.

After EasterWorks, ask participants to remain in costume at I Believe Bistro. They serve beverages, greet guests and wander through the serving area while people eat and talk.

Publicity



Publicize EasterWorks through church communication channels. Announce it in the church newsletter, weekly worship bulletin and from the pulpit.

Church Bulletin/Newsletter

Inform the congregation about this special Easter event. Print an announcement in the newsletter preceding Easter. If you plan Believe Again Bistro, let people know there will be fellowship and food following the program.

Local Newspaper

Include an announcement along with Easter publicity for the church. Talk to a reporter and photographer to see if a feature article is possible.

Television and Radio

Consider advertising on your local cable advertising channel. Check it out! It may be one more avenue of great publicity!

Invitations

Send family invitations home with Sunday School students. This is effective for families who send their children to your children's ministry but are not personally involved. Use real Easter cards with invitations tucked inside.

Teachers!



Involve Students

If you have more students than speaking parts, divide parts or decide how to involve extra students. If you have less students than parts, assign two or three parts to each student. Be specific when assigning jobs of holding visuals, carrying props and dressing in costume.

Highlight Individual Parts

Decide if your students will memorize their speaking parts or read them. Scripture verses may be memorized by all students. If your students read their parts, back copies with colorful construction paper, glitter and Easter stickers. Performance copies must remain in good shape.

Practice!

In the weeks before the program, rehearse during Sunday School and plan costuming. If a visual aid or prop is suggested for your group, decide how this will be provided. Make the segment you are assigned fit your small group with appropriate adaptations.

Communicate With Parents

Let parents know when to have their children at formal rehearsals and the performance. Invite them to attend and be sure they know what props or costuming their child is responsible to bring.

Adapt EasterWorks To Fit Your Specific Group!

Attend Rehearsal/Performance

Meet your class for the processional. Don costumes in a back room, line up according to specific instructions and enter the sanctuary as directed. Sit with your group in the designated area. Lead them on and off stage. Perform your own speaking part with enthusiasm. Coach students quietly if they have problems speaking their parts...Stage fright is not uncommon!

If You Need Help

The EasterWorks Director is available if you need help but you should have your small group ready to participate. The program will come together at the last moment will little formal large group rehearsal.

Believe Again Bistro

Stay for Believe Again Bistro. Collect props before your group attends the party. Ask students to remain in costume. Mingle with guests. Enjoy your students and their families. Eat something delicious to treat yourself for the great results!

Enjoy The Easter Experience!

This is a once in a lifetime opportunity to touch lives of children and adults. Enjoy your small part of the bigger picture. The Resurrection Morning account is classic. Our children should hear it and our adults should hear it again. The spiritual experience is amazing!

The Easter Family



Choose three people to portray a family visiting your church for EasterWorks. They are overly dressed up for Easter and obviously do not know church etiquette. They enter after the program begins, march to the front of the church where they find three prominent seats just off stage.

These funny, annoying characters give quirky opinions and ask questions as the program proceeds.

Choose a man, woman and young person (girl or boy) who will enjoy their flamboyant stage personalities and will enter into the humor of the situation with zest. (No shy guys for this spot!)



There will be several times during the program where it appears they disrupt activities on stage. Actually, the questions they ask should make everyone think about misconceptions non believers have about Jesus and His life, death and resurrection.

CHARACTERS

Mother: Any age, bossy, opinionated. Wear a fancy dress, shoes, white gloves, decorated Easter hat, purse, corsage.

Father: Any age, quiet, thoughtful, apologetic. Wear a suit, white shirt and tie, dress shoes, flamboyant handkerchief in pocket.

Child: Boy or Girl. Best age is about 12-14 years old but use any "ham" in your group!!! Dress in Sunday best clothes and shoes. Chew gum, act bored, play with toy or pretend to use cell phone.

SCRIPT: No memorization is necessary. Each person may read from the script held in a church bulletin or program.

STAGE: Place three folding chairs either on stage at the far right or left or just off stage but still visible to audience. The Easter Family will sit in these chairs throughout the program.



Let's Get This Program Started!


Gather participants in an outer room before EasterWorks begins. Dim sanctuary lights. Existing holiday lights are left on. Direct stage lights and spotlights so speakers can read their parts.

Prelude

Ask church instrumentalists (organ/piano/keyboards) to play bright, cheerful Easter music as the audience gathers for the program. Music ends before the performers enter.

Procession

The Prelude ends and participants enter as a group from the rear of the sanctuary. Musicians play Easter music of their choice. If a theme song has been chosen, have everyone sing the song as they enter.



Introduction

The Kid and The Colt


CAST: One young man dressed in Holy Land garb. Carry a looped rope.

WALK THE CENTER AISLE AS MONOLOGUE IS GIVEN. *Memorization is not needed unless desired but practice so that it is very familiar. Pause along the way, finish on stage. Walk back the aisle at the end.*

Adapted from "The Colt" by Pat Hood 1998

Have you seen him? He's about this high (*gesture about waist high*), he's young and very scared. I know I shouldn't have let him go alone.

I am so angry with my father. He loaned Zerubbabel to total strangers. He didn't even ask me. Did I mention, he's furry and gray with just a touch of brown here and there around his long ears. Oh no, I didn't mean my dad. I mean that's what my colt looks like.



My father let a grown man ride him into the city. Everybody else was walking but that guy seemed to think he needed a ride on the back of my personal colt.

I decided to wait at the city gate. If I saw even one mean thing done to my colt I would walk right up to that man and make him get off.

Everyone in town seemed to have a palm branch and more than one hit me in the face. People were waving the branches like there was a king coming. I didn't hear that Herod was in town.

All around me people were shouting "Hosanna to the King" over and over again. I looked around the corner and saw my colt. He was walking so slow that I knew he didn't like carrying a big man.

I stepped forward to knock that guy down...and then something happened. That man. The man riding my colt. He looked right at me. Then, very slowly, he closed one eye. Then he smiled at me. Did I see that? He winked at me!

I watched as the man reached out and scratched Zerubbabel between the ears. Stupid animal. He perked up his ears and strutted like he was carrying a king.

Then the palm branches were down on the street, coats were placed before the colt's feet. One man turned to me and said, "He's going to be king, you know. He's going to kick old Herod out of town."

Have you seen my colt? I know he has to be here somewhere. The parade is over and everyone has gone home.

Start to walk back the aisle: Hmmph, King. The only way a man that gentle would ever be king is if somebody died.

Walk back the aisle calling, "Zerubbabel, Zerubbabel, I've got fresh hay and some oats. Come home, Zerubbabel!"


PREVIEW PROGRAM ONLY
NOT FOR USE
PLEASE PURCHASE

Nursery

Peek-A-Boo, I Love You!

CAST: Nursery children (Birth-Age 3), Nursery Teacher, Mothers/Helpers

STAGE: *Teacher sits in a center stage story teller chair covered with a colorful sheet. The little ones sit and stand nearby to participate with their "peek a boo". Tell children to help you tell the story by saying "peek a boo, I love you" at the right time. Be sure to hide your eyes and peek out each time it is said.*



TEACHER: *(To audience...)* We have important young visitors to start our story today. It is never too early in life to teach our children that Easter Works!

"Peek-A-Boo, I love You."

I listened to my little child.

"Peek-A-Boo, I love You."

I watched and listened for awhile.

My little one skipped down the walk,
Humming as she moved.

From time to time, I'd see her stop,
And sing her childish tune.

"Peek-A-Boo, I love You."

Her sweet face looked so glad.

"Peek-A-Boo, I love You."

Then down the path she ran.

I saw her do this several times,
Poor, lonesome child, I thought.
She only has a nursery rhyme,
To go with her on her walk.

"Peek-A-Boo, I love You."

She said it then once more.

"Peek A Boo, I love You."

I scurried out my door.

I could not stand it any more,
What did this bright child see?
I hurried and caught up with her,
Hoping she'd explain to me.

"Peek A Boo, I love You."

Her face was buried in a rose.

"Peek A Boo, I love You."

What is it that she knows?

"My dear, my dear," I called her name.

She said, "There's nothing wrong.

I see Lord Jesus everywhere,

That's why I sing my song."

"Peek A Boo, I love You.

He's in the bushes and the trees.

He's in the rainbows and in showers,

He's even in the breeze."

"I see Him everywhere I look,

I have to tell Him so.

You see, He's not just in The Book,

He's everywhere I go."

"Peek A Boo, I love You."

I searched her precious face.

"Peek A Boo, I love You."

I thanked God for such grace.

Adapted From "Peek A Boo" by Virginia Ellis 2000

Come children, let's share with everyone what we have been learning about Jesus and Easter. Can you help me play our game? Remember, we call it "Peek-A-Boo, I Love You"! Let's try to say it the very best we can.

(Everyone covers eyes and face with hands—Pop open hands.)


One sweet day, God did say,
"Peek-A-Boo, I Love You!"

Jesus came, To proclaim,
"Peek-A-Boo, I Love You!"

Easter Day comes about, Help us shout:
"Peek-A-Boo, I Love You!"

TEACHER: *(To children...)* God loved us so much that He sent Jesus to become our Savior. That's what Easter is all about. Let's go back to our seats and watch the show!

If these children are too young to sit,
arrange Nursery babysitting
until party time!



Preschool ...Easter Chicks



CAST: Teacher, Preschool Students (Ages 4-Pre Kindergarten 5)

COSTUMES: Make each child a white posterboard egg shaped oval. Hang it around their necks with twine or ribbon. Use the graphic on this page to make one yellow cardboard Easter chick for one child to hold.

TEACHER: Look how many eggs I have brought with me today. Eggs remind us of the promise of New Life. Jesus said, "I have come that they may have life, and that they may have it more abundantly." John 10:1 I'm sure you will remember the tunes of our two songs when you hear them but listen to the words! We talk about Jesus in each song.

Students sing this little song to the tune of "I'm A Little Teapot" (No piano or accompaniment needed.)

I'm a little chickie, (crouch down inside your egg)
Ready to hatch.

Pecking at my shell (Pecking motion)

Scratch, scratch, scratch! (Scratching motion)

When I crack it open, Out I'll leap (Jump up).

Fluff up my feathers, (Make chicken wing motion with arms)
cheep, cheep, cheep.

I'm a little chickie, Jesus loves me.
He keeps me safe, He keeps me free.
When I grow up strong and tall as a tree,
I will love Jesus, wait and see.

Easter Works At A Glance

PROCESSION

INTRODUCTION: The Kid and The Colt

NURSERY: Peek-A-Boo, I Love You!

PRESCHOOL: Easter Chicks

EASTER FAMILY ENTERS WITH USHER

KINDERGARTEN: Jelly Bean Stew

GRADES 1-2: Why?

GRADES 3-4: Upper Room Servants

MUSIC: Audience Sings/Special Music

EASTER FAMILY SPEAKS

GRADES 5-6: Come Meet Jesus

GRADES 7-9: Three Guys On Crosses

GRADES 10-12: His Scars

MUSIC: Audience Sings/Special Music

EASTER FAMILY SPEAKS

TEEN GIRLS: The Spice Girls

ADULTS-ALL AGES: Easter Works!

MONOLOGUE: Matthew Speaks!

EASTER FAMILY SPEAKS

MUSIC: Audience Sings

I BELIEVE BISTRO!



Students sing this little song to the tune of the nursery rhyme, "Itsy Bitsy Spider Climbed Up the Waterspout"

The fuzzy yellow Easter chick is coming straight at me.
Closer and closer, he jumps up on my knee. (Point to knees)
Up to my shoulder the chick is much too near. (Point to shoulders)
Happy, Happy Easter, he whispers in my ear.
(Cup hands near mouth to whisper.)

The fuzzy yellow Easter chick is coming straight at me.
Closer and closer, he jumps up on my knee.
Up to my shoulder the chick is much too near.
"Jesus Loves You", he whispers in my ear.

PREVIEW PROGRAM ONLY
NOT FOR USE
PLEASE PURCHASE

Easter Family Enters

ENTER BACK, CENTER AISLE



USHER: This way please. We have several choice seats left. I'm certain you will enjoy our Easter program. It's called "EasterWorks".

MOTHER: I don't like that seat. I want to sit right up front. We only come once a year, so our family should be featured. And I got a new Easter outfit for the occasion.

DAD: Now Dear, let's just sit wherever there is a free spot. After all, we are late.

MOTHER: And is that MY fault? It took you so long to eat breakfast at the OUTBACK CRACKER-BEE APPLE BARREL Buffet. I never thought you'd get done.

DAD: I like those fancy strawberry whipped cream waffles. That's Easter to me!

CHILD: *(Whining/Holding cell phone)* Do I have to come? Let me wait in the car. I want to text some friends. Nobody else has to go to church.

MOTHER: *(Exasperated)* Yes, you have to come. If your father and I have to be here, you have to be here. Put that phone away.

DAD: *(Pointing to front...)* There are some seats. Can we sit there?

USHER: Are you sure? Those seats are usually reserved for the pastor and the song leaders. Most late comers like the back row.

MOTHER: *(Loudly...)* Didn't you hear me? I said, "I want to sit in the front!" I spent good money on this dress and hat. I want to show them off. After all, I only come once a year!

USHER: *(Sighs Meekly...)* Yes Ma'am. Follow me.

MOTHER: *(To husband)* See dear, you just have to be assertive. I got us the best seats in the house.



FAMILY IS SEATED ON STAGE BY THE USHER.

Kindergarten ...Jelly Bean Stew

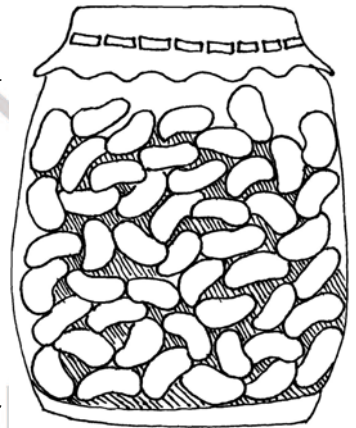
CAST: Teacher, Kindergarten Students

Divide speaking lines between as many students as are available. Since kindergarten students cannot read, divide into short segments that can be easily learned or teacher speaks while students toss in ingredients and stir.

COSTUMES: Make **construction paper headbands** to fit each student. Surround the headband with paper jelly beans of all bright colors. Each student wears a **large apron** and carries **wooden spoons** (the bigger the better.)

STAGE: One large pot, bowl of jelly beans sitting on a small table. Students toss in *jelly beans, cinnamon sticks, sugar and glitter/confetti*. Stir the pot as they say their parts.

OPTION: Prepare **snack sized zip lock bags** with one each: red, green, yellow, orange, black, white, purple, pink jelly beans. Allow students to give every guest a bag of jelly beans before they return to their seats.



JELLY BEAN STEW

I'm making Jelly Bean stew
And this is what I'll add
Every color of jelly beans
All the kinds I've had.
(Students add jelly beans)

We'll put in a pinch of cinnamon
One rainbow, finely diced
And to add to the mixture
A little sugar and spice.
(Students add ingredients)

Then to give it the right taste
We'll add a baby's dream
Add some imagination
Now to let it steam.
(Students add glitter or confetti)

While it swirls and stews and cooks,
Let us pray our Jelly Bean prayer
And then see how it looks.

STUDENT _____: RED is for the blood He gave,
STUDENT _____: GREEN is for the grass He made,
STUDENT _____: YELLOW is for the sun so bright,
STUDENT _____: ORANGE is for the edge of
night.
STUDENT _____: BLACK is for the sins we made.
STUDENT _____: WHITE is for the grace He gave.
STUDENT _____: PURPLE is for the hour of sorrow.
STUDENT _____: PINK is for the new tomorrow.

This is how to make Jelly Bean Stew
In an imaginary way.
This will make you smile
and brighten up your Easter Day;

Students and Teacher return to seats or hand out jelly bean treats before returning to seats.

Grades One and Two

Why?



CAST: Grade 1 and 2 Students. Divide speaking parts between available students. This can be done with two students speaking back and forth.

COSTUMES: *No Costumes. Each student carries a large question mark made from a variety of brightly colored posterboard. They may read their part taped to the back of the question mark.*

Enlarge the question mark pattern provided or design your own question mark. Decorate with hand drawn pictures, bows, glitter...any creative design students decide they want to make. Or leave plain if the colors are bright and cheerful.

STUDENT _____: WHY did God send Jesus to live on earth? Didn't God know people would not understand His greatest Gift?

STUDENT _____: WHY was a good, kind man like Jesus willing to walk around teaching people about God's kingdom?

STUDENT _____: WHY did God let His friends leave Him alone when the bad guys came to hurt Jesus?

STUDENT _____: WHY did Jesus stay quiet when Judas betrayed Him with a kiss?

STUDENT _____: WHY did the leaders believe lies about Jesus and WHY did Jesus stay quiet?

STUDENT _____: WHY did Jesus die on the Cross? It was a sad day for the friends of Jesus. They didn't understand. They ran away. They cried.

STUDENT _____: WHY were the only people who stayed with Jesus after He died a few women who took care of Him?

STUDENT _____: WHY did God cause a great earthquake just before daylight on the third day?

STUDENT _____: WHY did the gigantic stone roll away from the door of the tomb?

STUDENT _____: WHY did the soldier guards shake with fear? Why did they fall down on the ground as if they were dead?

STUDENT _____: WHY did God's angel sit on the stone that was rolled away?

STUDENT _____: WHY did the angel say to the women, "Don't be afraid. I know that you have come to see Jesus. He is not here; for He is risen just as he said. Come inside and see the place where He lay"?

STUDENT _____: WHY did the angel say, "Go quickly and tell the other disciples that Jesus has risen from the dead; and He is going into Galilee where you will see Him."

STUDENT _____: WHY did the women run to tell the disciples?

STUDENT _____: WHY did the disciples finally believe the women and run to the tomb?

STUDENT _____: WHY did Jesus come back to life?

STUDENT _____: I know why!


STUDENT _____: I know why!

ALL STUDENTS IN UNISON: (Say it loud!) WHY!!!!????

STUDENT _____: Because He loves us!

ALL STUDENTS IN UNISON: (Say it loud!) OH! Because God loves us!

Return to seats.



Grades Three and Four Upper Room Servants

CAST: Grades Three and Four students. Divide speaking parts between available participants. This segment can be performed by as few as two or three students speaking back and forth.

COSTUMES: Holy Land garments. Carry trays, pottery, bread, utensils to portray servants hired by Upper Room owner to serve the Passover meal to Jesus and friends.

STUDENT _____: I don't know about you but I've had enough of this Passover week. I get up early and stay up late trying to serve all these Jewish travelers who want a big meal in the city.

STUDENT _____: And now we have thirteen men who want to squeeze into that small room upstairs.

STUDENT _____: You mean the Upper Room?

STUDENT _____: That's the one. Are you ready to climb stairs all evening?

STUDENT _____: Oh my aching feet!

STUDENT _____: It's that teacher everybody's been talking about. I heard him speak up on Olive Hill. He talked about God's kingdom. People really seemed to believe him. I think his name is Jesus, from Nazareth.

STUDENT _____: You don't believe that stuff! He's just another scammer who wants to make a lot of money from poor folks.

STUDENT _____: This guy was different. He said we are all children of God.

STUDENT _____: Sshh, I hear them coming. Hurry up. What else did Jesus say?



STUDENT _____: He said poor folks are really rich. Humble people will inherit the earth. Show mercy and get mercy. The pure in heart shall see God.

STUDENT: _____: It's time to get the food in place. I think Jesus just might have something interesting to say tonight. Let me be the one who stands at the door. I'll listen and tell you what I hear.

STUDENT: _____: He has a lot of friends. Must be a nice man.

STUDENT: _____: I wouldn't bet on it. Have you ever worked with that one guy, Judas? Now there's a bad guy in the making if I ever saw one. Money, money, money. That's all he ever thinks about.

STUDENT: _____: Oh-oh! Here they come and we're not ready. Hurry up. Let's get out of here!

Group returns to seats.

**MUSIC: Audience sings an Easter Carol
Or, insert Musical special number
at this point in the program.**

Easter Family Speaks



CHILD: (*Yawning...*) Is this thing over? I have places to go and people to see.

DAD: Be quiet! I'll let you know when it's over. Weren't you listening? These kids are talking about Jesus.

MOTHER: Don't take church so seriously. Smile, wave at people once in awhile (*wave and nod*) and by all means sit up straight and look good!

DAD: I think there's more to this Easter stuff than we think. Look at the program. The title is "EasterWorks". Could it be these people know something about Jesus that we haven't figured out?

CHILD: You're so old school, Dad. Everybody I know says it's not cool to believe in Jesus. He was just another nice guy. Died on a Cross when He could have saved himself. That wouldn't be me.

MOTHER: (*Still nodding and smiling at audience*) Will you two stop talking? People are looking at us.

DAD: I'm not so sure "nice guy" fits Jesus. I think He might have been more. I'm not sure what but I want to hear what happened.

MOTHER: We didn't come to church to "hear" anything. We came to be seen. You need some good contacts for your job. Did you bring your business cards?

DAD: (*Feeling in pocket*) Yes dear. I have them but I'm not sure I'm going to hand them out. I just want to hear more about how Easter Works.

CHILD: Oh Dad, we can't take you anyplace. You are embarrassing me.

MOTHER: Hush, I think there's some music that's about to start. Just sit up and smile!



Grades Five and Six Come Meet Jesus!

CAST: Grade 5-6 students. Divide speaking parts between available participants. This segment can be performed by as few as two or three students speaking back and forth.

COSTUMES: Dress students as Easter angels. Scatter them around the stage and along the aisles as the "Seuss-style" story poem is read. No memorization required.

COME MEET JESUS!



Come listen, come listen, come one and come all
To the tale of a Man who met God's great Call.
It's a grand story told, It's old and it's bold.
Our story can't start until you sit still.
Our story begins at the crest of a hill.

From the day He was born in a stable of hay,
People said, "Come Meet Jesus, He's here to stay.
He's bright and He's cute and He has a nice way.
There's something about Him, Oh please won't you play?"

When Jesus grew older, He went to the city
With mom and with dad to meet folks who were witty.
The city was busy and crowded to boot.
It didn't take long til our Boy flew the coop.

His mom and His dad searched high and low for their Lad.
They finally found him, and boy were they mad.
Their boy was just sitting, and sitting and sitting,
And talking and talking and talking, not quitting!
When He finally came with his parents so sad,
He said "Tell Me, What is this?
Don't you know, I'm doing My Father's business?"

Jesus grew up to be a fine Man.
He healed all the sick He could find in the land.
Some people loved Him. Some hated Him so.
He kept right on talking so God's love they would know.

One day a bad guy, acting sly,
Said to the soldiers, "Come meet Jesus, I'll tell Him a lie.
I'll kiss His fair cheek. He'll be dead in a week."

One thing led to another, Jesus was betrayed by a brother.
They led Him away, in a jail for to stay.
Then Jesus died on the Cross. What a terrible loss!

His friends, they were sighing and crying and trying
To figure out just why Jesus was dying!
They ran away and hid in a room.
So much fear, God is near, why don't they shout
"God loves you" through the gloom?

Day One at the tomb was still filled with doom.
Day Two at the tomb, became a quiet room.
Day Three at the tomb, started out with a "boom".

Word spread quickly like a gossip's attack.
An angel smiled broadly, "He's back, Yes, He's back!"
The women ran quickly to tell His disciples.
It took time to convince them, they wouldn't believe...
Couldn't believe...and then....
Jesus showed up! Just like that, Just like that!
He showed them His hands and His feet and His back.

And then they believed in His Resurrection.
They forgot the rejection.
They recalled His affection!
They shouted to one, they shouted to all,
"Come Meet Jesus, Who met God's great Call!"

Grades Seven-Nine

Three Guys On Crosses

CAST: Grade 7-9 Students. Divide parts according to number of available participants. Students stand in the shape of a cross as they hold individual posterboard crosses. Top of Cross student stands center stage with the bottom of the human "cross" ending in the center aisle so it seems as if the "cross" flows into the audience. See sample student (X) arrangement:

```

      X
    XXXXX
      X
      X
      X
    
```

COSTUMES: Students dress in black slacks, black shoes, black shirts, turtlenecks or sweaters. **OPTION:** One male student dresses in a white robe and stands in the spot just below the crossbar to visualize a Risen Jesus.

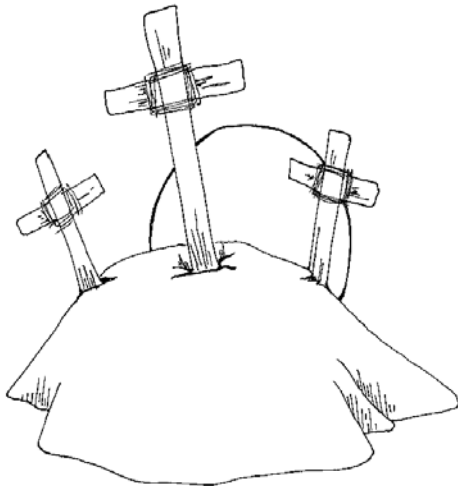
STAGE: Make white posterboard crosses for each student. Students place poem script behind their hand held cross. No memorization required.

At the end of the somber presentation, instead of returning to seats, participants should file out of the room silently and remain in the shape of the cross as much as possible as they walk. Cross bar people may double up.



Three Guys On Crosses

author unknown



Three guys were tried for crimes against humanity.
Two guys committed crimes.
One Guy didn't.

Three guys were given government trials.
Two guys had fair trials.
One Guy didn't.

Three guys were whipped and beaten.
Two guys had it coming.
One Guy didn't.

Three guys were given crosses to carry.
Two guys earned their crosses.
One Guy didn't.

Three guys were mocked and spit at along the way.
Two guys cursed and spit back.
One Guy didn't.

Three guys were nailed to crosses.
Two guys deserved it.
One Guy didn't.

Three guys agonized over their abandonment.
Two guys had reason to be abandoned.
One Guy didn't.

Three guys talked while hanging on their crosses.
Two guys argued.
One Guy didn't.

Three guys knew death was coming.
Two guys resisted.
One Guy didn't.

One. Two.
Three guys died on three crosses.
Three days later,
Two guys remained in their graves.
One Guy didn't.

Grades Ten-Twelve

His Scars



CAST: Grade 10-12 students. Involve as many participants as available. Parts may be combined or expanded. No memorization required.

COSTUMES: None.

STAGE: Students appear casually on stage. Scatter to sit on steps, lean on walls, stand and sit on chairs. Staging should resemble a casual conversation between friends. Participants speak to each other, not the audience.

STUDENT _____: Do you ever let your imagination run wild with something you read in God's Word? Probably not. We're too busy answering questions, filling out school or job applications or keeping up with all the stuff of life. Sometimes it's nice to just pick up a plain Bible and read a bit and think a bit.

STUDENT _____: Hey, I did that this week! Have you ever wondered about this? When God raised Jesus from the dead, why didn't He fix Him up? Why did Jesus still have the scars from the Cross and the soldier's spear? God could have done a little cosmetic surgery along with the miracle of the resurrection. It wouldn't have been a big deal for Him, that's for sure.

STUDENT _____: Come to think of it, Jesus' body *was* very different after He rose from the grave. Mary Magdalene and the Road to Emmaus disciples clearly saw Jesus but didn't recognize Him. He showed up in the upper room when the door was locked and then he disappeared before their very eyes!

STUDENT _____: Yet, His body was still like ours. He cooked food and started a fire. He ate the food and people touched Him. Jesus was the same, yet different.

STUDENT _____: If you look at the story, not only did Jesus have the scars but He made a point to show them to His friends. He did it in the upper room and then He showed Doubting Thomas. When he ate with the Emmaus disciples, they finally recognized Him. Maybe they saw His scars.

STUDENT _____: God could have resurrected Jesus without the scars but He intentionally left them. People try to see Jesus without His scars but that's not the real Jesus. They just see Him as a good teacher, rebel, founder of a religion but not the Jesus Who became our Savior. You can't see Jesus until you see His scars and understand they are there for your benefit.

STUDENT _____: And I know another reason God left those scars! So there will be no doubt...I will recognize Jesus when I meet Him in person!

PRAYER

Lord, thank You for Your gift of salvation through Jesus' perfect sacrifice. Thank You that You saw our need and didn't send a teacher or role model to give us a list of do's and don'ts. You sent Your One and Only Son to pay for our sins and receive our scars. Let us never forget the scars. Let us never forget they should have been ours!

In Jesus' Name, Amen

Return to seats

PREVIEW PROGRAM ONLY

**MUSIC: Audience sings an Easter Carol
Or, insert Musical special number at this point in
the program.**

PLEASE PURCHASE

Easter Family Speaks



MOTHER: Well, this little Easter program is certainly getting interesting. I have never thought about the way people came to meet Jesus while He was on earth. Not once have I considered the other two guys on the Cross with Jesus. *(Thoughtfully....)* And His scars? I am ashamed to say, I don't think about His scars at all.

CHILD: *(Sarcastically....)* Mom, cut it out. Don't let these people get to you. Remember what you're here for...to be seen and not to hear anything. Strut your stuff. Show off that hat!

MOTHER: Oh that's right. *(Wave weakly and half heartedly to audience with a weak little smile.)* I'm here to show off my new Easter outfit. I paid a lot of money for it. I must be seen.

DAD: *(Leaning toward his wife....)* Do you really believe that now, dear? Is this what Easter means to you now, dear?

CHILD: Yes, it does Dad. Mom and I are a team. We know how lame this whole thing is. Come on, Mom, let's get out of here. We're done with this mess. You can show off your Easter outfit at the restaurant.

MOTHER: No, I want to see how Easter Works. I want to see Jesus.

CHILD: *(Whining)* Mo-om! Give me a break!

DAD: *(Firmly)* That's enough. We are staying and we are going to listen as a family to the rest of the Easter story. Maybe it's time for us to believe again!

MOTHER: *(Quietly....)* Yes, maybe it is time for us to believe again.

DAD: *(Grandly....)* Let the show continue!

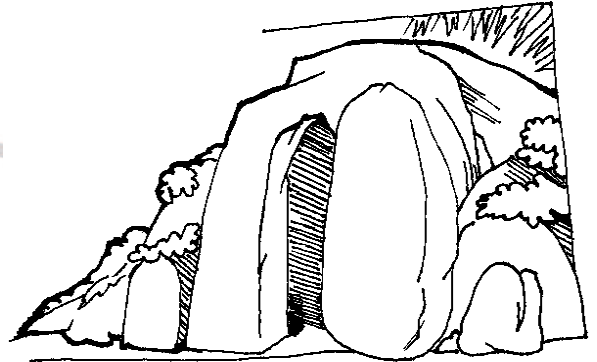


The Spice Girls

CAST: Two teen girls or adult women portraying Mary and Mary telling their tomb story.

COSTUMES: Both Marys' wear Holy Land garments and carry pottery or glass to resemble perfume and spice containers.

STAGE: Walk into the area from the rear of the audience. Begin speaking immediately.



MARY #1: Hurry up, Mary. We have to find a cool place to sit and talk.

MARY #2: I'm hurrying as fast as I can, Mary. I'm exhausted from carrying all those spices for Jesus' body.

MARY #1: Look, there's a place. Let's sit over there!

Sit on the steps of the staging area either center stage or to one side.

MARY #2: *(Sitting with a thunk...)* Whew! At last! I am so tired.

MARY #1: We're all tired, girl. It has been an amazing few days. What do you remember?

MARY #2: I remember how scared I was when Jesus was arrested. I figured somebody would tell my name and I'd be the next one in the dungeon. I hid out in the upper room for awhile.

MARY #1: I was afraid too but when I heard Jesus was heading to Golgotha, I had to be there. I saw you there too. And best of all, I am certain that Jesus saw both of us. He smiled at me.

MARY #2: Stop. You're going to make me cry! How could they have killed Jesus? He never did anything wrong. Those mean men are just jealous because everyone loved Him so much.

MARY #1: Did you see Nicodemus? He met Jesus secretly at night but after Jesus died, there was dear old Nic, bringing 75 pounds of myrrh and aloes for Jesus' burial spices. The men took Jesus' body and wrapped Him in that beautiful linen along with the spices. I'm glad Nic gave us directions to Joseph of Arimathea's garden.

MARY #2: And it was a brand new tomb! Convenient too since it was near Golgotha and with Sabbath coming, they put Him there. After watching the men bury Jesus, I left with such sorrow and so many tears in my eyes.

MARY #1: When you, Salome, Joanna and I returned in the dark on Sunday morning to add more spices, I have no idea how we thought we were going to roll that huge stone from the entrance. And then when we got there, someone had already moved it for us.

MARY #1: I'm almost afraid to ask....

MARY #2: It's true. I saw Him. He's alive! Can you believe it?

MARY #1: I'm so relieved you saw Him too! I thought I was dreaming. Jesus is alive! He promised He would come back and He did!

MARY #2: What a big surprise! There, sitting on the stone, was a bright, shining creature, so dazzling it hurt my eyes to look at him! Only an angel could look that bright and splendid.

MARY #1: I was glad he said, "Don't be afraid," because I was plenty 'afraid'.

MARY #2: Me too! He said, "I know you're looking for Jesus but you're looking in the wrong place. He's not in the tomb. He's alive. Just you go and tell that to Peter and the others."

MARY #1: *(Laughing...)* Have you ever run that fast in your life? We didn't stop running until we got out of the garden.

MARY #2: But it was different in the evening! We saw Jesus for ourselves then and I knew for certain. Jesus, our Master, is alive!

MARY #1: Are you rested? We have to go.

MARY #2: I am ready to go. I heard Jesus might show up at dinner tonight and I don't want to miss seeing Him again!

LEAVE BY WALKING BACK THE AISLE AND OUT THE REAR DOOR.

Adults - All Ages Easter Works!



CAST: People of any age may participate in this short vignette. Use as many people as available. Combine parts if necessary.

COSTUMES: None

STAGE: People stand on stage to speak.

PERSON _____: Now we know the real story of Easter. More than bunnies and chicks. More than eggs and baskets. What Jesus did as our personal Savior changed history. Because of Jesus, Easter Works!

PERSON _____: Easter Works because God was willing to send His One and Only Son from the kingdom of Heaven to an Earth desperate for rescue.

PERSON _____: Easter Works because Mary and Joseph were willing to turn their young lives upside down based on a message sent by angels.

PERSON _____: Easter Works because Jesus, Who existed long before Bethlehem, long before Earth's creation, was willing to leave His home and come to a foreign place where most creatures didn't like Him.

PERSON _____: Easter Works because friends of Jesus believed in Him and gossiped God's Good News all over the world.

PERSON _____: Easter Works because Jesus was willing to suffer and die for people who did not understand God's Grand Plan.

PERSON _____: Easter Works because after three miraculous days, Jesus conquered death, rose from the grave and lives today as our Savior and Lord.

PERSON _____: Easter Works because Christians all over the world, from age to age, have risked their lives to gossip God's Good News.

PERSON _____: Let us never, never forget that EASTER WORKS!!!

Return to seats.

Monologue

Matthew Returns

CAST: One man (adult or teen) This must be performed with great excitement. When reading Matthew 28, do so with expression as if telling the story for the first time.

OPTION: For dramatic effect, ask another man to read Matthew 28 off stage, into a microphone while the Matthew on stage pretends to write it in a scroll or read it from a scroll. On stage Matthew says everything else as described in script.

COSTUME: Dress in Holy Land garments as a very old man. Hobble down the center aisle carrying a rolled scroll containing the script of Matthew 28. Speak in a raspy, old voice if possible.

STAGE: Matthew stands center stage or sits on a bench placed center stage.



MATTHEW RETURNS

MATTHEW: *(Hobbling down aisle leaning on an old cane or stick...)*
Don't leave, not yet! God has graciously allowed me to return for a precious few moments. Listen carefully while I speak God's message one more time.

I am Matthew. I walked the dusty roads and laughed around many campfires with Jesus. I was a tax collector. I learned to read and write early in life. It prepared me for recording the story of Jesus. Oh, how I loved the day I wrote, "The birth of Jesus took place like this...." and told the wonderful tale of Bethlehem and a young couple who trusted God.

Nothing prepared me for the adventure I lived. And to think I thought it would end on that miserable Golgotha Hill. What a delightful surprise God gave us. Let me recall a bit of what I remembered from that time when Jesus came back to us after death.

READ FROM A HANDMADE SCROLL.

MATTHEW 28, THE MESSAGE.

**FEEL FREE TO EXCHANGE THIS SCRIPTURE PORTION
WITH YOUR FAVORITE BIBLE TRANSLATION.**

After the Sabbath, as the first light of the new week dawned, Mary Magdalene and the other Mary came to keep vigil at the tomb. Suddenly the earth reeled and rocked under their feet as God's angel came down from heaven, came right up to where they were standing.

He rolled back the stone and then sat on it. Shafts of lightning blazed from him. His garments shimmered snow white. The guards at the tomb were scared to death. They were so frightened, they couldn't move.

The angel spoke to the women, "There is nothing to fear here. I know you're looking for Jesus, the One they nailed to the cross. He is not here. He was raised, just as he said. Come and look at the place where he was placed.

"Now, get on your way quickly and tell his disciples, 'He is risen from the dead. He is going on ahead of you to Galilee. You will see him there.' That's the message."

The women, deep in wonder and full of joy, lost no time in leaving the tomb. They ran to tell the disciples. Then Jesus met them, stopping them in their tracks. "Good morning!" he said. They fell to their knees, embraced his feet, and worshiped him. Jesus said, "You're holding on to me for dear life! Don't be frightened like that. Go tell my brother that they are to go to Galilee, and that I'll meet them there."

Meanwhile, the guards had scattered, but a few of them went into the city and told the high priests everything that had happened. They called a meeting of the religious leaders and came up with a plan: They took a large sum of money and gave it to the soldiers, bribing them to say, "His disciples came in the night and stole the body while we were sleeping." They assured them, "If the governor hears about your sleeping on duty, we will make sure you don't get blamed." The soldiers took the bribe and did as they were told. That story, cooked up in the Jewish High Council, is still going around.

Meanwhile, the eleven disciples were on their way to Galilee, headed for the mountain Jesus had set for their reunion. The moment they saw him they worshiped him. Some, though, held back, not sure about worship, about risking themselves totally.

Jesus, undeterred, went right ahead and gave his charge: "God authorized and commanded me to commission you: Go out and train everyone you meet, far and near, in this way of life, marking them by baptism in the threefold name: Father, Son and Holy Spirit. Then instruct them in the practice of all I have commanded you. I'll be with you as you do this, day after day after day, right up to the end of the age."

MATTHEW: And that's the truth. I know. I was there.

Easter Family Speaks



MOTHER: Did that just happen? Was that man part of the program? He looked so real, so much like I imagine one of Jesus' disciples would be.

CHILD: *(With wonder....)* I believe, mom. It's a wonderful thing. I never understood what Jesus really did when He died and rose from the grave. Old Matthew's words were true. I believe. I believe.

DAD: I've prayed so long for you. If I had known a simple Easter program would work such wonders, I would have brought you long ago.

MOTHER: I believe too! In just a moment of time, I have been changed by what Jesus did at Calvary. Why would He die for me? I am such a miserable soul. I don't deserve such love.

DAD: That's why Easter Works. None of us deserve what Jesus did but He did it anyway. He died and He rose again.

CHILD: I get it! I get it! The name of the program...EASTERWORKS! It means Easter Works! Thanks for bringing me mom and dad. Can we stay longer?

MOTHER: It's time to go, dear. I feel a bit out of place dressed like this in such a humble place. I have to change clothes and read Matthew's words one more time.



EASTER FAMILY WALKS BACK THE CENTER AISLE.

DAD: Yep, I knew it all the time. Easter Works!

EXIT

**MUSIC: End program with hymn,
"Up From the Grave He Arose"
or a song of your choice.**



I Believe Bistro



One small group prepares BELIEVE AGAIN BISTRO. This could be a few men and women hand picked for the event, an adult Sunday School class or the church women's group.

Choose the form this gathering will take early in the planning stages. Make a choice to host a full Easter Breakfast or Continental Breakfast. If held in the evening, serve snacks or a full meal. The people who attend will enjoy whatever type of event you plan.

I Believe Bistro

MENU: Plan appropriate food choices. A pleasant option may be to ask people to bring their favorite Easter Breakfast Casserole or homemade sweet rolls. If this is a Sunday morning event, consider serving a Continental Breakfast complete with doughnuts, fresh fruit, orange juice, coffee and tea.

Since this gathering is called I BELIEVE BISTRO, set up the area to resemble a colorful sidewalk café, serving various coffee and tea flavors along with delightful sweet snacks.

If your event is in the evening, consider feasting on a full dinner, tureen style, sandwiches and cookies or a formal dessert bar.

SEATING: Decide the best arrangement for seating depending upon the size of the anticipated gathering. Position tables and chairs. Serve buffet style with guests moving around the room to chat. Place chairs in small circles throughout the area for small group conversation.

MUSIC: Play Easter music. This could take the form of live performances by local church musicians or CD's chosen before the program.

CENTERPIECES: Cover tables with colorful table clothes. Easter centerpieces may be featured on each table. These may be as casual as Easter flowers in vases tied with yellow, pink, blue and green pastel ribbons. Fly colorful balloons at each table. Or, place an open Bible with bookmark, candle and a rock in the center of each table. Use your imagination and items at hand and the area will be lovely!



The Day of I Believe Bistro

Decorate the serving table and guest tables. Plug in the coffee pot and put tea water on to boil while the program is in progress. Set out foods, cream and sugar. Make your favorite Easter punch and place on a nearby serving table in crystal bowl.

During I Believe Bistro

Serve food, pour beverages and replenish serving plates as needed. Greet guests cordially as they come through the serving line. Move about the group to be sure everyone feels welcome. Find seats for those who may not be familiar with your church. Introduce people. Enjoy the program participants as they mingle still dressed in Holy Land costume.

After I Believe Bistro

Don't forget! The party is not over until clean up is complete. Ask everyone to help with dishes, remove tables and chairs and sweep the area clean.

It may be helpful to choose a team of children, teens and adults who agree to stay for clean up duty. Many hands make the job go much faster!

Go Home
Knowing
You Are
A Faithful
Easter Servant!

