




**THE EASTER CLOCK!
A WELL TIMED MYSTERY
...For Children And Their Grown Ups!**

Index.....1
 Introduction.....2-3
 Tips For 'The Easter Clock' Director.....4-5
 Adaptations-Make It Work!.....6
 Music!.....7-8
 Stage And Props!.....9-10
 Costumes.....11-12
 Publicity.....13
 Teachers!.....14-15
 The Story Teller.....16
 The Clock Maker.....17
 Ring The Chimes.....18
 Program At A Glance.....19-20
 Let's Begin!.....21
 Readers Introduction.....22-24
 The Story Teller Introduction.....25
 The Clock Maker Introduction.....26
 NURSERY/PRESCHOOL Jesus And The Children.....27-30
 KINDERGARTEN Hosanna!.....31-33
 (Insert "We Will Sing Hosanna!" Sheet Music)
 The Story Teller.....34
 GRADES ONE AND TWO Food Glorious Food!.....35-37
 The Story Teller.....38
 Judas Speaks.....39-40
 GRADES THREE AND FOUR Peter And The Rooster.....41-43
 The Story Teller.....44
 GRADES FIVE AND SIX What's So Good About Friday?.....45-46
 The Story Teller.....47
 MIDDLE SCHOOL Morning In Jerusalem.....48-49
 HIGH SCHOOL AND ADULTS And Then There Were Five Hundred.....50-52
 The Clock Maker's Conclusion.....53
 The Story Teller's Conclusion.....54
 Easter Egg-Stravangaza Party Time.....55-56





THE EASTER CLOCK!

A WELL TIMED MYSTERY

...For Children And Their Grown Ups!


THE EASTER CLOCK is an easy-to-prepare Sunday School/All Church Easter Celebration. It has been a long day in the Clockmaker's shop. The Easter Clock won't work and Easter is merely hours away. Mystery people from another time and place show up with an amazing story about a man named Jesus who died and rose from the grave.

THE EASTER CLOCK is rehearsed during Sunday School in small groups with leadership from their teachers. Use everyone in the church. Age doesn't matter! Young and old alike participate and take their seats back in the audience to enjoy the full program. Gather the whole group for a final dress rehearsal and this Easter program is set to go.

NO MEMORIZATION!

THE EASTER CLOCK is sprinkled with humor, inspiration and tells the story of Jesus' Resurrection. Challenge your church to think about how the earthly life of Jesus concluded and His eternal reign in Heaven began.

THE EASTER CLOCK stage features clocks of all sizes. A work bench, tools and bright work light are the tools that help the Clockmaker untangle the tale of the broken Easter Clock. The presence of strange items inside the clock may hold the key to the Easter mystery.



THE EASTER CLOCK involves the audience singing Easter Carols of your choice. Add more special music as desired by individuals or small groups to complete the musical portion of the program. Adapt to fit the talents of your group. Choose music locally.

CLOSE ENCOUNTERS MINISTRIES also offers 3 original songs (THE EASTER CLOCK MELODIES) on split track CD + piano sheet music. Order online or by telephone. 1-888-236-5433

Music adds joy to any program so present music you know your audience will enjoy!


THE EASTER CLOCK concludes with **Easter Egg-Stravaganza**, an informal gathering. Serve foods of your choice, play Easter music and enjoy good fellowship.

This is an ALL CHURCH event!
Involve adults as readers, musicians and leaders.



COPYRIGHT INFORMATION

Copy all pages needed for your local church. Make as many copies of each page as needed for personal use. Do NOT give this program to any other church or group. Instead, give interested folks our order form, address and toll free telephone number (1-888-236-5433). This allows CLOSE ENCOUNTERS MINISTRIES to continue production of exciting, inspiring, positive Christian programs at low cost to churches across the nation and Canada. All Rights Reserved-Copyright protected.



TIPS FOR 'The Easter Clock' DIRECTOR

Statistics show Easter Sunday
is the most attended church service of the church year.



LEAD WITH LOVE!

Mold small groups of all ages into a well organized Easter team. Make copies and assign individual segments to Sunday School classes, church committees, groups of friends and individuals who agree to become part of the event. **Age doesn't matter!** Adapt **THE EASTER CLOCK** to fit the number of participants available in your church.


PREVIEW PROGRAM ONLY

LEAD WITH PREPARATION!

Ask small group leaders to organize their group complete with props or costumes as suggested for their segment. Be prepared to help the teachers/leaders but for the most part they should be able to manage their own material. The result will be an inspiring, humorous presentation featuring the best day in history...Resurrection Day!

LEAD WITH ENTHUSIASM!

It is possible that as you read this you are thinking, "*Why me? I cannot do this!*" Put those feelings aside and dive into this charming Easter presentation with a minimum of hassles. Bless your church with this special touch that reminds everyone of God's Grace and the Indescribable Gift of His Only Son, Jesus.



DELEGATE!

Leaders prepare individual classes/groups. Teachers/leaders participate with speaking parts. Trust the staff to carry out tasks. Never apologize when asking people to help.



POSITIVE APPROACH!

Easter season is busy but also exciting and meaningful. It is worth extra effort in the midst of family preparations and travel plans. Uncomplicated planning is appreciated by everyone.

PRAY!

Pray for staff, students and set up. Take all details before the Lord and then-RELAX! God is in control. Carry out individual tasks at hand.


PLAN!

Copy and read this manual. Mark areas requiring special attention. List details you must handle personally. Give teachers and participants copies of their segment with their personal part highlighted. Or, let them decide who will speak within the group.

PREPARE!

Hopefully you have ordered and received **THE EASTER CLOCK** with more than one month lead time. We provide the master copy with permission for you to make as many copies as needed for your church. Copy segments for individual groups and assign responsibility for small group practice to teachers/leaders.

Some churches enjoy memorization and others avoid it. Except for young non readers, read all parts. If your church is fond of memorization, lead time must be longer and more intense rehearsal is necessary.



Adaptations—Make It Work!



Adapt **THE EASTER CLOCK** to fit your local church. Preview individual segments. Segments intended for specific age groups may be assigned to older or younger groups, combined or even eliminated. Your goal is to present the Easter story with available people.

THE EASTER CLOCK is designed to last about 45 minutes depending upon added music. **EASTER EGG-STRAVAGANZA** is not included in this time frame.

When Should We Present **THE EASTER CLOCK**?

Sunrise Service, Sunday School Hour or even Easter Morning worship is perfect. That being said, you may need to arrange another presentation time in your church schedule.

Is **THE EASTER CLOCK** Possible For Our Group?

Small Church

10-20 Participants

1. Eliminate segments requiring more people than available.
2. Combine speaking parts/classes.
3. Ask groups/classes to present two or more vignettes.
4. Include teens and adults as needed.

Medium Church


20-50 Participants

1. Eliminate segments requiring more people than available.
2. Combine speaking parts as needed.
3. Include teens and adults.
4. Ask musicians to sing/play special musical pieces.

Large Church

50-100 + Participants

1. Organize speakers, servers, sound and lighting staff.
2. Include as many people as possible.
3. Ask church choirs, musicians to participate.
4. Divide parts to include as many speakers as possible.



Music!



Coordinate appropriate music with music director, organist and pianist. Every Easter Carol is sung by participants and the audience. Include hymn book numbers in a printed program or use a projection system to illuminate words.

EASTER CLOCK MELODIES

CLOSE ENCOUNTERS MINISTRIES offers a music option of three original Easter Praise and Worship choruses written for **THE EASTER CLOCK** by Jonathan Miller of Glory Sound Studios, Winston-Salem, NC. Enjoy our double channel CD, sheet music and words only teaching sheets.


A special feature for The Easter Clock includes two tracks with sound effects for the 'discordant' clock chimes and for the 'beautiful' clock chimes. Play the chimes when recommended in the script.

Order at www.cemlife.com

Easter Hymns

Traditional Easter Carols are suggested at appropriate spots. Choose hymns that fit the tradition of your local congregation. There are beautiful contemporary Easter songs available. Find and use music that fits your group. Here are a few suggestions:

Because He Lives
I Know My Redeemer Lives
Christ Arose
Christ the Lord Is Risen Today
He Lives
The Hallelujah Chorus
Lift High The Cross
Beneath The Cross Of Jesus



Jesus Paid It All
The Old Rugged Cross
What Wondrous Love Is This
When I Survey the Wondrous Cross
Near The Cross
Hallelujah! What A Savior
Were You There
All Hail The Power of Jesus' Name
Awesome God
Majesty
I'm Forever Grateful

Optional Special Music!

Choose local talent who add to the program
with solos, duets, trios, instruments.
Place special music anywhere in the program
as desired.



Stage And Props!

THE EASTER CLOCK is an intriguing presentation of the Easter story. Fanciful and mysterious, this program features a clockmaker who has been commissioned to fix the church Easter Clock. He/she has not been able to fix the old clock and as the night before Easter grows dark and long, the clockmaker prays for strength to complete the project before daylight.



Set Up


The church sanctuary will be decorated for Easter. Displays of Easter lilies, crosses and other items may remain in place.

Staging

The program takes place in a clock fix-it shop. Consider background props easily procured. If nothing seems appropriate or is available, the program is still effective.

Place an old work table center stage. Fill the table with old tools. Add one work light shining on a large clock. Fill the area with as many vintage clocks as possible. Place a work chair behind the table where the clock maker sits.

LIGHTING: Small work lights shining on the broken clock on the table should not "blind" the audience but should shine on the clock itself. To establish a late night appearance on stage, place small lights on the floor, shining upward. Turn off overhead sanctuary lights. Create dramatic lighting with light and dark shadows.



Props

THE EASTER CLOCK: The visual centerpiece of the program is an old clock. If available, borrow a real clock...it can be old, beat up, broken. It can be a grandfather clock or a large table or wall clock. If a real clock is not available, make a large, cartoon-ish clock from a cardboard box. Paint it to resemble an old clock.

VERY IMPORTANT: The clock maker pulls strange items from inside the clock, one at a time. Hide the small props behind The Easter Clock so it appears they are taken from the clock at the appropriate time.


GREEN LEAF
TINY SANDWICH (bread)
ONE SILVER COIN (Quarter)
FEATHER
SMALL PIECE OF WOOD

Seating

Reserve seating for classes, small groups and individual participants before the audience enters the area. Consider assigning teen/adults to sit with younger children during the program.

Sound System

Use the existing sound system to it's best advantage. Place one or more microphones within easy reach of participants. Students must be heard clearly. It will make the difference between a frustrating experience and a delightful program for the audience.



Costumes



With the exception of the clock maker, all participants dress in Holy Land costume. When costuming a large group, one solution is to ask each participant to design their personal attire. Parents may be willing to provide bathrobes, caftans and head gear.

Main characters may need costume assistance. Props such as donkeys, palm branches, shepherd staff, etc. can be made from cardboard and carried as if they are "real" items. Prepare bathrobes, sandals, sheets, long t-shirts with rope belts, bare feet, simple caftans and head wraps. Some jewelry may be worn.


PILLOW CASES: Cut a neck hold in the top of the pillow case. Cut up the front to the neck hole. Cut armholes in the sides. This makes a long, vest type costume for small children. Plaid or striped flannel pillow cases are available and work great!

FABRIC: Two wide strips of fabric, one over each shoulder, crossed across the back and front of the child, tied with a sash makes a good costume too. Use striped or colorful fabric.

A square of fabric over the head with a wide ribbon or piece of cloth around the tope of the head makes a headpiece. Make large scrunchies (like girls wear around ponytails) and put them over the square fabric around the head. It holds the fabric on quite well.

BATHROBES: Purchase bathrobes at garage sales and resale shops or borrow robes. Wrap in front and use contrasting fabric for head dresses and sashes to complete the costume.

ANGELS: Dress Easter angels in white cotton or silver lame' fabric



found in most textile stores. Angels may wear cardboard, feather wings or remain wingless. Place gold or silver tinsel taped in a circle halo on each angel head. Tie tinsel around the waist for a sparkling angel belt. Face and hair glitter add "extra sparkle".

Child Ushers


Once everyone is costumed, consider assigning a few Easter angels and palm waving children to serve as ushers handing out programs and seating people before the performance. Employ a variety of ages.

Place children at each entrance and coach them:

"Welcome to 'The Easter Clock'!
May I show you to your seat?
Where would you like to sit?"

The friendly greeting is an added personal touch that is much appreciated by older members of the audience.

After THE EASTER CLOCK ask participants to remain in costume at the Easter Egg-Stravaganza Buffet. They may serve beverages, greet guests and wander through the serving area while people eat and talk.



Publicity

Publicize **THE EASTER CLOCK** through church communication channels. Announce it in the church newsletter, weekly worship bulletin and from the pulpit.

Church Bulletin/Newsletter

Inform the congregation about this special Easter program. Print an announcement in the newsletter preceding Easter. If you plan the **Easter Egg-Stravaganza**, let people know there will be fellowship and food following the performance.

Local Newspaper

Include a news announcement with church Easter publicity. Talk to a reporter and photographer to see if a feature article is possible.

Television and Radio

Consider advertising on your local cable channel. Check it out! It may be one more avenue of great publicity!

Invitations

Send family invitations home with Sunday School students. This is effective for families who send their children to your children's ministry but are not personally involved. Use real Easter cards with invitations tucked inside.



Teachers!

Involve Students Of All Ages

If there are more students than speaking parts, divide parts or decide how to involve extra students. If there are less students than parts, assign two or three parts to each student. Be specific when assigning jobs holding visuals, carrying props and dressing in costume.

Highlight Individual Parts


Decide if students will memorize their speaking parts or read them. If students read parts, back copies with colorful construction paper, glitter and Easter stickers. Performance copies must be in good shape.

Practice!

Rehearse individual groups during the first few minutes on Sunday School and plan costuming. Decide how props will be made. Adjust the segment to fit your class with appropriate adaptations. Reserve several weeks for this purpose.

Communicate!

Let parents know when to have their children at formal rehearsals and the performance. Invite them to attend and be sure they know what props or costuming their child is responsible to bring.



Attend Rehearsal/Performance

Meet your group for the processional. Don costumes in a back room, line up according to specific instructions and enter the sanctuary as directed. Sit in the designated area. Lead them on and off stage. Perform your own speaking part with enthusiasm. Coach students quietly if they have problems speaking their parts. ...Stage fright is not uncommon!

Need Help?


The Director is available but prepare your group. The program comes together at the last moment with little formal large group rehearsal.

Easter Egg-Stravaganza

Stay for the fun fellowship and food! Collect props before the party. Mingle with guests. Enjoy students and their families. Eat something delicious to treat yourself for the great program!

Enjoy The Easter Experience!

This is a once in a lifetime opportunity to touch lives. Enjoy your small part of the bigger picture. The story of Jesus' Resurrection is classic. Our children should hear it and our adults should hear it again. The spiritual experience is amazing! Have fun with the production.



The Story Teller



THE EASTER CLOCK is a surprising mystery program involving the repair of the church Easter Clock. Become *The Story Teller* who holds the program together with flashes of the Easter Story.

In between segments featuring The Clock Maker and various small groups, The Story Teller fills in the story of Jesus' final week on earth and His Resurrection.


PERSON: *The Story Teller* may be male or female, young or old. This may be performed by one person, two people taking turns or a series of people who take their part of the Story Teller. This may depend on the size of your church and the number of people available for participation.

COSTUME: No costume is needed. Wear modern clothing.

SOUND: Use a microphone and speak clearly. Practice the parts aloud before the program to be familiar with the wording.

SCRIPT: Read each Story Teller section directly from the original script. No memorization needed.

STAGING: Stand on stage throughout the program--Stage Left or Stage Right at the discretion of the Director.



The Clock Maker



Become the exhausted, frustrated clock maker who has been given the impossible task of repairing the church Easter Clock in time for the early morning, sunrise chiming of Jesus' Resurrection Day. The part can be played by a man or woman but is written for a man. Adjust as needed.

*The clock maker is weary from non stop work fixing the old clock. It is late at night and exhaustion overtakes the faithful worker. What happens as strange items begin appearing from inside the clock begins to solve the mystery of **The Easter Clock**.*


Prepare to meet strangely familiar strangers along the way as the story of Easter is told with each small repair to the old clock.


COSTUME: Wear simple working clothes: jeans, work shirt, sweater or sweatshirt and tennis shoes. Glasses tipped down the nose look great as the clock maker works on tiny gears.

PROPS: Carry a clip board with full script. No memorization is necessary but be as familiar as possible with the speaking parts. Read from the clip board and refer to it as your 'parts list'.

CHARACTER: Hold the program together with humor and insight. Speak clearly. It is important that the audience understand the words spoken by the clock maker.

Become as familiar as possible with the wording and order of the program. Enjoy becoming the quirky clock maker with a heart of gold. Take the audience on a mysterious night journey toward the Cross and beyond to Resurrection morning.





Ring The Chimes!

When SOUND EFFECT instructions show up, it is time to make the sound of clock chimes.

The printed instructions within the program will say:

SOUND EFFECT: DISCORDANT

or


PREVIEW PROGRAM ONLY

SOUND EFFECT: CORDANT

PLEASE PURCHASE

If you have purchased *THE EASTER CLOCK MELODIES* from CLOSE ENCOUNTERS MINISTRIES, simply play the appropriate track on the CD.

If you have not purchased our music tracks, ask the church pianist or organist to re create the sound of broken chimes or perfect chimes on their instruments.



PROGRAM AT A GLANCE

PRELUDE
PROCESSIONAL

Readers Introduction
The Story Teller's Introduction
The Clock Maker's Introduction

Nursery/Preschool
Jesus And The Children

Kindergarten
Hosanna!



PREVIEW PROGRAM ONLY
NOT FOR USE
PLEASE PURCHASE

Music Option
Easter Hymn or Special Music
The Story Teller

Grades One and Two
Food Glorious Food!
The Story Teller

Judas Speaks
Music Option
Easter Hymn or Special Music

Grades Three and Four
Peter And The Rooster
The Story Teller



Grades Five and Six
What's So Good About Friday?
Music Option
Easter Hymn or Special Music
The Story Teller


Middle School
Morning In Jerusalem

High School and Adults
And Then There Were Five Hundred!

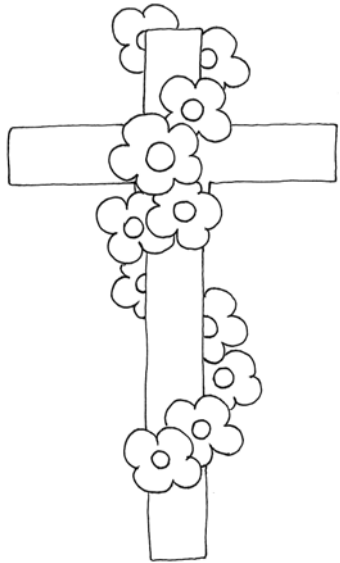
The Clock Maker Conclusion
The Story Teller Conclusion



PREVIEW PROGRAM ONLY
NOT FOR USE
EASTER EGG-STRAVAGANZA
Party Time
PLEASE PURCHASE



Let's Begin!



Choose a comfortable, respectful way to begin the program. Music should be playing as the audience enters. Seat the audience as the music plays. Greet everyone cordially. Participants will enter near the end of the prelude.

The Prelude


Church musicians (*organ, piano, keyboard*) play Easter music as the audience gathers. If using our original music during the program, consider having the same songs played so the audience can hear the melodies and become familiar with the choruses.

The Processional

Gather **THE EASTER CLOCK** participants in an outer room. Dim sanctuary lights. Existing candles or spotlights remain lit so people can read their speaking parts.

Light all staging lights on the floor and work table before the program begins.

Participants walk to their seats in the audience. Classes and small groups should sit together.



Readers Introduction



Two readers introduce the program, prompting the audience to consider the claims of Jesus Christ. They stand midway in the center aisle to read their introduction.

One Reader faces the right side of the audience. One Reader faces the left side of the audience. Read in clear voices. The readers may be adults or teens dressed in modern clothing.


READER #1: Time never stands still. Time changes our perceptions. Time is infinite.

READER #2: A *day* is the amount of time it takes for the earth to rotate. The sun does not really move across the sky; it appears that way because the earth is spinning. A *year* is the time it takes the earth to orbit the sun.

READER #1: There are 24 time zones. Each time zone is measured carefully around the globe. The time in each zone differs by one hour segments.

READER #2: We humans have a great need to explain the logic of 'time'. We measure time carefully with sundials and the movement of ocean tides and watches and clocks and calendars. People watch the flow of sand through an hourglass.

READER #1: We measure time in units of seconds and minutes and hours. Then in days, weeks, months and years. Decades pass before our eyes and soon a new generation of humans is measuring time by century and millennium.



READER #2: But God...God has another way of measuring time. God's first time measurement was "In the beginning, God created the heavens and the earth."

READER #1: God's sense of time is unique. Paul reminded us, "Beloved, do not forget this one thing, that with the Lord one day is as a thousand years, and a thousand years as one day."

(II Peter 3:8)


READER #2: Paul said the Son of God came to this earth at just the right time in the divine scheme of things. He said, "But when the fullness of time came, God sent forth His Son, born of a virgin, born under the law." (Galatians 4:4)

READER #1: When Jesus was born, it was indeed the right time. God prepared His Creation in anticipation of the sending of His Son.

READER #2: God also prepared His people for Jesus' purpose. The death of Christ was necessary.... "that He might redeem them that were under the law, that we might receive the adoption of sons". (Galatians 4:5)

READER #1: So how do time movers take an event promised in the first century and move it to the 21st century?

READER #2: Shall we push time faster so that children will be born, weddings welcomed and anniversaries celebrated?




READER #1: What would happen if, for 'just one night', time moved backwards? Would we listen to the lessons of time? Would we treasure the stories of people who walked a difficult path.....

READER #2:on difficult days.

READER #1: ...in a difficult place and time.

READER #2: Let's take a few minutes to observe strange events taking place at the Clock Shop. Our local clock maker has been assigned the difficult task of repairing our church Easter Clock. Strange chimes have been heard. Time moves backward on our old clock. There is mystery afoot and a long, dark night just before the dawn... of Resurrection Morning.

PREVIEW PROGRAM ONLY
NOT FOR USE
PLEASE PURCHASE



The Story Teller

Introduction




Do you enjoy a good 'whodunit'? I hope so because you have been dropped right into the middle of an Easter mystery. Prepare for surprises galore.

(Wave toward the scene.) Welcome to our town's Clock Shop. Nowadays folks tend to throw away broken clocks. They head for the discount store where all the newest clocks are displayed--but not in our town. We fix clocks here. We enjoy the old chimes, the old styles, the memories that old clocks carry.

We are here to tell the story of the best day in history and how it came to be. Resurrection Day! It is the day for which God prepared His people from generation to generation. It is the day Jesus broke the hold of Satan and death by rising from the grave.

Oh look, here comes our Clock Maker! Peach of a guy (*gal*). Looks like it has been a long day and to make things more complicated, it is the night before Easter. Customers have been coming and going all day.

All the Clock Maker wants to do is to go home, have a tuna sandwich with chips and go to bed. We have all felt like that from time to time. I'm afraid it is not to be. Something very curious is happening. Time isn't what it seems. Let's watch and see what happens.



Clock Maker Introduction



Clock Maker enters the stage from any direction carrying a clipboard. Rub eyes, yawn and try to read the words on the clipboard as if it has been a very long day.

Clock Maker: *(Yawning)* Just look at this list of clocks! I'm so tired I can't read. Let's see...it says, "The Easter Clock". The Easter Clock! How did I miss that? Easter is tomorrow!

There is no way I can fix the church Easter Clock and get it back in time for the Sunrise Service. It's already late and I'm so tired. I'll have to work all night.


Unless...There's always a chance that it's a simple fix. Where is that clock anyway? I should have had that job done weeks ago.

Find The Easter Clock and place it front and center on the work table. If it is a large grandfather clock, be sure it has been placed center stage before the program.

Ahh, here it is. Nice clock. I've always liked the tradition of ringing The Easter Clock chimes each year. Yep, Easter wouldn't be the same without this old clock over at the church.

What do we have here? The job tag says, "Clock hands turn backward. Chimes broken."

SOUND EFFECT: DISCORDANT CHIMES



NURSERY/PRESCHOOL

Jesus And The Children!

Gather the littlest children and form a joyous group dressed in Holy Land costume. Parents, teachers, helpers dress in Holy Land costume too!

Use the number of people available.

Divide speaking parts between available adults and teens. Practice the segment and the finger play with available time in the weeks before the program.


No memorization necessary.

Children and adults laugh and talk and wave as they walk, jump, skip and run down all the aisles. This is a joyful, happy group.

PARENT CARRYING NURSERY CHILD: *(Calling from the back of the room....)* We're coming! We're coming! We heard you call. Is He here?

TEACHER: He must be here! We would not have heard the call. Come children! It's TIME to meet Jesus. Look your best! Smile! Show Jesus your 'cheerful' selves!

ALL CHILDREN: *Laugh loudly and wave at the audience as they enter. Practice this before the program so they will cooperate at the right time.*



CLOCK MAKER: *(Shouts...while holding up hand like a stop sign)*
Wait! Who are you? You can't come in here! Go away! I'm busy. I have an Easter clock to fix!

TEACHER: *(Cheerfully...)* We heard you call. We came to meet Jesus. What a happy day! These dear children have waited so long to sit on His knee. It's finally time to meet Him. No more grouchy disciples to keep us from Jesus.

PARENT: Quickly, children. Line up. We must look our very best when we talk to Jesus!

Teach the children this finger play. Rehearse during Sunday School. Say it twice...once when the group reaches the stage and again at the end.


JESUS AND THE LITTLE CHILDREN HAND MOTION STORY

Jesus said, "Come to Me". (Beckon with both arms.)
The children would run to Jesus. (Two fingers run across palm)
The people around Jesus said, "Stop"! (Hold hand palm out "stop")
But Jesus said, "Come to Me" (Beckon with both arms.)
And the children would run to Jesus. (Two fingers run across palm)
And Jesus would love them. (Arms crossed on chest)

CLOCK MAKER: Stop! This is not the time or place for such nonsense. These children should be home in bed. Do you know how late it is? And putting them in silly costumes is just ridiculous. Go home!

TEACHER: The sun is shining and we have just enjoyed morning meal. Bed will come soon enough at sunset like every day. What is this 'costumes'. We wear garments God has provided and none other.

PARENT: Perhaps we were too hasty in saying there are no



grouchy disciples here. Sir, were you on the hillside the day we took the children to see Jesus?

CLOCK MAKER: What are you talking about? I have no time for lounging on hillsides. I must repair the Easter Clock!


TEACHER: We heard Jesus, the Teacher from Nazareth, was nearby. We gathered these little ones, even babies, to meet Him and tell our story. His disciples shooed us away. Jesus called us back. We never got to tell our story but each child sat on His lap and got a hug and a kiss.

PARENT: Jesus said, "Let the little children come to me, and do not stop them; for it is to such as these that the kingdom of God belongs. Truly I tell you, whoever does not receive the kingdom of God as a little child will never enter it." (Luke 18:15-17)

CLOCK MAKER: *(Softening...Looking off into distance)* Ahh, yes. I remember that old story. The littlest of the children are brought by their parents, blocked by the disciples, yet called and welcomed by Jesus.

I always thought the children were simply obedient and humble. Jesus said that of all people, we grown ups should be like children. We should go where the Father wills, trusting in His love, blessing and wisdom.

TEACHER: Jesus said that without this attitude it is impossible to receive the kingdom. Like these dear little ones, we must humbly accept our place and do our best to please the Father. Kind sir, are you a Jesus believer?



CLOCK MAKER: I became a Jesus believer when I was quite young. I'm kind of rusty on the Bible. Go ahead! Say your piece. The Easter Clock can wait.


JESUS AND THE LITTLE CHILDREN HAND MOTION STORY

Jesus said, "Come to Me".	(Beckon with both arms.)
The children would run to Jesus.	(Two fingers run across palm)
The people around Jesus said, "Stop"!	(Hold hand palm out "stop")
But Jesus said, "Come to Me"	(Beckon with both arms.)
And the children would run to Jesus.	(Two fingers run across palm)
And Jesus would love them.	(Arms crossed on chest)

PARENT: It's time to go back. Home is calling. I feel time slipping away. Come children. Let us run to Jesus.

EXIT BY RUNNING BACK THE AISLES

PLEASE PURCHASE



KINDERGARTEN Hosanna!



Dress Kindergarten children in Holy Land costume. Parents, teachers, helpers dress in Holy Land costume too! Use the number of people available.

Divide speaking parts between available people. Practice the segment during Sunday School.

CLOCK MAKER: *(Yawning....and poking around inside the clock with a pair of tongs)*
 Kids! You'd think they would be at home, tucked in their beds the night before Easter. This is no time to be traipsing babies around in old costumes.


Well, well, well. What have we here? *(Pull a few leaves from the inside of the clock...these may be artificial leaves.)* I think I solved the mystery of The Easter Clock! Why would anyone stuff leaves inside the delicate workings of a clock?



SOUND EFFECT: DISCORDANT CHIME

KINDERGARTEN: Each child carries a palm branch. Palms *(the bigger the better)* can be made from green construction paper.

The group walks two by two to the stage along the center aisle, waving palm branches, shouting with enthusiasm. Repeat phrases along the way. Students smile broadly and wave!



STUDENTS: *(Walk in two's and Shout In Unison)* Hosanna! Blessed is He who comes in the name of the Lord!

TEACHER: *(Shouts joyfully...)* Blessed is the King of Israel!

CLOCK MAKER: Give me a break! Who ARE you people? Just because you hear a clock doesn't mean you have to head for my poor, old clock shop. I have work to do. Who put that bunch of leaves in The Easter Clock?

TEACHER: *(Bowing....)* Shalom! Can you lead us to Jesus the Teacher? So many people are on Jerusalem's streets today that our children cannot find Him.

CLOCK MAKER: There is no teacher here. If one of you will not confess to stuffing leaves in my clock, move along. And put on some decent clothes.



STUDENTS: *(In Unison)* Hosanna! Blessed is He who comes in the name of the Lord! Hosanna! Blessed is He who comes in the name of the Lord.

CLOCK MAKER: *(To Teacher...)* What is wrong with them?

TEACHER: Nothing is wrong. Everything is right! Our Messiah has come. The time has been fulfilled as the Old prophets said and all of Israel is blessed!

STUDENTS: Sing to the tune, "Mary Had A Little Lamb":

We will shout Ho-sanna, Ho-sanna, Hosanna!
We will shout Ho-sanna, to the King of Kings.
We will sing our praise to God, praise to God, praise to God.
We will sing our praise to God, for sending Christ The King.



TEACHER: Children, it's time to find our way to the temple. Maybe Jesus will be there. This worker obviously does not know where to find Jesus.

CLOCK MAKER: (*Grumbling under breath...*) 'Hosanna' indeed! All of Israel is blessed...right. (*Mocking....*) 'This worker obviously does not know where to find Jesus.'

Well, good riddance. Move on down the road, folks. I'm sure Jesus is down there someplace. Leave me to my work! Shalom, and all that!

TEACHER: One more thing, which way to the temple?


STUDENTS: (*Point to back of room....In Unison*) This way!

PREVIEW PROGRAM ONLY
NOT FOR USE
PLEASE PURCHASE

**EXIT TWO BY TWO
SINGING 'WE WILL SHOUT HOSANNA'
ALONG THE WAY.**

MUSIC OPTION

Easter Hymn
or Special Music



The Story Teller



“Which way to the temple?” Our Clock Maker seems clueless that somehow time has reversed and each time the discordant chimes of The Easter Clock ring, people from the days of Jesus appear.



Jesus was well known in Israel. Everyone from the smallest child to the most powerful politician knew His name and His purpose. He was the talk of the towns. People gathered on hillsides to hear Him speak words from God. Many people believed His words and followed Him. Others were just...well....curious.

The Day of Palms in Jerusalem was joyous. The Feast of Passover had come at last. Families and friends gathered in the city streets. People were shouting and singing and walking and eating.

Jesus entered the city on a young donkey. The city was buzzing with news of His arrival. Lazarus was alive again. The crowd that had been with Jesus when He called Lazarus from the tomb, raising him from the dead, were giving eyewitness accounts. They spread the news and the crowd swelled to a welcoming parade.

In those days, people didn't have money to spend on flags and signs and banners. When this crowd heard that Jesus was entering Jerusalem, they broke palm branches from nearby trees and went out to meet Him. And they cheered. Oh, how they cheered.

And the words of scripture came true: “See how your king comes, riding a donkey's colt.”



GRADES ONE AND TWO

Food Glorious Food!

Students and leaders dress in Holy Land costumes. They carry kitchen equipment with them. The equipment they carry should be old wooden bowls, ceramic pots or brass utensils to fit the Holy Land theme. Divide speaking parts between available students.

No memorization necessary.



SOUND EFFECT: DISCORDANT CHIMES

CLOCK MAKER: *(Looking disgusted...pull out a small sandwich)*
Yuck! What a mess! Who would hide a sandwich in an old clock?
No wonder this clock doesn't work. Who's sandwich is this?

Grades One and Two Students in costumes stand on stage holding their kitchen supplies.


STUDENT #1: So that's where it went. That's my bread.

STUDENT #2: You lost your lunch again?

STUDENT #3: We have been busy helping with that special Passover dinner in the upper room.

CLOCK MAKER: Passover dinner? Upstairs? I don't think so.

STUDENT #4: You aren't coming to Passover dinner?



STUDENT #5: Come with us.

STUDENT #6: We will take you to the dinner!

CLOCK MAKER: I'm not hungry. There is a mystery somewhere in The Easter Clock and I only have a few hours to find it. By the way, who's coming to dinner?

STUDENT #7: It's Jesus!

STUDENT #8: And His friends.

CLOCK MAKER: Yeah, right. Am I the only one here with a sense of reality?

STUDENT #9: We have heard one isn't such a good friend but that's Judas for you!

CLOCK MAKER: Judas? I have heard that name. That's a name from the Bible. Isn't he the guy who....


ALL STUDENTS: (Loudly....) SSSSSSHHHHHHH!

STUDENT #10: The guests are arriving. I see Judas coming.

STUDENT #11: You don't want to mess with that guy.

TEACHER: We have been hired as table servers for a very special dinner. The food will be the most delicious served in town this evening. I know because I helped the cook.

Jesus, the Teacher from Nazareth, is gathering his closest friends for a final farewell meal. It seems He must go away. It's their Last Supper together. Sounds sad to me but I hear the old friends laughing upstairs already.





CLOCK MAKER: *(Listening....)* I don't hear a thing!

TEACHER: Do you smell the bread baking?

CLOCK MAKER: *(Sniffing....)* Sadly, no. And I love fresh bread. Something is happening in my clock shop and I can't stop it.

**THE GROUP LEAVES THE STAGE,
WALKING BACK THE CENTER AISLE
HOLDING THEIR KITCHEN ITEMS
IN FRONT OF THEM.**



We Will Shout Hosanna! (Mary had a little lamb)

TRADITIONAL
M. A. L. C.

E D C D E E E D D D E G G

We will shout Ho-sa-a-na Ho-sa-nna Ho-sa-nna!

E D C D E E E E D D E D C

We will shout Ho-sa-nna To the King of Kings!

E D C D E E E E D D D E G G

We will sing our praise to God, Praise to God, Praise to God.

E D C D E E E E D D E D C

We will sing our praise to God, for send-ing Christ the King.

The Story Teller




The Last Supper was a turning point. Jesus knew it was 'farewell'. The disciples didn't understand. Saying goodbye is difficult.

Jesus gently broke bread and passed around wine so they would never forget Him and the great and glorious gift He was about to give the past, present, future people of earth.

Today we celebrate Communion. It's part of the Easter story. Jesus said we should remember Him by celebrating the Last Supper.

Not everyone at the Last Supper was a true friend. There was one man secretly planning to betray Jesus to the Jewish officials. Sshh, don't let him see you. Let's listen to what Judas says.



JUDAS SPEAKS



One man (adult or teen) portrays Judas, dressed in Holy Land costume. Carry a small fabric filled with silver coins—quarters will work. Stand on stage while the clock maker silently works at the table.


I had to get out of that room! I don't care how good the food is, that dinner was awful. How dare Jesus accuse me of betraying Him. How dare He question my authority over the money I spend within our group. So what if I take a few shekels here and there. I deserve it. I work hard.

The Master thought nothing of it when Mary poured the expensive perfume over His head and feet to 'honor' Him. 'Honor' Him...what for? He gets plenty of honor. I could have taken that perfume and sold it in the market and given the money to the poor. I told Him that but would He listen? Nooooo!

Well, maybe I would have given some of the money to the poor. I could use a little extra coin myself. Pouring the perfume was a horrible waste. The aroma of that precious oil filled the room. With every sniff, I felt the loss of the money.

I have had enough of Jesus, God's Son. I believed Him at first. I must admit the miracles He performs are impressive but...it's coin I need. I'll make it right later. He'll spend a few nights in jail. I'll bail Him out and all will be well. No problem.

The High Priest paid me 30 pieces of silver for information leading to the arrest of Jesus of Nazareth. Cold coin in my hand is worth much more than ...anything.



(Count the coins...) Let's see what I have. 25-26-27-28-29.....
Where is the 30th coin? I was promised 30 pieces of silver. I'm
missing one. That's not fair! I have to get back to the temple.

***JUDAS STRIDES ANGRILY FROM THE STAGE
WALKING BACK THE CENTER AISLE.***


CLOCK MAKER: *(Working intently inside the clock....)* Must be
getting cold in here. I felt an odd chill just now, like something is
very wrong.

Well, look what we have here. *(Hold up one silver coin with a pair
of tongs.)* One very strange looking silver coin.

PREVIEW PROGRAM ONLY
NOT FOR USE
PLEASE PURCHASE

MUSIC OPTION

Easter Hymn
or
Special Music



GRADES THREE AND FOUR

Peter And The Rooster

Students dress in Holy Land costume. When discordant chimes ring, they gather around the clock maker who is surprised to see them. One student portrays Peter. Divide parts between available people.

No memorization necessary.



SOUND EFFECT: DISCORDANT CHIMES


CLOCK MAKER: Each time the chimes ring, time travels **back** an hour. There is a mystery here. Unless I'm mistaken, it's about now that another odd group of people will show up in the shop.

**STUDENTS ARRIVE ON STAGE
PUSHING AND SHOVING EACH OTHER TO BE FIRST.**

STUDENT #1: Shalom!

CLOCK MAKER: (*Amazed...*) I cannot believe this is happening. The Easter Clock chimes, time travels backward and people who know more about Easter than I will ever know show up.

STUDENT #2: Have you seen them? I'm certain they are somewhere here in the courtyard. Those followers of Jesus must be caught.



PETER/STUDENT #3: Well, it's not ME! I'm just here because you look like a friendly group of folks and I'm new in town.

STUDENT #4: You look familiar. I think you ARE one of the Jesus followers...perhaps one of his disciples.

PETER/STUDENT #3: *(Getting angry...)* No, you are wrong. In fact, I have never met the man.

CLOCK MAKER: *(To the audience....)* This is getting good! I know this part of the Easter story. Watch what happens next!

STUDENT #5: *(To Clock Maker...)* And YOU! You are a Jesus follower too, aren't you?

CLOCK MAKER: *(Backing up....)* Me? Little old me? Not me! I'm just an old fashioned clock maker. In fact, I'm not even supposed to be here. *(Go back to work inside the clock at the clock table.)*


STUDENT #6: We'll deal with you later. By the way, you dress weird. Right now we want to talk to this man. *(To Peter...)* Tell us who you are! I was in the Garden and I saw you there.

STUDENT #7: Admit it! You ARE one of Jesus' disciples.

PETER/STUDENT #3: *(Very angry....)* Get off my back. I told you I don't know this man!

SOUND EFFECT: DISCORDANT CHIMES

**ALL STUDENTS STOP MOTION
AND FREEZE IN PLACE ON STAGE
AS SOON AS THE CHIMES RING.**




CLOCK MAKER: *(Pull a large feather from inside The Easter Clock with tongs and hold it up in the air.)* I knew it! This Easter Clock is full of junk. This feather is from Peter's rooster!

(Walk around the 'frozen' people...) These people have somehow traveled through time all the way from Israel. Fixing The Easter Clock is more important than ever. The story of Jesus must continue to be told.

CLOCK MAKER GOES BACK TO WORK
AT THE EASTER CLOCK.

STUDENTS QUIETLY LEAVE THE STAGE
ONE AT A TIME WITH HEADS DOWN.

PREVIEW PROGRAM ONLY
NOT FOR USE
PLEASE RETURN TO



The Story Teller




The Easter Clock mystery is unraveling! The story is getting good. Peter was devastated. At the very moment the rooster crowed, Jesus was being led out.

He turned and looked at Peter. And Peter remembered the word of the Lord, how He had told him, "Before a cock crows today, you will deny Me three times."

Poor Peter. He loved and followed Jesus. He was bitterly disappointed in himself and went outside and wept bitterly.

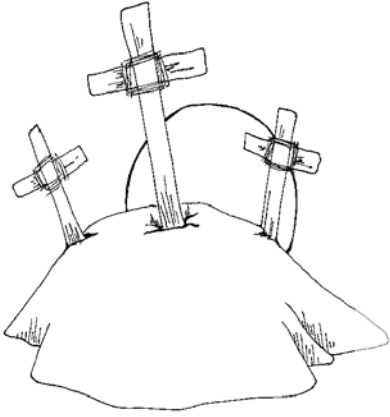
It must have been very difficult to be there while Jesus was being mocked and beaten by the men who were holding him.

Trust me, The Easter Clock mystery has a happy ending. But not quite yet....In fact, the worst is yet to come.



GRADES FIVE AND SIX

What's So Good About Friday?



Students/teachers dress in Holy Land costume. They walk down the aisle to the stage where the Clock Maker is working on The Easter Clock. They walk silently, slowly with heads down. The group remains sorrowful, standing single file in the center aisle. Divide parts between available students.

No memorization needed.

SOUND EFFECT: DISCORDANT CHIMES

CLOCK MAKER: *(Pulling a small piece of wood with tongs from the clock...)* Got it! Hmm, a piece of old wood. I wonder how that got in here. The chimes still sound horrible. I'm running out of time. Time to pray:


Dear Lord: Why is this night so dark? Why is The Easter Clock so broken? Help me figure out what to do. There is no hope in this task. Why am I so alone? Help me, Lord. Where are You? Amen.

These students are speaking words from portions of Isaiah 53:

STUDENT #1: Who believes what we've just seen and heard? Who would have thought God's saving power would look like this?

STUDENT #2: We looked down on Him, thought He was scum. But the fact is, it was our pains He carried...all the things wrong with us.

STUDENT #3: We thought He brought it on himself, that God was punishing Him for His own failures. But it was our sins that did that to Him...that crushed Him—our sins!



STUDENT #4: He took the punishment and that made us whole.
Through His bruises we get healed.



STUDENT #5: We're all like sheep who've wandered off and gotten lost. We've all done our own thing, gone our own way. And God has piled all our sins, everything we've done wrong, on Him.

TEACHER: He was beaten, He was tortured, but He didn't say a word. Like a lamb taken to be slaughtered and like a sheep being sheared, He took it all in silence.

STUDENT #6: He died without a thought for His own welfare. Even though He'd never hurt a soul or said one word that wasn't true.

TEACHER: Still, it's what God had in mind all along. The plan was that He would give Himself as an offering for sin so that He'd see life come from it—life, life and more life. And God's plan will deeply prosper through Him.


STUDENT #7: Because He looked death in the face and didn't flinch....He took on His own shoulders the sin of many, He took up the cause of all the black sheep.

ALL STUDENTS AND TEACHER: "For God so loved the world that He gave His only begotten Son, that whosoever believeth in Him should not perish but have everlasting life." John 3:16

EXIT SILENTLY
SINGLE FILE WITH HEADS DOWN

MUSIC OPTION

Easter Hymn
Special Music



The Story Teller




And so Jesus died on a Roman cross on a hill called Golgotha outside the city of Jerusalem. Two criminals died on either side. One begged for God's forgiveness and one did not.

It was a sad day. What's so good about Friday, anyway?

Everyone thought the hope and dream of their Messiah was finished. Even Jesus spoke from the Cross and said, "It is finished." Is that what He meant? God's plan failed? Could God turn His back on the whole earth? Could His only Son die as a failure?

(Dramatic pause.)

NO! The mystery is not over. The story isn't finished! God had a grand surprise waiting for the whole world! No one would know God's surprise for three days.



MIDDLE SCHOOL

Morning In Jerusalem



*Students dress in Holy Land costume.
Divide parts between available students.
No memorization needed.*

SOUND EFFECT: CORDANT CHIMES

The chimes ring beautifully and end with 6 chimes

CLOCK MAKER: *(Jump up excitedly....)* It works! It works! The Easter Clock is fixed! Dawn is just breaking over the horizon. I have just enough time to get the clock to the church for Sunrise Service. This has been such a mysterious night that I half expect to see more people showing up with a story to tell.


STUDENT #1: Shalom! Here we are! Did you hear that most beautiful music? It must be from Heaven.

CLOCK MAKER: Well, thank you but I'm just a humble fixer of clocks. You heard chimes...beautiful chimes....after one long discordant night.

STUDENT #2: Did you meet people much like us...with a strange story to tell?

CLOCK MAKER: How do you know that?

STUDENT #3: We know things...interesting things...important things.



STUDENT #4: It is morning in Jerusalem. The long dark night has passed and our Messiah has done the unthinkable.

STUDENT #5: Jesus rose from the grave! He came alive again in the twinkling of an eye.

STUDENT #6: And there were angels!

STUDENT #7: Jesus was buried in Joseph of Arimathea's fresh, new tomb. A huge rock was rolled into place. A squad of soldiers protected the tomb.

STUDENT #8: They thought we were going to steal His body and claim He came to life. We didn't. They were in for a shock when the earth rock and rolled and the tomb opened with a flash that dropped those soldiers like dead men.

STUDENT # 6: And there were angels!

STUDENT #9: It was daybreak! Morning in Jerusalem!


STUDENT #6: And there were angels! Beautiful, shining angels from Heaven sat inside the tomb. When the women arrived, the angels sent them to the disciples to tell them the good news.

CLOCK MAKER: (*Joyously...*) Let me say it! I have waited all night to say it! Jesus has risen from the dead! There is no more mystery. There is no more dark night. God fixed everything! Jesus is alive!

STUDENT #10: There has never been a day like this in all of history. It is indeed morning in Jerusalem and morning all over the world!

GROUP EXITS LEAVING CLOCK MAKER ALONE ON STAGE.

HIGH SCHOOL AND ADULTS



And Then There were Five Hundred!



Dress in costume. across the

stage and down the aisles depending on the number of participants. This group speaks to the audience. Divide parts between available students. Use all age groups as needed.

No memorization needed.

Holy Land Spread out front of the

STUDENT #1: God's plan is always 'well timed'. Since the day Jesus rose from the grave there have been those who believe His story and those who do not believe His story. I believe because I saw Jesus!

ALL STUDENTS--ONE AT A TIME-- SPEAK THIS LINE SO THAT IT SOUNDS LIKE AN ECHO AROUND THE ROOM: I saw Jesus!

STUDENT #2: *(Female)* I saw Jesus in the Garden. My friend, my Messiah, my Savior had been taken away and I didn't know where to find Him. He said "Mary". I recognized that dear voice. It was Jesus! He was alive!



STUDENT #3: I saw Jesus in a closed room. Just a few friends gathered to pray and cry. In front of my very eyes, Jesus appeared! He didn't walk through the door. He was just...there! He spoke, ate, drank and hugged us. He was alive!


STUDENT #4: I saw Jesus walking along the road to Emmaus. He was quiet and quite calm. The stranger joined us as we talked about the death of our friend. My friend and I got hungry and He joined us for dinner. He blessed the bread and our eyes were opened. We recognized Jesus. How could we have missed it? He was alive!

STUDENT #5: I saw Jesus too! He appeared and said, "Peace be with you." I was scared half to death. I thought I was seeing a ghost. Jesus said, "Don't be upset, and don't let all these doubting questions take over. Look at My hands; look at My feet—it's really Me. Touch me. Look me over from head to toe. A ghost doesn't have muscle and bone like this." He was alive!

STUDENT #6: I was late but I saw Jesus. He showed us His hands and feet. I still couldn't believe what I was seeing. It was too much; it seemed too good to be true! I told my friends I would not believe their tales until I put my fingers into the nail prints in His hands and touched His wounded side. He was alive!

STUDENT #7: When I saw Jesus He asked, "Do you have any food here?" We gave Him a piece of leftover fish we had cooked. He took it and ate it...right in front of us! He was alive!


STUDENT #8: I saw Jesus! He took time to teach us again just like the old days. He reminded us that scriptures said the Messiah would suffer, rise from the dead on the third day and then a total life change would come to us all. Forgiveness of sin would be proclaimed to all the nations—starting from here, from Jerusalem! He was alive!



STUDENT #9: I saw Jesus say, "You're the first to hear and see it. You are the witnesses. There were, all told, 500 of us who saw Jesus during 40 days. It was a joyous time! He told us to stay in Jerusalem because the best was yet to be. The Father promised a gift and it was going to arrive soon. He was alive!

STUDENT #10: I saw Jesus! I walked with Him to Bethany. Raising His hands He blessed us and while He was blessing us, He left. He was carried up into Heaven. We were all on our knees worshipping Him. We returned to Jerusalem to wait for God's gift. He was alive!

IN UNISON: WE SAW JESUS!



The Clock Maker's Conclusion



The Easter Clock is repaired. It's chimes will ring out Easter joy one more time. Christ is Risen! Let the whole world know! During the long night it seemed as if many people visited my clock shop. But, how could that be? I must have drifted off to sleep.

I thought I saw babies and toddlers singing praises to Jesus. I thought children came from the Holy Land to share their joy of the palms. Did I really see servers from the Upper Room? And Peter? Surely it was my imagination that Peter came to tell me the story of his denial of his friend, Jesus.

I couldn't look at the cross. It was too hard to see Jesus there. But it was just a dream.


Five hundred people couldn't be wrong could they? They told me they saw Jesus. I must have been dreaming.

Yes, that's it. It was all a dream.

Return to the work table. Pick up each of the items pulled from The Easter clock and name them one by one:

**GREEN PALM LEAF
BREAD
SILVER COIN
FEATHER
WOOD**

These items were inside the broken clock. *(Look at the items thoughtfully...)* Maybe it wasn't a dream after all!



The Story Teller Conclusion



In a small garden just outside of Jerusalem is a quiet place people visit by the thousands. On the heavy wooden door is a large sign. It reads:

**HE IS NOT HERE
FOR HE IS RISEN**

Christians know God's not dead! He's alive! This is a fact. Jesus lives today. And because He lives we live.

Without Easter, there is no victory in the Christian life. In fact, Because He lives, we can face tomorrow. Our reason for living is anchored deeply in the risen Christ. He is the reason we wake up each morning and set out to do the things we do each day. Every breath we take, every good deed, every word we speak, is for Jesus and because of Jesus, our risen Savior.

Because Jesus lives there is forgiveness of sin. Because Jesus lives there is victory in the Christian life. Because Jesus lives there is eternal life. Because Jesus lives we are not lost.

Life is worth living even in the midst of difficulties. We can give thanks to God and stand firm. And wonder of wonders! The same power that raised Christ from the dead is for us and is at work within us.


**What a God!
What a glorious and victorious life we have!
Happy Easter!**



Easter Egg-Stravaganza Party Time!

One group prepares the Easter Egg-Stravaganza. This can be a few people hand picked for the event, an adult Sunday School class or the women's group.

Choose the event style early in planning stages. Make a choice to host a full Easter Breakfast or Continental Breakfast. If held in the evening, serve snacks or a full meal. Guests will enjoy whatever type of event you plan.




The Party Plan!

MENU: Make appropriate food choices. A pleasant option may be to ask people to bring their favorite Easter Breakfast Casserole or homemade sweet rolls. If this is a Sunday morning event, consider serving a Continental Breakfast complete with doughnuts, fresh fruit, orange juice, coffee and tea.

If your event is in the evening, consider feasting on a full dinner, tureen style, sandwiches and cookies or instead of a dinner serve a full dessert bar.

SEATING: Decide the best arrangement for seating depending upon the size of the anticipated gathering. Position tables and chairs. Serve buffet style with guests moving around the room to chat. Place chairs in small circles throughout the area for small group conversation.




MUSIC: Play recorded Christian music. Or, use live performances by local church musicians.

DECORATIONS: Cover tables with pastel, spring colors. Feature baskets of colored eggs and flowers as centerpieces. Add an open Bible on each table and candles, as desired. Use your imagination and items at hand and the area will be lovely.


The Day of Egg-Stravaganza Buffet

Decorate the serving table and guest tables. Plug in the coffee pot and put tea water on to boil while the program is in progress. Set out foods, cream and sugar. Make your favorite Easter punch and place on a nearby serving table in crystal bowl.




During Egg-Stravaganza Buffet

Serve food, pour beverages and replenish serving plates. Greet guests cordially as they come through the buffet line. Move about the group to be sure everyone feels welcome. Find seats for those who may not be familiar with your church. Introduce people. Enjoy the program participants as they mingle still dressed in Holy Land costume.




After Egg-Stravaganza Buffet

The party is not over until clean up is complete. Ask everyone to help with dishes, remove tables and chairs and sweep the area clean. Choose a team of children, teens and adults who agree to stay for clean up duty. Many hands make the job go faster!



Go Home Faithful Easter Servant!



PREVIEW PROGRAM ONLY
NOT FOR USE
PLEASE PURCHASE

