

Dream Big!

E A S T E R

PREVIEW PROGRAM ONLY
NOT FOR USE
PLEASE PURCHASE

A Cradle

A Cross

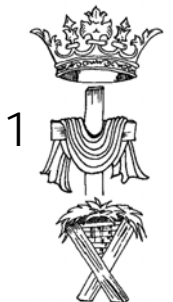
A Crown



Dream Big!

PRELIMINARY PROGRAM
NOT FOR USE
PLEASE PURCHASE

A Cradle
A Cross
A Crown



EASTER IN THE ROUND!

Surprise The Audience!

Instead of presenting this Easter program in the traditional row by row seating arrangement, set up your family life center, fellowship hall, large meeting space in the round.



*If this is not possible, **Dream Big** will be a delightful presentation on a regular stage with angels and participants standing near the main prop.*



PREVIEW PROGRAM ONLY

Set up audience chairs in a circle, leaving a generous open center for small groups of performers to speak. The very center of the performing circle has one prop - **an empty manger**.

We know. It's EASTER! It all becomes clear in the presentation!

Student groups may be assigned seats in one section, sit on the floor in a circle in front of the audience or sit in a circle behind the audience.

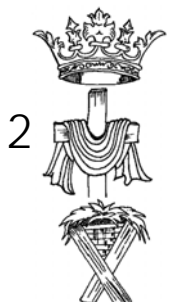
THREE ANGELS AND "I Was There" GUESTS

The Easter story is directed by three costumed angels who surround the manger facing the audience. They enter and exit as needed during the program. Eyewitness stories are told by a few Holy Land costumed children.



PARTICIPANTS

Follow specific segment instructions. Participants face outward toward the audience. No costumes. Props only. Program segments are designated for appropriate age groups but can be adjusted as necessary. Combine segments or eliminate what cannot be used. Include people of all ages regardless of program age tips.





A Cradle

"But the angel said to them, 'Do not be afraid; for behold, I bring you good news of great joy which will be for all the people; for today in the city of David there has been born for you a Savior, who is Christ the Lord. This will be a sign for you: you will find a baby wrapped in cloths and lying in a manger.'" Luke 2:10-12



PREVIEW PROGRAM ONLY
NOT FOR USE

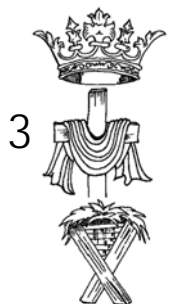
A Cross

"The angel said to the women, 'Do not be afraid; for I know that you are looking for Jesus who has been crucified. He is not here, for He has risen, just as He said, Come, see the place where He was lying....'" Matthew 28:5-6



A Crown

"As they were gazing intently into the sky while He was going, behold, two men in white clothing stood beside them. They said, 'Men of Galilee, why do you stand looking into the sky? This Jesus, who has been taken up from you into Heaven, will come in just the same way as you have watched Him go into Heaven.'" Acts 1:10-11



INDEX

Introduction.....1-4
 Important 'Techy' Information!.....5
 Dream Big!.....6-7

Directing The Director.....8-9
 Adaptations ... Make It Work!10

Music.....11-12

Staging and Props.....13-14
 Costumes.....15
 Student Ushers.....16
 Publicity.....17

Teachers!18-19

Three Angels.....20-21

At A Glance.....22
 Let's Begin.....23
 Three Angels Introduction.....24-25

ACT 1: A CRADLE

Preschool: Jelly Bean Gospel.....26-28
 Kindergarten: Baby Clothes.....29-30
 "I Was There" EYEWITNESS: Bethlehem Child.....31-32

ACT 2: A CROSS

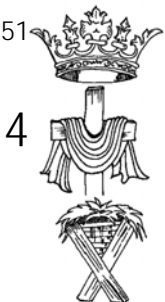
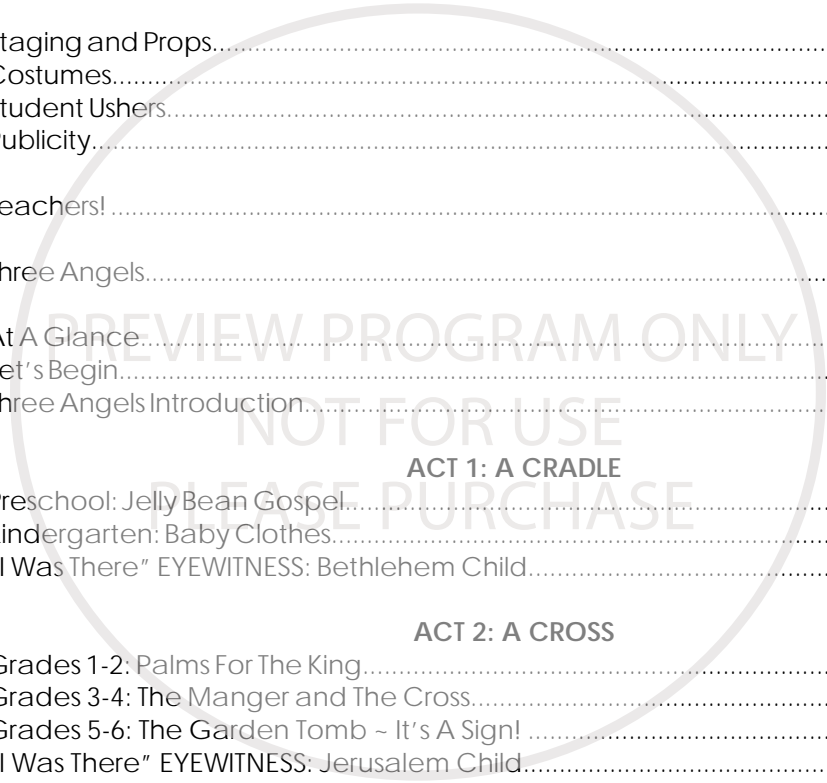
Grades 1-2: Palms For The King.....33-35
 Grades 3-4: The Manger and The Cross.....36-37
 Grades 5-6: The Garden Tomb ~ It's A Sign!38-39
 "I Was There" EYEWITNESS: Jerusalem Child.....40

ACT 3: A CROWN

The Crown Angel.....41
 The Crown of Thorns.....42
 Grades 7-8: Emmaus Travelers.....43-44
 Grades 9-12: Crown Him King of Kings.....45-46
 "I Was There" EYEWITNESS: A Child of The King.....47

ANGEL CONCLUSION: Angels Fold Their Wings.....48-49

THE FAMILY GATHERING PARTY.....50-51



Important 'Techy' Information!

WHEN PURCHASING 'DREAM BIG!'
AS AN INSTANT DOWNLOAD,
PLEASE NOTE~

**YOU WILL DOWNLOAD ONE PRINTED MASTER COPY OF THE
PROGRAM.**

THE FILE DOES NOT SAVE TO YOUR HARD DRIVE.

DO NOT WRITE ON THE ORIGINAL MASTER COPY!!!!
MAKE ALL PRINTED COPIES FROM THE ORIGINAL MASTER COPY.

This is a ONE TIME ONLY Instant Download.

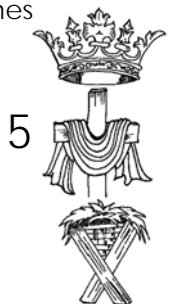
*It does not come with the automatic ability
to change information, insert names,
rearrange or add material via computer.
It is not saved on your hard drive
due to copyright protections.*

**Some groups enjoy memorization and other groups avoid it.
Except for young non readers, read all parts. If your group
is fond of memorization, lead time will be longer and more
intense rehearsal is necessary.**




COPYRIGHT INFORMATION

Print all pages needed for your local group using your copier. Make as many copies of each page as needed for personal use. Do NOT give this program to any other group. Instead, give interested folks our order form, address and toll free telephone number (1-888-236-5433). This allows CLOSE ENCOUNTERS MINISTRIES the ability to continue production of exciting, inspiring Christian programs at low cost to churches across the USA and Canada. All Rights Reserved-Copyright protected.



Dream Big!

A Cradle, A Cross, A Crown



It is Easter! Angels have been telling the story of God's plan since time began. Just because we do not see angels doesn't mean they don't hover near us to protect us.

*For He shall give His angels charge over you
to keep you in all your ways.
Psalm 91:11*

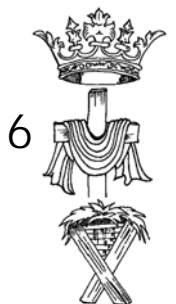
When Jesus gave His life to fulfill all that the scripture promises, the world changed forever. Revisit the precious story of a life that was pure joy, total sacrifice and all-embracing hope.

This Easter presentation is filled with inspiration and reminders of our salvation. Create a unique setting by performing the program "in the round". The audience joins the fun eye to eye, singing familiar Easter choruses and hymns. Add special music using local talent to make this year's Easter outstanding and memorable!

Dream Big! Is a sweet peek into the Easter story beginning early in the life of Jesus. From Bethlehem's cradle to the garden tomb to ascension, God knew what He was doing. Thrill again to Jesus' amazing story as seen through the loved filled eyes of three angels and several children who were eyewitnesses the night Jesus was born and were there when Jesus died and when He rose from the grave.



*It is Time to Dream Big!
From A Cradle To A Cross To A Crown
Experience The Story of The Risen Christ!*



Dream Big!

A Cradle, A Cross, A Crown



Dream Big! is a unique way to tell the Easter story as seen through the eyes of three Heavenly angels sent to see it all. One angel was at the cradle in Bethlehem, one angel stood silently at the cross and one angel watched Jesus go back to Heaven...for a little while.

Dream Big! gives folks of all ages opportunity to participate and then return to their seats in the audience to enjoy the full program. Choose three people to become angels with a great story to tell. Choose a few eyewitness children who give their "I Was There" stories.

Add small groups of children, teens and grown ups. Assign segment parts as desired. Gather the whole group for a final dress rehearsal and this simple Easter presentation is set to go.

NO MEMORIZATION!

Dream Big! is sprinkled with gentle humor yet filled with spiritual insight straight from God's Word and inspiration to live the lives God planned.

Dream Big! is a simple program with opportunity to add special music and traditional Easter songs sung by the audience as time allows. Adapt the program and music options to fit the time and talents of your group.

Dream Big! concludes with the *Family Gathering* party. This informal party features fun food and fellowship.



Directing The Director!



Lead With Love!

Organize various ages into a well prepared Easter team. Print copies of individual segments from your printed master copy. Assign parts to children teens and adults who agree to become part of the event. Adapt the program to fit the number of participants available in your church or school. Add music and local Easter traditions. Eliminate segments as needed.

Lead The Preparation!

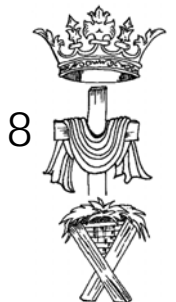
Assign short segments to hand picked people. Even non readers and young readers become part of the fun. The result will be an inspiring presentation featuring the story of Jesus' Resurrection.

Lead With Enthusiasm!

Are you thinking, "*Why me? I cannot do this?*" Put those feelings aside and dive into this charming Easter presentation with a minimum of hassle. Bless your church or school with a special touch to remind everyone of God's gift through Jesus.

Delegate!

Small group leaders prepare individual classes/groups. Trust the staff to carry out their assigned tasks. Never apologize when asking people to help.



Be Positive!

Easter season is busy but also exciting and meaningful. It is worth extra effort in the midst of family preparations and travel plans.

Pray!

Pray for staff, students and set up. Take details before the Lord and then-RELAX! God is in control. Carry out individual tasks at hand.

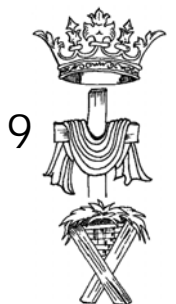
Plan!

Think about how to organize your Easter program and party. Read it carefully, make adjustments, add music and involve as many children and adults as possible to make this a memory maker.

Prepare!

Hopefully you have received **Dream Big!** with more than one month lead time. We provide one printed master copy. Complete permission is given to make as many printed copies using your copier as needed for your church or school. Copy segments for individual groups. Assign responsibility for small group practice to teachers/leaders.

Notes:



Adaptations ... Make It Work!

Adapt **Dream Big!** to fit your group. Decide right away if choosing to present the program in the 'round' or traditionally in the sanctuary. Segments specified for specific age groups may be assigned to older or younger participants, combined or even eliminated. Just because a printed segment provides parts for ten speakers doesn't mean that many are needed. Divide parts between those present. Your goal is to present the Easter story with available people and available space.

Dream Big! is designed to be presented in about 45 minutes depending upon added music. The *Family Gathering Party* is not included in this time frame.



When Should We Present *Dream Big!*

Sunrise Service, Sunday School Hour, Palm Sunday or Easter Morning worship is perfect timing. You may need to arrange a special presentation time in your church or school schedule.

Is This Possible For Our Group?

Small Church

10-20 Participants

1. Eliminate segments requiring more people than available.
2. Combine speaking parts/classes/segments as needed.
3. Ask small groups/classes to present two or more segments.
4. Include teens and adults and special community guests.

Medium Church

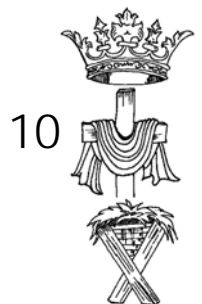
20-50 Participants

1. Eliminate segments requiring more groups than available.
2. Combine speaking parts as needed.
3. Include teens and adults.
4. Ask musicians to sing/play special musical pieces.

Large Church

50 + Participants

1. Organize speakers, servers, sound and lighting staff.
2. Include as many people as possible.
3. Ask church choirs, musicians to participate.
4. Divide parts to include as many speakers as possible.



Music!



Dream Big! is a traditional program allowing for the addition of music as desired. Use talent from all age groups. We do not offer music with this program.

Coordinate music with the music team. Easter Hymns and praise choruses may be sung by the audience. Include hymn book numbers in a printed program or use a projection system to illuminate the words. Choose places within the program for special music as desired.

Absolute Modern Worship For Kids

Arranger: Various Arrangers

12 Songs: Blessed Be Your Name, Beautiful One, Who Am I?, In Christ, Your Love Oh Lord, I Can Only Imagine, Audience of One, Majesty, Above All, Trading My Sorrows, Sing Alleluia, God of Wonders

We found this delightful collection of songs you will enjoy using with **Dream Big**. Do not teach every song, Choose a few you know your children can learn to add to the spoken words.

This is a suggestion!

You may have music that is perfect for your participants.

Purchase separately from **Brentwood-Benson Music Publications** at www.brentwoodbenson.com Find it in their online catalog at: Kids Music-Non Seasonal-Collections. Listen to all songs online! Check the Benson-Brentwood website to place an order, check product availability and find more information about the product. Speak with one of their friendly sales representatives by calling:

1-800-846-7664 Ext 1
PURCHASE SEPARATELY



Choose the items from **ABSOLUTE MODERN WORSHIP FOR KIDS** that best suit your budget and needs:

Listening CD

(Product #75610024) \$7.99

CD Preview Pak-Limit one per title

(Product #75710741) \$10.00

Split Track Accompaniment CD (Musical)

(Product #75710743) \$90.00

Choral Book

(Product #75710747) \$7.99

Easter Hymns

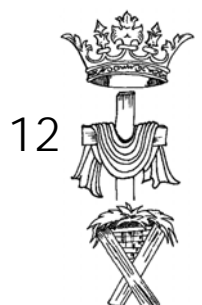
Sing traditional Easter Hymns at appropriate spots. There are three spots in the program to include audience participation. Choose songs that fit the tradition of your local group. There are many contemporary Easter praise songs available and may be exactly what you need.

NOT FOR USE
PLEASE PURCHASE

Optional Special Music

Choose people to perform personal choices of solos, duets, trios, instrumentals. Place special music anywhere desired within the program. There are three spots in the program where special music can be performed as desired.

Notes:



Staging and Props



Dream Big! is a casual retelling of highlights from Jesus' life and Resurrection told by three angels with the assistance of children, teens and adults in small groups.

Staging can be traditional or take on a surprising impression by setting up the program and audience in the 'round'. If such a space is not available, by all means perform on stage.

Staging

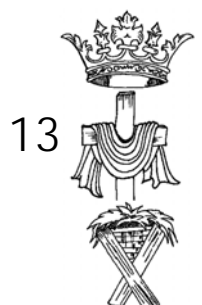
In The Round: To perform the program in the 'round', circle a large room with moveable chairs. Leave at least three aisles where angels and participants may walk easily as they enter and exit the center.

Seat participants in one section of seats or ask children to sit on the floor around the center circle until it is their turn to perform. Leaders should accompany each small group.

On Stage: It may be preferred to present the program on stage in a more traditional way. Feel free to do so and gather the audience in the familiar sanctuary or auditorium or other large meeting space.

Sound System

Use the existing sound system to it's best advantage. Place one or more microphones within easy reach of participants. Speakers must be heard clearly. It makes the difference between a frustrating experience and a delightful event for the audience.



Props

Manger: The only item in the middle of the circle or on stage is a wooden manger. Dig out the Christmas manger tucked away from the Christmas program and give it new life for Easter.

Lighting: Place a spotlight under the manger shining upward. Disguise the light with plants and Easter flowers on the floor around the manger.

Hand Carried Props: Each segment contains information for small items to be left in and around the manger during the program. Choose one person or a small team to be in charge of making or providing these simple items.

Preschool: Jelly Beans/Jelly Bean cut outs
 (OPTION: Jelly Bean Gospel poem and snack bags for audience)
 Kindergarten: Soft flannel or cotton - long strips
 J-E-S-U-S Letters
 Grades 1-2: Palm Branches
 Grades 3-4: One Large Cross
 Grades 5-6: 'He Is Risen' Sign
 Grades 7-8: Uncut Loaf of Bread
 Grades 9-12: Golden Crown
 Angels Conclusion: 3 White Pillar Candles

Speaking Parts

Readers: Since no memorization is required, consider backing individual script segments with brightly colored posterboard or paper. This makes the hand held scripts look like part of the program. The backing can be in creative paper/posterboard shapes like large stars, flowers, palm leaves or lambs.

Angels: The three angels carry their parts in paper shaped like a scroll. Tape the pages together so they unroll. Add long ribbons and glitter as desired.

"I Was There" Eyewitnesses: Guests make appearances in Holy Land costume to tell their story. Age doesn't matter. They may read from scripts.



Costumes

The only people in costume are three angels
and several “I Was There” children.
All other groups dress in modern clothing.

Angel Costume Ideas

There are many options for dressing the three angels. They do not need to be dressed identically unless you choose to have them look the same. Choose your favorite costume design based on materials available.

Consider long, white cotton or silver lame' fabric found in most fabric stores. Simply made as ankle length caftans, these can be worn by male or female angels. Angels may wear cardboard or feather wings or remain wingless.

Place gold or silver tinsel taped in a circle to form a halo on each angel head. Tie long tinsel around the waist or loop around the neck for a sparkling angel belt or decoration. Bare feet or simple sandals are appropriate.

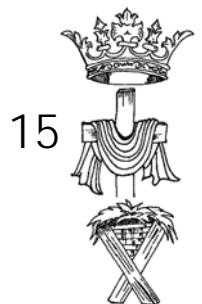
Face and hair glitter add extra sparkle. Consider using hair spray and dusting glitter while the spray is still wet for staying power.

If girls are portraying angels, they may wear bright make up or remain plain. Young men may remain plain in simple white caftans.



“I Was There” Eyewitness Costume Ideas

The program includes several eyewitness accounts by guests who tell their story. Dress these participants in simple Holy Land costumes. Parts are appropriate for boys, girls, teens, adults.



Student Ushers

Consider assigning a few children to serve as ushers. They hand the printed programs to guests and seat people before the performance.

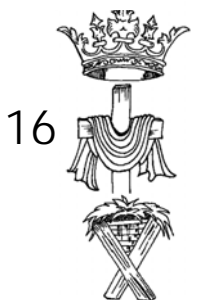
Place the special ushers at each entrance and coach them:

“Welcome to ‘Dream Big’.
May I show you to your seat?
Where would you like to sit?
Happy Easter!”

The friendly greeting is an added personal touch that is much appreciated by members of the audience.

Ask participants to host *The Family Gathering Party*. Serve beverages, greet guests and wander through the serving area as assistants while people eat and talk.

Usher List:



Publicity

Publicize 'Dream Big! A Cradle, A Cross, A Crown'

through church communication channels.

Announce it in the church newsletter,
weekly worship bulletin and from the pulpit.

Church Bulletin/Newsletter/Website

Print announcements in all forms of church media.

If you plan *The Family Gathering Party*, let people know
there will be fun and food following the performance.

Local Newspaper

Include a news announcement with church Easter publicity.

Talk to a news reporter and photographer
to see if a feature article with pictures is possible.

Television and Radio

Advertise on your local television cable channel.
Contact regional Christian radio stations with information.
Check it out! It is one more avenue of great publicity!

Special Invitations


Send family invitations home with Sunday School students.

This is effective for families who send children
to your children's ministry but are not personally involved.
Send real Easter cards with invitations tucked inside.



Teachers!

Involve People Of All Ages



If there are more students than speaking parts, divide parts or decide how to involve extra students. If there are less students than parts, assign two or three parts to each student. Be specific when assigning jobs holding visuals, carrying props and dressing in costume. Some people may participate with special music.

Highlight Individual Parts

Back the copies with colorful shapes like stars or flowers. Highlight individual parts. Performance copies must be in good shape for final performance.


Practice!

Practice and plan props during the first few minutes of the Sunday School hour. Adjust the program to fit your group. Reserve several Sundays for this purpose.

Gather the entire cast for a final dress rehearsal as needed. Keep it simple and allow for changes as needed.

Communicate!

Let parents know when to have their children at rehearsals and the performance. Invite them to attend and be sure they know what props, if any, their child is responsible to bring.



Attend Rehearsal and Performance

Line up according to specific instructions and enter the area as directed. Sit in the designated area. Lead students on and off stage with appropriate props. Coach students quietly if they have problems speaking their parts.

Stage Fright is not uncommon!

Need Help?

The program comes together at the last moment with little formal large group rehearsal. Work out staging issues during rehearsal with the Director and music team. Be sure musicians and singers know what music is to be performed and when that will happen.


The Family Gathering Party

Stay for the fun, fellowship and food! Decorate the room with any props made for the program. Mingle with guests. Enjoy students and their families. Eat something delicious to reward yourself for the great performance!

Enjoy The Easter Experience!

This is a once in a lifetime opportunity to touch lives. Enjoy your small part of the bigger picture. The story of Jesus' Resurrection is classic. Our children should hear it and our adults should hear it again. The spiritual experience is amazing! Have fun with the production.

Notes:



Three Angels

A Cradle, A Cross, A Crown



Dream Big! features three people who portray angel messengers sharing God's Good News. These angels can be teens or adults, male, female or a combination. They stand guard at the manger on stage and tell the wonderful story of birth, death, resurrection and ascension.

DIRECTOR: Choose mature teens or adults who read well and are comfortable speaking in front of a group.

In The Round: When performing in the round, they surround the empty manger on three sides, facing outward toward the audience. It should appear they are protectors of the manger. They carry scripts in scroll form and read from their scrolls at appropriate times. They interact with each small group as instructed in program segments.

Traditional Stage: If the program is performed on a traditional stage, the angels should stand on either side of the manger, facing slightly toward it and one behind the manger facing the audience.



COSTUME AND CHARACTER: Dress simply as an imagined angel. Costumes do not have to be identical. (*Follow tips from the Costumes page.*) Carry the script highlighted with specific parts for each angel to read aloud. Rehearse aloud before the program to be familiar with the words and order of program segments.



Authentic angels as described in scripture have specific personality traits: Quiet, authoritative, serene, mature. They are on a mission from God and should act accordingly. Just because they are angels doesn't mean they lack a sense of humor. Enjoy the part and smile!

Get into character immediately. If group issues arise with children, go with the flow and assist with any impromptu malfunction with grace and humor.

Be involved with the story line at all times. When not required to speak, stand quietly near the manger, watching and listening with interest. The three angels never leave the stage but merely move to adapt to the size of the groups who join them.



The three angels represent:

The Cradle ~ Christmas Angel
The Cross ~ Garden Tomb Angel
The Crown ~ Ascension Angel

Each angel recalls their eyewitness part of the story as groups come to honor Jesus and leave items in the manger. Highlights of the life of Jesus are told through the eyes of these messengers who were there the night Jesus was born, during His life and at His resurrection.

**Have fun becoming delightful angels.
Draw the audience into the story of
Jesus' birth, death and resurrection!**

Notes:



At A Glance

Prelude
Processional

ANGEL INTRODUCTION

Easter At The Manger

ACT 1: A CRADLE

PRESCHOOL: Jelly Bean Gospel

KINDERGARTEN: Baby Clothes

"I Was There" Eyewitness: Bethlehem Child

Special Music:
Audience Sings:



ACT 2: A CROSS

GRADES 1-2: Palms For The King

GRADES 3-4: The Manger and The Cross

GRADES 5-6: The Garden Tomb ~ It's A Sign!

"I Was There" Eyewitness: Jerusalem Child

Special Music:
Audience Sings:



ACT 3: A CROWN

Monologue: Crown Of Thorns

GRADES 7-8: He Is Risen ~ Emmaus Travelers

GRADES 9-12: Crown Him King of Kings!

"I Was There" Eyewitness: A Child of The King

Special Music:
Audience Sings:



ANGEL CONCLUSION

Angels Fold Their Wings

THE FAMILY GATHERING PARTY!



Let's Begin!

Choose a comfortable, respectful way to begin the program. Music should play as the audience enters. Seat the audience in the 'round' or in traditional rows. Greet everyone cordially. Participants enter near the end of the prelude.



The Prelude

Church musicians (organ, piano, keyboard) play Easter music as the audience gathers.

Option: Feature children who play various musical instruments. Allow them to play pieces at their skill level during the Prelude. Include church musicians as needed.



The Processional

Gather "Dream Big!" participants in an outer room. Dim sanctuary lights. Existing candles or spotlights remain lit so participants can read their speaking parts.

Light all stage lights placed on the floor and lights directed toward the manger before the program begins.

Participants walk to their seats in the audience. Classes and small groups should sit together.



Three Angels Introduction

This introduction is read by three angels dressed in costume.
Enter the area slowly and surround the manger in a protective circle.
Face outward toward the audience.
Read from scripts shaped into scrolls,
decorated with long ribbon or cord.



At The Manger

Cradle Angel: If you were with us in December, you remember my face. I am commonly known as the Christmas Angel. The truth is that I am one of a host of angels privileged to sing to shepherds on a hillside and then fly to a humble stable in Bethlehem.

When we landed, this is what we found. *(Point gracefully to the manger).* I was surprised at how humble the stable was. And look at this! A manger! It's a box! Animals have drooled on this thing. After all, we were told that God's Son, the Savior of the world, was arriving. Shouldn't the space have been more, well, spacious? Shouldn't His cradle have been more, well, soft and cuddly?

If you were here in December, you remember the words of the angels who brought special news to Zechariah, Mary, Joseph and the shepherds. We also warned Joseph and Mary to flee to Egypt with their baby.

In December we are all together. Was it only fifteen weeks ago? We were looking forward to the birthday celebration of the baby in Bethlehem. We spoke of Emmanuel, God with us. Wait until you hear what happened next!





Garden Tomb Angel: If you were with us last Easter, you remember my face. I am commonly known as the Garden Tomb Angel. The truth is that I am one of a host of angels serving Heavenly Father for thousands of years. Like the angel with a fiery sword blocking the entrance to the Garden of Eden to the angels who protected Old Testament believers to those of us who carry on God's protective work today, I was privileged to sit on a cold stone, inside a cave, early one morning just as the sun was rising over the hill.

I saw her coming. Brokenhearted, Mary Magdalene overcame her fear of Roman soldiers to come to the garden tomb to say goodbye to Jesus. We could hardly sit still without jumping up and down. She had no idea the exciting news we were going to tell her.


She stooped and looked in. There we were, two white-robed angels, one sitting at the head and the other at the foot of the place where Jesus had been lying. Wait until you hear what happened next!



Crown Angel: My guess is that you never heard about me. I was at the best place at the best time. It didn't look like much. It was just a rocky hillside. In fact, it was hard to find a place to put my feet. Steep and quiet, that spot was the place where Jesus left this earth for His place seated at the right hand of His Father in Heaven.

His friends were with Him. He just lifted off and went higher and higher in the air until He disappeared in a cloud. They couldn't see him anymore and you won't believe what I got to tell them! Wait until you hear the rest of the story!

**All three angels bow their heads in unison
and stand guard quietly at the manger
while small groups come to leave Easter reminders of Jesus' story.**



ACT 1: A CRADLE

PRESCHOOL: Jelly Bean Gospel

Props: Each child carries a large, colored jelly bean made from posterboard. Cut out a simple jelly bean shape. Use all the colors mentioned. Teacher carries a clear glass jar filled with real jelly beans and decorated with a bright spring ribbon and bow. The glass jar will be left at the manger.

Tips: Preschool children and leaders walk to the manger. Each child carries one large paper/posterboard colored jelly bean. As they surround the manger, they face outward toward the audience. Teacher carries one large glass jar of real jelly beans.

Teacher: Look! It's the manger and some angels. It looks like Christmas but I know it is really Easter when Jesus rose from the grave. Children, look in the manger. Is there a baby in there?

Children: *(Together, Investigate)* No!

Teacher: That's what I thought. No baby Jesus in the manger means it's not Christmas. It is Easter! Jesus Is Risen! We can share our jelly bean story with everyone.



As the poem is read,
children hold up their appropriate
colored jelly bean above their head.
Say the color and let the children repeat the color loudly.

RED

Red is for the blood He gave.

YELLOW

Yellow is for the sun so bright.



ORANGE

Orange is for the edge of night.

BLACK

Black is for the sins that were made.

WHITE

White is for the grace he gave.

PURPLE

Purple is for the hour of sorrow.

PINK

Pink is for the new tomorrow.

A JAR FULL OF JELLY BEANS

A jar full of jelly beans,
Colorful and sweet,

Is a Prayer...Is a Promise...Is an Easter treat!

Ask the children to say the color of their jelly bean
and then leave it in or around the manger.

Place the large jar of real jelly beans in the manger
Or on the floor in front of the manger.



Fun Option

Consider making a small gift for each audience member. Fill separate clear zip lock bags with jelly beans of each color. Attach a curling bow and a printed copy of the 'jelly bean gospel' poem. Let children and older helpers hand these out to the audience members from large baskets before they return to their seats.



The Jelly Bean Gospel

RED

Red is for the blood He gave.

YELLOW

Yellow is for the sun so bright.

ORANGE

Orange is for the edge of night.

BLACK

Black is for the sins that were made.

WHITE

White is for the grace he gave.

PURPLE

Purple is for the hour of sorrow.

PINK

Pink is for the new tomorrow.

A BAG FULL OF JELLY BEANS

A bag full of jelly beans,

Colorful and sweet,

Is a Prayer...Is a Promise...Is an Easter treat!



KINDERGARTEN: Baby Clothes

Props: Children carry long strips of fabric. The strips can be different colors of soft flannel or cotton. Large letters J-E-S-U-S. Make them large enough to be held by students and left in the manger. Use available students.

Tips: Kindergarten children and teacher approach the manger from the back of the room. They carry strips or pieces of fabric representing the swaddling cloths and the tomb wraps. Judge ability to speak lines and let teacher lead the way.

Teacher: Three angels and a wonderful Easter story that began right here at the cradle of a King.

Student #1: It doesn't look like a cradle.

Student #2: It doesn't look like a cradle for a KING!

Student #3: A King's cradle should be fancy. Jesus needs a fancy cradle.

Teacher: God's plan for Jesus included a simple, common bed just like this and a wonderful common family. He loved Mary and Joseph and He had brothers and sisters.

Student #4: Why are we carrying this cloth?

Student #5: We are going to make the manger fancy, like a craft project.


Teacher: Not exactly. Look at the cloth in your hands. Does that cloth look like baby clothes?

ALL STUDENTS: No!

Teacher: Jesus didn't have any baby clothes at all.

ALL STUDENTS: None?

Teacher: None! Instead, his mother made the most of what she had. She wrapped Him in swaddling cloths. Wrapped him tight so He felt loved and safe. That is what you have, swaddling clothes, little blankets and cloth that wrap a baby safe and tight.



Student #6: Jesus must have felt cozy in the manger.

Student #7: But...it's Easter! Those swaddling cloths were used in the manger long ago. What does that have to do with Easter?

Student #8: I have no idea but I'm sure the answer must be "Jesus". That's always the answer in Sunday School.


Teacher: Nice try! When Jesus was lovingly placed in the garden tomb, He was wrapped in long cloths. Clean and fresh, the cloth kept Jesus tight and safe inside the tomb for three days. The swaddling cloths in the manger remind us of His Easter grave clothes.

Student #9: Let's leave our cloths in this manger to remind us of when Jesus was a baby and when He was in the garden tomb.

Place all the cloth strips in the manger.
Let them hang over the edge.

Teacher: I brought something else to help us remember who was in this manger. Let's spell His name and show it off in the manger.

Hand out separate large letters J-E-S-U-S to individual students who explain each letter and place them in order propped up in the manger. Group may speak in unison as desired.




J: JESUS Christ is Lord and Savior

E: EVERYONE is invited to know Him at EASTER.

S: SALVATION is God's plan.

U: Jesus rose UP from the grave.

S: Jesus is the SAME yesterday, today and forever!



“I Was There” EYEWITNESS: Bethlehem Child

*One older child who portrays an eyewitness to the Bethlehem story.
Dress in Holy Land costume.
Walk from back of room to the manger.
Interact with the Cradle Angel.
Read from script.*



Bethlehem Child: Which one of you is the Cradle Angel?

Cradle Angel: *(Bowing slightly)* That would be me.

Child: I was in Bethlehem the night Jesus was born. Are you aware it is Easter? Resurrection Day? The day Jesus rose from the grave?

Angel: *(Smiling slightly)* Of course. Are you aware that without Bethlehem there would be no Garden Tomb outside of Jerusalem?

Child: I am from the village of Bethlehem. I was there. I saw it all.

Angel: I remember you. Hiding around every corner, running into the village from the shepherds' hillside. I saw you at the window of the stable looking at the baby. Did you imagine Bethlehem would lead to a garden tomb?

Child: *(Confidently)* I knew it the whole time!

Angel: I'm sure you did. Tell us what you saw...how you felt...what it all means.

Child: I loved taking care of the lambs and lying on the hill watching the stars at night. I saw you. You were with all the other angels who sang to my father and our friends. You told us God's Son had just been born. You told us how to find him in Bethlehem. You said we would find him in swaddling clothes, lying in a manger. I knew there was only one spot that could be. The innkeeper had a manger and it was a nice one. A lot like this manger. You said we should get there, fast!

Angel: I did say that. I wasn't sure you were listening.



Child: I was listening. I ran as fast as I could. I saw Him! I saw Jesus! He was so tiny, so sweet. His mother held him and the shepherds kneeled to get a closer look. They told Joseph all about the angels. They were so excited! We ran everywhere and told everyone we met!

Jesus ended up in Nazareth and learned how to be a carpenter. Did you know He got lost and was found in the temple one time when He was a kid?

And those miracles! He healed people. He fed people. He even raised people from the dead! There is something really special about Jesus. I know. I saw it for myself.

(Wistfully) And then...

Angel: And then....Easter!

Child: It is hard to tell the rest of His story. I have to think it over and get back to you. In the meantime, I feel honored to have been a child in Bethlehem the night Jesus was born and was placed in this manger.

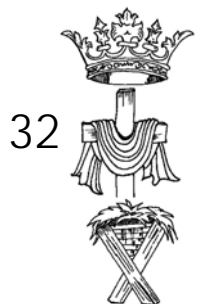
Bethlehem Child Leaves the Manger
Walk to back of room and Exit.

Cradle Angel: "Do not be afraid; for behold, I bring you good news of great joy which will be for all the people; for today in the city of David there has been born for you a Savior, who is Christ the Lord. This will be a sign for you: you will find a baby wrapped in cloths and lying in a manger." (Luke 2:10-12)

OPTION

Add special music and a song or chorus
sung by the audience.

Special Music:
Audience Sings:



ACT 2: A CROSS



The Garden Tomb Angel

Read from Scroll: *“As they all approached Jerusalem, they came to the Mount of Olives. Jesus sent out two disciples. He said to them, ‘Go to the village ahead of you. As soon as you get there, you will find a donkey tied up. Her colt will be with her. Untie them and bring them to me. If anyone says anything to you, say that the Lord needs them. The owner will send them right away.’”*

Matthew 21:1-3

Before the day of the Cross, came the day of the Palms. It was a wonderful day. People were crowding the streets of Jerusalem to celebrate Passover. Men and women, boys and girls, people of every age from every village gathered to worship God. Laughter filled the air. I know. I was there.

GRADES 1-2: Palms For The King

Props: *Have fun with this in a Grade 1 and 2 kind of way. Make one oversized hand print for each child to wave. These branches are special because they are actually the cut out colorful posterboard hand prints. Attach a craft stick or paint stir stick to the back of each hand to use as a handle.*

Use every color available. The ‘palms’ do not have to be green.

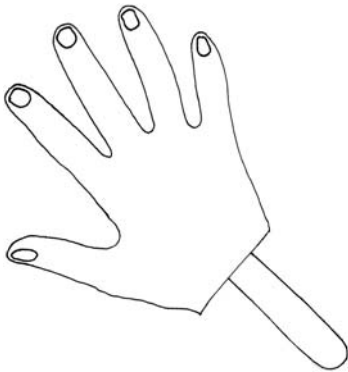
Each child carries and waves ‘palms’.

Let them practice waving and holding their props high in the air.

Tips: *Teacher or teen becomes part of the group. Use available children. Combine speaking parts when necessary or divide them if more speakers are available. These are young readers so let them practice reading their parts aloud before the program. No memorization needed.*

The group walks to the manger from the back of the room.

As they walk and wave palm prints, they shout randomly:



ALL STUDENTS: Hosanna! Hosanna to the Son of David!

ALL STUDENTS: Hosanna in the highest Heaven!

Teacher: Look! Angels and a manger. We arrived just in time. Christmas is over but Easter is coming. We brought our 'palms' to remember Palm Sunday. We want to leave something at the manger.

Student #1: Are you sure we made the right kind of palms? I think the Bible means palm trees. You know, the big green leafy things.

Teacher: I'm sure we did it right. Look at the manger. Somebody brought jelly beans and scraps of cloth to remind us of Bethlehem. We get to bring palms to remind everyone of the day Jesus went to Jerusalem and was honored as a king.

Student #2: It makes sense. People clap their hands and wave.

Teacher: That's the spirit.

Student #3: The story says, "See, your king comes to you. He is gentle and riding on a donkey. He is riding on a donkey's colt."

Student #4: The disciples did what Jesus told them to do. They brought the donkey and the colt.

Student #5: They placed their coats on them. Then Jesus sat on the coats.

Student #6: A very large crowd spread their coats on the road.

Student #7: Others cut branches from the trees and spread them on the road.

Student #8: Some of the people went ahead of him and some followed. They all shouted, "Hosanna to the Son of David!"

Teacher: Jesus was the Son of David. King David was born in Bethlehem and Jesus was born in a manger in Bethlehem. Jesus was their King of Kings and Lord of Lords.

Student #9: When Jesus entered Jerusalem, the whole city was stirred up. The people asked, "Who is this?"



Student #10: The crowds answered, "This is Jesus. He is the prophet from Nazareth in Galilee."

Teacher: We can only imagine how Jesus felt as He rode into the shining city of Jerusalem on that humble donkey. He was God's Son, the King of kings. He knew what was coming soon and it wasn't good. It meant pain and heartache and the Cross. But for today, just for today, Jesus was entering His city and His people were giving him praise.

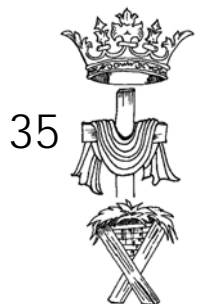
Children Leave their 'palms' in a circle
around the floor near the manger.




The Garden Tomb Angel

Read From the Scroll: ...and His people were giving him praise. We angels watched it all happen. It was a great day. Little did we know our beloved Jesus was to struggle with evil and lose. Or, did He lose? It doesn't look good but Heavenly Father always has the perfect plan. When days seem darkest, that is just when our God shows up to blow the clouds away.

Remember, "Your king comes to you. He is gentle and riding on a donkey."
Matthew 21:5



GRADES 3-4: The Manger and The Cross



Prop: One large posterboard cross backed with cardboard so it won't bend. Tape posterboard together to make it almost life sized. This prop should be carried by two students. It can be white posterboard. If desired, one blood drop in red may be painted onto the center bar of the cross.

Tips: Students walk to the central manger quietly with heads down from the back of the room. Two students carry the Cross and lay it across the manger. The group stands in a circle around the manger and angels. Divide the many speaking parts between available students. It can be read by two or many more



The Garden Tomb Angel

Read from Scroll: For those of you who think the manger we guard has nothing to do with the Cross, reserve judgment. Always remember that the manger rests in the shadow of the Cross. Don't be sad. God could not have sent a more meaningful gift to you, the people of His creation.

When the fullness of time came, God sent forth His Son, born of a woman, born under the Law, so that He might redeem those who were under the Law, that you might receive the adoption as sons and daughters of God.
from Galatians 4:4

Student #1: The people walking in darkness have seen a great light; on those living in the land of the shadow of death a light has dawned. (Isaiah 9:2)

Student #2: He was despised and rejected by men, a man of sorrows, and familiar with suffering. (Isaiah 53:3)

Student #3: For to us a child is born, to us a son is given and the government will be on His shoulders. (Isaiah 9:6)

Student #4: Surely he took up our weaknesses and carried our sorrows. (Isaiah 53:4)

Student #5: And He will be called Wonderful Counselor, Mighty God, Everlasting Father, Prince of Peace. (Isaiah 9:6)



Student #6: In the beginning was the Word and the Word was with God, and the Word was God. He was with God in the beginning. The Word became flesh and made his dwelling among us. (John 1:1-2, 14)

Student #7: And by His wounds we are healed. (Isaiah 53:5)

Student #8: In those days Caesar Augustus issued a decree that a census should be taken. Everyone went to his own town to register. (Luke 2:1, 3)

Student #9: We all, like sheep, have gone astray, each of us has turned to his own way. (Isaiah 53:6)

Student #10: So Joseph went up from the town of Nazareth to Bethlehem, the town of David. He went there to register with Mary, who was pledged to be married to him and expecting a child. (Luke 2:4-5)

Student #11: The Lord has laid on him the sins of us all. (Isaiah 53:6)

Student #12: While they were there, the time came for the baby to be born. She wrapped him in cloths and placed him in a manger, because there was no room for them in the inn. (Luke 2:6-7)

Student #13: He poured out his life...for He bore the sins of many. (Is. 53:12)

Student #14: For unto us a child is born. (Isaiah 9:6)

Student #15: But He was pierced for our transgressions. (Isaiah 53:5)

Student #16: Unto us a son is given. (Isaiah 9:6)

Student #17: He was crushed for our sins. (Isaiah 53:5)


Student #18: The people walking in darkness have seen a great light. (Isaiah 9:2)

Student #19: The Word became flesh and dwelled among us. (John 1:14)

Student #20: He was born. He was crushed, He was pierced.

ALL STUDENTS: (Joyfully) And He rose again!

EXIT



GRADES 5-6: The Garden Tomb It's A Sign!

Prop: A Sign that mimics the sign at the Garden Tomb outside of Jerusalem today.

**“HE IS NOT HERE
FOR HE IS RISEN”**

Make the sign from cardboard with black lettering. If someone is willing to make it from wood and etch or paint the letters, it becomes a prop that can be displayed often. To see a picture of the real sign, Google “For He Is Risen sign at garden tomb”. Choose the best crafty method for your group.

**“HE IS NOT HERE
FOR HE IS RISEN”**

Tips: Use available students. Combine speaking parts as needed. Ask Grade 5-6 students to enter from the back of the room. They surround the manger and angels. Face outward in the round area. As they speak, their circle of people move one space to the right so the circle keeps moving with each speaker. They each hold the sign as they speak. The last person hands it to the Angel of The Cross who places it prominently in the manger.

PLEASE PURCHASE



The Garden Tomb Angel

Read From Scroll: *“Why do you look for the living among the dead? He is not here for He is risen, as He said.”* I said those words for the first time in a brand new Garden Tomb. Heavenly Father sent us to give the best message the earth has ever received. I wondered if anyone would believe His message. It turns out, that millions of people through the centuries know for certain that Jesus is exactly who He claimed to be! Jesus is Risen from the dead!

38



Grades 5-6 students enter.
First speaker carries the sign.
Pass the sign to each speaker.

Student #1: It must have been terrible at the Cross and then at the Garden Tomb. The sadness and loss was so heartbreaking.

Student #2: Jesus was young and alive. He was smart and funny. He was loving and kind. He was a friend to everyone He met from young to old and rich to poor. How could they kill Him? What were they thinking?

Student #3: If they could shut Jesus up and scare away His followers, life would go on as if this carpenter from Nazareth never existed. Little did they know that faith in Jesus is a daring plan. Jesus did not die just to keep us safe. He died to make us dangerous.

Student #4: The message of the angel at the garden tomb became our message. Paul said, "If Christ has not been raised, your faith is useless and you are still guilty of your sins." (I Corinthians 15:17)

Student #5: The Manger, the Cross and the Empty Tomb were just the beginning of new life for all the people. The angel said to the Bethlehem shepherds, "Fear not: for, behold, I bring you good tidings of great joy, which shall be to all people. For unto you is born this day in the city of David a Savior, which is Christ the Lord."

Student #6: The empty garden tomb is the reason we tell everyone we know that God's plan included Jesus, a Savior for all people. Just like the women who first saw the empty tomb and ran to tell the disciples Jesus was alive, we must do the same.


Student #7: Come and See for yourself that Jesus has risen from the dead.

Student #8: Go and Tell everyone God's Good News of salvation through His Son. God's plan was complete. Jesus said it Himself, "It is finished."

ALL STUDENTS: He Is Risen!

Hand the sign to the angel
who places it in the manger.

EXIT



“I Was There” Eyewitness: Jerusalem Child



Tips: This speaker should be an older child (girl or boy) who reads well. Dressed in Holy Land costume, the child enters the scene and stands beside the manger. Carry and read from script. No memorization needed.

Jerusalem Child: I am standing by the Bethlehem Manger but I really belong to Jerusalem. These things are true. I was there. I met Jesus.

I saw Jesus turn water to wine at the wedding in Cana. I heard the sermon on the Mount of Olives. He said “Blessed are the poor” and I knew He was talking to me. Blind Bartimaeus was given sight, Jairus’s daughter came back to life and five thousand people ate from five loaves and two fish. Zacchaeus, the ten lepers the stories He told. I loved it all.

Don’t forget the paralyzed man lowered through the roof. What a day that was. He got up and walked away from the crowd in that house. I was at the big parade on Palm Sunday.

When He prayed in Gethsemane He said, “Father, if You are willing, take this cup from me; yet not my will, but Yours be done.” An angel came from Heaven and gave Him strength.


The world grew dark when Jesus died for your sins and mine. He could have called a host of angels to rescue Him from the cross. It was me. He stayed there and died for me...and for you. I was the sinner who should have died. But I didn’t and you won’t because of His great love.

And now, the garden tomb is empty. Forevermore, a sign will read, “He is not here, He is Risen”.

EXIT

Program Option


Special Music:
Audience Sings:



ACT 3: A CROWN

The Crown Angel

Read From Scroll: It is true. Jesus could have called a host of angels from Heaven to rescue Him from the Cross. He could have listened to the criminal who hung beside Him on a cross and taunted, "Save yourself and us!" But then the plan of salvation would not have been complete and our journey to Heaven could not happen. The nails did not hold Him to the cross; it was His love for you!




So there were crowns. Two very different crowns. One was a Crown of Thorns. "The soldiers twisted together a crown of thorns and put it on His head, and put a purple robe on Him; and they began to come up to Him and say, "Hail, King of the Jews!" and to give Him slaps in the face...." (John 19:2).

PREVIEW ONLY
NOT FOR USE
PLEASE PURCHASE

The other is a Crown befitting the King. "For at the name of Jesus every knee shall bow, of those in Heaven, and of those on earth, and of those under the earth, and that every tongue shall confess that Jesus is Lord, to the glory of God the Father". Philippians 2:10-11



The Crown of Thorns Special Guest Monologue



Prop: Make a crown of thorns by wrapping a small branch several times into a circle. Do not worry about having real thorns. The visual effect works no matter what kind of branch used. Spray paint it gold.

Tips: This Special Guest can be a teen or adult. No costume necessary. This person trades the Crown of Thorns for the Crown of the King. Enter carrying the Crown of Thorns. Read from script. Hand thorns to The Crown Angel who places it in the manger.

Show the crown of thorns to the audience
by holding it out with both hands.
Hand it carefully to The Crown Angel before speaking.

I'm relieved to hand off the Crown of Thorns. It is uncomfortable to bear the burden of such a sad time. When I look into the manger at Christmas I see hope, life, God's Promise. I see a baby boy ready to take on the world. When I look into the manger at Easter, I see the events that happened to Jesus during His 33 years on earth.

Romans soldiers who didn't know any better decided to make a bad day even worse. They braided thorns together to make a crown. They laughed at Him and mocked Him when they jammed it on His head to create pain.

Do not be tempted to stay in this bad day. There is a better day coming! All the people lost hope on that day. They could not imagine what was to come next. Tears, fear, hiding... Believers must have decided God had forgotten them when they saw that Crown of Thorns and when Jesus died on the Cross.

There was nothing good about Good Friday except for the surprise God had in store for the whole earth. From a Crown of Thorns to the Crown of The King, in a flash of light. Hope returned. People rejoiced. The Church was born! God's promise was fulfilled that day.

EXIT

42



GRADES 7-8:

Emmaus Travelers

He is Risen

Prop: One loaf of uncut bread on a cloth napkin.

Tips: Use available students. Combine parts when necessary. The group enters from the back of the room. Hand the loaf of bread to The Crown Angel. Surround the manger facing outward toward the audience.

Student #1: (Hand the bread to The Crown Angel) We bring bread to remind everyone of the Jesus followers left behind. Two of them were walking the road to Emmaus, seven miles from Jerusalem. They were talking about what happened to Jesus.

Student #2: Suddenly Jesus Himself, who had just been crucified and risen, began walking with them. He asked, "What are you talking about?"

Student #3: They were surprised this stranger had not heard about the awful events so they explained the whole story to Him, never knowing it was Jesus.

Student #4: When they got to the part about the women discovering the missing body at the garden tomb and that they had seen angels, Jesus couldn't take it anymore.

Student #5: He said, "You foolish people! You find it hard to believe the prophets. Wasn't it clearly predicted that the Messiah would suffer all these things before entering glory?" He walked them through all the scriptures.

Student #6: When they got to the village of Emmaus, Jesus acted like He was going on without them. They begged Him to have dinner with them. As they sat down to eat, He took the bread and blessed it. He broke it and gave it to them.

43



Student #7: Suddenly, their eyes were opened and they recognized Him. At that very moment He disappeared!

Student #8: They said to each other, "Didn't our hearts burn within us as He talked with us on the road and explained the Scriptures to us?"

Student #9: Within an hour they were back on the road to Jerusalem. They found the disciples and friends who had gathered. The two from Emmaus told their story and how they had recognized Him as He was breaking the bread at dinner.



PREVIEW PROGRAM ONLY

The Crown Angel

Read From Scroll: The two believers walking the road to Emmaus were not the only people to see Jesus. In fact, Jesus was seen by more than 500 people at one time. And the majority of those people were still alive and could be questioned!

As the truth began to make sense, word spread. The leaders in the temple could not control the news. Everyone could see the veil in the temple torn apart. The Roman government could not control the news. Their own soldiers had been struck down guarding the tomb.

And in Heaven? We began preparations for a grand and glorious Homecoming. Jesus was coming Home! We angels sang with joy and watched the next events unfold on earth.

Place the loaf of bread in the manger.



GRADES 9-12: Crown Him King of Kings!



Prop: One Gold Crown. This can be a homemade crown spray painted metallic gold with gems attached and glitter sprayed on the entire piece. Or, it can be a real tiara or crown as available.

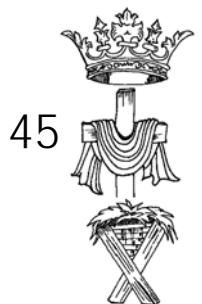
Tips: Use available students. Combine or expand speaking parts as needed. The group surround the manger facing outward toward audience as they speak.

Student #1: What proof do we need to crown Jesus King of Kings? People are often unbelieving but there are events that happened that prove the scripture record to be true.

Student #2: The Empty Tomb! People said someone stole Jesus' body or the friends went to the wrong tomb. The leaders wouldn't steal His body. His friends were terrified and would have had to fight the Roman guards. Someone would have paraded His body around Jerusalem. The burial cloths were neatly folded, not the act of crazy grave robbers. Angels sat in the tomb and said Jesus had risen from the dead.

Student #3: The Women Eyewitnesses. Come on! Women? If anyone had made the story up in those days, they would not have chosen women. They were second class citizens in Bible times. Their testimony was not even allowed in court. The men who wrote the gospels had no choice but to report this embarrassing act of God's favor, because that was how it happened.

Student #4: Courageous Apostles. The disciples were hiding behind closed doors, shaking. Something changed them from cowards to bold preachers. I know what it was. They saw Jesus, risen from the dead. They quit hiding because they knew the truth.




Student #5: Eyewitnesses. More than 500 eyewitnesses saw the risen Jesus at the same time. Today, doctors say it would be impossible for a large crowd of people to have the same hallucination at once. Smaller groups saw Him. They all saw the same thing. They touched Jesus and watched Him eat food. And, how interesting, after Jesus ascended to Heaven, sightings of Him stopped.

Student #6: Paul. Paul was the most changed life in the Bible. He killed believers in the early church. When Jesus appeared to Paul on the Damascus Road, he became the world's most determined missionary. Five floggings, three beatings, three shipwrecks, a stoning, poverty and years of ridicule. Finally the Roman emperor had Paul killed because he refused to deny his faith in Jesus. Christians believe Paul really did encounter the risen Christ on that road and was changed forever.

Student #7: They Died for Jesus. Countless people have died for Jesus, absolutely certain that the resurrection of Christ is true. Even today, people suffer because they have faith that Christ rose from the dead.

Student #8: We stand before you, around this manger and all its symbols of the life of Jesus, because the Easter Story is true. God's plan for salvation has come to life in Jesus and we have the hope of Heaven because He lives.

EXIT



“I Was There” Eyewitness: A Child Of The King

Tips: This can be a person of any age from childhood through oldest adult. The words will be true no matter the age. Read from script. No memorization needed.



Child Of The King: I know this is true. I was there. I saw it all. Forty days later I stood on a mountain with his disciples. I heard Jesus say, “You are the first to hear and see it. You are the witnesses. What comes next is very important. I am sending what my Father promised to you, so stay here until he arrives, until you are given power from on high.”

He led them to Bethany. Raising His hands He blessed them and while blessing them, left, carried up to Heaven. It was an amazing sight. As they were looking, He just lifted up off the ground. A cloud received Him out of their sight. Then two men dressed in white, showed up. They told everyone that Jesus will return the same way He left.

What a thrill! We didn’t really understand what we were waiting for but we rejoiced all the way back to the city. We worshiped in the temple and we were as sure as sure could be that Jesus had taken His seat in Heaven next to the Heavenly Father.

EXIT



ANGEL CONCLUSION

Angels Fold Their Wings

Props: The Angels light three large white pillar candles placed on a stand near the manger to represent the Cradle, Cross and Crown. The large candles could be placed in a large dish filled with sand and placed near the manger if desired.

Tips: Three angels move closer to protect the manger. They may circle it once to give the impression of safekeeping and then once again face the audience to speak.



PREVIEW PROGRAM ONLY

Cradle Angel: *“But the angel said to them, ‘Do not be afraid; for behold, I bring you good news of great joy which will be for all the people; for today in the city of David there has been born for you a Savior, who is Christ the Lord. This will be a sign for you: you will find a baby wrapped in cloths and lying in a manger.’”* Luke 2:10-12

The day Jesus was born in Bethlehem, God’s plan was put in motion. His cradle was simple and wasn’t a cradle at all. It is the most beloved cradle in history. The Son of God was placed in a humble manger and from that place went on to change the world forever in thirty three short years. He moved from a manger to a cross to a tomb to life anew...for you. I was there. I saw the baby in the manger.

Garden Tomb Angel: *It is written, ‘He will command His angels concerning you to guard you. On their hands they will bear you up so that you will not strike your foot against a stone.’* (Luke 4:10)

The ministry years of Jesus concluded with his arrest, crucifixion and resurrection. There was no doubt in His mind that Heaven’s angels had His back. He was protected no matter what happened. I was there. I saw the empty tomb.





Crown Angel: *“As they were gazing intently into the sky while He was going, behold, two men in white clothing stood beside them. They said, ‘Men of Galilee, why do you stand looking into the sky? This Jesus, who has been taken up from you into Heaven, will come in just the same way as you have watched Him go into Heaven.’” (Acts 1:10-11)*

Jesus has taken His rightful place on Heaven’s throne. He obeyed His Father and gave humanity hope and salvation. I was there. I saw Him, the King of Kings.

Cradle: There is singing up in heaven
Such as you have never known
Where the angels sing the praises of the Lamb upon the throne.

Garden Tomb: Our sweet harps are always tuneful
And our voices always clear
Oh that you might be more like angels
While you serve the Master here.

Crown: Holy, holy is what the angels sing
And you will come to help us
Make the courts of heaven ring!

Cradle: But when you sing redemption’s story
We will fold our wings,
For angels never felt the joy
That your salvation brings!
(Adaptation from “Holy, Holy, Is What the Angels Sing”)

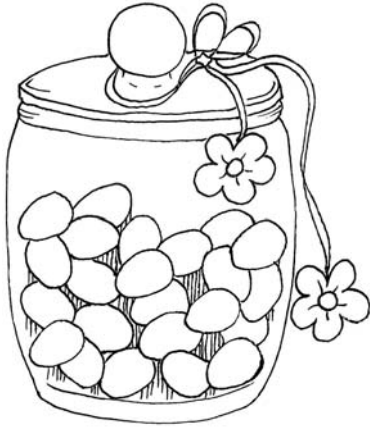
Garden Tomb Angel: *“The Lord is good to those whose hope is in Him, to the one who seeks Him; it is good to wait quietly for the salvation of the Lord.” (Lamentations 3:24-25)*

Crown Angel: Peter said the prophets talked about salvation and searched for it with all their hearts. They tried to find out the time and events that Jesus was to fulfill. Those old prophets were not serving themselves. They were serving you. Now you have been told the good news by the Holy Spirit from Heaven. It is a privilege to understand salvation. Even angels long to look into these things!
(From I Peter 1:10-12)

EXIT, walking separately to the back of the audience via aisles.



THE FAMILY GATHERING PARTY!



Assign party planning to one small group.
This could be a few grown ups
hand picked for this purpose or a Sunday School class.

Offer delicious desserts,
background Easter music and casual fellowship.

Preparations Before Party Day

Menu: Plan the menu and prepare a few Easter snacks. A pleasant option may be to ask people to share their favorite dessert. If this is a Sunday morning event, consider serving a Continental Breakfast complete with doughnuts, orange juice, tea and coffee.

Seating: Decide the best arrangement for seating depending upon the size of the anticipated gathering. Position tables and chairs and serve buffet style with guests standing and moving around the room to chat. Place a few chairs in small circles throughout the area for small group conversation.

Music: Fill the room with Easter music. This could be live music performed by local church/school musicians or favorite CD performances.

Centerpieces: Cover tables as desired. Centerpieces should be featured on each table. Consider grouping three white candles surrounded by flowers and greenery on each table like the three candles in the program.



Preparation On Party Day

Decorate the serving table and guest tables. Plug in the coffee pot and put tea water on to boil while the program is in progress. Set out desserts, cream and sugar. Make your favorite Punch and place on a nearby serving table.

During The Party

Assign people to cut and serve desserts, pour beverages and fill creamers and sugar bowls as needed. Greet guests cordially as they come through the serving line. Move about the group to be sure everyone feels welcome. Find seats for those who may not be familiar with your church. Introduce people. Enjoy the program participants as they mingle.

After The Party

Don't forget! THE FAMILY GATHERING PARTY is not over until clean up is complete. Ask everyone to help with dishes, removing tables and chairs and sweeping the area clean.

*Go home knowing
you have been
a good
and faithful servant.*

Enjoy The Easter Season!



PREVIEW PROGRAM ONLY
NOT FOR USE
PLEASE PURCHASE

