



THIS IS YOUR
EASTER INVITATION.



COME
TO
THE
TABLE!

PREVIEW PROGRAM ONLY
NOT FOR USE
PLEASE PURCHASE

Come Empty ~ Leave Full!



Come Empty~Leave Full!

COME TO THE TABLE


COME

TO

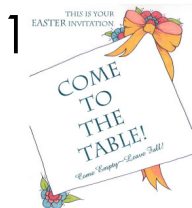
THE

TABLE!

PREVIEW PROGRAM ONLY
NOT FOR USE
PLEASE PURCHASE



THIS IS YOUR
EASTER INVITATION
Come Empty~Leave Full!



COME TO THE TABLE

Sidewalk Prophets Song Writers: Dave Frey, Ben Glover, Ben McDonald
Warner Chappell Music, Inc, Capitol Christian Music Group



We all start on the outside...The outside looking in.
This is where grace begins.
We were hungry, we were thirsty, With nothing left to give.
Oh, the shape that we were in. Just when all hope seemed lost
Love opened the door for us.

He said Come to the Table
Come join the sinners who have been redeemed
Take your place beside the Savior now
Sit down and be set free. Come to the Table.

Come meet this motley crew of misfits, These liars and these thieves.
There's no one unwelcome here, no!
So that sin and shame that you brought with you
You can leave it at the door And let mercy draw you near.

Just Come to the Table
Come join the sinners who have been redeemed
Take your place beside the Savior now
Sit down and be set free. Come to the Table.

To the thief, to the doubter, To the hero and the coward
To the prisoner and the soldier, To the young, to the older.
All who hunger, all who thirst, All the last, all the first.
All the paupers and the princes, All who fail, you've been forgiven.
All who dream, all who suffer, All who loved and lost another.
All the chained, all the free, All who follow, all who lead.
Anyone who's been let down, All the lost you have been found.
All who've been labeled right or wrong,
Everyone who hears this song...

Just Come, Come to the Table
Oh, come join the sinners you have been redeemed.
Take your place beside the Savior, Just sit down and be set free.
Oh, come on, Just sit down and be set free!

COME TO THE TABLE!

INVITATION TO EASTER!
AN EASTER PROGRAM WITH FOOD!



Come Empty~Leave Full!

*“Come to Me all you who are weary and burdened,
and I will give you rest.” Matthew 11:28*

There is no getting around it, Jesus brought people together sharing a simple meal across all classes and the difficult divides of His day.

*Jesus' hospitality, where everyone comes to the table, is rare.
This is the true hospitality Jesus calls us to continue in His Name.
Tell everyone about His Cross and His Crown.*

JESUS HAS RISEN!

Capture the simple tradition of early Christians who gathered around tables to worship, eat and be family. **Eat and enjoy a program!**

LET THE CHILDREN COME!

Come to an Easter program simply proclaiming the best Good News with children, teens and grown ups leading the audience seated at a welcoming fellowship meal. **More than a Program~A Combo Event!**

*“Come To The Table” to hear Jesus' story one more time.
Speakers, singers, musicians come from their seats
at the table to tell His story casually with humor and inspiration.*

IT IS AN EASTER ADVENTURE!

Feature traditional Easter hymns, contemporary resurrection choruses, simple prayers with a meal time hour. Have you ever done this before? Want an adventure everyone will remember? **Let's Go!**

Come To The Table!



ALL CHURCH EASTER PROGRAM!

Present this program close to Easter Sunday. Choose a date, day and time when people are most likely to attend. It may not be Easter Day. Easter week is filled with opportunities to gather. Consider any evening from Palm Sunday to Good Friday to Easter Morning Sunday School.

EAT AT THE TABLE!

Let us show you how to make this unique Easter program come to life. Jesus loved gathering with everyone around the dinner table.

Some people say “Jesus ate His way through the Gospels”!

Set the tables, provide a humble meal and let the music begin. The precious words from “Hosanna” to “Take This Cup” to “It is Finished” to “He is Risen” ring the rafters of church open spaces everywhere!

WHO IS INVITED TO THE TABLE?

Everyone! Sharing meals with people changes everything. Welcome each other at God’s Table!

Folks who may not be inclined to visit church for a traditional Easter program will enjoy a simple meal with children, teens and grown ups telling Jesus’ Resurrection story in a casual atmosphere. Church families come to celebrate Easter, participate and enjoy the participants.

WHO INVITED YOU TO THE TABLE?

Someone in your life said, “Taste and see that the Lord is good.” (Psalm 34:8) And you did. And He is good! Create a moment in time with everyone who wants to *Come To The Table*. It could change one life forever!

ENCOURAGE FRIENDSHIP, SINGING, SPEAKING

When friends *Come To The Table*, they want to laugh and talk. Let it happen. Eat, talk, laugh, enjoy each other. The Narrator calls the friendly guests together for their attention at all the right places in the formal Easter program.

Come To The Table!



Important 'Techy' Information!

WHEN PURCHASING **COME TO THE TABLE**
AS AN INSTANT DOWNLOAD,
PLEASE NOTE~

DOWNLOAD ONE PRINTED MASTER COPY OF THE PROGRAM.
THE FILE DOES **NOT** SAVE TO YOUR HARD DRIVE.


DO NOT WRITE ON THE ORIGINAL PRINTED MASTER COPY!!!!
MAKE ALL PRINTED COPIES FROM THE ORIGINAL MASTER COPY.

This is a ONE TIME ONLY Instant Download.

PREVIEW PROGRAM ONLY
NOT FOR REUSE
PLEASE FOR REUSE

*The download does not come
with the automatic ability
to change information, insert names,
rearrange or add material via computer.
It is not saved on your hard drive
due to copyright protections.*

Some groups enjoy memorization and other groups avoid it. Except for young non readers, read all parts. If your group is fond of memorization, lead time will be longer and more intense rehearsal is necessary.




COPYRIGHT INFORMATION

Print all pages needed for your local group using your copier. Make as many copies of each page as needed for personal use. Do NOT give this program to any other group. Instead, give interested folks our order form, address and toll free telephone number (1-888-236-5433). This allows CLOSE ENCOUNTERS MINISTRIES the ability to continue production of exciting, inspiring Christian programs at low cost to churches across the USA and Canada.

All Rights Reserved-Copyright protected.

INDEX



Introduction.....1-5
 Index.....6
 Easter Director.....7-9
 Publicity.....10-11
 Decorate.....12-14
 Come and Dine.....15-18
 Music.....19

COME EMPTY- LEAVE FULL 20-53

Introduction.....21
 Stage and Props.....22
 Costumes.....23
 Real Leaders Walk the Walk.....24-25
 Narrator.....26
 At A Glance.....27
 Narrator: Your Personal Invitation.....28-29

PART ONE - COME TO THE CORNER 30-35

Readers Welcome.....30
 Young Children: Come and See!.....31-33
 One Jerusalem Mother Speaks: Let the Children Come!.....34-35

PART TWO - COME TO THE TABLE 36-42

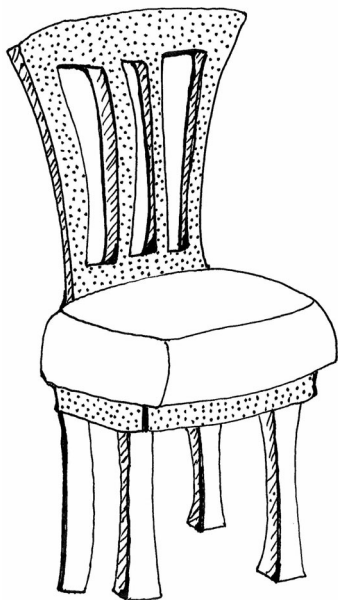
Narrator: Upper Room Grace36
 Grades 1-3: Silver Coins37-38
 Grades 4-6: Spoons39-40
 Mary of Bethany Speaks: Sweetness41-42

PART THREE - COME TO THE CROSS 43-47

N a r r a t o r : C r o s s C o u n t r y43
 Teens: Lift High the Cross44-45
 Emmaus Traveler Speaks: We Just Saw Jesus46-47

CONCLUSION - COME TO THE EMPTY TOMB 48-51

Small Group: This Morning..Come, See, Go, Tell.....48-50
 Scripture Reminder.....51





COME TO THE TABLE EASTER DIRECTOR

"It's easier to build strong children than to repair broken men."

~ Frederick Douglass

LEAD WITH LOVE!

Assign individual segments to Sunday School classes, church committees, groups of friends and individuals who agree to become part of the event. Adapt **Come To The Table** to fit the number of participants available. Make participant segment copies from the master copy.

Enjoy the Journey!

Life Begins at the End of Your Comfort Zone!

PREVIEW PROGRAM ONLY

LEAD WITH PREPARATION!

Leaders organize their small groups with props or costumes. Help each small group as needed. They should be able to handle their own material. The result will be a casual, meaningful presentation of the Easter story.

A food team organizes the simple meal or snack.

Some people dream of success, Others make it Happen!

LEAD WITH ENTHUSIASM!

It is possible that as you read this you are thinking, "Why me? I cannot do this!" Put those feelings aside. Dive into this charming Easter presentation with a minimum of hassle.

May your church be blessed by this special touch of Easter!

Know the Way, Go the Way, Show the Way!



More tips? Turn the page
SECRET EASTER TIPS!
COMBINATION MEAL/PROGRAM



Add your creative touches to make "Come To The Table" a unique combination meal/program event. Surprise your church with a delightful Easter program featuring children, teens, grown ups. It's the perfect season to tell Jesus' Resurrection story with grace and humor ...and food!

From the first moment the planning team meets until the last note of music, capture imaginations. Smiles and remembrances of other Easter celebrations are proof that this "Come To The Table" gathering has been a success.

*Attitude is a little thing
That makes a big difference.*

PREVIEW PROGRAM ONLY
NOT FOR USE
PLEASE PURCHASE
PREPARE A BANQUET BEFORE THEM!

The "banquet" can be your choice of Easter breakfast, a simple sandwich luncheon, traditional Easter meal, Holy Land food (We give you ideas!).

Serve an easy buffet.

CREATE AN INFORMAL GATHERING

Families and friends come together and sit wherever they desire. As guests gather, musicians play background music.

Program participants sit at the tables with guests.

PAY ATTENTION TO DETAILS

Wild flowers on a table, small table gifts, greeters and other thoughtful gestures make guests feel welcome, special and pampered.

Often the smallest detail makes the biggest impression.

ORGANIZE

Write down what will happen and when tasks must be completed. Do not leave organization to the last minute.

Make changes at the beginning of the planning process.

TEAM WORK

Divide tasks between a team of leaders. Trust them to complete their assignments. Food team and program leaders are helpful and lighten the load for everyone. **Trust the Team!**

BE POSITIVE!

Maintain a light and happy atmosphere. If your attitude is right, your planning team will catch the Easter spirit! **Enjoy the Journey!**

BE PRAYERFUL!

Pray for the event, the team and the guests. Pray as a team. Take each detail before the Lord and then – **Relax!**

BE PREPARED!

Provide adequate time to set up tables, decorations, props and food. Reserve the church for the entire day. **Keep it simple!**

PRACTICE CHRISTIAN HOSPITALITY

Help guests celebrate Easter. Give and receive love from other Christians in the family of God. Begin friendly conversations. **Smile!**

SET REALISTIC GOALS

What do you want to happen during the time guests are present? Plan the Easter program and meal carefully. Add creative ideas, use our tips, change activities as desired. **Adapt details to fit your needs.**

SAY THANK YOU

The behind-the-scenes team is the core of this Easter program. Take time to write thank you notes, call and give small thank you gifts. **Recognize the team publically.**

CLEAN UP

When Easter is over, clean up begins. The program is not complete until the church is in order. Encourage the team to clean the kitchen area and remove items immediately. **Stay To Help!**



PUBLICITY

*Jesus says, "Behold I stand at the door and knock.
If anyone hears My voice and opens the door,
I will Come in to him and Dine with him, and he with Me."
Revelation 3:20*

If you have a party and don't invite anybody,
you can't be surprised when nobody comes!
Invite everybody!



THIS IS 'ONE TIME' IT'S OKAY TO GOSSIP!

Let's face it, enthusiastic guests who want to enjoy a unique Easter program are needed. This program involves everything everyone loves at Easter: Children, music, story telling, decorations and food! What's 'not' to love.

GOSSIP to everyone, "Come To The Table"!



LIGHTS, ACTION, EAT!

Communicate details: Casual dining, inspirational re-telling of Jesus' Resurrection Story, side by side friends and family. Make a cherished memory.

Don't miss it!





CREATE EXCITEMENT!

Involve lots of people. They don't have to be on the planning team. Delegate tasks and speaking parts. Ask as many people as possible to participate in the formal program.

START THE BUZZ!

No Memorization!

Everyone who participates will attend and will be more likely to talk about the event and invite others. Many hands make light work.

Important Tip: Cut stress with more help.



PREVIEW PROGRAM ONLY

BE CREATIVE!


Publicity is Important. Capture the attention of those who may want to attend. Every printed holiday announcement should include "Come To The Table". Place information in the newsletter, local newspaper, weekly Sunday bulletins and on large screen.

*"Go everywhere in the world
and tell the good news to everyone."*

Mark 16:15

Notes To Myself:

Without Publicity a Terrible Thing Happens: Nothing!



DECORATE!

MAKE WHAT YOU LOVE! CHOOSE THE BEST!



Choose a 'Today' celebration of Jesus' Resurrection,
OR a First Century Holy Land theme,
OR imagine Heaven's celebration!

*“Whatever is ...lovely~ think about such things.”
~ Philippians 4:8*

DECORATING TEAM

One small team sets up the space and tables. A small group of friends can create an Easter atmosphere using supplies on hand or design an Easter theme as desired. **Plan Ahead!**

THE ROOM


There are many practical ways to prepare the space for this unique Easter program. Choose one of our ideas or make up your own bright, Easter spot!

Lighting: Light the room brightly while people eat. Dim the lights for the Easter program.

Background Music: Soft, recorded instrumental music sets a calm mood. Volume should be pleasantly low so groups can talk comfortably.

Program Area: Reserve a stage or front area where the Easter program comes to life. Set up mood lighting, green plants and props as needed for the program.

Sound: Program participants must be heard. Set up microphones as needed.



GUEST TABLES

Set up guest tables featuring one long table in the shape of a **Cross** in the center of the room. Surround it with smaller round or long tables as needed for number of expected guests. OR:

**Surprise guests with a simple Holy Land theme.
Consider a "Marriage Supper of the Lamb" theme.
Simply decorate tables with Easter decor.**

Fabric Runners: white/linen, green plants, vines, small candle votive cups.

Centerpieces: Feature a standing Cross, small rock, open Bible (*Open to Matthew 28*). Add flowers and one small white candle in a votive cup to each centerpiece. 3D Crosses for each table are easily made by cutting crosses from posterboard. (Sized as desired) Cut top/bottom so they stand alone and place in center. Spray glitter crosses so they shine on the tables.



Individual Settings: Place Mats in choice of color/colors. If Holy Land theme is featured, tan paper place mats/tan napkins look nice. White theme: white place mats with gentle spray of gold glitter. Featuring a 'today' Easter theme? Choose a variety of pastel paper place mat colors.

Table Favors: Give each guest one small rock as a remembrance of the open tomb. Dollar stores sell rocks in bags. Pick up small stones outdoors (wash thoroughly). Using an ultra fine point Sharpie, print HE IS RISEN on each small rock. spray a little gold glitter on each stone. Also place a variety of colorful, sweet PEEPS—one on each plate.

SERVING TABLES

A buffet is a wonderfully simple way to serve a lot of people. Offer a variety of foods. Provide separate beverage and dessert tables. Decorate the serving tables as desired.

**Light the serving tables with candles,
flowers and one large rock.
Cover the serving tables with colorful table cloths.**



PROGRAM AREA

“Come To The Table” is a casual program telling Jesus’ Resurrection story. Volunteer speakers of all ages DO NOT have to memorize.

Read as desired. No rehearsal necessary.

1. Provide a central stage area where guests can best see and hear each small group. Some speakers stand near the tables, mixed with the guests.
2. Feature a large Cross center stage surrounded by flowers, greenery, lit from the floor behind the Cross.

Consider draping sheer white curtains bunched on the floor under and in front of the Cross. Under the sheers, light strings of white twinkle lights.

Tip: There are more great ideas online in Pinterest. Take a peek and you may discover the perfect staging option for your group.

Notes To Myself:

PREVIEW PROGRAM ONLY
NOT FOR USE
PLEASE PURCHASE

“Easter is the only time when it’s perfectly safe to put all of your eggs in One Basket.”

~ Evan Esar



COME AND DINE!

- PICK ONE: IT'S A BANQUET!
 IT'S A BUFFET!
 IT'S BREAKFAST!
 IT'S LUNCH!
 IT'S DESSERT!

*"Come and dine," the Master calleth, "Come and dine".
You may feast at Jesus' table all the time;
He who fed the multitude turned the water into wine,
To the hungry calleth now, "Come and dine."
~ Charles B. Widmeyer*



PREVIEW PROGRAM ONLY

What decorating theme did your group choose?

- Are you reflecting on the days of Jesus with a Holy Land menu?
Are you imagining Easter in Heaven?
Are you celebrating with today's food and Easter colors?

PLEASE PURCHASE

KEEP CALM AND JOIN THE KITCHEN CREW!

*"We do precision guess work, based on unreliable data,
provided by those of questionable knowledge."*

~ As Seen on a Kitchen Crew T-Shirt!

The kitchen crew organizes and prepares food. A small group creates a menu to fit the group needs. Anything from a formal Easter meal to favorite dessert event to a "remembering the days of Jesus" Holy Land menu, is possible.

Plan Ahead!

*It is simpler just to keep things simple!
Consider a covered dish buffet.*

15



DREAM UP AN EASTER FEAST

A recipe is a story that ends with a good meal!



SET THE TABLE

One of the great callings of the church is becoming a servant. Jesus told Peter "Feed My sheep. He gave Peter the hint to actually sit around a table and lead people to the Shepherd with physical food and spiritual food.

Set the table, set the scene for a unique Easter program.

Which will you choose?

MARTHA'S BETHANY HOUSE BUFFET

Because this Easter program is based on telling the story of the last week of Jesus life and His resurrection, serve a simple Holy Land meal. Easy to prepare and memorable, this buffet offers an abundance of fresh fruits, breads, soup and more. **Add beverages.**

Back To Jesus' Days: Pita Bread, Hummus, Rice, Noodles with alfredo sauce, macaroni and cheese, Tossed Salad, Chicken, Mixed Nuts, Olives,

Vegetable tray with Dip, sliced tomatoes, roasted potatoes, sandwiches (chicken salad, egg salad), Chicken noodle soup, lentil or bean soup, crackers, fresh bread with honey and butter, fresh fruit.

EASTER BREAKFAST IDEAS

If this Easter program happens Palm Sunday or Easter Sunday morning, consider a special breakfast for your guests.

Full Breakfast: Scrambled eggs, sausage, bacon, pancakes, waffles, toast, fresh fruit. A variety of breakfast casseroles is delicious.

Continental Breakfast: Bake breakfast breads (croissants, muffins, toasts), Doughnuts and Danish, Fresh Juices (offer 3: orange, apple, tomato), Coffee, Tea.



CELEBRATE WITH SUPPER

Serve a full buffet meal. Dishes carried in by guests should be enough to feed everyone. Add the main meat dish as desired.

DESSERT DELIGHT

Favorite desserts donated by guests is a perfect celebration. Folks get to share old family recipes, kids get a sugar rush and everyone leaves happy!

Options: Pie, Cake, Cupcakes, Cookies, Ice Cream Sundaes, Crumbles, family favorites. Add beverages.


WHEN WE ALL GET TO HEAVEN LAND OF MILK AND HONEY

Make it fun with an Easter meal imagining foods we will enjoy in Heaven. After all, God's Word promises a 'Marriage Supper of The Lamb' and THAT will be amazing!

"And I heard..the voice of a great multitude and as the sound of many waters and as the sound of mighty peals of thunder, saying, 'Hallelujah! For the Lord our God, the Almighty, reigns. Let us rejoice and be glad and give the glory to Him, for the marriage of the Lamb has come....'"

Rev. 19:6-7

- 1. 'His Supper' Table?** When a dinner buffet is planned, ask guests to carry in dishes that is THEIR idea of Heaven! What fun! From pizza to casseroles to favorite specialties, this pre-program meal is sure to be a conversation starter!
- 2. 'He Is Alive' Lunch?** Consider sandwiches on white bread filled with cream cheese and jam, chicken/ham salad, etc. Add Ambrosia Fruit Salad, Angel Food cake and vanilla ice cream.
- 3. Heaven's Breakfast?** Serve delicious favorites like bacon, scrambled eggs, pancakes/waffles with whipped cream, doughnuts and breakfast casseroles.



COME TO THE TABLE
MENU WORKSHEET

TYPE OF MEAL:

APPETIZERS:

MAIN DISHES:

SALADS:

VEGETABLES:

DESSERTS:

BEVERAGES:

CONDIMENTS:

PREVIEW PROGRAM ONLY
NOT FOR USE
PLEASE PURCHASE



MUSIC

~ Sing Glory To God ~

Coordinate songs with the Music Director, musicians. Easter songs are sung by guests throughout the program. Optional times for hymns and special music are suggested between each Part to fit into the speaking portion of the formal program.

Provide song sheets or lyrics on large screen.



HYMNS

Tradition Easter songs that fit the tradition of your church and are familiar to the audience reinforce the message of Jesus' resurrection.

Choose contemporary praise and worship music as desired.

SING A FEW GOOD, OLD FASHIONED HYMNS
TO TELL THE EASTER STORY.
CHOOSE GREAT CONTEMPORARY CHORUSES
YOUR CHURCH GROUP ENJOYS SINGING.

Just As I Am - In The Garden - In The Cross - He Arose

SPECIAL MUSIC

Feature local church and community talent. Insert a variety of songs where desired. Think about performance time limitations in early planning stages.

Music is NOT provided in this master copy.

Option: Ask one or more persons to sing the contemporary praise song, "Come To The Table" by Sidewalk Prophets.


VOCAL SOLO, DUET, TRIO
INSTRUMENTAL SOLO
INSTRUMENTAL ENSEMBLE
HANDBELL/CHIME CHOIR
CHURCH ADULT CHOIR



COME
EMPTY



LEAVE
FULL



COME EMPTY ~ LEAVE FULL

Picture This! *Come To The Table* food time concludes. Children are 'atwitter' as they get ready. Props and people dressed in simple costumes make an appearance at the tables.

Sit back and enjoy the program portion of this unique Easter event. Include as many speakers and musicians as possible. Involve young and old to create an Easter program everyone will remember.

Tell Jesus' story with inspiration.



Adapt! Program segments for specific ages may be adapted to older or younger groups, combined or eliminated. Present the Easter story with the participants available in your local church.

NO MEMORIZATION NEEDED!

SMALL CHURCH

Remove segments requiring more people than available. Combine speaking parts for fewer people. (Example: Junior-Senior High class, consider eliminating one presentation and featuring the vignette you like the best. Or, use the same group to present two or more segments.)

Adults are crucial to the small church program.

MEDIUM CHURCH

Choose favorite segments and eliminate the rest. The goal is to tell the Easter story.

Don't leave out important parts of the story!

LARGE CHURCH

Organize speakers, snack makers, servers, prop masters, sound and lighting people and others who make this easy program exciting.

Use as many people as possible.



STAGE AND PROPS

Come To The Table ...Come Empty ~ Leave Full

*is an easy program to plan and perform.
Use a minimum of props
and very little staging.
Individual groups carry props as needed.*



SET UP. Flower arrangements and one large Cross in the center add to the atmosphere.

OPTION: Add an empty manger near the Cross.

Add white twinkle lights behind white sheer curtains.

For more basic ideas, click Pinterest online.

See staging options for Church Easter themes.

PREVIEW PROGRAM ONLY

STAGING. Participants stand on stage, speak between tables, enter from the rear and sometimes mingle with the audience.

PLEASE PURCHASE

SEATING. Participants sit with family and friends. They gather casually with their leader just before speaking.

SOUND SYSTEM. Use the existing sound system to its best advantage. Place microphones within easy reach. Speakers must be heard clearly. Volume makes the difference between a frustrating experience or a delightful program.

Do not neglect this detail.

LIGHTING. Turn off overhead lights. Place small spot lights on the floor aimed upward toward the Cross. Create dramatic lighting with light and dark shadows. **If display includes candles, use battery powered lights.**



COSTUMES

*Happiness is bringing
Jesus' Resurrection to life!*

VERY FEW SPEAKERS NEED A FULL COSTUME.
Follow specific directions for each segment.

If a costume is recommended, consider a simplified version.

*Parents may be willing to help if a personal prop
or Holy Land costume is needed.
Most participants wear modern clothing.*



KEEP IT SIMPLE!

Follow specific segment directions.
Whatever is carried on stage is left
at the foot of the on stage Cross.

SCARVES/FABRIC

Some speakers are directed to wear a lovely scarf or plain fabric on their heads while speaking. This represents the fashion during the days of Jesus and is easily removed to leave at the Cross.

Notes To Myself:



Playing dress up begins at age five and never truly ends.



REAL LEADERS WALK THE WALK!

“Real leaders make everyone else feel important!”

*“Servant leadership is the only leadership
that ultimately works.”*

~ Dave Ramsey

STUDENT ADAPTATIONS

1. If there are more students than speaking parts, divide parts.
2. If less students than parts, speakers 'chime in' two or three times.
3. Assign singing, holding visuals, carrying props and other tasks.

HIGHLIGHT INDIVIDUAL PARTS

1. No memorization needed unless leaders decide to memorize.
2. Decorate segment copies with colorful paper, glitter and Easter stickers.
3. Performance copies must remain in good shape.

GET READY! GET SET! GET GOING!

1. **Get Ready:** Rehearse and plan costuming during Sunday School.
2. **Get Set:** Decide how props will be provided or made.
3. **Get Going:** Make the segment fit your group with adaptations.

COMMUNICATE, CONNECT, CARE!

1. **Communicate:** Tell parents when to have their children at rehearsal and performance if a formal rehearsal is necessary.
2. **Connect:** Invite all families to this special Easter program.
3. **Care:** Appreciate participation, props, involvement.

*Stage fright is not uncommon!
Sometimes it's the kids!*



NEED HELP?

Actually this 'after meal' program can be done with no special formal, separate rehearsal time. Simply gather near The Cross and speak from loving hearts.

Ask the Director for help as needed.

ENJOY THE EXPERIENCE!

This is a 'once in a lifetime' opportunity to touch the lives of children and adults. Enjoy your small part of the bigger picture. This Resurrection Week account is classic. Jesus changes people everywhere, no matter the place, the year, the family, the situation. **The spiritual experience is amazing!**

Notes To Myself:

PREVIEW PROGRAM ONLY
NOT FOR USE
PLEASE PURCHASE

Make a path for others to follow!

NARRATOR

Ask one person or a series of persons to become a joyful, upbeat Narrator introducing each segment. In brief thoughts, the Narrator gives the Resurrection story a foundation.

The Narrator may be an older adult or teen. If choosing a several narrators, choose a variety of ages.

Costume: No costume needed.

Props: Script with Narrator's segment.

NO MEMORIZATION.



READERS INTRODUCTION

Choose 4 people (*adults or teens*) to introduce the formal program. Sit in various areas for the meal. Stand and read from random places near the guest tables.

Costume: No costume needed.

Props: Script with Readers Introduction segment

NO MEMORIZATION

MONOLOGUES

Choose several people to portray people from the life of Jesus who add to the Easter story at the end of each part.

Costume Options: Full Holy Land Costume or fabric/scarf head covering with modern clothing.

Props: Script with individual segment

NO MEMORIZATION

AT A GLANCE





COME TO THE TABLE
COME EMPTY ~ LEAVE FULL



COME EMPTY ~ LEAVE FULL

PART ONE: COME TO THE CORNER
NARRATOR: YOUR PERSONAL INVITATION
MUSIC

READERS WELCOME: COME EMPTY
YOUNG CHILDREN: COME AND SEE!
JERUSALEM MOTHER SPEAKS: LET THE CHILDREN COME!
MUSIC

PART TWO: COME TO THE TABLE
NARRATOR: UPPER ROOM GRACE
GRADES 1-3: SILVER COINS
GRADES 4-6: SPOONS
MARY OF BETHANY SPEAKS: SWEETNESS
MUSIC

PART THREE: COME TO THE CROSS
NARRATOR: CROSS COUNTRY
TEENS: LIFT HIGH THE CROSS
EMMAUS TRAVELER SPEAKS: WE JUST SAW JESUS!
MUSIC

CONCLUSION: COME TO THE EMPTY TOMB
ALL AGES SMALL GROUP: THAT MORNING!
ALL AGES SMALL GROUP: THIS MORNING!
MUSIC

CLOSING PRAYER



NARRATOR:

YOUR PERSONAL INVITATION

Jesus Said, "Come"!

This welcome may be given before the meal or to begin the program.

Welcome to "Come To The Table: Come Empty, Leave Full". Jesus offered this gracious invitation every time He spoke to someone. His invitations to come to God the Father and Heaven were always on 'the table'. Jesus said: "*Come to Me all you who are weary and burdened, and I will give you rest.*" Matthew 11:28

There is no getting around it, Jesus brought people together sharing a simple meal across all classes and the difficult divides of His day. From the feeding of 5000 to the Last Supper—even to the meal with two believers after His resurrection—the 'Come to the Table' ministry of Jesus invites us to stop our constant motion and rest in Him.

PREVIEW PROGRAM ONLY
NOT FOR USE
PLEASE PURCHASE



Not until eating with Jesus did the two believers recognize Him as the risen Lord. "He took bread, gave thanks, broke it and began to give it to them. Then their eyes were opened." to the living Christ.

Some say Jesus ate His way through the New Testament. He knew the benefits of sitting together, eating delicious food and chatting like old friends. People are more likely to think deep thoughts, laugh heartily and share their lives while they enjoy table time.

Jesus didn't stay in the manger, on a Roman cross or in an unmarked grave.



He lived, suffered, died and rose from death. Since that day every believer has the hope of Heaven.

The Son of God CHOSE to save us. We may not be perfect but Jesus thinks we're to die for! The only qualification: *"Believe in the Lord Jesus Christ and you will be saved."* Not a lot of rules, just a lot of love. Welcome to the Table! We serve a Risen Savior!

Today, Jesus' hospitality, saying "Everyone who is searching for Him comes to the table", is rare. This is the true hospitality Jesus calls us to continue in His Name. Tell everyone about His Cross and His Crown.

So we invite you ~

*"Come all you who are thirsty, come to the waters;
And you who have no money,
Come, buy and eat!*

Come, buy wine and milk without money and without cost."

Isaiah 55:1

*Jesus said, "Blessed are those
who hunger and thirst for righteousness,
for they will be filled."*

Matthew 5:6

*The angel said to the women at the tomb,
"Come and see where He lay" so they may believe what Jesus said
that He would rise from the dead.*

"Go tell the disciples to go to Galilee."

From Matthew 28

Come To The Table! Come Empty -- Leave Full!



PART ONE COME TO THE CORNER

READERS WELCOME: COME EMPTY!

Choose 4 people (adults/teens) to introduce the program. Sit in various areas for the meal. Stand and read at random places near the tables among the guests.

Costume: None required.

Props: None required.

Each Reader stands individually as it becomes their turn to speak the first time. Move into the aisles between tables to complete the introduction call to "Come".

Reader #1: Come!

Reader #2: Come Empty!

Reader #3: Come if you are broken and need to be mended.

Reader #4: Come if you are wounded and want to be healed.

#1: Come, all who are weary and burdened.

#2: Come! Bring your desperate situation to the foot of the Cross. There is rescue at the Cross.

#3: Come as you are. Jesus loves us "just a I am" but He loves us too much to leave us that way.

#4: Come! Be forgiven. Be welcomed with open arms by the One who loves you so much He died and rose again.

#1: Come! Praise God for all He has done.

#2: Come! Hear Jesus' story one more time.

In Unison: Come Empty and Leave Full!




YOUNG CHILDREN: COME AND SEE!

Young children: Birth through Kindergarten,
One or more teachers/leaders

OPTION: smallest children with parent (carry/hold hands).

Costumes: Colorful scarves wrapped loosely on each child.

Children sit with families and remain in their places
until called by the group leader.
Wait for children to arrive at the front.



Leader: Everyone who has just been born through kindergarten. This is for you! Come! Come quickly. Come and see!

Young children gather around the leader.

Leader: Come! See what a Palm Parade is like. Let's pretend we are standing on a corner in Jerusalem. Jesus is going to come right by us. Come to the Corner of God's Kingdom and Palm Street.

Point to an imaginary spot over the heads of the audience.

**Pretend Jesus is entering Jerusalem on a donkey
and a huge crowd has gathered.**

Come and See! He's far away. We can see him coming! Jesus is riding on an animal. Do you know what kind of animal he's riding?

It's a donkey!



We don't think little donkeys are important these days. In Jesus' day, donkeys were honored. In fact, when kings entered a city to take their throne, they often rode a donkey to the palace. Jesus was honored to be on this little symbol of a king. People thought Jesus was coming to be their king but Jesus had another plan.

Come and See! Put your hands over your eyes and see if you can see Jesus riding a donkey!

Hands over eyes to see far away

Crowds of people, palm tree branches, coats flying in the air. Now they are putting their coats in the street so Jesus' donkey can walk on clean ground.

Put your scarf on the floor. You never know. Jesus might pass by on our little corner.

**Children spread their scarves
on the floor in front of the Cross**

Come and See *People are laughing and dancing. It sounds very joyful! Can you all laugh out loud?*
Out Loud!


Laugh

Come and See! *People are shouting "Hosannah!" They must really like Jesus. Look! They are calling louder. Today we say "Praise the Lord".*

Let's pretend we are waving branches from those tall palm trees over there. Spread your fingers wide apart! Lift your arms over your head and wave like crazy! Jesus is passing by! We want Him to see us! Shout "Praise the Lord" and see if He sees and hears us.

**Children wave their arms above their heads.
Shout "Praise the Lord".**

Jesus saw us! See that twinkle in His eye? Palm Sunday is a day we celebrate because we remember the day Jesus rode into Jerusalem on the back of a young donkey.



CHILDREN: *Singing*
JESUS LOVES ME THIS I KNOW.
FOR THE BIBLE TELLS ME SO.
LITTLE ONES TO HIM BELONG.
THEY ARE WEAK BUT HE IS STRONG.

CHORUS: YES, JESUS LOVES ME.
YES, JESUS LOVES ME.
YES, JESUS, LOVES ME.
THE BIBLE TELLS ME SO!

WAVING BRANCHES FOR OUR KING,
WE WANT HIM TO HEAR US SING.
JESUS LOOK AS YOU PASS BY,
WE WILL SERVE YOU. KING ON HIGH.

CHORUS: HERE COMES THE KING!
HERE COMES THE KING!
HERE COMES THE KING!
THE BIBLE TELLS ME SO!

Long before Jesus was born in Bethlehem, a messenger from God (Zechariah) wrote: *(Let children repeat each phrase after you)*

Rejoice! **Rejoice!**
Shout for joy! **Shout for Joy!**
Look! **Look!**

Your King is coming to you! **Your King is coming to you!**
He comes riding on a donkey. **He comes riding on a donkey.**
Hosanna! **Hosanna!**

CHILDREN LEAVE THEIR SCARVES ON
THE FLOOR IN FRONT OF THE CROSS.

EXIT TO SIT WITH THEIR FAMILIES.

ONE JERUSALEM MOTHER SPEAKS: LET THE CHILDREN COME!

From Matthew 19:13-15, Matthew 18:2-4: One young woman becomes a mother whose children were blessed by Jesus. This is her story.

Costume: Choose to wear a full Holy Land simple costume or just a scarf draped loosely over head and shoulders.

Props: The monologue script/ **No Memorization**

(Shy. Bowing slightly) Shalom.


"One day children were brought to Jesus in the hope that he would lay hands on them and pray over them. The disciples shooed them off. But Jesus intervened: 'Let the children alone, don't prevent them from coming to me. God's kingdom is made up of people like these.' After laying hands on them he left."
Matthew 19:13-15 TM

I was there that day. My children were there. We walked along the dirt path. My children sang and jumped. They picked flowers to give to their grandmother. My mom just loves wild flowers. I must admit they were loud and wiggly. They were looking for an adventure.

Little ones from the village joined us, picking flowers and playing a rock game. It was hot that day. We were ready to rest in the shade. A big tree along the path looked inviting.

The children bounced ahead of us. You know how they do! They get away from us quickly. Grown ups were gathered near the tree. I guess they were hot too. My children dove under the tallest man and landed on their tummies and elbows in front of an interesting looking speaker. Before I could grab them, the other children slid under coats and sandals and bags and giggled. They pretended to listen to the grown up talk. They poked each other and blew dust in the faces closest to them.

Their silly antics and "loudness" interrupted the serious conversation. Some men put on their "you should know better" faces, grabbed my boy's tunic and pulled him away.



The children were afraid and sat up quietly. Their eyes spoke, "We will behave". One by one, the girls and boys were tugged away by the men who were in charge. The small crowd was laughing. I was very embarrassed. The mothers hugged the littlest ones. As we were shoed away, we turned to see Jesus motioning us to come back.

No way! I was not going let my children be hurt in that crowd. However, there was something in the man's smiling face and his welcoming gesture that made the mothers feel safe. Our children stared at us for permission. Each of us slowly nodded our heads and they ran back joyfully—almost knocking Jesus off the flat rock he was sitting on.

Jesus, the man, piled as many of the littlest children on his lap that would fit. They were crowded knee deep around him and my son was hugging him around the neck from behind. My little girl was holding as much of his hand as she could grab.

The children were laughing. Jesus was laughing. The whole crowd was laughing. The only ones NOT laughing were his disciples who probably thought they were there to protect Jesus from vicious 3 year olds.

When all that laughing died down, Jesus spoke words my 'mother heart' will never forget. *"Let the children alone, don't prevent them from coming to me. God's kingdom is made up of people like these."*

"He... placed a child among them. And he said: 'Truly I tell you, unless you change and become like little children, you will never enter the kingdom of heaven. Therefore, whoever takes the lowly position of this child is the greatest in the kingdom of heaven.'"

Matthew 18:2-4

Jesus touched every one of our sweet children. He smiled at them, looked in their big eyes, touched their little faces and tousled their curly brown hair. He learned each name. He was in no hurry. Jesus blessed my children!

Jesus delighted in the simple innocence in our children. When we throw off our "you should know better" faces, each of us finds the Kingdom of God. We find Jesus!

EXIT

PART TWO COME TO THE TABLE



NARRATOR: UPPER ROOM GRACE

Jesus showered Grace on His closest friends and disciples. The evening spent at the Upper Room Passover meal was filled with grace. He knew grief and despair and death was coming. It was a bittersweet preview of the next few days.

**With sad knowledge of what was to come,
Jesus offered Upper Room grace.**

Twelve close friends were unaware that God's grace was being poured out on them that night. Jesus entered the rented second floor room. He wrapped a towel around his waist and washed their dusty feet before dinner.

**With sad knowledge of what was to come,
Jesus became a Servant of grace.**


During the meal, Jesus broke bread and blessed it. He served wine as He told them a mystery about His life and death. These simple items represented His body and blood soon to be poured out on a Roman cross. "Remember Me until I come" are words we hold dear on hard days when we need forgiveness. We remember his death and resurrection every time we receive Communion.



**With sad knowledge of what was to come,
Jesus became a Picture of future grace.**

Jesus washed Judas' feet. Judas ate the Passover Meal with his friends. Jesus hid nothing of Himself from Judas who would leave that Passover table and betray Jesus for 30 pieces of silver. Judas would enter Gethsemane's Garden and kiss Jesus to signal the arrest.

**With sad knowledge of what was to come,
Jesus was the God of Grace in the presence of His enemy.**



GRADES 1-3:

SILVER COINS

Students gather on stage with their leader/teacher.

Costumes: None needed

Props: 30 Silver coins (nickels, dimes, quarters)
in small bag or purse

NO MEMORIZATION- Divide speaking parts
between available students.

TEACHER: I have something to give each of you. Actually I have 30 'somethings'. Can you guess what it is? It is the amount of silver Judas was paid for turning Jesus over to His enemies.

Give each student one or more pieces of silver.

Student #1: Thank you! Can I keep it?

TEACHER: Hold it for a little while and then we'll see what you want to do. Show our guests what you are holding. Today, 30 pieces of silver would be worth about \$216 depending on the price of silver on any given day!

Students show audience their silver coins.

#2: Real money! I can buy candy. I have an idea! If we put our 30 pieces of silver together, we can buy a toy which I will be glad to keep at my house!

#3: 30 pieces of silver is more than candy or a toy. It doesn't seem like Judas would need this money. He let Jesus be arrested!

TEACHER: Hold on to that money! Judas did a very bad thing but God had a very big plan. Jesus was going to die on a cross. Jesus had one last supper with his friends in an upstairs room. They ate, they sang, they prayed. Judas left the dinner to get his 30 silver coins.

#4: I wonder if he felt sorry about what he did. He was supposed to be Jesus' friend. I would never hurt my best friend.

#5: Judas took 30 pieces of silver from the leaders. He led soldiers to the Garden of Gethsemane where Jesus was praying. He kissed Jesus on the cheek to show the soldiers which person was Jesus!

#6: Can you believe it? Judas tried to give the money back. He took it back to the Temple leaders and they wouldn't take it.

TEACHER: The leaders refused to take the 30 pieces of silver. Jesus was worth so much more. Judas and the leaders didn't think He was worth much.

#7: Jesus was kind hearted to the end. He said, "...I have given you an example, that you should do just as I have done for you...If you know these things, blessed are you if you do them....One of you sitting right here is going to betray me."

#8: We know Jesus is worth so much more than silver or gold.



TEACHER: I know you would like to keep your silver money. Let's do something much more important with our silver. Let's leave it at the foot of the Cross and remember that Jesus faced bad things with a kind heart and He loved His friends forever and always.

**Students place their coins
at the foot of the staged cross.**

Let's sing this chorus with all our guests today:

OPTION: **SING THIS CHORUS WITH THE AUDIENCE**

www.musicnotes.com This short song, sheet music composed by Lynn DeShazo, is available piano/vocal for a low price.

MORE PRECIOUS THAN SILVER
Lord, You are more precious than silver
Lord, You are more costly than gold.
Lord, You are more beautiful than diamonds,
And nothing I desire compares with You.

EXIT





GRADES 4-6:

Students gather on stage with their leader/teacher.

SPOONS

Costumes: None needed

Props: Spoons

NO MEMORIZATION-Divide speaking parts between available students.

STUDENTS GATHER ON STAGE WAVING SPOONS.

They can carry more than one spoon!

TEACHER: Who carries spoons around with them? Are you expecting something special?

Student #1: Dessert Time!

Student #2: Dessert is the best part of dinner! I dig in to my chocolate cake. I love pie. Ice Cream might be my favorite. Or brownies! Yeah, ...brownies!

Student #3: We say 'grace' before we eat anything at our house.

#4: (Shout) Grace!

Student #5: Very funny. Jesus blessed the Passover meal in the Upper Room in a quiet, serious moment.

#6: When our family asks God to bless our food, my heart calms down. Then I pick up my spoon. By the way, why are we carrying spoons?

#7: We are hoping for dessert. Now I wonder if there was dessert after the Last Supper in the Upper Room.

#8: Dessert might have cheered them up during a sad supper.

#9: Everyone should have eaten dessert except Judas. He didn't deserve dessert after what he did. He should have had to leave the table and go straight to bed. No dessert!

#10: I think EVERYONE deserves dessert....except maybe Judas.



#11: Judas was supposed to be Jesus' friend. He took money to betray Him to leaders who wanted to arrest and kill Jesus. No one who does that deserves dessert!

#12: Jesus KNEW what Judas was going to do after dinner and He was still nice to him.

TEACHER: Think about this. Jesus KNEW! He goes into that room with His disciples. He knows it is Judas who will turn against him. Jesus knows that He has been sold out for a handful of silver. Stabbed in the back by one He poured His life into.

Yet in that room, hours before Jesus' death, Judas ate too. Jesus fed Judas too. Jesus prayed for Judas too. Jesus washed Judas' feet too. It is hard to understand that kind of love. A love that forgave even the most evil of betrayers.

I struggle to understand it. And then, suddenly, I realize that I'm Judas. I am the sinner Jesus died for on the Cross. And in that moment, I'm so thankful and altogether overwhelmed that Judas ate too. *(From: Nic Burleson)*

#13: I get it! It is easy to be mean to someone who is mean but when love shows up and offers kindness everything changes. That's what Jesus did!

#14: If Judas knew how much Jesus loved him, he may not have ignored the wonderful things he saw and heard. Let's leave our spoons at the Cross to remind us of Judas' sad story.

LEAVE SPOONS ON THE FLOOR
IN FRONT OF THE CROSS.

EXIT

MARY OF BETHANY SPEAKS:

SWEETNESS

From Matthew 26:13: *One young woman becomes Mary of Bethany. This is the story that keeps Mary's memory alive forever.*

Costume: Choose to wear a full Holy Land simple costume or just a scarf draped loosely over head and shoulders.

Props: The monologue script/No Memorization
A small perfume bottle or small jar/jug.




MARY: *(Bowing...)* Shalom! I am Mary from the village of Bethany. My brother, Lazarus, and my sister, Martha, gave me a precious gift. I love the sweet aroma of perfume. You know the kind, the good perfume that smells near yet far away. It reminds me of a flower field on a summer day.

Our family friend, Jesus, came to Bethany. A dinner was given in his honor. Imagine this. We were eating dinner, laughing, enjoying each other's company. Lazarus was laughing, Martha was baking her best bread. Where else would I be? I was sitting at Jesus' feet listening to Him talk. My precious perfume was in my pocket.

I couldn't help myself. I poured my perfume on his head and dried it with my hair. The whole house was filled with the sweet smell of my perfume. The dinner guests were oo-ing and aah-ing at the wonderful aroma. Jesus smiled.

Judas was upset. He said, "What a waste! This perfume could have been sold and the money given to the poor. It is worth a year's wages." To this day I am convinced Judas wasn't really worried about the poor. He was worried about the money because he stole money from the treasury for himself.



The dinner guests were criticizing me. Jesus said, "Why are you giving this woman a hard time? Leave her alone. She has just done something wonderfully significant for me. You are going to have the poor with you every day for the rest of your lives, but not me. When she poured this perfume on my body, what she really did was anoint me for burial."

His next words make me glad, "You can be sure that wherever in the whole world the Message, the Good News, is preached, what she has just done is going to be remembered and admired."

God was on the move! God's big plan for all people was becoming real. After the Passover meal in the Upper Room, Jesus was arrested, crucified and surprised us three days later! Guess what? Jesus is ALIVE!

I did not know any of this at the time. I wanted to give Jesus my best gift to show my love for Him. Perfume was all I had to offer. Jesus has given us the most wonderful gift imaginable—the gift of everlasting life. It is free but it cost my friend, Jesus, His life.

What can you give Jesus to show your love for Him? He doesn't want your diamond ring, stuffed animal, doll or an autographed baseball. He wants your very best. He wants you to give him your LIFE! Serve the Lord with gladness!

Leave perfume bottle on the floor
in front of the cross.

EXIT



PART THREE COME TO THE CROSS

**NARRATOR: CROSS COUNTRY
STAND NEAR THE STAGED CROSS TO SPEAK.**


We are in Cross Country. We knew this day had to happen. In our hearts we wish we could skip this part of Jesus' story. We want Jesus to be rescued from the Cross. Since the Garden of Eden, God said He would rescue His creation from the destruction of sin. People didn't know how God's Plan would happen but after centuries of looking forward, finally the Messiah arrived.

He wasn't a royal king. He wasn't a Greek god of thunder. He wasn't a military warrior. God's Plan was a baby boy, born to humble young people who didn't have a clue they were part of the history of the world. Mary and Joseph didn't have to understand all of God's Plan. They needed to be faithful. Just like us.

Have you ever asked WHY Jesus healed people every time He entered a village? He just started touching and healing. Healed people shouted about God's Glory all over town. Jesus prepared the people to hear God's Good News. They spread God's Word: "The Messiah, the Savior has arrived."

Not everyone was thrilled with Jesus, God's Good News. Leaders lied, plotted and tried to trick Jesus into breaking Jewish law so they would look powerful when Jesus died.

It was dangerous to live in Cross Country. Romans were more than willing to kill any Jewish person who dared to cause a stir among the people. Crosses were common. But....there was One Uncommon Cross. And on that Cross was God's Plan for the whole world, God's Only Son, Jesus.



*Jesus, Lead me to the Cross
....because I cannot go alone*

TEENS: LIFT HIGH THE CROSS
INDIVIDUAL STUDENTS (GRADES 7-12) SPREAD ACROSS
THE AUDIENCE WITH SCRIPT IN HAND.
TAKE TURNS READING THE STORY FROM MATTHEW 27.

Costumes: None needed

Props: None needed

NO MEMORIZATION-Divide speaking parts
between available secondary students.

Stand randomly in the audience space, quietly with heads down. Each speaker lifts their head to speak and then lowers their head when finished.

MUSIC OPTION: CHURCH MUSICIAN
(PIANO/ORGAN/GUITAR/INSTRUMENTS)
PLAYS BACKGROUND MUSIC QUIETLY
AS THE GROUP SPEAKS.


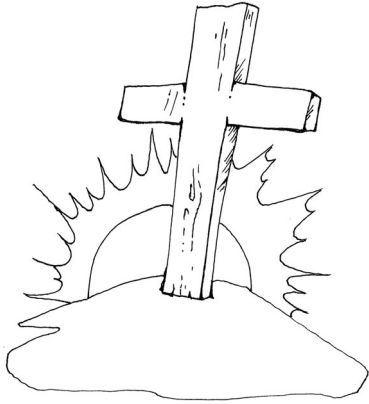
Student #1: After fake trials in the night and terrible abuse, Jesus was led to calvary. Along the way came Simon the Cyrene. They made him carry Jesus' cross to Golgotha, the place they call "Skull Hill".

#2: They nailed him to a Roman cross and threw dice for his clothes.

#3: Above his head they posted the charge against him: This is Jesus, The King of the Jews. Two criminals also died that day.

#4: People passed by on the road and said: "You bragged that you could tear down the Temple and rebuild it in three days--so show us your stuff! Save yourself! If you're really God's Son, come down from that cross!"

#5: The high priests and religious scholars and leaders, were right there mixing it up with the rest of them, having a great time poking fun at him. "He saved others--he can't save himself! King of Israel, is he? Let him get down from that cross. We'll all become believers then!"



#6: *"He was so sure of God—well, let God rescue his 'Son' now—if he wants him! He did claim to be God's Son, didn't he?"*

#7: Even the two criminals mocked him.

#8: Jesus cried, *"My God, my God, why have you abandoned me?"* And breathed his last breath.

#9: It was finished. All that God planned from the moment Adam and Eve sinned in the Garden of Eden came to this conclusion. Savior, Redeemer, Lamb of God. *"Be still and know that I am God!"* And for a moment the earth and it's people were quiet.

THE GROUP STANDS IN SILENCE FOR 10 SECONDS
HEADS DOWN


#10: *(Very quietly—hushed)* Somewhere in the distance, if you listen very carefully, you may hear Satan laugh. He won! He killed God's Plan. He is finally the victor. His plan to replace God has happened.

#11: And then....The earth grew dark like night. The Temple curtain was ripped in two, top to bottom. There was an earthquake, and rocks were split in pieces. Tombs opened up and believers asleep in their graves were raised. The very earth took notice that God was on the move.

#12: The captain of the guard and all the people with him saw the earthquake and everything else that was happening. They were scared to death. He said, *"This has to be the Son of God!"*

#13: *"...and He Himself bore our sins in His body on the Cross."* It is finished.

EXIT QUIETLY



EMMAUS TRAVELER SPEAKS: WE JUST SAW JESUS!

From Luke 24:13-33: **One or two persons** tell the Emmaus Road story.
Costume: Choose to wear a full Holy Land simple costume or just fabric draped loosely over head and shoulders.
Props: The script/No Memorization

ENTER FROM BACK OF AUDIENCE AREA.
WALK THROUGH THE TABLES QUIETLY
BEFORE SPEAKING.

WHETHER ONE PERSON OR TWO PEOPLE, SPEAKING
BACK AND FORTH, TELL THIS ADVENTURE
WITH GREAT EXCITEMENT AS IF SHARING
GREAT, GOOD NEWS TO THE AUDIENCE!

Emmaus Road Traveler: *(Bowing)* Shalom. I am absolutely sure we just saw Jesus! He looked like any other traveler, walking on the road toward Emmaus. He came out of nowhere and walked with Cleopas and me.

He was a miracle worker. He healed people. Jairus daughter was raised from the dead! Blind men could see! The lepers, oh, the lepers he healed! Huge crowds gathered just to hear Him speak. He spent time with others everyone hated but didn't condone their sins. He didn't tolerate any sin. He was merciful, compassionate. So different from any other teacher. He smiled! He ate with sinners and talked with the common folks in the villages.

Then, the leaders....the nails...he died Friday. We thought he was the Messiah. We thought he would save us. We thought he would be our king and rescue us from evil leaders and foreign enemies. We thought He would feed us like he fed 5000 with a little bit of lunch. But he died. All hope was gone. The teacher, Jesus, died.

Our friends said the tomb was empty. It doesn't make sense. It didn't...until we met a man along the road who said "Don't you know every prophet said this would happen!"



As we walked, He told us all the scripture from the beginning. From the Garden of Eden to Abraham and Sarah through the promise of God for a Savior who would crush Satan and bring peace between God and humanity.

We thought our Messiah would be another King David... a great leader and warrior who committed many sins that tormented him. David repented and God forgave his sin. We need a king above all kings—more powerful than David but from the House of David like the prophets said.

The man explained how God would judge sin no matter how good we try to be by following the ten commandments. No one is innocent. God prepared a better plan because none of us can meet God's standards. He stepped in to rescue us.

We shouldn't look back on the innocent sacrificial Temple lambs but look forward in time to the Lamb, the Messiah. I didn't understand it before today. I can never be good enough to keep all the commandments.

The Messiah had to come to rescue all people from sin. God's promise was a Savior who lived a perfect life, paid for my sin with his own life. This is very good news!

We should have recognized the stranger speaking with us. When He blessed our meal, our hearts burned within us. When we opened our eyes, He was gone.

Jesus...just vanished. One day everyone will recognize Jesus for who He is... "the way the truth the life. No one comes to God the Father except through him." From now on, you DO know Him. You have even SEEN Him!"



LEAVE HEAD COVERING AT THE CROSS.
EXIT THROUGH THE AUDIENCE.

CONCLUSION COME TO THE EMPTY TOMB!

SMALL GROUP: THAT MORNING!
COME, SEE, GO, TELL!

Costumes: None required

Props: Script

Scarves/fabric wrapped around heads.

Participants: 4 people, (female/all ages)

FROM MATTHEW 28
EACH PERSON READS THEIR SEGMENT
FROM NEAR THE STAGED CROSS.

PREVIEW PROGRAM ONLY
NOT FOR USE
PLEASE DO NOT REUSE



COME!

The first day of the week dawned. Women walked to the tomb. It makes perfect sense. Women love to do things together, in groups. I imagine the sunrise was coming and the earth was cool and dewy. Suddenly the earth rocked as God's angel came from heaven, right to where they were standing. He rolled back the stone and sat on it. Lightning blazed from him. His clothing was snow white. They were so afraid, they could not move.

The angel said, "Nothing to be afraid of here! I know you are looking for Jesus, the One they nailed to the cross. He is not here. He was raised, just as



he said. **COME** and look at the spot where he was placed."

SEE!

Mary Magdalene, Mary (mother of James), Mary (of Cleopas), JoAnna came early to keep vigil at the tomb. I doubt they slept little if at all the night before. Maybe they wanted to beat the crowds. Maybe they just wanted to talk and cry together. Maybe their grief was so strong they just had to reassure themselves life would go on. Maybe they were afraid and didn't want to be **seen**. Little did they know what they were about to **SEE** with their own eyes.

Can you imagine them pulling their scarves a little closer to their faces? Can you see them bending over to look into what had been a dark, musty cave to find it empty? Can you **SEE** their eyes, big with unbelief? Heaven's angel light let them **SEE** God's plan including resurrection—an empty tomb—empty grave clothes.



GO!

The ladies stood there for a moment, wondering what was next. Surely a mistake had been made. They were at the wrong tomb. They were dreaming. Their eyes were playing tricks on them. Yet, there was no doubt, here was this amazing, blazing angelic creature telling them, "**GO! GO** quickly and tell His disciples, 'He is risen from the dead. He is going on ahead of you to Galilee. You will see him there.'" That's the message. Now, **GO!**" The women, deep in wonder and full of joy, lost no time leaving the tomb. **GO** meant **GO!** And they were on the way!

TELL!

“Go quickly and **TELL** His disciples He is risen from the dead.” The angel's instructions were clear. **TELL** a specific group of people—Jesus' closest friends. **TELL** those friends Jesus is alive like He promised. **TELL** them exactly where to meet Him in Galilee for a little rejoicing and a party.

Their heads were spinning as they ran along the pathways to find the disciples. “*Those guys are never going to believe this!*” Then Jesus met them, stopping them in their tracks! “*Good morning!*” He said.

They fell to their knees, hugged his feet and worshiped him. Jesus said, “*You're holding on to me for dear life! Don't be so afraid like that. **TELL** my brothers that they are to head for Galilee and I'll meet them there.*”

What an adventure the women had to **TELL**. And **TELL** they did! We have been telling their story and Jesus' resurrection story ever since that day!

PREVIEW PROSPECTUS ONLY
NOT FOR USE
PLEASE PURCHASE
EXIT

LEAVE SCARVES/FABRIC
AT THE CROSS.



NARRATOR: Thank you for accepting our invitation to “Come to the table” because when you come to this table you come to the Cross of Jesus and journey to His empty tomb!

CLOSE IN PRAYER



*“Jesus looked
at them and said,
‘With man
this is impossible,
but not with God.
All things are
possible with God.’”*

Mark 10:27