

# *Apron Strings*

*... give us wings and other things*



*Life Is What You Bake It!  
A Lively Banquet for Lovely Women*

# Apron Strings

...give us wings  
and other things!

PREVIEW PROGRAM ONLY  
NOT FOR USE  
PLEASE PURCHASE

Life is what you Bake it!

A Lively Banquet  
For Lovely Ladies



## A Woman and Her Apron

...her worth is far above rubies...

She willingly works with her hands...

And provides food for her household...

She girds herself with strength...

Yes, she reaches out her hands to the needy...

Strength and honor are her clothing...



PREVIEW ONLY  
NOT FOR USE  
PLEASE PURCHASE

She watches over the ways of her household  
a woman who fears the Lord,  
she shall be praised.

Give her of the fruit of her hands,  
And let her own works praise her in the gates.

From Proverbs 31

Open These Pages  
Come Into A Lively Apron-y  
Spring Banquet!



*Home is a place  
you grow up wanting to leave,  
and grow old wanting to get back to.  
~ John Ed Pearce*

**Every Apron Has a Story.** Where is your apron? In a drawer, on a table, hanging on a hook, tied at your waist? Every apron has a story. The first apron was created early in human history. Adam and Eve made the first aprons from fig leaves. Ever since that day, we have been covering ourselves for protection, fashion and gathering.

**Your apron has a story too.** Let's tell our apron stories and enjoy a unique accessory we rarely think about...except when we really need them!

**Aprons are the fabrics of our lives.** They are the memories of childhood. They included the days when a sweet child tugged on your apron and you wiped away tears. Discovering a soft, old apron in the bottom a forgotten box may bring a smile, a tear, a story. It may cause you to slide your hand into the lace pocket to see if mom's cotton handkerchief is still there after all these years.

Thomas Wolfe said,  
"You can't go home again",  
Not True: In our hearts, we all go home again.

It's time to "go home again" for a few hours.  
Let's wear our aprons down memory lane!



# Index

## "An Apron is Just a Cape on Backwards."

Introduction and Index.....	1-4
Important 'Techy' Information.....	5
Life Is What You 'Bake' It Party Information.....	6-9
Guest Speaker.....	10-11
Publicity.....	12-13
Decorate With Apron Love.....	14-16
Banquet Room.....	17-20
Apron Strings Food Section.....	21-33
Music...Sing Along.....	34-38
Keepsake Program.....	39
Welcome The Guests~Greetings and Games.....	40-42
Apron Strings...give us wings and other things	43-70
Tips For A Cozy Program.....	44
Apron Strings At A Glance.....	45
Pre-Dinner Introduction~There Once Was A Woman And An Apron.....	46
After Dinner Introduction~Aprons, Aprons, Aprons.....	47-48
Eve's First Apron.....	49-51
Teddy Bear Picnic.....	52-53
Super-Mom.....	55-56
Cutting The Apron Strings.....	57-58
Aprons On Parade.....	59
A Penny In My Apron Pocket.....	60
When Papa Made Popcorn.....	61-62
Weeds Are The Real Enemy.....	63-64
The Aprons Of Our Lives.....	65-67
Conclusion: Keep Calm And Be The Proverbs 31 Woman.....	68-69
Paper Doll For Children.....	70



## Important 'Techy' Information!

WHEN PURCHASING 'Apron Strings...Life is what you Bake It'  
AS AN INSTANT DOWNLOAD,  
PLEASE NOTE~

**YOU WILL DOWNLOAD ONE  
PRINTED MASTER COPY OF THIS PROGRAM.**

THE FILE DOES **NOT** SAVE TO YOUR HARD DRIVE.

DO NOT WRITE ON THE ORIGINAL MASTER COPY!!!!  
MAKE ALL PRINTED COPIES FROM THE ORIGINAL MASTER COPY.  
*You have permission to make as many printed copies as needed for your group.*

**This is a ONE TIME ONLY Instant Download.**

*The download does not come with the automatic ability  
to change information, insert names,  
rearrange or add material via computer.  
It is not saved on your hard drive  
due to copyright protections.*



### COPYRIGHT INFORMATION

Print all pages needed for your local group using your copier. Make as many copies of each page as needed for personal use. Do NOT give this program to any other group. Instead, give interested folks our order form, address and toll free telephone number (1-888-236-5433). This allows CLOSE ENCOUNTERS MINISTRIES the ability to continue production of exciting, inspiring Christian programs at low cost to churches across the USA and Canada.

All Rights Reserved-Copyright protected.





# Life Is What You Bake It! ...Bake Something Amazing A Party Is Fun -- Fun Is Good!

Add personal touches to create a unique event remembered for years. Manage arrangements. Develop the nostalgic apron theme. **Have fun!**

*From the first moment the planning team meets  
until the last note of music  
and crystal cup is tucked away,  
capture the imaginations of every girl  
from three to ninety three...or ninety four!  
Smiles and sweet tears  
are proof that this apron gathering  
has been a success.*

PREVIEW PROGRAM ONLY  
NOT FOR USE  
PLEASE PURCHASE

**Attitude is a little thing  
That makes a big difference.**

**Prepare A Banquet Before Them!**  
"Prepare the Way of the Lord."

A banquet is a party featuring food as the main attraction. Add a program, a speaker and local entertainment. The occasion is comfortable and social. One popular Spring tradition is the *Mother and Daughter Banquet*. There are other occasions when banquets are enjoyable: evening events, women's programs, holiday gatherings, annual retreats, summer picnics and breakfast parties.

**Dream about the perfect evening!**



## Create An Informal Gathering - A Party

"Be careful who you make memories with.  
Those things can last a lifetime."

*A Party is a fun and games event where people mix for sparkling conversation, good food and laughter. Parties tend to be informal and hosts do not go to extra trouble to decorate. Sometimes parties do not have to be planned at all.*

Party games were once wildly popular but there are groups who do not enjoy a lot of organized activity. The activities should fit the needs of your guests.

A larger party requires detailed planning to handle the program, publicity, decorating, refreshments and clean up. It is a great party if you create your own fun and then remember the event fondly. **Make Memories!**

## Pay Big Attention to Small Details

"Excellence is in the details.  
Give attention to the details and excellence will come."

The smallest details make the biggest impressions. Wild flowers in a jar, small table gifts, background music, greeters and other thoughtful gestures make guests feel welcome, special and pampered. **Smile!**

## Practice Christian Hospitality

"Hospitality is simply love in action. It has much more to do with the resources of a generous heart than with food or space."

"I was a stranger and you welcomed me." Help guests grow in their understanding of the Lord. Give affection and receive love from others in the family of God. **Maintain friendly conversations.**





## Set Goals...and Crush 'em!

"A goal should scare you a little, & excite you a lot!"

What do you want to happen while guests are with you? Be specific! Plans in this workbook are complete. Adapt details to fit your needs. Add creative ideas. Change activities as desired. **Plan!**

## Don't Agonize, Organize!

Make changes at the beginning of the planning process. Write down exactly what will happen and when jobs must be completed. Do not leave organization to the last minute. **Check the list!**

## Team Work Makes The Dream Work!

The leadership team may be as few as two or as large as ten or more. Divide assignments between team members. Trust them to complete their tasks. While specific jobs may be divided, one person should be in charge to keep event planning moving smoothly. **The Key To Success!**

## Keep Calm and Buy Stuff!

Stay within the event budget. Keep expense records. Use the church tax exemption number when appropriate.

## If You Can't Be Positive, At Least Be Quiet!

Maintain a light and happy atmosphere. If your attitude is right, your planning team will catch the spirit. When difficult decisions must be made, just do it and soon it will be a fond story in your distant memory.

**After all, this is a party!**

## Pray!

Pray for the event, the team and the guests. Pray as a team. Take each detail before the Lord and then - **Relax!**



## Under Construction!

Provide adequate time to set up tables, decorations, props and food. Reserve the church for the entire day. Room arrangements can take place a day before the party. **Reserve the Spot!**

## Always Say Thank You

The behind-the-scenes team is the core of this event. Take time to write thank you notes, call and give small thank you gifts. **Recognize the team publically.**

## Be Considerate - Clean Up

When the event is over, clean up begins. The party is not complete until the area is in order. Encourage the team to remove their personal items immediately. Stay to help with kitchen clean up.

## Doodle or Notes:

PREVIEW PROGRAM ONLY  
NOT FOR USE  
PLEASE PURCHASE

## Just For Fun

A girl who can't cook can be very dramatic sometimes.  
You will find her wearing an apron just to boil water!



## Guest Speaker

"I will boast of all His kindness to me."  
- Psalm 34:2

## Invite A Speaker

When scheduling a speaker, eliminate some program segments that are performed by the audience guests. The special speaker should conclude the festivities.

*If using the full program, eliminate the speaker in favor of group participation.*

## The Perfect Person

A good speaker makes a faith connection. Make a list of possibilities suggested by friends, relatives, pastor, other churches, community groups or national organizations. The speaker can be someone from your group.

*There are an amazing array of speaker choices with the apron theme. Ask a Christian chef/cook (favorite foods demonstration), seamstress (demonstrate making aprons), vintage kitchen tools collector, vintage apron collector, Home Economics teacher.*


## Consider The Cost

Ask the speaker if there is a set fee. If not, offer a generous monetary gift including traveling costs. Consider the time they invest in preparation, travel and presentation.

## Specific Instructions

Send a letter, make a telephone call and stay in contact through the internet. Include highway directions, arrival time, group size, time limit, lodging information and specific personal details.

*Communicate the program theme. Include details of what the talk should feature. Make personal contact periodically until the speaker travels to the event.*



## Care and Feeding

It is disquieting for a guest speaker to enter a room of strangers, speak about personal and spiritual issues and leave feeling as if everyone is a stranger.

*Provide a pre-arranged hostess "friend" who handles introductions, sits with and converses with the guest at dinner and gives that person a sense of belonging.*

## After Care

Pay promptly. Stay with the guest until their departure. Thank that person from your heart. Follow up with a handwritten thank you note! Include expenses from the time the speaker leaves home until the event is done. If more meals are required, host or pay accordingly.

Notes:

PREVIEW PROGRAM ONLY  
NOT FOR USE  
PLEASE PURCHASE

### RECIPE FOR A HAPPY MARRIAGE

1 CUP CONSIDERATION  
1 CUP COURTESY  
1 CUP CONTENTMENT  
2 CUPS PRAISE

1 REASONABLE BUDGET  
3 TEASPOONS PURE EXTRACT OF "I'M SORRY"  
2 CUPS FLATTERY CAREFULLY CONCEALED  
1 GALLON FAITH AND TRUST IN EACH OTHER  
1 CUP CONFIDENCE AND ENCOURAGEMENT  
1 LARGE OR SEVERAL SMALL HOBBIES  
1 SMALL PINCH OF IN-LAWS  
1 CUP BLINDNESS TO THE OTHER'S FAULTS

**FLAVOR WITH FREQUENT PORTIONS OF RECREATION AND A DASH OF HAPPY MEMORIES. STIR WELL AND REMOVE ANY SPECKS OF JEALOUSY, TEMPER OR CRITICISM. SWEETEN WELL WITH GENEROUS PORTIONS OF LOVE AND KEEP WARM WITH A STEADY FLAME OF DEVOTION.**

**NEVER SERVE WITH A COLD SHOULDER.**



## Publicity!

*Convince guests that this event will be a unique experience in fine dining and entertainment. They must not miss it! Go the extra mile to publicize.*



## It's All About Details

Invitations, posters, registration forms, programs, handouts and announcements should relate to the theme. Use the same colors, scripture, picture or logo on every piece of publicity.

## Invite Everyone!

**Send invitations.** If this is a community wide event, place posters in local restaurants, business offices. Insert invitations in the weekly worship folder and in the monthly church newsletter.

*Don't forget...One of the best places to put posters is in the Ladies Room at church and in community businesses. If a local business hesitates to put yet another community event poster in their window, suggest their ladies room as a great "out of the way" place!*

## Talk It Up!

## Create Buzz!

Involve lots of people in the planning stages. They don't have to be on the planning team. Delegate tasks or small speaking parts. Ask as many people as possible to participate in the formal program.

Everyone who participates will attend and will be more likely to talk about the event and invite others. Many hands make light work.

**Cut stress with more help.**



## Even More Fun!

Award prizes. Give gifts for various games. Enjoy the company of friends.

## Be Creative!

If the banquet is around Mother's Day, tell the men and families that the banquet cost is a great Mother's Day gift they can give their wives, mothers and daughters. Find creative ways to make your banquet a "gift" to women and girls who want to attend.

*Notes:*

PREVIEW PROGRAM ONLY  
NOT FOR USE  
PLEASE PURCHASE



## Decorate With Apron Love

"An apron is one of life's necessities  
-but it makes a nice accessory, too."



*Create a cozy, apron-y world. Guests enter a room filled with vintage aprons and comfortable homey reminders of years gone by when life was simpler. Add a few new, trendy aprons.*

Discuss decoration at the beginning of the planning process. Trust your own amazing creativity. Choose the best of our ideas to get started.

**Add your own creativity.**

Artistic, visually creative people take the responsibility to turn the room into a visually interesting place that sparks conversation and delight. Another option is to decorate simply at each table. You cannot go wrong!

**Make it fun!**

NOT FOR USE  
PLEASE PURCHASE  
**Prettify!**

Less is more. Choose unique accessories to make the tables and room sparkle. Do NOT clutter the area with an overabundance of 'stuff'.

**From table decorations to homey displays, the area should feature aprons and vintage home items. Individual events will look different depending upon available items.**

*The fun happens when guests arrive and the apron theme comes alive with table elegance, games, speakers, prizes and music!  
Let guests view table decorations before they are seated.*

## 'Tis A Gift To Be Simple

Keep it simple. The result is a delight to the eye. Become familiar with the available space. Use color, sparkle and light to best advantage.



## How Do The Aprons Magically Appear?

**This is the most fun!!!** Gather as many aprons as possible. This is easier to do than you may imagine.

- 1. Borrow:** Put out a call for every person who has an apron *or two or ten* to lend. (*Tag the back of each apron with owners' initials.*) Vintage is great but any apron works!
- 2. Buy:** There is an amazing array of vintage aprons for low prices at [www.ebay.com](http://www.ebay.com) Check it out. Flea markets, garage/yard/estate sales/grandma's house.
- 3. Sew:** Ask a willing team of sewing machine gals to make simple aprons for display. Decide how many aprons and turn their creativity loose in the weeks before the event!

**Here's a neat option:** Find inexpensive commercial bib aprons at [www.amazon.com](http://www.amazon.com) *Fold one new apron at each place setting as a table gift to each guest.* Attach wide soft, satin ribbon bows in the chosen theme color to each apron. Guests may wear their aprons.

## Table Tips—Imagine and Search Your Kitchen!

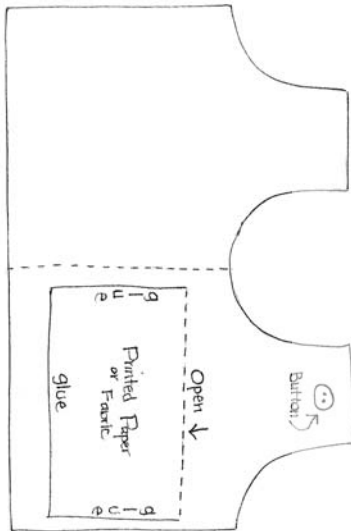
*Guests tables may feature different items or be identical. Use what is available. Begin with basic color choices for table coverings and coordinate flowers, candles, aprons, kitchen items as desired.*

**Colors:** Choose coordinating colors for a basic foundation. Consider the 1950's red and white. There may be families who have the distinctive cotton tablecloths from that era with bright prints. Other colors (green/yellow, white/white, pink/gray, etc.) look great too but choose two or three colors to avoid a chaotic look.

**Centerpieces:** Vintage items take center stage. Feature a large canning jar with cut flowers—zinnias, daisies, dandelions, carnations. Add short jars with candles. Add items as available: Old apron patterns, paper dolls wearing aprons (Google images), vintage cookbooks, aprons, rolling pin, whisk, cookie cutters, oven mitts, tea towels, tea cups.







**Printed programs:** Print program covers using a complimentary color. Create your own printed information based on local event details. Place a printed program on or near each plate.

*Any apron shape and size works. Print and cut color theme from stiff cover paper. Add a printed, colorful paper or fabric pocket (glued on 3 sides) to front. Fill the pocket with one plastic spoon and bow and one tea bag. Place program information inside as desired.*

**Vintage Touches:** Search the attic, basement and the back corners of cupboards to dust off old kitchen items inherited from grandparents, aunts and uncles and found in yard sales. Add fabric aprons. Wear vintage aprons.

**No Clutter:** Choose table items sparingly. Do not try to do it all on each table.

*Choose the full event decoration style before gathering items.  
From tattered aprons to old bowls and garden flowers  
your choice will be delightful!*



## Banquet Room

The tables are the featured 'stars' of the room.  
Add eye catching props as available.

*Carry the apron theme into the entire space. Choose items that are available. Not every idea has to be used.*

### Stage

Hang a clothes line with clothes pins attached to a line of aprons. Add a softly blowing fan to blow the aprons. Place a laundry basket of folded laundry/apron on top.

Add a few items that remind the guests of an old backyard. Bicycle, outdoor toys, and greenery. **Place a light on the floor as a backdrop of sunshine.**

### Corners

*Here are a few ideas for stage or corners of the banquet room.*

1. Sewing Machine, apron on the machine, embroidered linens, scissors, floor lamp.
2. Ironing Board, Iron, Apron to be ironed, floor lamp.
3. Small Kitchen Table, Vintage kitchen items, tablecloth, aprons on coat rack, table lamp.

### Serving Tables

Add a few antique kitchen items in the center of each serving table.



## Photo Booth

Give guests an opportunity to make a memory of a fun event. Set up a spot where photographs are taken.

*They may choose to participate or just watch the fun unfold before and after the program.*

Place chairs or a bench in a comfortable, out of the way, corner area.

**Photographer:** One person takes digital pictures. Guests have their pictures taken alone or in family and friend groupings of their choice. They can choose to wear aprons or not. Use their phone cameras or your own as desired.

Then...

***LISTEN TO THE LAUGHTER AND SEE THE SMILES!!!***

PREVIEW PROGRAM ONLY

***So Fun!***

**Notes:**

NOT FOR USE  
PLEASE PURCHASE



## Art Supplies, Decorations, Small Gifts

*Shopping! Craft and party stores, discount stores and rummage shops. Make table decorations, programs and table gifts.*

**Browse the internet for affordable, interesting items.**

**Creative Table Favors:** Choose something eye catching and creative.

*Real Ice Cream Cones: tops dipped in candy coating and rolled in sprinkles.*

*Fill with small treats: Hershey Kisses, M&M's, mini marshmallows, twizzlers, straws.*

*Cover with netting and tie with bow. Lay across plates.*

**Chef aprons:** *satin bows attached to top, front of each apron.*

**Glow sticks** *tied with a bow. Crack the sticks just before guests enter or let them crack their own sticks so they glow throughout the event.*

**Napkins** *folded, tied with a bow. Insert items of choice inside the ribbon: Tea bag, spoon dipped in chocolate or whatever is available locally.*

**Door Prizes:** Ask businesses and restaurants to donate small gifts or gift cards. Buy dollar items: picture frames, note holders, lamps, cosmetic bags, pill organizers, key chains, potted plants, candles and costume jewelry. Offer fun gifts for the littlest gals...stuffed animals, coloring books or fingernail polish.

*Put everyone's banquet ticket in a bowl.*

*Draw tickets at random.*

*Winners choose a gift*

*OR the gifts can be numbered  
and given away in order of the drawing.*

**Big Prize:** As guests enter, ask them to autograph a white chef's apron using a permanent black fabric marker. Award the 'one of a kind' apron to one person before the end of the event.

Award table centerpieces (as desired) to one person with a sticker under their chair or plate. This could be determined by another method...oldest person, most children, dressed in yellow, etc.



## Catalog Stuff

# Aprons: We've Got You Covered!

Oriental Trading Company offers a wide variety of wonderful gifts, decorations and supplies: [www.orientaltrading.com](http://www.orientaltrading.com)

Gifts and accessories also available at: [www.currentcatalog.com](http://www.currentcatalog.com)

Check out fun decorations at: [www.Shindigz.com](http://www.Shindigz.com)

Don't forget deals: [www.ebay.com](http://www.ebay.com) and [www.amazon.com](http://www.amazon.com)

[www.usaprons.com](http://www.usaprons.com)   [www.apronsetc.com](http://www.apronsetc.com)  
[www.apronwarehouse.com](http://www.apronwarehouse.com)

More Online/Catalog Ideas:

PREVIEW PROGRAM ONLY  
NOT FOR USE  
PLEASE PURCHASE

**"Among the objects we take for granted in our kitchens,  
the apron ranks somewhere along with teacups and scissors."**

Theresa Bedal, American Journalist



Wear Your Smile!

# Apron Strings ...give us wings!

Bless the Food before us,  
the Family & Friends beside us  
and the Love between us.



Amen



*Consider crowd psychology. Everyone enjoys an event where people are talking and laughing, light and temperature is controlled, music sets the mood, strangers are just new friends and tables are inviting. No one enjoys going to a party where people remain strangers, little conversation occurs and a subdued mood becomes awkward.*

## "Let's Get This Party Started!"

Greet guests cordially, attach name tags and direct them to the party area. Encourage guests to browse as the crowd gathers. Help them find their assigned table. Point out rest rooms and conveniences.

Keep guests out of the kitchen!!!



## "Getting To Know You! Getting To Know All About You!"

**Table Activities:** Place conversation starters under plates. Scatter pens. Place paper puzzles or short games in obvious places so guests can work together to win a table prize.

## "Come on People Now, Get Together! Try To Love One Another...Right Now!"

**Help guests "sense the whole".** Enthusiastic group singing encourages togetherness. Play a few table games as ice breakers. This is time for generous hospitality and smiles.

PREVIEW PROGRAM ONLY  
NOT FOR USE  
PLEASE PURCHASE



## Big Friendships Often Have Small Beginnings!

**Place guests in small groups.** Offer opportunities to make intimate contact with table friends. Devise activities that can be done in pairs or fours.

## Enjoy The Journey!

**Mix interactive and quiet activities.** Some activities should require a mental challenge with pencil and paper, group skits and sometimes activities for the whole group. Choose what your group does best!



## A Good Beginning Makes a Good Ending!

Complete group activities before dinner. Continue the fun after the meal. Add spiritual and inspirational thoughts near the end.

### "Goodbye, Farewell, Amen!"

Finish strong with a whole group activity. Sing, listen to a story, let people share what they enjoyed. Present an inspirational, spiritual closing with a serious skit or talk, hymns, praise choruses, sharing and a benediction featuring a friendship *prayer* circle.

### "This Place Isn't Going To Clean Itself!"

Leave the church cleaner than you found it. Often those enjoying the fun are willing to help clean up. That can be fun and don't forget, "Many hands make light work".

**Tip: Keep the music playing during clean up.  
Take a moment to sing and dance with other workers!**

"Nobody's last words were  
'I had too much fun.' "

Evelyn Beilenson





## Good Things Are Going To Happen... Welcome!

*“He who is of a merry heart  
has a continual feast.”  
Proverbs 15:15b*

*Serve chilled punch as guests gather,  
coats are removed and table seating is  
confirmed.*

*Welcome guests by serving delicious  
beverages in crystal punch bowls with  
crystal cups. Consider serving mini  
appetizers on bright paper plates.  
Add matching beverage napkins.*



### Sshhh... This Works Every Time!

Guests love to be treated like VIP's.  
Create a joyful atmosphere with friendly faces,  
specific directions, delicious appetizers,  
refreshing beverages and soft background music.  
Allow time for mixing, mingling and looking at the decorations.  
It's the “oo-aah” factor that brings smiling faces to the table!



### Apron Diva Icy Punch

*It's fizzy but not too fizzy. It's sweet but not too sweet.*

*Guests enjoy this by the cupful so make the full batch if you've got a big crowd!*

1 gallon Juicy Red Hawaiian Punch, ice cold  
12 oz. Can frozen pink lemonade concentrate  
46 oz. Pineapple Juice  
59 oz Orange Juice, ice cold  
2 Liter Sprite, ice cold (Or lemon-lime or ginger ale)  
1 Cup sugar (to taste—omit if too much sweetness not desired)  
25.4 oz sparkling grape juice, ice cold

Stir together in a very large bowl. Pour into pitchers and store in fridge until serving.

**OPTIONS:** Ice cubes: fill several ice trays with punch and freeze. (*Guests go crazy over these. Use a mini muffin tray!*) – Want more fizz? Add more Sprite and Sparkling Grape Juice to the punch bowl just before serving!

Pour punch in punch bowl and add frozen punch cubes.

Add fruits: orange, limes and maraschino cherries as desired.

### Appetizers

**Prepare finger foods.** *Guests may be standing while juggling a beverage and appetizer. Use one of our suggestions or create your own appetizer. Secret: Google 'appetizers' for more ideas!*

*Choose appetizers that fit your group.*

#### Fresh Fruit 'Cupcake'

Choose a variety of fresh fruits cut into small portions placed in a miniature paper cup. The best fruit can be picked up with fingers for easy eating. Include a mixture of apple slice, cherry, diced cantaloupe, mini pineapple slice, banana, strawberries, blueberries.

**Yummy Fruit Dip:** 8 oz. Whipped Topping, 3 oz. Cream cheese,  
7 oz. Marshmallow creme. Spoon into bottom of liner and fill with fruit.

#### South of The Border Fun

Fill cup with refried beans, shredded lettuce, diced tomatoes and top with sour cream. No spoon, just dip with taco chips.

#### Pretzel Fun

Mini pretzels with mustard sauce.



### Nuts And Bolts Party Mix

2 C. Corn Chex      2 C. Rice Chex      2 C. Cheerios  
2 C. Thin pretzels      2 C. Blanched peanuts  
3 T. Salad oil      10 T. Butter      4 T. Worcestershire Sauce  
½ t. seasoned salt      ½ t. garlic powder

**Oven:** 225 degrees In baking dish, mix cereals, pretzels, peanuts; set aside. On medium head blend oil, butter, sauce, salt, garlic until butter is melted and spices are blended in. Pour seasoning mixture over cereal mixture and stir until completely coated with seasoning.

**Bake** 1 ½ hours, stirring every 20 minutes so it does not burn.  
*Remove from oven and cool completely before storing in an airtight container. Fill clear plastic cups with individual portions.*

### Crunchy Veggie Treat

Cut mini celery, cucumber slices, broccoli, cauliflower, asparagus, dilly beans and carrot sticks that fit into doubled cupcake liners. Spoon Ranch Dip into the liners before placing veggies on top.

Choose veggies that can be cut into small pieces for easy dipping.

### Ham and Turkey Roll Ups

Roll deli ham and turkey and place upright in ranch dip with parsley or celery tops for garnish.

### Shrimp

Spoon cocktail sauce into liner and place one shrimp on top. Option: For children, consider one chicken nugget on top of ketchup.

### Fish Stick

Tartar sauce and one fish stick cut in half with carrot stick and mini dill pickle slice.

### Boneless Chicken Wings

Spoon a little bit of mild BBQ Sauce into mini paper cup and top with one or two boneless chicken wings.

### Chili Cups

Spoon Chili into small plastic cups and top with two Ritz Crackers. Sour cream on top.



## Apron Meal Memories

# An Apron-y Dinner!

*"Happiness is like jam: You can't spread even a little without getting some on yourself. So you better wear an apron!"*

*'I Am the Bread of Life, whoever comes to Me shall not hunger and whoever believes in Me will never be thirsty.'*

*Jesus ~ John 6:35*

The menu is an important event detail. Choose food your group enjoys and will remember fondly! Read these suggestions but you know your group best.

### Plan Accordingly!

*It doesn't seem fair to ask the women and girls to cook their own party food. Ask the men to cook and serve the meal. Ask a local Boy Scout troop to help serve the meal. They often look for community projects.*

*Consider a local caterer!*

### What Should We Eat?

Many food options are delicious and appropriate. Consider the cost, the theme, the effort involved to make the food and traditional group tastes.

Create a separate menu for children under age 12. Let people know the choices when they make their reservations.

*Ask about food allergies or special menu needs when guests register for the event.*



**Chicken**

Tossed Salad/Dressing  
Cream of Broccoli Soup  
Baked Stuffed Chicken Breast  
Mashed Potatoes  
Vegetable of Choice  
Cornbread Muffins/Butter  
Dessert: Cupcakes

**Pork**

Tossed Salad/Dressing  
Won Ton Soup  
Roast Pork or Stuffed Pork Chops  
Rice Pilaf  
Vegetable of Choice  
Muffins/Butter  
Dessert: Gingerbread and Whipped Cream

**Beef**

Tossed Salad/Dressing  
Beef Broth Vegetable Soup W/Shredded Cheese  
Swiss Steak and Mushroom Gravy  
Hot Buttered Noodles  
Vegetable of Choice  
Cornbread Muffins/Butter  
Dessert: Pie and Ice Cream **or** Lemon Meringue Pie

**Fish**

Tossed Salad/Dressing  
French Onion Soup W/Cheese  
Light White fish: Haddock and Tartar Sauce  
Baked Potato With Sour Cream and Butter  
Vegetable of Choice  
Dinner Rolls/Butter  
Dessert: Orange Sherbet



### Fluffy Pink Lemonade Pie (With Pretzel Crust)

**Crust:** 2 Cups broken pretzels (about 4 oz)  
1/4 cup sugar  
1/2 cup butter or margarine, melted

**Topping:** 1 package (8 oz) cream cheese  
2 boxes (4 serving size each) white chocolate instant pudding and pie filling mix  
1 can (12 oz) frozen pink lemonade concentrate, thawed  
2 or 3 drops red food color  
1 container (8 oz) frozen whipped topping thawed

**Garnish:** Lemon slices, cut into fourths

350 degree oven. Crush pretzels and sugar in food processor, drizzle melted butter and mix well. Press crust in ungreased baking dish. Bake 5-8 minutes until golden brown. Cool completely.

*Cream cheese in large bowl, microwave until well softened. Stir until smooth. Beat dry pudding mix into cream cheese with mixer until well mixed. Add lemonade concentrate and food color. Beat low speed until mixed. Beat 2 minutes until fluffy. Gently stir in 2 cups of whipped topping until smooth. Spread over crust. Spread remaining whipped topping over lemonade mixture. Refrigerate until set. Cut into squares.*

Garnish with lemon.



### Strawberry Delight

Angel food cake, fresh strawberries  
and real whipping cream. Garnish with sliced Strawberry!

### Flower Shaped Cookies and Ice Cream

Make your favorite sugar cookie. Frost with theme colored frosting. Depending on cookie sizes, serve one or two on a dessert plate with vanilla ice cream.



### Strawberry Ice Cream

Serve strawberry ice cream in a small glass bowl. Top with real strawberries and a silk flower head tucked into the side.

### Cherry Cheesecake

Make your favorite cheesecake recipe topped with cherry pie filling and use a few real cherries on top.

### Cupcakes

Bake your favorite cupcakes in colorful liners, frost with white icing and top with silk flower.

### Mandarin Orange Jello Dessert

Make orange jello with half water and half mandarin orange juice. Mix mandarin oranges into the jello while setting. Whipped topping.

There are many wonderful dessert recipes.  
Simply Google 'desserts' and bake your choice!  
Please wear an apron!

*Notes:*



## Children's Menu Choices

*Sometimes children do not enjoy the delicious foods adults anticipate eating. Consider an optional Children's Dinner Menu offered at a lesser cost.*



### Children's Menu #1

Chicken Nuggets W/Ketchup  
Jello Cubes    French Fries  
Cold Drink    Dessert

### Children's Menu #2

Hamburger on Toasted Bun W/Ketchup and Pickle  
Macaroni and Cheese    Celery Sticks  
Apple Slices    Cold Drink    Dessert

### Children's Menu #3

Hot Dog on Bun - Choice of Toppings  
Tater Tots    Fruit Cup  
Cold Drink    Dessert

*“Trust in the Lord and do good;  
so shall you dwell in the land  
and truly you shall be fed.”  
Psalm 37:2*





## Aprons At Any Gathering ....Consider A New Plan!

"Put on your prettiest apron and whip up something Incredible!"

### Breakfast Brunch Buffet

Yes! A breakfast brunch! Feature the apron theme and create homey, simple dishes. Consider Egg and Ham with Cheese casseroles, fresh fruit cups and french toast and sausage with syrup.

### Just Desserts



If your program is an elegant after dinner evening, consider using every dessert desired. From chocolate to spice to apple to whatever your group dreams up will be an event your gals will love.

### Mug And Muffin

An afternoon gathering for tea and coffee and delicious muffins is popular. Make several delicious muffin recipes and offer creative toppings: honey, real butter, peanut butter, cream cheese and more.

Add sweet cupcakes for dessert.

### Picnic Lunch

Everyone loves a casual picnic. Spring and summer events are delightful when held outdoors with a full menu featuring foods in wicker baskets and fresh flowers in mason jars or large glass vases.

Wear picnic aprons!



## Cakes!

Bake a variety of cakes. Top with silk flowers, miniature ceramic birds, butterflies, lady bugs, bunnies or sprinkles. Decide whether the cakes will be homemade or provided by a local bakery with that professional touch of frosting and decoration.

## Healthy Options

Angel food cake topped with strawberries or a small dish of fresh fruit is a good option for those who may suffer from specific health risks.

*Find out before the event if this option is necessary. Sometimes guests just say 'no thank you' to any dessert.*

*Notes:*

PREVIEW PROGRAM ONLY  
NOT FOR USE  
PLEASE PURCHASE

## Just For Fun

How do I like my eggs?  
Ummm....In a Cake!





Music...

## Apron Heart Strings ...Sing Along!

"Sing unto the Lord a new song!"

-Psalm 147:1

*Choose melodies that pull the Apron Heart Strings of guests young and old. Mix decade eras, Christian, secular, silly, serious. Enjoy music throughout the entire event. We give a variety of suggestions. Use imagination and sweet music memories to design a unique song time.*

Play pre recorded background music as guests arrive. Non vocals are best when mixed with party conversation: Christian CD's, Broadway show tunes, classical music, soft jazz or Disney music.

*If your community has amateur/professional musicians willing to perform, ask them to be part of the festivities. Think about asking a violinist, guitarist, harpist, pianist or ensemble (string quartet) to perform as guests arrive and as they enjoy dinner.*

Sing fun songs and familiar Christian choruses after dinner. Sprinkle music throughout the program whenever you desire.

Ask a pianist to accompany the group.

Choose familiar songs.

Print lyrics in a printed program.



## Praise and Worship Songs

Choose contemporary Praise and Worship songs that are familiar and popular with your group.

*Give Thanks With A Grateful Heart (a great chorus before the meal)*

## Hymns

Christians of all ages enjoy being reminded of the old hymns of faith. Choose a few favorites everyone will remember.

*Blest Be The Ties That Bind  
Bind Us Together Lord*

## Children's Songs

Jesus Loves Me  
Awesome God  
I've Got The Joy, Joy, Joy (Down In My Heart)  
O' How I Love Jesus  
The Teddy Bears' Picnic (see pp 49-51)

## Musical Talent

Invite one or more people to sing or play instruments during the formal program. Insert their music randomly as a special treat.

## Notes:



## Fun Song Suggestions

Here are lyrics to familiar old song melodies. Sheet music can be purchased online or, if the tune is familiar, may be sung a capella. Check [www.musicnotes.com](http://www.musicnotes.com) for piano sheet music at a good price.

### I've Got No Strings

I've got no strings to hold me down  
To make me fret  
Or make me frown  
I had strings but now I'm free  
There are no strings on me!

Hi-o the merri-o  
I'm as happy as can be  
I want the world to know  
Nothing ever worries me

I've got no strings so I have fun  
I'm not tied up to anyone  
How I love my liberty  
There are no strings on me.

### I Love You A Bushel and A Peck

*by Frank Loesser, 1950*      *sung by Doris Day*

I love you a bushel and a peck  
A bushel and a peck and a hug around the neck.  
A hug around the neck and a barrel and a heap  
A barrel and a heap and I'm talkin' in my sleep  
About you, about you  
'Cause I love you a bushel and a peck  
You bet your pretty neck I do.

A-doodle-oodle-oo-doo, A-doodle-oodle-oodle-oo-doo  
I love you a bushel and a peck  
A bushel and a peck though you make my heart a wreck  
Make my heart a wreck and you make my life a mess  
Make my life a mess, yes, a mess of happiness  
About you, about you  
'Cause I love you a bushel and a peck  
You bet your pretty neck I do.

A-doodle-oodle-oo-doo,  
A-doodle-oodle-oo-doo  
A-doodle-oodle-oo-doo,  
A-doodle-oodle-oodle-oo-doo



## Sentimental Journey

by Bud Green, Les Brown, Ben Homer, 1945

Gonna take a sentimental journey  
Gonna set my heart at ease  
Gonna make a sentimental journey  
To renew old memories

I've got my bag, got my reservation  
Spent each dime I could afford  
I'm like a child in wild anticipation  
I long to hear that "All aboard"

Seven, that's the time we leave, at seven  
I'll be waitin' up for heaven  
Countin' every mile of railroad track  
That takes me back

I never thought my heart could be so 'yearny'  
Now, Why did I decide to roam?  
I'm gonna take that sentimental journey  
Sentimental journey home.

PREVIEW PROGRAM ONLY  
NOT FOR USE

## A Dream Is A Wish (Your Heart Makes)

Disney Chorus from "Cinderella"

A dream is a wish your heart makes  
When you're fast asleep  
In dreams you will lose your heartache  
Whatever you wish for you keep.  
Have faith in your dreams and someday  
Your rainbow will come smiling through.  
No matter how your heart is grieving  
If you keep on believing  
The dream that you wish will come true!



## Heart Of My Heart

*Words and music: Ben Ryan, 1926 Sun by The Four Aces*

Heart of my Heart, I love that melody  
Heart of My Heart brings back a memory.  
When we were kids on the corner of the street,  
We were rough and ready guys  
But Oh! How we could harmonize  
Heart of My Heart  
Meant friends were dearer then  
Too bad we had to part.  
I know a tear would glisten if once more I could listen  
To that gang that sang, "Heart Of My Heart".

More Songs To Sing:

PREVIEW PROGRAM ONLY  
NOT FOR USE  
PLEASE PURCHASE

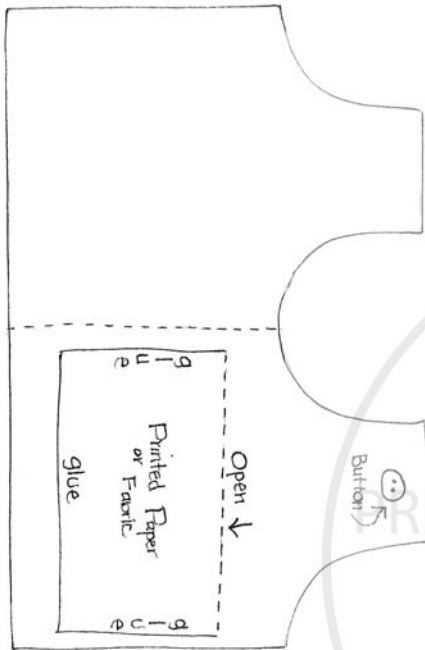


## Make A Memory

# Keepsake Program

## "Happiness is... Wearing an Apron!"

Make a "take home" printed keepsake. Include order of events, songs, quotes! While not necessary, it is a nice addition.



### Cover

Copy the program on card stock. Decorate like an apron. Enlarge the sample graphic. OR, if a Pinterest fan, search 'apron party invitations' and find lots of cute ideas.

### Trim

Consider scraps of fabric, ribbon and buttons. Attach with white glue. Use a variety of prints and colors or create matching trims on all printed programs.

### Printed Information

Include the menu, committee members, kitchen crew and servers. Add song lyrics, artistic touches, quotes, Bible verses and the title of each program segment.

### Be Creative!

This is an opportunity to create a lovely keepsake to be treasured in scrapbooks and memory trunks for many years. Design a piece of paper art worthy of the occasion.

### Notes:





## Welcome The Guests Apron String Greetings!



BE HAPPY!  
IT DRIVES  
PEOPLE  
CRAZY!

Seat guests informally at prearranged tables.  
Be sure families and friends sit together.

Encourage guests to get to know  
one another by playing table games.  
Team up to answer the questions.

Furnish small prizes for each successful group.  
Prizes may be Hershey Kisses,  
Mini candy bars or tiny gifts.

Give the prizes to guests as they win.  
Secret: Let EVERYONE win at least once!

**Use these table games  
or find games your group enjoys.  
Copy as many desired on colorful paper.**



## I've Never!

**The Object:** People get to know one another better. As in all great games, the winner is determined by eliminating everyone.

**To Play:** Everyone at the table holds up ten fingers. Start at random. Work around the table by having each person share something they have never done (i.e. "I have never worked at a restaurant".) Whoever HAS worked at a restaurant has to put one finger down. The game is played until everyone is eliminated except for one person.

*Several rounds can be played with no repeats allowed.*

## Ask Me Anything

Print one copy of these questions. Pass the questions around the table. Either choose one person per question or open the answers to everyone. No wrong answers!

1. What was your favorite toy growing up?
2. Which historical person would you like to be friends with?  
—other than Jesus!
3. What's your favorite thing about one of your grandparents?
4. Which TV family is most like your own?
5. Which of the seven Dwarfs is most like you?

Grumpy, Sleepy, Doc, Happy, Dopey, Sneezy, Bashful

6. If someone made a movie of your life would it be a drama, comedy, romantic comedy, action film or science fiction?
7. Who was your worst teacher? Why?  
Who was your best teacher? Why?
8. Who would you like to live like for a day?
9. If you had to live in a different state, what would it be? Why?
10. What is your favorite smell in the whole world?



## Tray Game

**Place common items on a large tray.** Cover the tray with a towel. Carry it to each table where the guests view the items for one minute. Cover the tray and move on. Their task is to write down as many of the items as possible in a numbered list. This can be accomplished as a table team or individually. Give a small prize to each winner.

## Alphabet Name Game

Each guest prints the alphabet down the left side of a piece of paper. They choose one letter (ANY LETTER) of the alphabet to print next to the letter A. Whichever letter they choose, they continue to print the alphabet from that point, in order, to the end. Once they have their two letters side by side, the Alphabet Name Game begins.

Example: A E (Albert Einstein)

*The game player thinks of a person, famous or non famous, who has those initials. They write the person's name next to the letter. Each full name is worth 1 point. The players with the most points win small prizes at the end. The most anyone can earn is 26 points, of course.*

## More Games To Play:



# Apron Strings



**...give us wings and other things!**

**"Always be eager to practice Hospitality."  
Romans 12:13 nlt**



## Tips For A Cozy Program!

FUN FOR GALLS OF ALL AGES.  
NO MEMORIZATION.  
ADJUST MATERIAL AS DESIRED!

Make as many printed copies as needed  
from the Master Copy.

Consider time limitations.

If a guest speaker has been invited,  
use a few segments instead of all of them.

Encourage participants to communicate clearly.  
Provide microphones.

No rehearsal is necessary.

The participants follow directions in their segment.  
The after dinner program comes together on the spot.

Confirm participation with each person.

**"Apron Strings" is a blend of homespun wisdom,  
sentimental memories, a touch of humor and inspiration.  
Choose the best and enjoy the event.**



## Apron Strings At A Glance!

An Apron-y Welcome:      Hor d'oeuvres  
Background Music and Games



Pre Dinner Introduction:  
There Once Was A Woman...And An Apron

Apron Strings Banquet  
Mmm, Delicious ~

After Dinner Introduction: Aprons, Aprons, Aprons

- PREVIEW PROGRAM ONLY  
NOT FOR USE  
PLEASE PURCHASE
- 1 Eve's First Apron
  - 2 Teddy Bear Picnic
  - 3 Cutting The Apron Strings
  - 4 Super Mom!
  - 5 Aprons On Parade
  - 6 A Penny In My Apron Pocket
  - 7 When Papa Made Popcorn
  - 8 Weeds Are The Real Enemy
  - 9 The Aprons Of Our Lives


Conclusion: Keep Calm And Be The Proverbs 31 Woman



## Pre Dinner Introduction: There Once Was a Woman...And An Apron

Sit, relax, eat. Enjoy great conversation. And laugh. We should enjoy laughter while we are together.

*"Her children rise up and call her blessed..."*. (Proverbs 31:28a) ...is a compliment all mothers desire. Imagine every day 'mom' sacrifices being recognized and invisible work rewarded with a 'well done' by the people who mean the most in life.



Once, a girl named Sue had ten children. Ten children! She and her husband didn't agree on much. From finances to politics, they argued constantly. He disappeared for long periods of time over small arguments and ended up in prison. There she was, alone with those ten children. **And they were loud!**

That was sad enough but she was sick most of her life. Nine other children died early. When she was young, Sue promised the Lord that for every hour she spent having fun, she would spend an hour in prayer. Then came the wandering husband, the house, the children, the 'no money', 19 pregnancies and all that illness. She worked the gardens, milked the cow, home schooled the children and managed the entire house herself.

**Anybody want to trade places with her?**

It would be understandable if she backed off on her promise to the Lord. But she did not! She gave the Lord two hours of prayer every day. Can you imagine her struggle to find (as the old song says) "A quiet place, far from the rapid pace where God can soothe my troubled mind"? She had a brilliant idea. Listen to this: **She told the children that when her apron was over her head, that meant she was praying and couldn't be disturbed!**

*Sue's story might never be known to anyone but the Lord and her children, except for one thing. Her life greatly inspired two of her sons. They both said their mom, Susanna, influenced them more than any other person.*

John and Charles Wesley became powerhouses for the glory of God. John preached to nearly a million people in the 1700's. He brought revival everywhere he traveled and taught the Word of God. Charles wrote over 9000 hymns, many we still sing today!

***Who says aprons are not important? Not me!***



## After Dinner Introduction:

### Aprons, Aprons, Aprons!

"I love aprons because they remind me of my mother."

— Joyce Cheney



**Aprons, Aprons, Aprons:** The female fashion statement of generations from Eve's handmade apron in the Garden of Eden to Alice In Wonderland's white pinafore to the white full white cover up's of talented culinary chefs.

Today, aprons are pretty accessories, precious memories carefully washed, mended, ironed and tucked in long forgotten drawers along with the beautifully embroidered cotton handkerchiefs from great grandmother, nana and mama. These days, we wipe our hands on t shirts and denim jeans and blow our noses into paper tissues or, in an emergency, paper towels.

Back "in the day", women wore handmade dresses they wanted to keep clean as long as possible. Aprons saved steps. Aprons became baskets, potholders and towels. Soft aprons became great furniture dusters. On occasion aprons even wiped tears from dirty little faces.

Someone said, "I remember my mother looking in the weekly newspaper to find a new apron pattern. She was so proud of her new aprons. They were as important to her as a new dress." ~Anonymous

"Every apron has a story to share, a tale to tell. Aprons are part of the fabric of our lives and the story-threads that are woven together need to be shared. It's more than wearing an apron, more than choosing just the right apron. It's about the memories that flood back when seeing a apron, remembrances of your own childhood or the days when your little one tugged on your apron, seeing clearly that mother who loved and cared for you from behind her apron."  
(From: Linda, blogger)

Come with me on a nostalgic trip down memory lane. Whether you are 9 or 99, aprons are a unique piece of everyday life. It is time to honor these simple bits of fabric in the best way we can...we will TALK ABOUT THEM!





## Tips For Creative Program Planning

The segments may be used in any order.

Plan guest participation before the event.  
They may read their segment.  
Use everyone of every age available.

Adjust or Omit as desired.  
Make the event your own!  
Add your creative touch!

Insert musical talent.

Surprise the guests along the way.

Give Gifts Generously.

Treat each guest as a VIP!

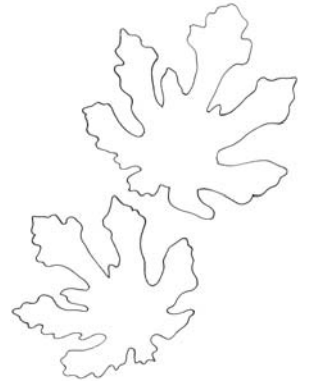


# Eve's First Apron

Loosely based on Genesis 3

"Adam and Eve made for themselves aprons of fig leaves...."

*One gal, any age, portrays a modern version of Eve in the Garden of Eden.*



**Costume:** A full kitchen apron covered with paper fig leaves. They may be colorful paper leaves stapled onto the fabric. (See fig leaf pattern.)

**Eve:** (Enter modeling fig leaf apron) Does this look good on me? I found fig leaves in the garden. I put them all over myself to keep "prying eyes" ...Adam...from looking at me! I covered Adam too. It was only right.

It's not a pretty story but I did get a pretty apron. It all started during harvest in Eden. Adam and I collected the most delicious fruit from all the trees. We stayed away from the only tree God said we should not eat. From a distance, the fruit looked so wonderful.

There was this snake that took me off to one side. He talked me into taking a bite. He said, "You aren't going to die if you eat it. Come on, don't be a wimp, take a bite, just one bite."

I bit. I'm sorry. I gave Adam a bite too. Suddenly everything changed. I looked naked. Adam looked naked. It wasn't a pretty sight. We felt awful inside. We didn't want to run into God walking in the garden in that condition so we made figgy aprons and hid.

Sure enough we heard God walking in the garden in the cool of the day. He called, "Where are you?" Adam peeked from the bush and said, "I heard you in the garden and I was afraid because I was naked; so I hid."

God said, "Who told you that you were naked? Did you eat that fruit? Didn't I warn you about that fruit?"

Adam, the dirty rat, said, "She did it. It was Eve! She gave me fruit from that tree and I ate it. Her fault! Don't look at me."



God looked at me. "What did you do?" I pointed to the tree but the snake was gone. I said, "It was the snake. He faked me out. I ate it."

And that's when all the trouble started.

God was not a happy camper. He gave us a list of awful things that were going to happen to us. By the way, I apologize to all of you because you have lived with my bad, very bad, horribly bad decision in the garden.

Oh well, live and learn.

The Lord God made real clothes for us from animal skins. I guess he thought our figgy aprons were too flimsy ...and a little open in the back. While He sewed, He talked. "You have disobeyed and you cannot ever reach out and take fruit from the tree of life and live forever. Out you go.

No more Garden of Eden.

We were kicked out of our beautiful Garden of Eden. We never got to walk and talk with our Friend, our Creator, in the same way. He drove us out on the east side. Looking back we saw fearsome angels with a flaming sword flashing back and forth to guard the way to the tree of life. We were too afraid to step foot in Eden ever again. I am homesick for my garden.

We make good use of our aprons. Adam is a farmer as God commanded. He is not very good at farming and digs that dusty earth to get food as best he can. I cook and clean. I wear my apron every day.

By the way, does this look right?

Exit





# Teddy Bear Picnic

"Today's the day the teddy bears have their picnic."  
-Lyrics "Teddy Bears' Picnic"



**1 Grown Up Dreamer, Dreaming of Days Gone By:** Apron, lean on a wall or podium, remembering days gone by when a Teddy Bear Picnic was everything a girl could imagine on a hot summer day. Observing the girls' picnic from a distance as if in a 'dream'.

**2 Little Girls:** Oversized aprons tied high under their arms with big bows in back. The girls enjoy an outdoor picnic with their bears. As the speaker talks, the little girls pretend to serve each other, pour drinks, serve the bears, rearrange seating....anything to mimic a pretend picnic.

**They do not speak. They are part of the 'dream'.**

**Props:** Picnic supplies: Tablecloth spread on floor or small table, wild flowers in a jar, cookies on a plate. Two large teddy bears....also wearing large aprons.

**Song:** "The Teddy Bears' Picnic", This can be sung by audience, solo (perhaps the grown up Dreamer herself), played online by various artists or, video on large screen. You choose! No music option? Read the words!

If unfamiliar with the melody, check out the YouTube video! Piano sheet music (Easy Piano) available at [www.Musicnotes.com](http://www.Musicnotes.com)

If you go out in the woods today  
You're sure of a big surprise  
If you go out in the woods today  
You'd better go in disguise.

For every bear that ever there was  
Will gather there for certain, because  
Today's the day the teddy bears have their picnic.

**CHORUS:** Picnic time for teddy bears,  
The little teddy bears are having a lovely time today.  
Watch them, catch them unawares,  
And see them picnic on their holiday.  
See them gaily dance about.  
They love to play and shout.  
And never have any cares.



*At six o'clock their mommies and daddies  
Will take them home to bed  
Because they're tired little teddy bears.*

*If you go out in the woods today,  
You'd better not go alone.  
It's lovely out in the woods today.  
But safer to stay at home.*

*For every bear that ever there was  
Will gather there for certain, because  
Today's the day the teddy bears have their picnic.*

**CHORUS**

*Every teddy bear, that's been good  
Is sure of a treat today  
There's lots of wonderful things to eat  
And wonderful games to play.*

*Beneath the trees, where nobody sees  
They'll hide and seek as long as they please  
Today's the day the teddy bears have their picnic.*

**CHORUS**

**Dreamer:** It's a wonderful day to stroll in the woods. Grab your favorite teddy bear, a basket of goodies and set off for a Teddy Bear picnic.

Don't forget your apron!

When I was a little girl, my best friend and I visited a tiny meadow in the woods behind our houses. The grass was tall and the wild flowers grew with abandon. We picked daisies and played "He loves me. He loves me not" until the daisies were broken white petals around our feet.

We carried our wicker basket filled with butter sandwiches, apples and cookies. We wore our mothers' best aprons and invited our favorite teddy bears. We sang "The Teddy Bears' Picnic" at the tops of our voices. Giggles, hugs, apron bows and summer breezes.

If I close my eyes, I still see the scene. I smell the grass and feel the apron tied high on my waist. I wanted to be like mama. Her aprons went with us on picnics just in case the egg salad tipped or the sweet tea sloshed.



I cleaned Teddy's face with my apron because that's what mama did the day I slipped in the mud at that picnic. I tied a big apron around Teddy so all of us could look like mama.

As the years passed, mama's aprons were tucked away in a small cabinet in my attic. I am grown up now. My little friend grew up too. I don't discover meadows in the woods. I drive. I send text messages. I order 'take out' on busy days so aprons aren't needed at all. My teddy bear is tucked away in white tissue paper so it won't get ruined.



Time for a change! This dream has given me an idea...a wonderful idea! I can find that old meadow. My friend is just a phone call away. We can unwrap our teddy bears and wrap ourselves in Mama's old aprons. We can bring those days back for a little while.

I wonder if the daisies still grow in the meadow. How does that daisy game go again? "He loves me. He loves me not."

Exit





# Super-Mom!

## An Apron Is Just A Cape Worn Backwards

**Apron Cape:** Check [www.amazon.com](http://www.amazon.com) and [www.ebay.com](http://www.ebay.com) to find a variety of Super Mom aprons. Or wear a Superman costume cape. (Lengthen ties if necessary.)

**Super Mom:** (Choose the comedienne of the gang!) Enter the area looking a bit bewildered and lost. Wear the apron backwards, over shoulders, tied in front.

Am I in the right place? I get so confused these days. I got up at 5:00 a.m. today and I haven't recovered from the shock. My day started with making breakfast for a toddler who can't make up her mind if she wants to eat or throw the blueberries on the floor.

I packed lunch boxes for school. I fought with the entire household to "get up before I have to come in there"! My husband was the toughest guy to convince. The toast was burned and the eggs were...well, they burned too. I don't care. Nobody wanted to eat anyway. They all wanted pancakes.

The worst part is that I can't find my apron. It disappeared. That was the last straw. I 'lost it'. I yelled. I screamed. I accused every kid in the place of stealing my apron. Do I know how to clear a room? It got really quiet.

Thinking back, I started family life with such good intentions. My rules were clear: Dinner at 6:00 PM sharp. Clean sheets once a week. Never get angry. Wear make up when hubby gets home. Read Bible stories to my freshly bathed, sweet smelling children each evening. On and on it went. I read a book that taught I would be a failure if I could not complete the 'Martha Stewart' list of daily tasks.

I think my first clue that something was terribly wrong was the day I could not fold that fitted bottom sheet with perfect tucked in corners. So, I jumbled it up and shoved it under the bed until I needed it. Then I got an 8 to 5 office job. **Loved the job but no more Super Mom.**





Did I mention I give myself little pep talks? Let me tell you, I should write a book. I am going to call my book "Super Mom, Super Woman, Super Tired". I have important advice I want to share. Here we go:

*Motherhood has the greatest influence in human life...just make sure when you really, really want to slap someone, shout 'mosquito' when you do it.'*

*I often walk a fine line between "super fun" mom and "kinda-psychotic-maybe-we-should-call-the-authorities' mom."*

*There will be so many times you feel like you've failed. In the eyes, heart and mind of your teenager...you have.*

*If you have time to put your feet up to read a book and drink iced tea, you should be putting the load of wash into the dryer.*

*It is not enough to close the bathroom door. You must lock it too.*

*Sometimes it's not the mountain you conquer but cleaning the mound of toys in the bedroom that makes a difference for humanity. At least it helps your sanity.*

*I overheard my child telling a friend: "There is a legend that if you go take a shower and scream "Mom" out loud three times, a nice lady appears bringing the towel you forgot. I think we have one of those at our house."*

*Murphy's Laws for Moms: If you wear black, they will have a runny nose. If you wear white, they will have muddy hands. If you put on fresh socks, you will immediately step in whatever was spilled. If you are tired, they will not be. If you love them, you will see the beauty in it all.*

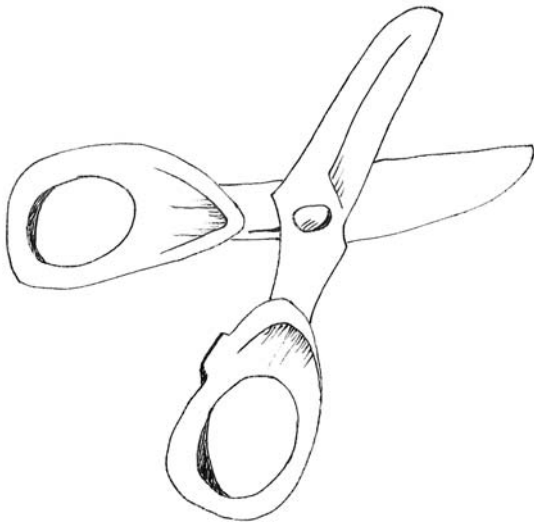
*Did you ever notice that MOM spelled upside down is WOW?*

Sshh, don't tell anyone but I think I might be a Super Mom. After all I am faster than a sugar-amped toddler. More powerful than any tantrum. Able to read thoughts of sneaky children.

You know what they say: "An apron is just a cape worn backwards".

Turn around and let audience see the apron before exiting.





## Cutting The Apron Strings

"It's time to cut the apron strings."

Mother and Daughter: *One mother and teen daughter. Mother is carrying a lovely wrapped gift. (Inside the box is a tissue wrapped apron and a pair of scissors. The apron should be inexpensive because the strings will be cut at the end of this segment.)*

Mother: Sweetheart, I'm sorry for the trouble I caused by forcing you to practice the piano all those years. It's just that you have so much talent. A friend told me, "the only people who regret stopping piano lessons are adults who wish they had continued". I worried that you would not feel confident as a woman if you let that talent slip through your fingers.

Daughter: *(To audience)* I began playing piano when I was about six years old. When I was fourteen, I wanted to start doing things besides practice piano. Practicing became a bad experience because my mom and I fought about it every single day.

Mother: I sat at the piano with you when you were little to encourage you as you practiced. Every parent has to do this and it worked well for many years. We talked and laughed and played the piano. I was determined to be a good mother and to make you do what I demanded.

Daughter: Mother, you said, "Now play it this way or that way." One day I listened to you shouting those words at me. What was helpful when I was six was now pecking away at our love for each other. I hated those words.

Mother: The day has come to let you go. You have talent given to you by God to do with as you please. Play the piano, don't play the piano. Listen to music, teach music, avoid music. From this day forward the decision is yours. I offer my deepest apologies for clinging too tightly and making both of us unhappy.



Daughter: You really mean it? Thank you! I feel honored that you trust me to make good decisions.

Mother: I have a very special gift to give you so you never forget this day. Open it.

Daughter: (*Opens gift~Shows audience*) A pair of scissors? An apron? Well....thank you....I think. I have always loved your apron. Instead of piano, we are going to start sewing? Cooking? Oh dear, I don't think I can....

Mother: Look closer, dear. It is time to cut the apron strings. There are several times in life when that time comes. The first day of kindergarten when you turned and waved goodbye from the bus was the first time my heart said, "let her go". I tried again the day you rode your bicycle alone the first time. "Look at me, mom! I can do it by myself!"

There are other days to cut the apron strings. Graduation, college, a wedding, a new baby, the day I say goodbye. God, in His great wisdom, gave us roots to grow and gave us wings to fly. It is time for you to fly.

Daughter: Should I cut the strings?

Mother: You cut one and I will cut the other one.

Cut the apron strings so the audience can see it happen.

Mother: Tuck that broken apron away and whenever you feel like we made a mistake, whenever you start getting scared because maybe you don't really want the strings cut, remember you are strong. It's like the day I taught you to walk-I will be far enough away to let you try but always close enough to catch you.

Daughter: Mom?

Mother: Yes?

Daughter: I love you.

Exit



# Aprons On Parade

## From the Rabbit Hole to the Kitchen

"It gets curiouser and curiouser."

-Alice "Alice In Wonderland"



'Aprons on Parade' comes together at the last minute. Invite aproned people to line up. Show off aprons in a parade through the tables. Ask one person to lead the parade. Play music.

Narrator: (Before the Parade begins) Ever since Alice fell down the rabbit hole in her white pinafore, aprons have been something of a fashion statement. That bib was her most delightful expression of herself. It was a signpost between traditional girlhood and the willingness to adventure on her own as a grown up.

Lewis Carroll's classic "Alice's Adventures in Wonderland" reminds us that an apron, like a purse or the perfect pair of shoes, is a thing of beauty and individuality. It can change a look at a moment's notice.

No wonder we love aprons! They don't just protect from splatter, grease and juice; aprons feature personality and choices. There is a difference between the 'fun' apron and the 'funny' apron—you know, the ones with naked folks printed over the wearer. That's a joke. It is best avoided lest the joke be on you.

Aprons come in all shapes and sizes. They look different from year to year and from interest to interest. Hobbies, careers, simplicity, cute sayings, beautiful sewing are all fair game when wearing an apron.

"Curiouser and curiouser," as Alice might say. Not at all. In an apron of your own choice, you can feel like yourself. It is simply a matter of taste. Let's show off some of the aprons worn among us today.

The Narrator 'wings it' with comments and compliments as the parade begins. Name names, mention colors, style and other interesting quotes as everyone moves. It is casual and offers lots of laughter.



# A Penny In My Apron Pocket



Speaker of any age: *Wear apron with two pockets.*

*One penny, one nickel, one dime in one pocket.*

I hear the rumor that pennies are not worth the copper they are stamped on and they may be retired and melted down. What a shame. I will miss the penny in my apron pocket.

*"A penny for your thoughts."* Sometimes a penny for my thoughts seems a little pricey. My thoughts aren't important most of the time. A friend said *"A penny for your thoughts, a nickel for a kiss. A dime if you tell me you love me."* So look what I added to my apron pocket. *(Show a penny, a nickel, a dime.)*

Wonderful thoughts come from the Lord. I am often reminded of verses I love: "For my thoughts are not your thoughts, neither are your way my ways," declares the Lord." Isaiah 55:8 "Whatever is true, whatever is honorable, whatever is just, whatever is pure, whatever is lovely, whatever is commendable, if there is any excellence, if there is anything worthy of praise, think about these things." Philippians 4:8 "How precious to me are your thoughts, O God! How vast is the sum of them!" Psalm 139:17

I made a game...just for me! There are times I think of my blessings. A song plays on the radio that touches my heart. As soon as I realize I have been given a wonderful thought, I take my penny and switch it to the other apron pocket.

Each time someone gives me a kiss or I give a kiss to someone I love, I switch my nickel to the other apron pocket.

Best of all are the days when I hear those three magic words or say the magic words, "I love you". I reach for my dime and switch apron pockets right away.

Who says aprons are just for kitchen work? No one I know! My apron is a daily reminder that pennies, nickels and dimes, thoughts, kisses and love are a real part of life and we should never forget it!

EXIT





# When Papa Made Popcorn

## Cooking Demonstration: A Recipe For Greatness

*Two Speakers: Two people presenting a popcorn making demonstration...Grandfather style. Reminisce about Papa's unique cooking techniques and old fashioned wisdom. Wear big, old, 'seen better days' aprons. Divide speaking parts between participants.*

*Props On A Table: Large metal kettle with lid, clear jar of popcorn kernels, bottle of vegetable oil, real butter on plate, salt, popped popcorn, bowl.*

*Option: Individual bags of popcorn.*

*Hand out the popcorn bags during this segment.*

When my Papa got out his big, old apron, We knew fun was coming. Once or twice a year Papa made Grandma's kitchen a mess...a mess of happiness. This is how he did it with his favorite ingredients. And his wisdom!

### One Stove

Papa's stove was big and old. He always said, "If it ain't broke, don't fix it." The stove was heavy and polished to a perfect shine. Until Papa took over.

### One Apron

Our Papa had an apron that was handed down to him from his papa. It was big and kind of greasy. It had a rip in one corner and the hem was completely gone. It kind of looked like our Papa. You know...comfortable. It had a big pocket with a huge hole in the bottom. He would forget every time and put stuff in the pocket that fell on the floor. He used to say, "Always put your trouble in a pocket that has a hole in it." He wrapped himself in that old apron and Grandma said, "Lord have mercy, he's going to wreck my kitchen."

### One Old Kettle

One Christmas we bought him one of those fancy popcorn makers to make his life easier and neater. He thanked us kindly, put it in the cellar and used his big pot to make popcorn. He didn't need newfangled inventions. He like the old stuff. It didn't cost anything and it was already in the pantry. *"The older you get, the more you realize that it isn't about the material things. It's about our hearts and who they beat for every day."*



#### Vegetable Oil

If I was very, very careful, Papa let me pour the oil in the kettle. Not too much, not too little. Just enough. I got it wrong a few times but he never got angry. Eventually I learned the perfect amount and got the best compliment, "Well done, girly. Well done." That's what I loved about him. He appreciated a job well done.

#### Popcorn

Papa once met the famous popcorn maker, Orville Redenbacher, at his Indiana farm. The famous man opened the shop door himself and welcomed Papa in to browse the shelves of popcorn. Papa always admired a man who opened his own door. He bragged that from that day on, he only bought the best gourmet popcorn. "Buy the best," he advised. "Papa's my name and spoiling's my game."

#### Butter and Salt

Papa let the oil bubble and soon we heard the wonderful popping sounds under the lid. It smelled so good. He opened the lid when the popping stopped and said, "Not done yet". He carefully mixed just the right amount of melted butter and sprinkles of salt. "Never leave a job half done. If it's worth doing, it's worth doing well."

And then Papa's Popcorn was ready to eat. We grabbed big bowls and filled them to overflowing with his wonderful recipe. He was proud and we were delighted. He wiped his hands on that old apron and Grandma shook her head. Her kitchen was a horrible mess but she was smiling.

Every time I eat popcorn I think of Papa, his old apron and his wisdom.

EXIT

**Just For Fun:** Papa was reminiscing about the good old days. He said, "When I was a lad, my mother sent me down to the corner shop with fifty cents. I came home with five pounds of potatoes, two loaves of bread, three pints of milk, a pound of cheese, a box of tea and half a dozen eggs. You can't do that now. Too many nosy security cameras!"



## Weeds Are The Real Enemy

"Why try to explain miracles to your kids when you can just have them plant a garden."

--Robert Brault

*One Sarcastic Speaker: Dress in gardening clothing with a full apron. Carry gardening tools and wear a large gardening hat.*



Gardeners know all the dirt. It's a place where I find myself when I need to lose myself. All my friends think their gardens are the most beautiful. I let them think that but we all know that my garden is the best.

You know why? I am an expert weed remover. I am like a machine! I have heard every excuse for not weeding in the book. They say it so sweet: "A weed is but an unloved flower. No life is without difficulties, no garden is without weeds. May all your weeds be wild flowers."

Not me! If I didn't plant it, it's outta here! I posted a sign in my front yard last summer..."Weeds For Sale: Pick Your Own!" Nobody thought it was funny except me. I was in a gardening club once. My nickname was 'Snapdragon'.

I wear an apron when I garden. Not many folks do that anymore. I love my garden apron. It reminds me that I am cleaning up an important part of my life.

Here's my gardening philosophy, "Give a man a fish, he eats for a day. Teach him to fish, he eats for a lifetime. Teach him to garden and the whole neighborhood gets tomatoes. And squash. And cucumbers. And....well, you know what I mean.

I know you won't believe me but sometimes I listen to the weeds sing! I do! Sometimes I sing along. Here are my TOP TEN favorites.





10. *I beg your pardon, I never promised you a rose garden*
9. *Please release me, let me go*
8. *Where have all the flowers gone?*
7. *I will survive! I will survive!*
6. *I don't know why you say goodbye...I say hello*
5. *And when I die, when I'm dead and gone,  
there'll be one weed born to carry on*
4. *You don't bring me flowers, you don't sing me love songs*
3. *Ain't no sunshine when you're gone*
2. *I feel the earth move under my feet*
- and of course, my all time fave;*
1. *Good morning star shine, the earth says hello!*

When I started gardening, I wanted to grow my own food but I couldn't find any bacon seeds so I ended up planting tomatoes and discovered I loved them! Cheaper too!

Okay, so my garden is not exactly the 'Garden of Eden' but it's MY little paradise. And **weeds are the real enemy**. Just wanted you to know! Happy Gardening. Wear an apron next time, will ya? I can only do so much.

Exit



# The Aprons Of Our Lives

"Wear pearls with your apron and you're dressed up enough."

**Narrator:** Choose one or two speakers who speak for the models.

**Models:** Line each participant across the staging area. They stand still, posing separately facing the audience. Narrator or narrators walk from model to model and describe them.

**Narrator:** We have traveled through time and memories that took us back to homes where we grew up. My guess is that as we meandered through our old apron drawers, you can picture the rooms and the pegs where these aprons hung for years.

**Child In Bib:** (Carried by mom) Maybe the bib is the best apron of all. It protects from dribbles and drools AND we get cuddled. We eat our favorite foods while we learn our first words. Who can forget the first plate of spaghetti and the traditional Birthday cake smash at age One under the bib.

There are delicate bibs passed through generations and plastic bibs that don't survive the first wash. It's still the favorite gift at baby showers with messages shouting: I AM GRANDMA'S FAVORITE, MY DAD IS COOLER THAN YOUR DAD, SPIT HAPPENS, IF YOU CAN READ THIS-I HAVEN'T EATEN YET. Yes, the baby bib is one of the important aprons of our lives.

**Children in Pinafores, Cooking Aprons, Oversized Aprons:** (Carry Cook Books) Who says aprons are for grown ups. Every child asks, "When can I wear an apron?" We gradually realize how sweet our children will look in their own version of mama's apron. Frilly or sporty, they love to say "Tie my bow in the back, mommy."

Boys love aprons. Some of our best chefs are men who credit grandma and mom for pushing their chair up to the floured table to knead bread and bake cookies. Girl or boy, the perfect accessory? Mom's cookbook. "Teach me to cook like you, mama."



**Young Woman in Apron, Dressed up, Pearls:** There comes a point in life where the clothes make the woman...or so we think. This is the time of life when we want to be seen and not hidden...by an apron!

School, high level careers, bridal dresses, meals on the run take center stage. But for young women who love aprons, great riches await. The gift of heritage, knowledge, skill and love. You know what they say, "Everyone loves a woman in an apron."

**Grandmother In Apron (Carries Wooden Spoon) ~ Granddaughter NO Apron:** Notice our lovely lady in the apron has lost her cookbook. She doesn't need it any more. She has survived years of following the recipe to the teaspoon. Today she tosses ingredients into a bowl and leaves parts out. When her grandchild says, "Gram, tell me how to make that", she says, "Oh, I just add a little of this and a little of that. Watch me. It's easy!"

*Grandmothers in aprons remember the good, old days.  
The strings were tied, its freshly washed, and maybe even pressed.  
For Grandma, it was everyday to choose one when she dressed.  
The simple apron that it was, you would never think about;  
the things she used it for, that made it look worn out.*

*She may have used it to hold some wild flowers that she'd found.  
Or to hide a crying child's face when a stranger came around.  
Imagine all the little tears that were wiped with just that cloth.  
Or it became a potholder to serve some chicken broth.  
She probably carried kindling to stoke the kitchen fire.*

*To hold a load of laundry or to wipe the clothesline wire.  
When canning all her vegetables, it was used to wipe her brow.  
You never know, she might have used it to shoo flies from the cow.  
She might have carried eggs in from the chicken coop outside.  
Whatever chore she used it for, she did them all with pride.*

*When Grandma went to heaven, God said she now could rest.  
I'm sure the apron that she chose, was her Sunday best.  
~ Tina Trivett*



Grandmother's apron is the colorful bit of cloth that is given between white tissue as a wedding gift to her granddaughter. The message between grandmother and granddaughter is silent and secret. The first time the young bride wears Grandmother's old apron, she thinks, "I hope I make my grandma proud."

Grandmother takes off her apron and ties it onto the granddaughter standing next to her and hands her the wooden spoon.

**Narrator:** These are the "Aprons of Our Lives". There are many more aprons worn by children, women, men. Who could have imagined that such a small bit of material could become such an important part of our lives. God bless us every one!

Exit

PREVIEW PROGRAM ONLY  
NOT FOR USE  
PLEASE PURCHASE

**Just For Fun:** It will be a long time before someone invents something that will replace the old apron that served so many purposes. Grandma used it to set her hot baked apple pies on the windowsill to cool. Her granddaughters set theirs on the window sill to thaw. They would go crazy today trying to figure out how many germs were in that old apron. I don't think I ever caught anything from an apron!



## Conclusion: Keep Calm And Be The Proverbs 31 Woman!

**One Speaker:** (*Wear an Apron*) We all know the famous William Shakespeare quote, "Though she be but little she is fierce." The Proverbs wife and mother was fierce.



*Can anyone find this fine, upstanding woman?  
She is worth much more than rubies!  
She is clothed with strength and dignity  
She laughs without fear at the days to come.  
When she speaks, her words are wise.  
She gives instructions with kindness.  
She carefully watches everything in her household  
and suffers nothing from business.  
Her children rise up and bless her,  
Her husband praises her and says,  
"There are a lot of wonderful women  
but you are the best of all."  
~from Proverbs 31*

I'm guessing she wore an apron! She isn't so much a lesson on getting up early, sewing clothes, wearing aprons, buying a field or achieving perfection.

The heart of the matter is that she is dedicated to walking in virtue. She cares deeply for her husband and children. She put the needs of her family before her desires. That is not a popular life stand to take today but the benefits of a loving, dedicated mother to future generations are invaluable. She worked outside the home, she played, she prayed, she encouraged, she listened and she spoke wisely. Who can ask for more?

She walked by faith. My guess is she wasn't perfect—none of us are. But she was ready and willing to be perfected by God. Put on your apron and....

## Walk With God!



Gather the guests in a circle  
around the banquet room.

Sing A Familiar Hymn  
or Contemporary Christian Chorus.

Pray!

Send them back to their homes...

For God's Grace  
And  
God's Glory

**...in Aprons!**



