

A
PAPER
BAG
EASTER

PREVIEW PROGRAM ONLY

NOT FOR USE

PLEASE PURCHASE

ONE WEEK
IN THE LIFE
OF JESUS



A
PAPER
BAG
EASTER

PREVIEW PROGRAM ONLY
NOT FOR USE
PLEASE PURCHASE



ONE WEEK
IN THE LIFE
OF JESUS

SUNDAY SCHOOL FOR KIDS



HE LIVES!

All glory to His name!

HE LIVES

my Savior, still the same.

OH, SWEET

the joy this sentence gives

“I KNOW THAT

My

Redeemer

Lives!”



*“Jesus’ resurrection gives my life meaning and direction
and the opportunity to start over
no matter what my circumstances.”*
-- Robert Flatt

TELL THE CHILDREN!



WHY EASTER? Christians know Jesus is alive right now. He rose from the grave. We celebrate and shout *“Hosanna to the King of kings and Lord of lords, alive among us by His Spirit”*.

Easter Is Amazing!

WHAT IF JESUS DIDN'T RISE? Paul said if Jesus is in that tomb today, our way of life is fake and we are the greatest of fools to ever walk on earth. If Jesus is dead, our foundation of faith crumbles and we might as well go home right now!

Jesus Is Alive Today!

EASTER CHANGES EVERYTHING! Matthew, Mark, Luke and John told the truth. Jesus' followers gave us the keys to salvation and Heaven. When the angel announced Jesus was risen, he told the truth! The angels did not move the stone to let Jesus out. He was already gone! They let us peek into the most powerful, life changing event in history!

We Believe!

COME, SEE, GO, TELL! The good news is too good to keep to ourselves. **Come and See** what happened to Jesus. **Go and Tell** everyone! Encourage our children to be the next generation to shout, *“Hosanna to the King of kings and Lord of lords, alive among us by His Spirit”*!

How Can We Be Silent?



INDEX



Introduction.....1-5
 Here's The Plan.....6-7
 Directing The Director.....8-9
 Adaptations.....10
 Music.....11
 Staging and Props.....12

 Costumes.....13
 Publicity.....14
 Teachers.....15

WELCOME – SONGS AND SKITS 16-25

Week To Week.....17
 SKITS: IT COULD HAVE HAPPENED THIS WAY!
 Week 1: Emmaus Friends - On The Road Again.....18-19
 Week 2: Emmaus Friends - Rest Stop.....20-21
 Week 3: Emmaus Friends - What's So Good About Friday.....22-23
 Week 4: Emmaus Friends - Traveler Changes Everything.....24-25

BIBLE TIME - ONE WEEK IN THE LIFE OF JESUS 26-44

Week To Week.....27-28
 Week 1: Joyful Jerusalem.....29-31
 Week 2: Supper and Silver.....32-34
 Week 3: Who Says Friday is Good.....35-38
 Week 4: Come! See! Go! Tell!.....38-44

PAPER CRAFTS - MAKING MEMORIES 45-59

Week To Week.....46-47
 Week 1: Joyful Jerusalem Crafts.....48-50
 Week 2: Supper and Silver Crafts.....51-53
 Week 3: Who Says Friday Is Good Crafts.....54-56
 Week 4: Come! See! Go! Tell! Crafts.....57-59

PAPER BAG SNACKS - FUN FOODS 60-64

Week To Week.....61-62
 Snacks Galore.....63
 Snacks Worksheet.....64

A Final Paper Word.....65



Important 'Techy' Information!

WHEN PURCHASING 'A PAPER BAG EASTER'
AS AN INSTANT DOWNLOAD,
PLEASE NOTE~

**YOU WILL DOWNLOAD ONE
PRINTED MASTER COPY OF THIS PROGRAM
FROM YOUR COMPUTER/PRINTER.**


THE FILE DOES **NOT** SAVE TO YOUR HARD DRIVE.

DO NOT WRITE ON THE ORIGINAL MASTER COPY!!!!
MAKE ALL PRINTED COPIES FROM THE ORIGINAL MASTER COPY.
You have permission to make as many printed copies as needed for your group.

This is a **ONE TIME ONLY** Instant
Download.

*The download does not come
with the automatic ability
to change information, insert names,
rearrange or add material via computer.*

*It is not saved on your hard drive
due to copyright protections.*



COPYRIGHT INFORMATION

Print all pages needed for your local group using your copier. Make printed copies of each page as needed for personal use. Do NOT give this program to any other group. Give interested folks our order form, address and toll free telephone number (1-888-236-5433). This allows CLOSE ENCOUNTERS MINISTRIES the ability to continue production of exciting, inspiring Christian programs at low cost to churches across the USA, Canada and the world.

All Rights Reserved-Copyright protected.



HERE'S THE PLAN! FOUR WEEKS!
PAPER BAG EASTER FUN!

A Sunday School/Children's Church series! Adapt the activities to meet your needs. Everyone from youngest student to oldest elementary young person becomes part of the celebration.

Combine students into small groups for Bible Time, Paper Crafts and Paper Bag Snack. OR, let individual teaching teams prepare lessons in graded groups.



WELCOME -- SONGS AND SKITS

10-15 Minutes: Combine grades and classes. Sing songs and enjoy segments of a continuing skit story each week. Funny and inspiring. From the Palms to Easter Morning, follow two Emmaus friends who saw it all and share their tale of joy, death and life. **They saw Jesus!**

BIBLE TIME -- ONE WEEK IN THE LIFE OF JESUS

15 Minutes: Tell Jesus' story in a unique way. Purchase one large paper gift bag. The bag can be plain brown, solid color or Easter theme. Place objects in the bag that are revealed as each story is told. **Be creative!**

Week #1: Joyful Jerusalem
Week #2: Supper and Silver
Week #3: Who Says Friday Is Good?
Week #4: Come! See! Go! Tell!

PAPER CRAFTS -- MAKING MEMORIES

15 Minutes: We suggest inexpensive paper craft ideas. Some are available at online catalogs and others are homemade projects. Choose your favorites and let the groups create take home 'memories' to show off on the refrigerator or on their bedroom door. **Keep it Simple!**

PAPER BAG SNACKS -- FOOD FUN

10-15 Minutes: Take a few minutes each week to enjoy a paper bag snack. Quick and easy preparation make this a surprise treat week to week. **Mm!**

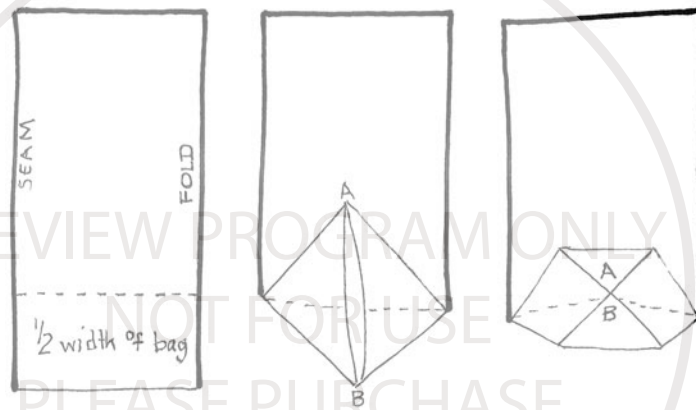


HOW TO:

FUN WITH PAPER BAGS

There are many wonderful ideas for creating homemade paper bags online. Google 'Homemade Paper Bags' and find a treasure trove of material ideas and size options to decorate every teaching space.

This is one way to make the Paper Bag theme come to life for the four week series. The pattern is online. This is our version for your creative convenience. Quick, easy....even the students can make them any size!



Step 1: Depth of bottom fold should be on half the width of the bag. Fold up bottom, then fold again. **Step 2:** In diamond shape. **Step 3:** Join point A to B. Decorate as desired or leave plain. Options: Cut top of bag with pinking shears for an interesting shape. Fold top down about 1/2-1" and Punch hole through top center to close with yarn or ribbon.

Gift Bags: Choose a few of the largest gift bags available for teaching objects and decorating. Plain, colored or Easter theme...they will be a hit!

Lunch Bags: Buy lots of inexpensive lunch bags at the grocery store or dollar store. They come in brown or white. Good for weekly snacks, take home gift surprises, games and craft projects.



DIRECTING THE DIRECTOR

You said, “Yes! I will be happy to lead a Sunday School/Kids’ Church Easter series. After all, how hard can it be? Four weeks? Piece of cake.” Now it’s time to get busy! It is just as easy and exciting as you thought. Let us help. Enjoy every minute.



ENJOY the ultimate simplicity of telling Jesus’ resurrection story featuring basic paper supplies. This four week series teaches students about the real meaning of Easter in a fun, unique way.

GET THE CALENDAR. Week #4 is Easter Sunday. By that day highlights of the last week of Jesus’ earthly life will be told in an exciting, simple way.

READ THE SERIES PRIVATELY. Make adaptations at the beginning of planning time to avoid confusion. Changes in timing, activities, crafts or snacks are best communicated by the Director.

MEET WITH THE TEACHERS. Prepare the staff for this special four week event. Tell them where they will be working and what will be expected of them. The weekly skits are performed by two people.

No memorization.

PREPARE. Set up activity centers in well lit areas. The Welcome area must seat all students and leaders. If combining classes after WELCOME, small groups meet in rotation areas for Bible Time, Craft and Snacks. Teaching teams repeat their activities. Choose activity center organization that best fits your group. Sample One Hour Schedule:

9:30-9:45: WELCOME
9:45-10:00: BIBLE TIME–GROUP ONE
PAPER CRAFTS–GROUP TWO
PAPER BAG SNACKS–GROUP THREE
10:00-10:15: BIBLE TIME–GROUP THREE
PAPER CRAFTS–GROUP ONE
PAPER BAG SNACKS–GROUP TWO
10:15-10:30; BIBLE TIME–GROUP TWO
PAPER CRAFTS–GROUP THREE
PAPER BAG SNACKS–GROUP ONE



PAPER CRAFTS: Curriculum suggestions are a springboard to the final choices. Consider the ages and needs of the students, location, budget and goals.

DELEGATE: This is a team effort. Involve teachers and volunteers with teaching assignments, craft projects and snack preparations.

BE HAPPY! Easter is meaningful. It is worth extra effort. No negative talk: "We cannot do it", "We never did it that way" or "There is no money" don't work for this program. If the Director's attitude is right, even the grouchiest saint responds well.

PRAY! Take every detail to the Lord and let Him work in the hearts and minds of every child and every leader. Relax!

PREPARATION. Hopefully you have ordered the series with a month or more lead time. Gather supplies, make lesson plan copies, assign tasks. Adapt as desired.

ROTATING THE GANG!

DIVIDE AND MOVE!

LARGE GROUP WELCOME

GROUP 1

GROUP 2

GROUP 3

BIBLE
TIME

PAPER
CRAFTS

PAPER BAG
SNACKS

PAPER
CRAFTS

PAPER BAG
SNACKS

BIBLE
TIME

PAPER BAG
SNACKS


BIBLE
TIME

PAPER
CRAFTS



ADAPTATIONS

“Tomorrow your students will lead the world.”



Consider available physical space and leadership. Change details as desired to make this series your own memorable four week event.

Each week is divided into four segments: Welcome (songs and skits), Bible Time, Paper Crafts and Paper Bag Snacks. The total time is 45-60 minutes depending on which activities are chosen. (Some groups choose to alternate between the craft and snack time from week to week.)

After the large group Welcome, choose grouping that works best:

1. Sunday School classes remain in their rooms with their individual teachers for the entire session. Activities work well in small groups.
2. Combine the entire group into one group that moves from one Activity Center to another. This works well in a small church setting.
3. Divide the entire group into three rotation groups. Set up Activity Centers in separate areas. Leaders in each center will present their segment three times as the groups rotate.

SUNDAY SCHOOL: The Sunday School hour is the perfect setting for this curriculum. **Established small groups are already in place.**

CHILDREN'S CHURCH: Does your church designate a special time for children during the worship service? **Fit these lessons into church time.**

KIDS' CLUB: Feature the Easter story during existing midweek club time.


SUPER SATURDAY: Create a special month of Saturday programming. Super Saturdays are fun and different. **Give it a try!**



MUSIC!

“Where words fail, music speaks.”

~Hans Christian Anderson



The Welcome is the perfect spot to sing familiar choruses kids know and love and a few new songs about Easter. Because time is short, only a few songs are needed.

Your music team may own Easter songs and choruses that are the best songs to sing. Choose easy to sing, familiar melodies with an Easter theme.

Here's a great website offering free Children's songs for Easter:

www.heavensinspirations.com

You may find the perfect, easy to sing songs at this site.

RISEN KING
SING HOSANNAS
JESUS, MY JESUS
...AND MORE

Mary Rice Hopkins is a children's Christian singer/song writer who offers a great Easter song collection for kids:

www.maryricehopkins.com

“Come Meet Jesus” is an Easter collection of 16 songs. Available as book and CD or downloadable! Check it out and see if these songs blend with your group.


NOTES--MORE MUSIC CHOICES:



STAGING AND PROPS

Set up a simple Holy Land corner where the Emmaus Friends skits are performed. The short skits are a continuing story told from the first person perspective of two friends during the Welcome.

Keep it simple!



EMMAUS CORNER SUGGESTIONS

One simple Holy Land scene is used for all four skit segments. Use available props. The skits can be performed without staging but it's so much fun to add the visuals.

Rustic Road Half Way Sign (Cardboard/Black Marker):

This Way to Emmaus ---->

3.5 Miles

<--This Way to Jerusalem

Roadside Rest Items: Small Sign;

Dusty Travelers:

Take What You Need

Leave Something To Help

~Shalom~

Large and small rocks, green weeds and flowers, sand, wooden bench, pottery, wicker baskets, water.



COSTUMES



The only costumed people are the actors in the skit series, the two Emmaus Friends.

There are many options for dressing as Holy Land people. Choose the costume design based on materials available.
Keep it simple.

Wear available costuming (*normally used at Christmas*) from the church wardrobe room.

The two actors may wish to provide their own costumes.

Simple tunics, robes, leather pouches, walking sticks, sandals and other weather worn items work well.

NOTES:



PUBLICITY

TALK ABOUT IT - EVERYWHERE!

Publicize in church communication channels.
Announce it in the church newsletter,
weekly worship bulletin and from the pulpit.
Tell everyone and bring every child!



CHURCH BULLETIN/NEWSLETTER/WEBSITE

Print announcements in a variety of church media.
Let parents know a fun Sunday School series is coming.

LOCAL NEWSPAPER

Include an announcement with church Easter publicity.
Talk to a news reporter and photographer.
Request a feature article with pictures.

TELEVISION AND RADIO

If a local television cable channel announces
community special events, include a notice.
Contact regional Christian radio stations.

SPECIAL INVITATIONS

Send invitations home with Sunday School students.
This is effective for families who send children to church
but are not personally involved.

Option: Send real Easter cards with invitations tucked inside.



TEACHERS!

*“They may forget what you said
but they will not forget how you made them feel.”*



Get ready to have a memorable experience with your children. Prepare individual segments simply. If the classes are combined into three rotation groups, prepare your assigned segment to present three times to different students.

WELCOME · SONGS AND SKITS

Attend the full group opening. Take attendance. Sit with your group. Enjoy the weekly Emmaus Road skits. Encourage attendance.

If you see someone without a smile, give them one of yours!

BIBLE TIME —A WEEK IN THE LIFE OF JESUS

Each short session contains a lesson plan highlighting part of the Easter story. Use a large paper bag to present visual objects as suggested. Follow the lesson plan and do as many of the quick activities as time allows.

Teach with Enthusiasm!

PAPER CRAFTS · MAKING MEMORIES

A Paper Bag Easter uses paper to tell the story of Jesus during His last week on earth. We recommend simple paper projects. If you find other age related, fun projects, do them!

Be Creative!

PAPER BAG SNACKS · FOOD FUN

Offer something all kids love...FOOD! Simple snacks that can be eaten quickly from a paper lunch bag while hearing/learning a scripture verse adds to the fun. Sometimes kids come to Sunday School just because they get to 'eat'!

If you Feed them, they will come.

**In case no one told you today,
YOU ARE A GREAT TEACHER!
~ We love you, Your Kids!**



WELCOME!




PREVIEW PROGRAM ONLY
NOT FOR USE
PLEASE PURCHASE

SONGS AND SKITS



WEEK TO WEEK:
WELCOME!
SONGS AND SKITS



Open the weekly festivities with a cheerful welcome, music and a continuing story skit. Gather students in one large group as they arrive.

Enjoy 15 minutes together.

AFTER THE WELCOME,
CLASSES/SMALL GROUPS SEPARATE
TO COMPLETE THE LESSON ACTIVITIES
WITH SPECIFIC LEADERS AND HELPERS.

Communicate appropriate announcements, take attendance and collect offering as desired.

Get paper work done quickly.

Sing a few favorite praise choruses. Teach one or two new Easter songs. Repetition is fine for the four week series.

Sing!

Each week one skit is performed by the Emmaus Road friends dressed in Holy Land costume. The skits are short, humorous, and tell parts of the Easter story. Choose teens, young adults or older grown ups to be the actors. Age does not matter.

No memorization!

Timing is important. Be sure to dismiss the Welcome sessions on time. Keep the entire hour on schedule.

Watch the clock!





WEEK 1: IT COULD HAVE HAPPENED THIS WAY!

EMMAUS FRIENDS ON THE ROAD AGAIN!

Skits taken 'lightly' from Luke 24:13-35: Cleopas and Friend walk separately and meet at center stage. They are surprised to meet on the road to Emmaus.

Cleopas: *(Walk through the group to center stage)* Whew, it's hot out here. There's the sign I've been looking for! Half way home to Emmaus. Seven miles from Jerusalem is a long walk in this heat. I am exhausted.

Friend: *(Walk through the group to center stage)* Cleopas! Is that you?
Friend! Old Buddy! Good to see you!

Create an elaborate handshake and hug between friends. Slap hands, give thumbs up, lock arms...a series of fun motions. The longer the better.

Cleopas: Friend! What are you doing here? The last time I saw you was on the street in Jerusalem. We were carrying those palm branches. By the way, did you ever get your coat back? That was an impressive display of people throwing their coats on the ground in front of Jesus and the little donkey.

Friend: I'm on my way home to Emmaus. *Little* donkey! *Big* feet! That donkey tore a hole in my coat big enough that I had to get rid of it. I liked that coat. What are you doing here?

Cleopas: *(laughing)* I told you not to throw that coat under the donkey's hoofs. But would you listen? No-o-o!

Friend: What a day! How about that crowd? It's like everyone in the city of Jerusalem knew Jesus was coming.

Cleopas: It was a parade of people waving palm branches, shouting, "Hosanna to David's son!" I cannot believe I saw you.

Friend: "Blessed is he who comes in God's name!"



Cleopas: "Hosanna in highest heaven!" One crowd led the parade and another crowd brought up the rear. What a sight!

Friend: From that happy day to this sad day, I am tired and sad, so sad. You are the bright spot in the journey.

Cleopas: And you cheer me, friend. We have been through a lot this week. Were you there for all of it? Who is Jesus, really? On the Sunday of Palms we never guessed he would die on Friday.

Friend: I saw miracles. He prayed and the lame walked, the blind could see, dead friends came to life.

Cleopas: I ate bread and fish from a tiny lunch with 5000 people. I never thought he would die. He gave us words of wisdom, food, health. He was kind. What more do people want? I was sure Jesus would be our king.

Friend: King! That's what everyone in the parade shouted. The whole city was shaken. People were upset when the parade came into the city. I heard strangers asking, "What's going on here? Who is this?"

Friend: The parade crowd answered, "This is Jesus, the one from Nazareth in Galilee."

Cleopas: Well, I've heard all the stories and I saw with my own eyes what happened. What I don't know is if this is really true.

Friend: (Exhausted) All I know right now is that I am hot, tired and my feet hurt. Let's sit awhile and rest.

Cleopas: Do you have any food?

Friend: No, I was hoping you had a bit of bread.

EXIT

I want to know Christ and the power of His resurrection and the fellowship of sharing in His sufferings.... I press onto take hold of that for which Christ Jesus took hold of me."
~ Paul (Philippians 3:10-12)



WEEK 2: IT COULD HAVE HAPPENED THIS WAY!



EMMAUS FRIENDS REST STOP

Cleopas and Friend are still resting near the 'Emmaus Road' sign. Hot and tired, they discuss the events surrounding Jesus from the week. They get a little angry with each other.

Cleopas: *(Yelling)* How could you go on a trip all the way to Jerusalem and all the way back to Emmaus and not bring food? Really?

Friend: *(Yelling)* How could YOU go on a trip and not bring food? I didn't even expect to meet you on the Road to Emmaus. Maybe I didn't expect to get hungry until I got home.

Maybe I thought there would be a McDonald's along the way for a quick burger. Maybe I remember a bakery just down the road! Maybe I thought some kid would have a lemonade stand right here! Don't get testy with me!

Cleopas: *(Apologizing)* Oh-h, I'm sorry. This has been a stressful week. I'm hungry. I need a rest. By the way, where did you see Jesus?

Friend: I worshiped at the Temple with Jesus in Jerusalem. By the way, have you seen the Temple? That place is beautiful! It was busy because of Passover. I could hardly get through the crowd. Lots of tourists.

Cleopas: I went to the Temple but the day I was there it was very quiet. I paid the money changers, bought my doves for the temple sacrifice and left pretty fast. Boy, those doves are getting expensive! Did you see anybody we know?

Friend: Just Jesus and His disciples. Did you hear what happened?

Cleopas: I didn't hear anything. What happened?



Friend: I assume you missed the screaming and shouting and tables tipped everywhere! Chairs went flying! Jesus made a whip out of a bunch of ropes he found laying around and went after everyone. The sheep and oxen ran away. He poured out the coins too. He was so angry He grabbed money changers that got close to Him and threw them out of the Temple!

Cleopas: Why would Jesus do such a thing? We need those guys to switch foreign Greek and Roman cash into Jewish Temple money. It's a temple thing.

Friend: Inside the temple of God he found the tables of the guys who sold temple doves. Tossed them out too. He shouted, *"The Bible says 'My house shall be called the house of prayer but you have made it a den of thieves.'"*

Cleopas: Oh boy, I bet that got everyone's attention. I always thought those slimy guys were charging too much money for switching cash to buy the perfect animal temple sacrifices.

Friend: Me too...Not that I would mention it out loud. I don't want to end up in jail.

Cleopas: Have you ever noticed how strong somebody can get when they are really mad?

Friend: Or hungry! Jesus got his message across. The money changers scattered and got out of there fast, grabbing as many coins off the floor as possible on the way. Everyone was watching. I heard a whole crowd behind him go, "o-o-o-o-o-o".

Cleopas: Well, we all know those guys are a bunch of cheaters. They overcharge for everything they sell. The poorest people save up coins all year just to pay the temple tax.

Friend: I am impressed with Jesus. He calmly went about his business in the temple. Deep in my mind I wonder if what happened with the moneychangers had anything to do with what happened the rest of the week.

Cleopas: I wonder.

EXIT





WEEK 3: IT COULD HAVE HAPPENED THIS WAY!

EMMAUS FRIENDS WHAT'S SO GOOD ABOUT FRIDAY?

Cleopas and Friend enter slowly, walking and talking from the rear of the room. They are sad, confused and shocked.

Friend: How could this happen? Jesus was so good and kind. I have never known a person who died on a Roman cross. I know it happens but it is a shock that Jesus met such a horrible end.

Cleopas: I was there. I saw it all.

Friend: You were there? Weren't you afraid? What happened?

Cleopas: I didn't mean to be there. Jesus had been arrested and tried in court. I wanted to talk to him and I thought they would release him in the morning.

Friend: That makes sense. He didn't do anything wrong.

Cleopas: But he did. He made our leaders jealous and angry. Every time he healed a sick person or taught with great wisdom, he challenged their leadership.

Friend: Was is bad?

Cleopas: You know that hill outside Jerusalem? Golgotha? That's where Jesus died on a cross. The crowd watched and made fun of him. His friends and family were there standing as close to him as they could. He died with the words I would expect of him. *"Father, forgive them. They don't know what they are doing."*

Friend: No-o. Even as Jesus died, he was doing it with God's love. Who is this man we have followed?

Cleopas: I'm in shock. I thought Jesus would save us. He fed 5000 people. He healed the sick. He raised the dead. He was a proper Jewish king if ever I saw one. Then he died. How can this be? All the disciples are in hiding for fear of their lives.



Friend: Our hopes and dreams are shattered. We will never survive. I thought God loved us.

Cleopas: My world is shaken but my faith is strong. I saw Jesus with my own eyes. What I saw him do could only be our Creator God who loves us. Didn't the prophet Isaiah warn us these things would happen?

Friend: He said our Messiah would be declared the Son of God, sent to heal the brokenhearted. He would be called King, betrayed, falsely accused and silent. The Messiah would be crucified with criminals. And more, so much more.

Cleopas: There is one thing that has not happened. It is impossible.

Friend: Impossible.

Cleopas: The Messiah would resurrect, come back, from the dead. Impossible.

Friend: Impossible.

Cleopas: Jesus said, *"The Son of man must suffer many things and be rejected and after three days rise again."* No one believed him. Peter said "No way, Jesus!" Jesus told him to get away. So...maybe....Possible.

Friend: Maybe....Possible.

Cleopas: *(Looking far down the road)* Look! Do recognize the fellow walking toward us?

Friend: *(Looking down the road)* No. Just another traveler I guess. I wouldn't mind some company. Maybe he has food to share. I am really hungry!

Cleopas: *(Calling out...)* Hey! Friend! Wait up for us. We can walk together!

The two friends run out of room chasing down the unseen traveler.

EXIT



WEEK 4: IT COULD HAVE HAPPENED THIS WAY!



EMMAUS FRIENDS
TRAVELER CHANGES EVERYTHING!

Cleopas and Friend run into the room with great joy. They talk over each other in their haste to tell everyone what they have seen and heard.

Cleopas: I don't believe it. Do you believe it? I don't believe it!

Friend: I don't believe it. Do you believe it? I don't believe it!

Cleopas: It's Jesus! Alive again! How did we not recognize him?

Friend: I saw him coming down the road. He looked just as tired and hungry as we did. How were we to know it was him?

Cleopas: You know how we were talking together about all the things that happened in Jerusalem to Jesus and thinking about it....

Friend: We were tiredand hungry. That was us! We were sad that Jesus died. We didn't believe he would rise from the dead.

Cleopas: YOU didn't believe it. I always believed it.

Friend: You did not. You said, "Impossible".

Cleopas: And then I said, "Possible".

Friend: Now we know for sure. True! All of it true! Jesus died on a Cross and rose from the grave three days later. It's true! Jesus is our Messiah. Our Savior!

Cleopas: Think. What exactly did the traveler say when we met him on the road?

Friend: I saw this stranger walking toward us. We waved for him to join us. He smiled and asked what we were talking about so seriously. He said, "You look so sad."



Cleopas: It looked like he was walking from Jerusalem. I said, "Really? You have been in Jerusalem and you don't know what happened there over the past few days? What have you been doing, man?"

Friend: He was upset with us. He said, "You are slow to believe what the prophets said. Christ had to suffer the crucifixion to enter his glory." He started the story of Moses and told us everything in the scriptures as we walked. He told us everything about himself.

Cleopas: When we got to the village, he acted like he was going to keep traveling. We said, "Come with us. Have a little dinner. It is suppertime and getting dark soon."


Friend: He came with us and sat down to eat. He took the bread and prayed over it and gave it to us first. I saw Him. For the first time I recognized Jesus.

Cleopas: And then He vanished. Just like that, He was gone. Didn't our hearts burn inside us while He talked with us on the road and when He told the scripture stories?

Friend: We have to get back to Jerusalem. There are friends, family and disciples in hiding for fear of their lives. We have to tell them we have seen Jesus!

Cleopas: And He is alive! The Lord is risen!

Friend: He is risen indeed!



EXIT



BIBLE TIME



ONE WEEK
IN THE LIFE
OF JESUS



WEEK TO WEEK:

BIBLE TIME

ONE WEEK IN THE LIFE OF JESUS

Four weeks before Easter provide the perfect opportunity to feature highlights from the last week of Jesus' life on earth. Each activity center is presented in a child friendly way. The true story of hurt, fear and rejection turn to absolute joy when the tomb is empty on Easter Sunday! Jesus is Risen!



PREPARE TO COMMUNICATE!

Share your part of the program with a child friendly attitude. Prepare thoughtfully. Whether teaching an individual class or repeating the story to separate small groups, let them know Easter is the most important season of the year.

DECORATE!

Scatter the walls/ bulletin board with paper bags. The bags can be brown lunch bags, colorful gift bags or white bags. Print Easter messages on the fronts of the lunch bags in colorful shapes. Add Easter stickers, hearts, curling ribbon or other joyful accessories. Attach messages to bags with staples or tape.

HE IS NOT HERE, HE HAS RISEN
YOU ARE LOVED MORE THAN YOU WILL EVER KNOW.

HAPPY EASTER!

COME! SEE! GO! TELL!

JESUS LOVES YOU!

THE CROSS AND THE TOMB ARE EMPTY!

GOOD MORNING!

1 CROSS + 3 NAILS = 4 GIVEN

EASTER = GOD'S SUPER POWER

JESUS IS THE LAMB OF GOD

I KNOW THAT MY REDEEMER LIVES!

TRUST GOD!

NOTHING IS IMPOSSIBLE!



A PAPER EASTER BAG!

Feature one large Easter gift bag. It becomes the centerpiece of the activity center. Purchase one roomy, fancy paper bag with the springtime Easter theme.

Each week take objects from the paper bag to help tell the Easter story. The object may be a reminder of the theme or may be a visual that introduces a special guest who enters Bible Time to tell their part of Jesus' story.

CASUAL

Sit casually with the students. Chat personally. Answer questions to the best of your ability. Students may sit on the floor with soft pillows scattered around a soft carpet. Story teller/teacher may sit on the floor with them or on a comfortable chair near the Easter Bag.

Learn the basic story details. It won't matter if the story is told with a simple, personal twist. Fill the allotted time and dismiss on time.

PREVIEW PROGRAM ONLY
NOT FOR USE
PLEASE PURCHASE

ENJOY YOURSELF!


This four week series is designed to make a 'forever' impression on students and leaders no matter the age. Relax and enjoy the journey! Hug a kid, tell a story, eat a snack and make a paper craft!

Put yourself into a position of having great fun and make a lasting memory! Let your 'creative self' out of the PAPER BAG for four great weeks!



BIBLE TIME WEEK 1: ONE WEEK IN THE LIFE OF JESUS

JOYFUL JERUSALEM



Once students are seated comfortably, open the Paper Bag and talk about today's A PAPER BAG EASTER story.

PAPER BAG ITEMS: Place a small tree branch and a small shawl (coat) in the bag. 3 separate papers: J - O - Y Place the bag on top of a real 'Welcome Mat'.

INTRODUCTION: LET'S SEE WHAT HAPPENS!

Video Option: If there is access to an online website in the activity center area by ipad, iphone, etc., there is a great Palm Sunday quick cartoon that tells the story visually. Show it as the introduction!

God's Story: Palm Sunday (2:47)

(www.youtube.com or find it at www.CrossroadsKidsClub.net)

What happened during the last week Jesus lived on earth? Some of the events are amazing. Some things are sad. Easter Sunday, we will be shouting, "Yes! It's true! Jesus rose from the dead and lives today for us!"

Peek in the Paper Bag Easter Bag and see if there is something interesting. Let one student reach into bag and show 'palm' and shawl or small coat. Pass the items around the group and let them try on the coat.

These are great reminders of what happened to Jesus at the beginning of His last week on earth. It was a happy, Sunday morning. Jesus and His friends were heading for a joyful celebration in Jerusalem. They woke up and walked to a small village. **And that's where our story begins!**



BIBLE STORY: JOYFUL JERUSALEM

Matthew 21:1-11, Mark 11:1-11, John 12:12-19: Jesus sent two friends (disciples) to a little village. "Go over to the village. You will find a donkey tied up there. Her little colt is with her. Untie her and bring them to me. If anyone asks what you're doing, say, 'The Master needs them.' The man will let you take them.



IMPORTANT FACT FROM THE PAST: PROPHETS TOLD US FIRST!

We interrupt this story for an important message:

Long, long before Jesus was even born an old prophet knew this day was coming. Can you believe it? He said, "Hey Jerusalem! Look! Your King is on his way, mature and ready. He will be sitting on a donkey, a colt, the baby of a pack animal."

BACK TO OUR PALM SUNDAY STORY: WOW! WHAT A DAY!

What else could they do? The two disciples did exactly what Jesus told them to do. They led the donkey and baby colt, put some of their coats on them and Jesus got on to ride.

Almost all the people in the crowd threw their coats on the road and gave him a royal welcome. They were so joyful. They were singing and shouting. Some people cut branches off the trees and threw them down as a welcome mat.

*Place the welcome mat in the middle of the group.
Ask students to walk over the welcome mat.*

Crowds went ahead and crowds followed behind. It was like a huge parade. All they needed was a marching band (*which they did not have*). Instead of a band, people were calling out "Hosanna to David's son!" "Blessed is he who comes in God's name!" "Hosanna in highest heaven!"

Now, you might think everyone in Jerusalem was joyful. Not true. Many people had no idea who Jesus was. Jerusalem was shaken up. The people were very upset. They asked, "What's going on here? Who is this guy?"

The parade crowd hugged them, laughed, sang and told them, "This is Jesus! He's the prophet from Nazareth in Galilee. " And away they went into Jerusalem to celebrate Jesus as their King.

WHAT WE LEARN: JESUS' WEEK BEGINS AND ENDS WITH J-O-Y!

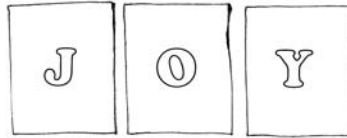
When you were walking on the welcome mat like a parade, how did you feel?

Was it fun? Did you feel like you were doing something special? That's what the parade crowd felt as they marched into Jerusalem with Jesus. They wanted everyone in the city to know who Jesus was.



In those long ago days without books, radios, televisions or computers, the best way to tell good news was to shout "Good News!" That's just what happened on Palm Sunday so long ago.

*Pull 3 large letters from the Paper Easter Bag.
J is hand printed on one side and JESUS is printed on the other side.
Repeat on separate paper for O-OTHERS and Y-YOU.*



J-JESUS
O-OTHERS
Y-YOU

Remember the J.O.Y. of the first Palm Sunday. That day started with JESUS, included OTHERS and ends up today with YOU!

PREVIEW PROGRAM ONLY
NOT FOR USE

TODAY'S MEMORY VERSE

PLEASE PURCHASE

THE
JOY
OF
THE
LORD
IS
MY

STRENGTH!

-- NEHEMIAH 8:10

Close In Prayer



BIBLE TIME WEEK 2: ONE WEEK IN THE LIFE OF JESUS

SUPPER AND SILVER

Once students are seated comfortably, open the Paper Bag and talk about today's A PAPER BAG EASTER story.

PAPER BAG ITEMS: *Place snacks inside the bag. Choices may include: bread, apple juice boxes, crackers, ETC. Add a bag of thirty nickles or thirty dimes or thirty quarters—30 pieces of silver in a bag.*

INTRODUCTION:

HUNGRY!

Video Option: *If there is access to an online website in the activity center area by ipad, iphone, etc., there is a great Last Supper quick cartoon that tells the story visually. Show it as the introduction!*

God's Story: The Last Supper (3:59)

(www.youtube.com or find it at www.CrossroadsKidsClub.net)

Paper Bag: What is in the Paper Easter Bag today? Let's look! You never know, it could be something interesting that we can share?

Pass out snacks and let students enjoy the treat while the story is told.

Question Time: I am going to ask you some interesting questions. Let's see how alike and how different you are from each other.

1. What is your favorite food? Why?
2. What food do you hate? Why?
3. What food have you never eaten but want to try?
4. Will you eat weird food? What do you consider weird?
5. Which do you like best: Breakfast, Lunch, Dinner. Why?
6. If you could choose any fun snack in the whole wide world, what would it be? Who would be your best person to eat that snack with and share?
7. How much money is 'a lot' of money?
8. If you had a lot of money, what would you buy?
9. Do you think stealing money is a bad thing?
10. Do you think 30 pieces of money is a lot of money? Why?

Reach in the Paper Easter Bag and spread out the thirty silver coins on the floor in front of the students. Let them touch, run their fingers through it, count it.



BIBLE STORY:

SUPPER

Story Telling Option: Ask one young girl (teen or adult) to dress in Holy Land garments and enter the Bible Time area to tell her story as Peekka, a servant girl. She can carry a wicker basket and towel to represent a servant.

No memorization. Read the script.

Matthew 26:17-30, Luke 22:7-38: Jesus' last week is moving forward quickly. The last supper meal Jesus and His friends ate was in an upstairs guest room. Jesus understood what was going to happen but His friends had no idea. So much happened at that supper.

Let me introduce you to a servant who was there that evening. This is Peekka. She is a Jesus believer who has traveled far to tell us her story. It is Jesus' story and it is our story. Listen carefully.



Peeka: (Bowing) Shalom! Peace to you. I was the serving girl at the last meal Jesus and His friends ate before...well, you know....before a very sad day. I remember His kind eyes. There was a lot going on and Jesus took a moment to smile at me, just little me, Peekka. And He took my towel.

There He was in the middle of them, with my towel and water. He washed their feet. Teachers never wash feet. Servants wash feet. He knelt down to do something very kind.

When the food was ready, everyone sat down. I remember He said, "You have no idea how much I have looked forward to eating this Passover meal with you before I suffer. It's the last supper I'll eat until we all eat together in Heaven."

He blessed a cup of wine and they each drank a bit. He said it represented His blood that was going to be shed for us. He blessed a loaf of bread and they each ate a bit. He said that bread represented His body given for us. It was a new covenant, a new plan that God was sharing with all people.

I was getting ready to clean up when I heard gasps all around the table. Jesus said, "You do realize, don't you, that the person who is going to turn me in to the soldiers is at this table right now?"

Everything went crazy. All the men started yelling and accusing each other and defending themselves. "Not me!" "I would never...." "I will be the greatest of this group, not you." Jesus reminded them they were assigned by God to be servants, not kings.



Peter is a great guy but he has a big mouth. Oh, I didn't mean to say that out loud. Forget I said that. He meant well. Peter always means well. He puffed out his chest and said, "Jesus, I will do anything with you. I'd go to jail for you. I'd die for you!" Jesus said, "I'm sorry to have to tell you, Peter, but before the rooster crows you will deny you even know me three times."

Before they left, Jesus told them to get ready for trouble. Hard times ahead. Sell your coat. Get a sword. "Everything written about me is now coming to an end."

I felt a chill go up my back as I swept the floor and cleared the dishes. I was afraid. This was going to be a very sad night and no one knew it...yet.

Exit

WHAT WE LEARN:

SILVER

Thirty pieces of silver. (Show the silver coins one more time.) That was what Judas, one of the disciples, thought Jesus' life was worth. He felt guilty and left the table and the upper room. Judas arranged with the religious leaders to sell Jesus out and identify him to the soldiers. 30 pieces of silver was about 5 weeks of money (6 day working week) or \$20. Today the same silver is worth about \$600.

Thirty pieces of silver. Judas walked with a group of Roman soldiers to the garden where Jesus had been praying so hard that his head sweat drops of blood. He kissed Jesus on the cheek. That was the signal.

Thirty pieces of silver. Jesus sadly said, "Judas, would you betray God's Son with a kiss?" Jesus was arrested immediately and things didn't get any better.

Thirty pieces of silver. Jesus was innocent yet given a fake trial. Peter did deny Jesus three times that night. He was scared. He couldn't help it. Jesus loved Peter anyway. Judas? He tried to give that thirty pieces of silver back but they wouldn't take it. He was so grieved that He could no longer live. Sad, sad end for Judas.

What have we learned? Things were to get worse before they got better. But when it gets better it will be so good that we still talk about it today! Get ready for good news, really good news!

TODAY'S MEMORY VERSE

JESUS SAID, "I AM THE BREAD OF LIFE.
HE WHO COMES TO ME SHALL NEVER HUNGER
AND HE WHO BELIEVES IN ME SHALL NEVER THIRST."
JOHN 6:35

Close In Prayer



BIBLE TIME WEEK 3: ONE WEEK IN THE LIFE OF JESUS

WHO SAYS FRIDAY IS GOOD?

Once students are seated comfortably, open the Paper Bag and talk about today's A PAPER BAG EASTER STORY.

PAPER BAG ITEMS: Scissors, one piece 8 ½ x 11 white paper. (Option: completed pieces of the story just in case something goes wrong!) One white paper Cross with today's memory verse hand printed on it.

INTRODUCTION: GOOD DAY? BAD DAY?

Video Option: If there is access to an online website in the activity center area by ipad, iphone, etc., there is a Cross quick cartoon that tells the story visually. Show it as the introduction!

GOD'S STORY: THE EASTER STORY (4:36)

(Find it at www.youtube.com or www.crossroadskidsclub.net)

This might be different for everyone: If you could plan a 'good day', 'the best day', what would you plan to do? Where would you go? Who would go with you?

This might be different for everyone: If you could think of a 'bad day', 'the worst day', what would that be like?

Let's see if we can answer this question: What if the worst day in the whole world became the best day in the whole world? What would that look like?

BIBLE STORY: GOOD FRIDAY

The Gospel Told On One Sheet of Paper




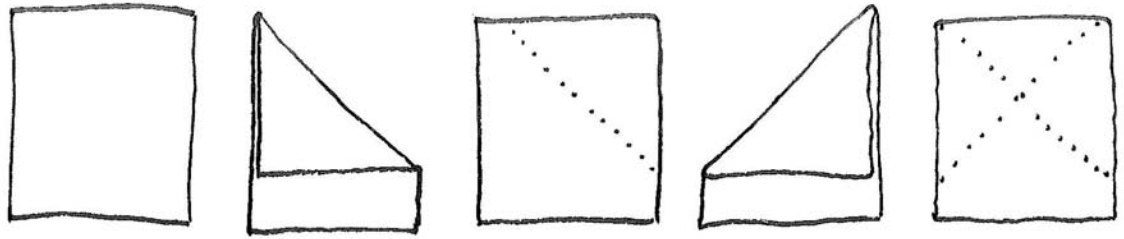
www.laytreasuresinheaven.com

Quick and easy object lesson told with one sheet of paper. Fold and cut the paper one time, open the pieces and tell the story of Jesus on the Cross. We have included a visual but to see it done before you do it in class, watch the www.youtube.com video.

Take the paper and scissors from the Paper Easter Bag. Tell the basic story as you fold, cut and open the plain white piece of paper.

Tip: *If you think you will get nervous making the correct folds and one cut in front of the group, practice at home. Watch the youtube instruction video. Prepare a completed piece just in case something goes wrong. But...by all means, cut the paper in front of the group too. It will probably work out great if you practice at home and is a really neat way to tell the story of the Cross!*





Luke 23:27-49: *The story of Calvary is familiar. Use your own words to tell the students what happened. Be aware of tender childhood feelings and tell the basics. Omit frightening details. Show THE GOSPEL TOLD ON ONE PIECE OF PAPER to capture their attention.*

We have come to the day we never wanted to see. It's Good Friday in Jerusalem. People are celebrating Passover and crowds fill the city streets. It wasn't called Good Friday in those days. Was it really Good? Or, was it Bad? You be the judge.

Jesus had been through a lot since the last supper with his friends in that upper guest room. Judas identified him to soldiers in the dark garden and Jesus was arrested. Taken away, he was shoved, beaten and laughed at. They took him to several judges during the night for unlawful court trials. Jesus never denied He was God's Son, the promised Messiah, and He never said a bad word. He just suffered.

Pontius Pilate, the Roman governor in charge of the Jews, tried his best to set Jesus free. He could not find one thing Jesus did wrong. He told the angry crowd. They shouted, "Crucify him!" Pilate ordered a **sign** printed: JESUS OF NAZARETH. THE KING OF THE JEWS. He washed his hands in a bowl of water and said, "I am innocent of this man's blood; you go do it."

And they did. They marched Jesus through the streets of Jerusalem to a **hill** called Golgotha outside the city. And they crucified Him. That was bad. Really bad. We could say, "This day should be called 'Bad Friday'".

Roman soldiers put nails in His hands and feet and lifted him on a wooden **Cross**. People watched. His mother and some friends stood close by to let Him know He was loved very much. Jesus wore a lovely tunic so the soldiers rolled **dice** to see who would get to keep it.

Two bad guys were crucified next to Jesus. One was angry and bitter. The other was afraid and knew in his heart Jesus was God's Son and Savior of the world. Jesus told him, "Today you will be with Me in paradise". That was good. Really good.

To be sure Jesus died, one soldier took a **sword** and poked His side. He was indeed dead. It was bad. Very bad.

Jesus died to save us from **Hell**. He was so full of **Love** that He became our Savior. And that was good. That was very good indeed!




WHAT WE LEARN: GOOD FRIDAY IS THE BEST FRIDAY

Let the students tell you the story using the paper pieces. Mix them up and let them put the puzzle back together as they tell you what happened.

We learn a lot from this sad story. Jesus died on the Cross because He loves us. How do we know? The Bible tells us so!

TODAY'S MEMORY VERSE

Hand print the verse on another white paper Cross that is pulled out at this time from the Paper Easter Bag.



FOR
GOD
SO LOVED THE WORLD
THAT
HE
GAVE
HIS
ONLY
SON


On the back of the Cross print:

THAT
WHOSOEVER
BELIEVES IN HIM SHALL
NOT
PERISH
BUT
HAVE
EVER
LASTING
LIFE.
-JOHN 3:16

Close In Prayer



BIBLE TIME WEEK 4: ONE WEEK IN THE LIFE OF JESUS



COME! SEE! GO! TELL!

Once students are seated comfortably, open the Paper Bag and talk about today's A PAPER BAG EASTER STORY.

PAPER BAG ITEMS: *Separate hand printed paper signs: COME, SEE, GO, TELL. Big rock (Print on under side of rock.. "He is not here. He is Risen just as He said!". Picture of Jesus. Jasper Toe Letter.*

INTRODUCTION:

RESURRECTION DAY!

Video Option: If there is access to an online website in the activity center area by ipad, iphone, etc., there are many wonderful online youtube videos that tell the Jesus story visually. Our recommendation, "A Very Special Easter", is exceptionally good! Show it as the introduction!

A VERY SPECIAL EASTER (3:35)

Crayon drawings animate real life responses from children as they talk about Easter. Their unfiltered and heartfelt responses bring humor and depth to the subject. Only a child could mix the silly and the sacred so powerfully to illustrate what makes the story of Jesus and how we celebrate so special.
(FIND IT AT: WWW.YOUTUBE.COM)

Happy Easter! Today is the most wonderful day of the year, the resurrection of Jesus from the grave. Here you are waiting to hear what happened at the beginning of a brand new week and a brand new life for all of us.

What did you do this morning and what you will do this afternoon. Everyone has different ways to celebrate Easter.

Let students tell you about Easter baskets, candy, bunnies, toys, big family dinner, dressing up in Easter outfits.

What do you think about celebrating Jesus' Resurrection on Easter morning?

Let students explain dressing up, going to church, praying, thanking God for Jesus, hearing the Resurrection story.



BIBLE STORY:

COME, SEE, GO, TELL!

Matthew 28: Let's discover a few items that will help us figure out what people did that very first Easter day...Resurrection Day!

Paper Easter Bag: *Students reach into bag and remove four hand printed signs: COME, SEE, GO, TELL.*

Those are four puzzling word messages. I wonder what they mean. Do you have any idea? Let's find out.

COME! What a sad Friday it had been for the friends of Jesus. They didn't understand why Jesus died. They believed Jesus was the Son of God. They remembered how Jesus healed the sick and made blind people see. He fed people. Dead people came back to life. Jesus was so kind and good and yet on that day, He died.

Friends Came... Friends came to help. A rich man named Joseph asked if he could bury Jesus in his new cave. A religious leader, Nicodemus, prepared Jesus' body and took Him to that brand new cave.

Paper Easter Bag: *Reach into bag and remove a large rock.
Do not show the message.*

Guards Came... The religious leaders were afraid these friends would steal Jesus' body so they cooked up a clever plan. They found a huge rock and rolled it across the cave opening. They assigned special guards to stand outside the tomb just in case the disciples stole Jesus' body and claimed Jesus raised from the dead. If they failed their mission, they would die.

Women Came... Jesus had many people who loved Him. A group of women gathered early Sunday morning to wrap Him with good smelling spices. Remember Myrrh, one of the three gifts given to Baby Jesus by the wise men? (Gold, frankincense and myrrh) That was one of the spices!

Angels Came... Just before morning, the most wonderful, amazing thing happened! There was an earthquake. An Angel from the Lord came from heaven, moved the huge stone and sat on it. Who was there? The guards! They shook with fear. They were so afraid they fell down on the ground like dead people.





SEE! As the women were walking down the road, they were talking about how they were going to get inside the tomb. They weren't strong enough to move the stone. Wow! What a huge surprise when they saw the stone laying on it's side and an angel sitting on it. They were afraid too!

The angel spoke softly and kindly to them:

"Don't be afraid.

I know that you have come to see Jesus.

He is not here; for He is risen just as He said.

COME inside and **SEE** the place where He lay."

And that is exactly what they did. They peeked inside and saw the place was empty. Let's peek on our rock and see if there is a secret there.

Turn the rock over in your hand and read the message:

"He is not here; for He is risen just as He said."

GO! The angel had one more message for the women:

"GO quickly and tell the other disciples

that Jesus has risen from the dead;

and he is going into Galilee where you will see Him."

And that is exactly what they did. The women ran as fast as their sandals let them. They found the disciples in a closed room. "We saw an angel! He said Jesus rose from the grave! Jesus is Alive!!! He said to come and get you. We did. **GO!** Look for yourselves."

WHAT WE LEARN:

IT'S NOT OVER!

TELL! You might think the story of Jesus is over and done. Not true! His story goes on forever and ever. Jesus rose from the grave that Sunday morning. He is **ALIVE TODAY!** That's exactly why Christians tell about Easter every single year. We **tell** Jesus' story every day too!

Paper Easter Bag: *Show a picture of Jesus.*

*This could be a large framed picture
or a small photo or drawing.*

Jesus proved He was alive by sticking around and talking to over 500 people for 40 days. The people He saw could not help themselves. They **TOLD** everyone Jesus was alive. We know it's all true because they were faithful **TELL-ERS.**



Before He went back to Heaven, Jesus had one more **GO-TELL** message for us. Jesus said:

"God gave me authority and commanded me to commission you:

***GO** out and train everyone you meet,
far and near in this way of life,
baptizing them in the name of the Father, Son and Holy Spirit.*

***TELL** them everything I commanded you.*

*I will be with you as you do this, day after day after day,
right up to the end of the age."*

Matthew 28:18-20

That is what Jesus believers do! We **COME, SEE, GO, TELL** the story of how Jesus is alive. He is our Savior and He is everything He promised to be for all the people of the earth. We become Christians by

GO AND TELL! Jesus story is not over. It continues day after day in you and in me. It does not matter how young or old we are. Jesus Said, "**Go and Tell**".

***THE JASPER TOE LETTER:** This real life missionary story is a wonderful way to complete **A Paper Bag Easter Series**. Copy it on a folded piece of paper, make it look old and worn. Put it in an old, torn looking envelope with old stamps. Step on the envelope and dirty it up as if it has been traveling. Pull it from the paper bag to read aloud to the students:*

Jasper Toe Story (3:08)

Video Option: www.youtube.com Jasper Toe Story, Jeff Leake As the Bible Time leader, even if time or opportunity is not available to view this youtube video, watch it personally! It is an amazing story of **GO and TELL** the story of Jesus.

*Close In Prayer
Happy Easter!*



Dear Christian Believers,

I must tell you what happened in my village a long time ago, 1908 to be exact. Jasper Toe, a faithful villager followed the religion of our people in Liberia, Africa. Everyone loved Jasper Toe. He was hungry to know God. At night he stood outside his hut and looked up at the starry sky. Surely, he thought, there must be a Creator, but how could he know him?

One December night, Jasper Toe's heart hunger for God was so big that he looked to the sparkling sky and cried, "If there is a creator God, help me find you."

He heard a voice in his head. "Go to Garraway Beach. You will see a big box on the water with smoke coming out of it. (Jasper had never seen a steam ship before and didn't know what one was.) A little box will come out of the big box and the people in the little box will tell you who I am."

Jasper walked seven days to get to Garraway Beach. He never heard the name of Jesus and he didn't know it was Christmas day, 1908. Jasper stared out into the wide ocean water.

A young missionary couple felt deeply they must go to Africa. They didn't know where God wanted them. John and Jessie Perkins packed their belongings and got on a ship. They prayed and soon thought the Port of Garraway was the place to get off the ship.



The ship captain said, “No! There are cannibals there. People leave and never come back.” Finally he put John and Jessie and all their belongings in a canoe and they rowed to shore where Jasper Toe waited to greet them with great joy. They went back to his village with him.

Miracles happened. Salvation and healing. Young people, called to the ministry, trained by John Perkins, went to other villages to share the good news about Jesus. Hundreds of churches are in Liberia today because of Jasper Toe....and because John and Jessie Perkins obeyed God’s voice: “Go and Tell.”

Christmas Day, 2018 is the 110th Anniversary of the day Jasper Toe stood on Garraway Beach in Liberia waiting for someone to ‘go and tell’.

A Liberian Believer

*Come, See, Go, Tell!
Jesus Is Risen!*



PAPER CRAFTS




MAKING MEMORIES



WEEK TO WEEK:
PAPER CRAFTS



MAKING MEMORIES
ONE WEEK IN THE LIFE OF JESUS



Four weeks before Easter provide the perfect opportunity to feature highlights from the last week of Jesus' life on earth. Each activity is presented in a child friendly way. The true story of hurt, fear and rejection turn to absolute joy when the tomb is empty on Easter Sunday! Jesus is Risen!

PREPARE TO COMMUNICATE!

Maintain a child friendly attitude. Communicate this life changing story. Prepare thoughtfully before class. Whether teaching an individual class or repeating the activity to separate small groups, let them know Easter is the most important season of the year.

DECORATE!

Attach paper bags of all styles and sizes to the walls and bulletin board. These bags can be brown lunch bags, white bags or colorful gifts bags. Print Easter messages on the fronts of lunch bags in colorful shapes using staples or tape for a 3D look. Add Easter stickers, hearts, curling ribbon or other joyful accessories. **Hang colorful Japanese paper lanterns from the ceiling.**

HE IS NOT HERE, HE HAS RISEN
YOU ARE LOVED MORE THAN YOU KNOW
HAPPY EASTER!
COME! SEE! GO! TELL!
JESUS LOVES YOU!
GOOD MORNING!
1 CROSS+ 3 NAILS = 4 GIVEN
EASTER IS GOD'S SUPER POWER
JESUS IS THE LAMB OF GOD
I KNOW THAT MY REDEEMER LIVES!
TRUST GOD!
NOTHING IS IMPOSSIBLE!



PAPER PROJECTS

This Easter series is based on the simplicity of telling Jesus' story using the humble paper bag and paper. Each quick project should feature paper or cardboard in some fashion.

Purchase simple projects from craft companies online or locally. Companies phase new projects in and out of their product lines so see what is currently available.

Oriental Trading Company

www.orientaltrading.com

S&S Arts and Crafts

www.swww.com

Homemade Options: We suggest a few homemade options and patterns. The youngest students will be able to complete these ideas. Use our ideas or create your own from week to week. The goal is to have creative fun!

Set up crafting tables in one room with enough room for students to stand or sit. Students hear a quick reminder of the story for the week as they complete their project. It is a fast experience so no 'dawdling' allowed!

PREVIEW PROGRAM ONLY
CASUAL
NOT FOR USE
PLEASE PURCHASE
AT A GLANCE

WEEK 1: JOYFUL JERUSALEM
WEEK 2: SUPPER AND SILVER
WEEK 3: WHO SAYS FRIDAY IS GOOD
WEEK 4: COME! SEE! GO! TELL!


ENJOY YOURSELF!

A PAPER BAG EASTER is designed to make a spiritual impression on every student and leader no matter the age. Relax and enjoy the journey! Hug a kid, tell a story, make a paper craft! Put yourself into a position of enjoying great fun and help make a memory! Let your 'creative self' out of the PAPER BAG for four great weeks!



PAPER CRAFTS WEEK 1:

ONE WEEK IN THE LIFE OF JESUS



JOYFUL JERUSALEM

Welcome the students to PAPER CRAFTS-MAKING A MEMORY. Invite them to find a spot at the table. Get ready to have fun. Open the Easter Paper Bag (one large Easter gift bag) and show them the finished project. They will have approximately 15 minutes to complete their project so everyone must begin right away.

USE ONE OR MORE OF THESE OPTIONS
OR A SIMPLE PAPER CRAFT OF YOUR CHOICE.

OPTION 1: THE JERUSALEM DONKEY

Supplies: Donkey pattern, paper lunch bag, crayons or markers, glue, gift item. *Copy the Donkey Pattern--one per student. They color, cut and glue to a paper lunch bag. At the end of the session, give each student one small item to place inside their bag. (Hershey kisses, pencil, small toy) TAKE HOME.*

OPTION 2: HAND PRINT PALMS

Supplies: Green (2 shades -light and dark) construction paper, pencils, markers, scissors, yarn, craft sticks, glue (or tape). Make several hand prints (alternating greens) on construction paper, cut and attach to long paint stick with tape or glue. Tie yarn bow on stick. Hand print 'Hosanna' on the stick.



OPTION 3: TISSUE PAPER PALM LEAF CRAFT KIT

www.orientaltrading.com Let all kids make a palm leaf. Includes foam pieces, acetate sheets, tissue paper and a wooden craft stick. 16" All craft kit pieces are pre packaged for individual use. Kits include instructions and extra pieces. (Glue not included) IN-48/5714 \$9.99 makes 12.

OPTION 4: COLOR YOUR OWN HOLY WEEK MOBILE KIT

www.orientaltrading.com Get the Easter week theme going with a palm leaf 'Hosanna' mobile. Hang cardboard story circles with satin cording. 18" x 10" with 4" hanging cutouts. Craft kit pieces are pre packaged individually.

\$9.97/Dozen IN-48/8599



JOYFUL JERUSALEM CHAT

Jesus knew this was His last week. It started with cheering crowds and ended with a cross. Many things happened. Today we are going to remember Palm Sunday, the day Jesus rode like a king into the city of Jerusalem. Let's make a memory about that day.




POINTS OF INTEREST

While students are making their paper craft, mention basic parts of Palm Sunday's events.

1. **Why do we call it 'Palm Sunday'?** Palm Sunday was the beginning of Jesus' last week on earth. People cut palm branches to wave as Jesus entered Jerusalem in a parade. It was a grand celebration.
2. **Where did Jesus get a donkey?** He borrowed a small donkey and her baby colt. The owner didn't even ask any questions. He just said 'go ahead and take her'.
3. **Was Jesus alone?** His friends and disciples were excited to go to Jerusalem with Him.
4. **What did the crowd say?** The crowd shouted, "Hosanna, Blessed is he who comes in the name of the Lord! Blessed is the king of Israel!"
5. **What does 'Hosanna' mean?** It is a Hebrew word that means "to save, rescue, Savior". It is a special word, only used when talking about Jesus, the Son of David. The Jewish people were waiting for their Savior, their Messiah, their King.
6. **Did everyone know who Jesus was?** The whole city was stirred up, asking, "Who is this?" The crowds in the parade told them, "This is the prophet Jesus, from Nazareth of Galilee".
7. **What did the happy crowd do?** Almost everyone threw their coats on the ground and cut branches from the trees to make a fancy 'carpet' for Jesus and the little donkey. It was a special honor.
8. You will be surprised that after all this shouting, joy, celebration and palm branch waving, the end of Jesus' week will be much different.





PAPER CRAFTS WEEK 2:
ONE WEEK IN THE LIFE OF JESUS

SUPPER AND SILVER



Welcome the students to PAPER CRAFTS-MAKING A MEMORY. Invite them to find a spot at the table. Get ready to have fun. Open the Easter Paper Bag (one large Easter gift bag) and show them the finished project. They will have approximately 15 minutes to complete their project so everyone must begin right away.

**USE ONE OR MORE OF THESE OPTIONS
OR A SIMPLE PAPER CRAFT OF YOUR CHOICE.**

OPTION 1: LAST SUPPER COLORING PAGE

This is a simple project for the youngest students. Let them color the page, glue it to a larger piece of construction paper so it looks like a colorful frame. Attach a few pennies around the edges with glue. Let dry.

OPTION 2: COLOR YOUR OWN LAST SUPPER CROSS CUTOUTS
www.orientaltrading.com Color this Easter decorations with markers. Let kids show off their creative side with the last supper featured in the middle of the Cross. A memory maker and a family keeper!
7 3/8" X 11"
IN-48/8761 \$5.99/Dozen

OPTION 3: COLOR YOUR OWN DISCIPLES FANS
www.orientaltrading.com Part of the Last Supper was the group surrounding Him—the 12 disciples. This is an affordable, easy project for all ages. They complete a fan with each disciple's picture and name. Attach together with a metal brad. 6"
IN-13776243 \$4.99/Dozen



SUPPER AND SILVER CHAT

When do you get the hungriest during the day? Is it before breakfast or maybe just before lunch? Could you be really hungry when you get home and supper is in the oven and it smells so good? (Let students respond.) If you could pick one favorite supper meal, tell us what you would choose.

POINTS OF INTEREST

While students are making their paper craft, mention basic parts of today's events.

1. **What is an upper room?** We always hear about Jesus and the disciples eating the Last Supper in an upper room. It is upstairs like a guest room. That upper room is where people served meals like a humble restaurant.

2. **What important foods were served?** I'm sure there were good foods like grapes and fish. The important food we still honor today was served by Jesus. He broke a delicious loaf of bread and passed it around the table for everyone to eat. He poured a cup of wine and let everyone take a sip.

3. **What did the food mean?** We still remember Jesus in all our churches when we celebrate Communion. We have a tiny bit of bread to remind us of Jesus' body given for us. We sip a bit of juice to remember that Jesus gave His blood. Jesus rescued us from sin and became our Savior when He died on the Cross and rose from the grave.


4. **Why did Judas betray Jesus and report Him to the religious leaders and government?** Judas was the treasurer for the disciples. He was not honest and took money from them. Judas wanted money, money, money. He sold Jesus information for 30 pieces of silver. That was really bad.

5. **Where did Jesus and the disciples go after their Last Supper?** They went up the hillside to the Garden of Gethsemane where Jesus prayed hard. He was praying for Himself to be brave and He was praying for us. The disciples were so tired they all fell asleep. This is where Judas met them, kissed Jesus and Jesus was arrested.





PAPER CRAFTS WEEK 3:
ONE WEEK IN THE LIFE OF JESUS



WHO SAYS FRIDAY IS GOOD?

Welcome the students to **PAPER CRAFTS-MAKING A MEMORY**. Invite them to find a spot at the table. Get ready to have fun. Open the Easter Paper Bag (one large Easter gift bag) and show them the finished project. They will have approximately 15 minutes to complete their project so everyone must begin right away.

USE ONE OR MORE OF THESE OPTIONS
OR A SIMPLE PAPER CRAFT OF YOUR CHOICE.

OPTION 1: THE CROSS COLORING PAGE

Supplies: Cross page, crayons, cotton balls, vegetable oil. This is a great project for the youngest students. Color the Cross with crayons. Using a cotton ball and small amount of vegetable oil, cover the completed paper with oil. It becomes a 'stained glass effect'.

**** CLOSE ENCOUNTERS MINISTRIES PERSONAL FAVORITE! ****

OPTION 2: COLOR YOUR OWN CROSS FUZZY PICTURES

www.orientaltrading.com From youngest to oldest student, this is a wonderfully colorful cross that resembles a stained glass church window. Perfect for large groups. Color with markers. 9" IN-48/1919 \$5.99/12

OPTION 3: 3 CROSSES MAGIC COLOR SCRATCH ORNAMENTS

www.orientaltrading.com Scratch away the black covering to reveal a rainbow of bright colors. Includes 24 ornaments and 12 plastic scratching tools and satin cords for easy hanging. 4 1/2" x 4 3/4". IN-13757437 \$6.99/24

OPTION 4: CHOOSE YOUR OWN PROJECT

www.orientaltrading.com There are so many delightful Cross craft projects offered at excellent group prices by Oriental Trading, we think it would be fun for you to browse their online store and choose a project appropriate for each age grouping. Take a look and have fun!



WHO SAYS FRIDAY IS GOOD?

While we work on our projects today, we should talk about the saddest day in history. It is the Friday that Jesus died on the Cross outside the city of Jerusalem in Israel.

1. **What did Jesus do to deserve to die on a cross?** Nothing! Jesus was kind and good. He loved people and healed the sick. He even raised the dead. Jesus caused leaders to become very jealous of Him. They wanted people to follow them and not Jesus. These people made up false stories and eventually caused Jesus to be arrested and killed.


2. **Where did Jesus die?** It was a hill outside Jerusalem called Golgotha. People still visit that place today.

3. **Why do people say "Good Friday" when it was so awful?** Jesus died for our sins. He became our Savior that Friday. It was a very bad, no good, awful day but it was a wonderful, very good day for you and me!

4. **How do I become a Christian believer?** It is more than going to church and being good. We ask the Lord to forgive our sins, live within us and serve Him with our whole lives. When we do that one time, we are going to have wonderful adventures with Jesus and live with Him someday in Heaven! That is the whole reason Jesus died on the Cross.

5. **Did Jesus stay dead?** No! It was an amazing miracle! We are going to talk about it next week!






PAPER CRAFTS WEEK 4:
ONE WEEK IN THE LIFE OF JESUS

COME! SEE! GO! TELL!

Welcome the students to *PAPER CRAFTS-MAKING A MEMORY*. Invite them to find a spot at the table. Get ready to have fun. Open the Easter Paper Bag (one large Easter gift bag) and show them the finished project. They will have approximately 15 minutes to complete their project so everyone must begin right away.



USE ONE OR MORE OF THESE OPTIONS
OR A SIMPLE PAPER CRAFT OF YOUR CHOICE.

OPTION 1 : EASTER STORY WREATH

www.weelittlemiracles.com Offers free printables featuring each segment of the Easter story. Easy and fun. Check it out and make paper copies for your group young and old.

OPTION 2: EASTER PENNANT BANNER

www.orientaltrading.com This banner looks great hung in classrooms when completed. Hand one pennant per student for a coloring team effort, string together and hang! Includes 12 assorted paper pennants and satin cording to make one banner. 7 ½" x 7 feet. Purchase one banner for each class or small group. Impressive when displayed for each small group!

IN-13757526 \$3.97 Each Banner

OPTION 3: MAGIC COLOR SCRATCH
INSPIRATIONAL ORNAMENTS

www.orientaltrading.com Scratch your own fun designs into these inspirational ornaments. REJOICE FAITH PRAISE JESUS Includes 24 ornaments, 12 plastic scratching tools and 24 satin ribbons. 4"

IN-48/5015 \$6.99 MAKES 24



COME! SEE! GO! TELL!

While we work on our projects, let's talk about the happiest day in history. It is early Sunday morning. The day Jesus rose from the grave! (Matthew 28)



1. Did Easter morning begin as a happy day or a sad day? Sad. As the morning began, there were strong guards watching a dark, silent cave. There was a huge, heavy stone across the cave's opening. It was sad and quiet.

2. What was the first thing that happened to make Easter Sunday morning the happiest day? Suddenly, an earthquake! The guards fell down. They were alive but so afraid they looked like they were dead. Whoa! Big surprise!

3. Who showed up at Jesus' grave other than an angel? Jesus' friends were in a room, crying and afraid they were going to be the next to die. Two dear women friends knew it was time to place sweet smelling spices and perfumes in Jesus' grave clothes. Mary Magdalene and another Mary showed up at the place where Jesus lay. No smiles, just sad friends with a final goodbye to Jesus.

4. What did they find at the tomb? An earthquake! And then they found an angel of the Lord going to the tomb, rolling the stone and that angel sat right down on the stone! I don't know about you but I would be SHOCKED!

5. What DIDN'T they find at the tomb? Jesus! He was gone. He didn't walk out of the tomb. He was already risen and gone. The tomb was empty!

6. What did the angel look like? We don't know what angels look like as they go about their daily jobs protecting us. THIS angel looked like pictures we see of angels:

He was strong-rolled that stone away.
He looked like lightning-bright, shiny, flashy, powerful.
His clothes were white as snow-do you wear sunglasses
in winter snow? That kind of bright, make your eyes water 'bright'!



7. What did the angel say? Check it out. He said so much in a few words.

"Do not be afraid!"

-No kidding! I would be very afraid of all that angel stuff.

"I know you're looking for Jesus, who was crucified."

-He was smart.

"He is not here."

-He encouraged them to see for themselves.

"He is risen just as He said."

-Weren't you listening when He said it the first time?

"**COME, SEE** the place where He lay."

-Look! You can take your own steps and use your eyes.

"**GO** quickly"

-Run! Get out of here. Nothing is happening here.

"**TELL** His disciples."

-You got the straight story from me. Tell them!

"He has risen from the dead and is going ahead of you into Galilee.

There you will see him!"

-The angel had a specific message for the disciples.

"Now I have told you."

-There! I did my job now you do yours. Move your feet!

8. What did the women do? They moved their feet! They were still afraid but they ran with joy to tell the disciples "Jesus is risen from the dead just like He said He would do!"


9. As they ran, guess who they ran into? Jesus! He said, "Hello!" They fell at His feet and worshiped Him. He said, "Don't be afraid. (*Again, no kidding! I would be afraid!*) Go and tell my brothers to go to Galilee: they will see me there."

So many more things happened on the happiest day. Today we call it Easter but let's just call this wonderful day:

Resurrection Day!



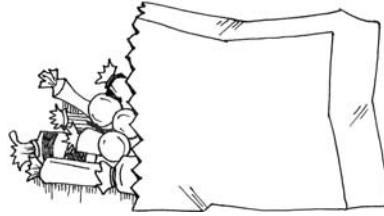
PAPER BAG SNACKS



FOOD FUN!



WEEK TO WEEK PAPER BAG SNACKS FOOD FUN!



ONE WEEK IN THE LIFE OF JESUS

Four weeks during Easter season provide the perfect opportunity to enjoy the company of friends, hear the wonderful story of Jesus and, along the way, enjoy a delicious paper bag snack and learn a scripture verse.

PREPARE TO COMMUNICATE!

Maintain a child friendly attitude. Prepare thoughtfully. Whether teaching an individual class or repeating the snack to separate small groups, let them know Easter is the most important season of the year.

DECORATE!

Use paper bags to decorate snack tables. Choose inexpensive Easter gift bags from the Dollar Store. Surround each centerpiece with colorful Easter basket 'grass' and spring silk flowers. Add crosses, eggs, rocks to each table. The snack spot should be cheerful and colorful.

Add several stand up 4" x 6" colorful index cards with the scripture verse printed on them. Place them so reading students can see them at the table.

ENCOURAGE JOY!

This is a place where groups relax and discover their snack of the day. Encourage chatting and sharing between students and leaders. Teach the scripture verse simply and say it several times with the entire group. Review the verses as weeks progress.



SNACK CHOICES

There is an amazing array of snack choices that make children smile. Be creative when choosing the snack of the day. We make suggestions but you know what your children like best. Combine fun foods and healthy foods.

*Be aware of allergies.
Ask parents for recommendations
as necessary.*

Fill brown or white paper lunch bags with individual snack combinations. It is so much fun to open surprises at the table. Wrap individual snacks as needed. This can be done at home or in the church kitchen depending upon the snack, staff and available space.

OPTION: Stick a big, colorful sticker on each bag before inserting snack.

CASUAL

Use paper napkins, paper plates, wicker baskets and paper bags to serve snacks. Tables should be child friendly. Set up garbage containers and ask students to toss their own remainders in the container. Decide if students can take leftovers home in their bag or whether carrying them will be a hassle.

ENJOY YOURSELF

Relax and enjoy the journey! Hug a kid, tell a story, eat something fun and delicious. Put yourself into a position of enjoying great fun and making a memory! Let your 'inner chef' pour of the PAPER BAG for four great weeks!

A Little Word Concerning Fussy Eaters

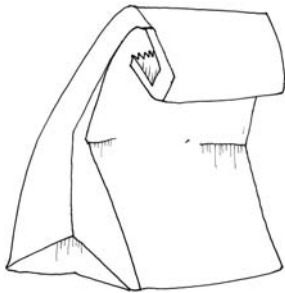
Do not be intimidated into providing "special" choices for children who say they do not like the snack of the day. Be cheerful. Encourage them to try the snack but if they do not want it just say, "That's okay! I am sure that your family is planning lunch when you get home. This is just a fun time so you can talk with your friends." No arguing or substitutions needed. The only exception should be for allergies and that issue will be handled with parents before the sessions begin.

To save your own sanity, snacks are served only to those who are present. Do not provide extra snacks for family members or children who are not there. "You must be here to enjoy today's snack!"



SNACKS GALORE

There are many snack options. Here are a few suggestions to get your appetites started. Pack the paper bags with the day's snacks. Add a napkin and plastic ware as needed. Beverages may be served separately or added to the bag if it is a juice box, small water bottle, milk container.



FRUIT CUPS
GRANOLA BARS
TRAIL MIX: RAISINS, M&M'S CHEX MIX
(OMIT PEANUTS)
APPLESAUCE CUPS WITH RITZ CRACKERS
CHEESE STICKS
BOXED RAISINS

Crunchy Veggies: Carrots, Celery, Broccoli, Olives, Pickles, with Ranch Dip

Crunchy Fruit: Cut up and bag apple slices, peach slices

Fruit: Banana, orange slices, seedless grapes, strawberries, blueberries

Individual Bags: Potato Chips, Pretzels, Cheese Curls, Chex Mix

Protein: Cream Cheese Ham Rolls wrapped in plastic wrap
Beef sticks, deli chicken with cheese and shredded lettuce wrap
chicken nuggets (baked, cooled, wrapped) and ranch dip

Half Sandwiches: Jelly and butter, ham and cheese, egg salad,
soft tortilla wrap/roll with cheese, ham and tomato

Desserts: Homemade cookies, yogurt, jello cups, pudding cups,
brownies, rice krispy treats, donuts, muffins, fruit pie

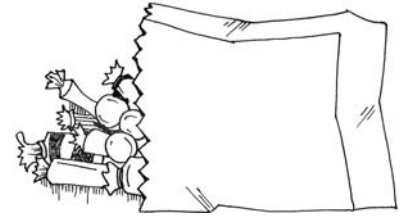
*The perfect "wow" response is when the bag is opened
and there are two or three small snacks inside.*

Mix and match choices from week to week as desired.

Make each bag a fun treat!



SNACKS WORKSHEET
15-20 MINUTES



WEEK 1: JOYFUL JERUSALEM

Snack:

Verse: "The joy of the Lord is my strength!" Nehemiah 8:10

WEEK 2: SUPPER AND SILVER

Snack:

Verse: "Jesus said, 'I am the bread of life. He who comes to Me shall never hunger and he who believes in Me shall never thirst.'" John 6:35

WEEK 3: WHO SAYS FRIDAY IS GOOD?

Snack:

Verse: "For God so loved the world that He gave His only Son that whosoever believes in Him shall not perish but have everlasting life." John 3:16

WEEK 4: COME! SEE! GO! TELL!

Snack:

Verse: "Go quickly and tell the other disciples that Jesus has risen from the dead...." Matthew 28:7a



A FINAL PAPER WORD



“A Paper Bag Easter” makes the entire season leading to Easter relevant to children of all ages. What better way to engage the hearts and minds of everyone than to tell a story, make a craft and eat something yummy. That will bring them back week to week!

Guaranteed!

It begins with you! It cannot be said enough that enthusiasm is caught as well as taught. Enjoy four weeks of Easter activities. Tell the story of Jesus’ last week on earth with a child like wonder that God would begin His plan at little Bethlehem and end it at Calvary. The ultimate surprise is that Calvary wasn’t even close to the end. It was God’s new beginning that includes all of us.

Guaranteed!

In the midst of evil intentions God orchestrated the biggest comeback in history. Jesus rose from the grave just as He said. And when He rose, strength, courage and the Gift of the Holy Spirit was infused into all believers from then until now.

Guaranteed!

Jesus said, “All authority in heaven and on earth has been given to Me. Therefore go and make disciples of all nations, baptizing them in the name of the Father and of the Son and of the Holy Spirit, and teaching them to obey everything I have commanded you. And surely I am with you always, to the very end of the age.” Matthew 28:18-20

Guaranteed!

HAPPY PAPER BAG EASTER!!!

