

nanimarquina

Size guide

Suggestions to install your rug

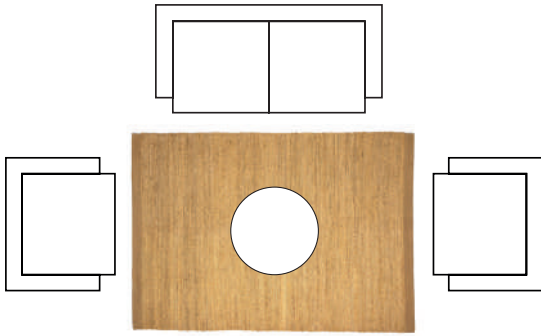
This guide

Selecting a rug is an important moment, since it will define the character of our spaces. Likewise, it is imperative to decide how it will coexist with other elements and although there is no right or wrong way to place your rug, there are certain rules that you can take into account to choose the model that best suits you. This is why we have prepared a rug placement guide to help you achieve the perfect rug layout for your space.

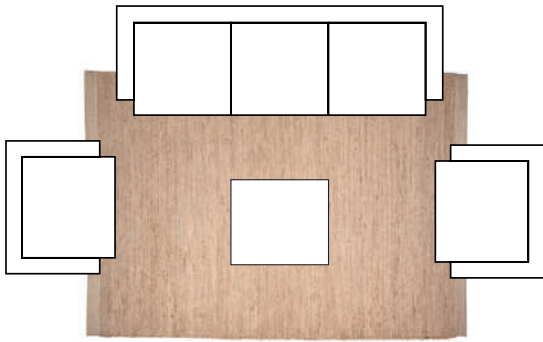
The first step is to always measure the floor space in which the rug will be placed as well as considering the furniture that will coexist in the chosen area so as to ensure you are able to take the best possible decision in regards to interior design.

All rug sizes in this guide correspond with standard nanimarquina measurements. We know that each space is unique and may require special products, so our design and production teams are at your disposal to create bespoke options that suit your needs.


Do not hesitate to write to info@nanimarquina.com with your requests: from different sizes and unique designs to customized solutions for home wiring and special installations.



170x240 cm 5'7"x7'10"



200x300 cm 6'7"x9'10"



300x400 cm 9'10"x13'1"

Living room

As a general rule, large and small rest areas benefit greatly from adding a rug, which helps to define the different spaces and brings comfort to the entire room. A rug will additionally offer acoustic insulation.

We recommend choosing large rugs to accompany furniture. A rug that does not extend to at least the length of the main sofa may seem overly small. Circular and smaller size rugs are a great solution to create a more intimate reading nook.

Sofa
92x275 cm



Sofa
92x192 cm



Armchair
92x112 cm




Coffee table
105x120 cm




Coffee table
ø 80 cm





250x250 cm 8'2"x8'2"



ø150 cm 4'x11"

Living room

Sofa
92x275 cm



Sofa
92x192 cm



Armchair
92x112 cm

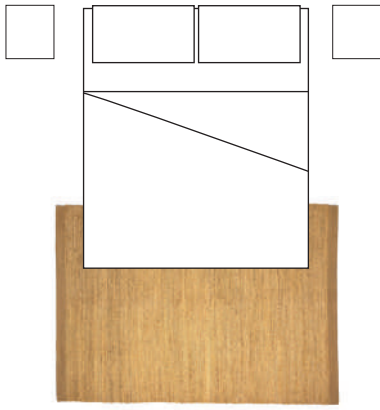


Coffee table
105x120 cm

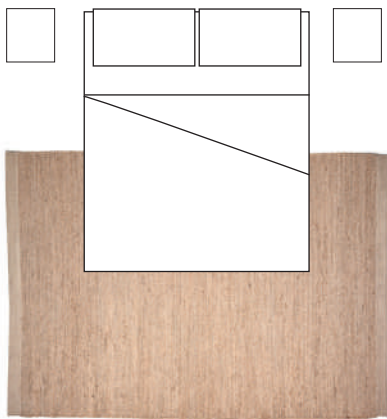


Coffee table
80x80 cm

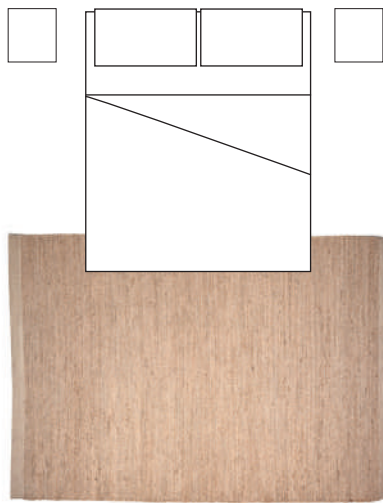




170x240 cm 5'7"x7'10"



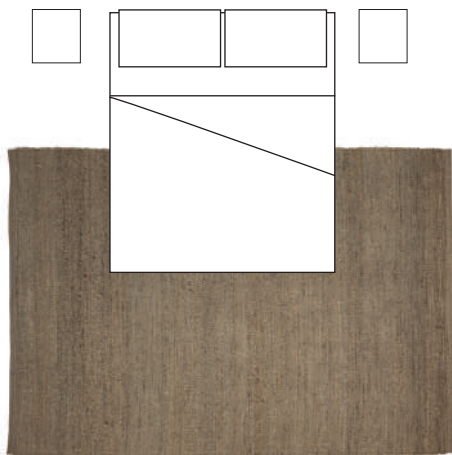
200x300 cm 6'7"x9'10"



200x300 cm 6'7"x9'10"

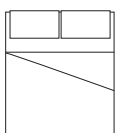
Bedroom

A rug is a great companion for bedrooms, where maximum comfort is usually sought. It can be placed at the foot of a bed, taking advantage of the warmth it offers upon entering and leaving the room; smaller sizes can be placed on both sides of the bed or the rug can even be used as a decorative element.



300x400 cm 9'10"x13'1"

Bed
180x200 cm

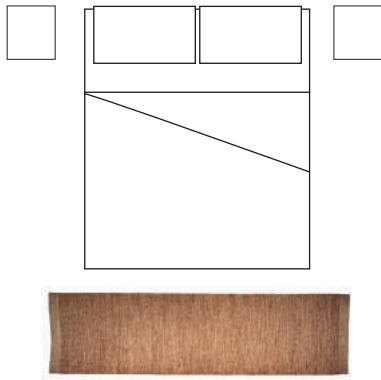


Night table
50x50 cm

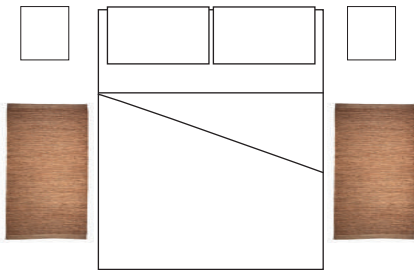


Bed
80x190 cm






80x240 cm 2'8"x7'10"



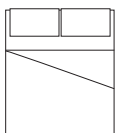
80x140 cm 2'8"x4'7"



80x140 cm 2'8"x4'7"

Indoor
bedroom

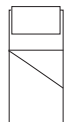
Bed
180x200 cm

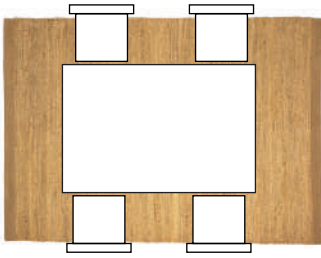


Night table
50x50 cm

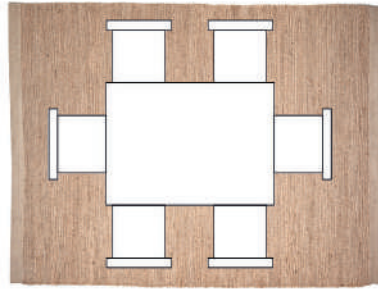


Bed
80x190 cm







170x240 cm 5'7"x7'10"



200x300 cm 6'7"x9'10"



300x400 cm 9'10"x13'1"



ø150 cm 4'x11"

Dining room

In dining rooms, a rug under the table is a great solution to improve the acoustics of the space, as well as providing comfort and personality.

The size of the rug should be proportional to the size of the table and ideally slightly larger so that the back legs of the chairs do not protrude from the rug once seated. Specifically, a seated person generally occupies 75cm; therefore, the rug should be approximately 1m larger than the table on each side.

Table
100x220 cm



Table
100x150 cm



Table
200x100 cm

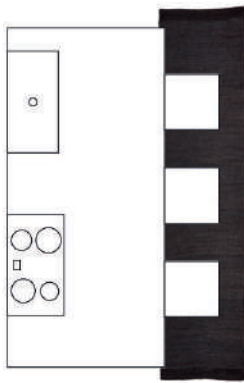


Table
ø 100 cm

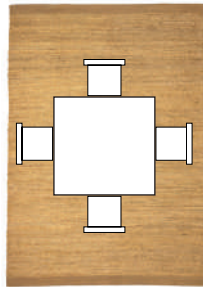


Chair
51x58

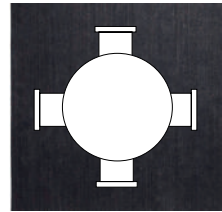
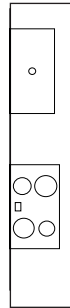




75x400 cm 2'5"x12'13.5"



170x240 cm 5'7"x7'10"



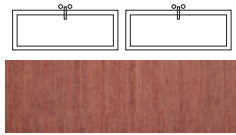

250x250 cm 8'2"x8'2"

Kitchen

Long, narrow rugs, commonly labelled runners, work very well in kitchens. One example would be to separate food preparation and eating areas. A rug can also be placed to indicate a transition to another room.

Stool
48x49 cm





80x240 cm

2'8"x7'10"

Bathroom

Although less frequent, a rug can be the perfect companion for bathrooms. Adding a touch of comfort, separating wet zones from the rest of the room or indicating the entrance to a different area.

Bathtub
100x220 cm




Sink
100x150 cm

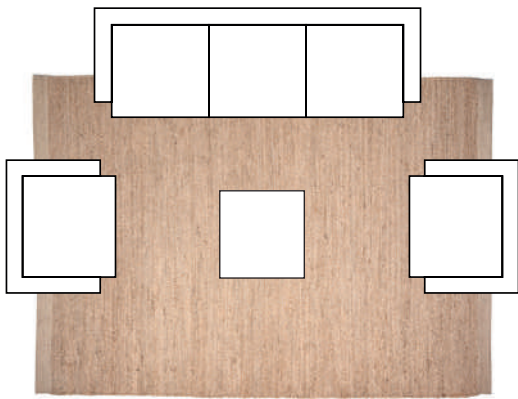


WC
39x59 cm

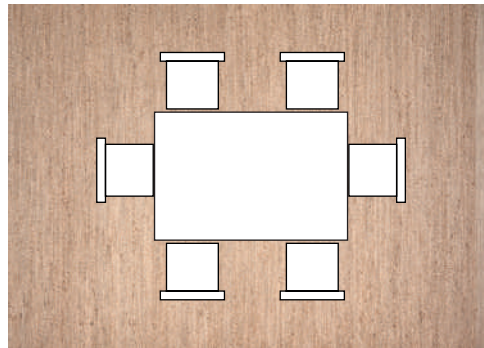




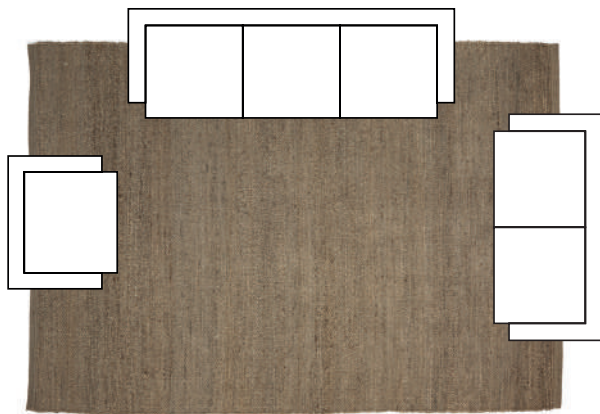
170x240 cm 5'7"x7'10"



200x300 cm 6'7"x9'10"



200x300 cm 6'7"x9'10"



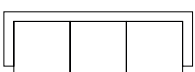
300x400 cm 9'10"x13'1"

Terrace

Outdoor rugs are perfect for terraces and outside areas in order to achieve the same sensation of comfort as indoor spaces. These rugs will help to define specific areas and add personality, while being resistant and easy to maintain.

Similar to recommendations for interiors: choose large rugs to accompany sofas and armchairs. Should a table complete the outdoor setting, the rug should be proportional to the size of the table.

Sofa
90x238 cm



Sofa
90x192 cm



Armchair
90x97 cm



Coffee table
120x120 cm

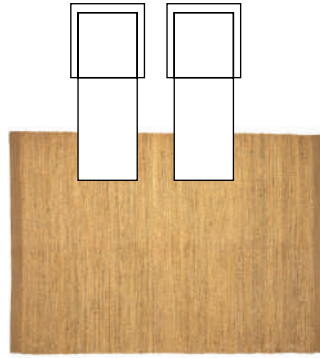



Table
100x150 cm




Chair
51x58





170x240 cm 5'7"x7'10"



200x300 cm 6'7"x9'10"

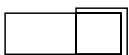


300x400 cm
9'10"x13'1"

Pool

An outdoor rug can be a great asset for pool areas where we wish to add color and personality.

Chaise lounge
85x203 cm

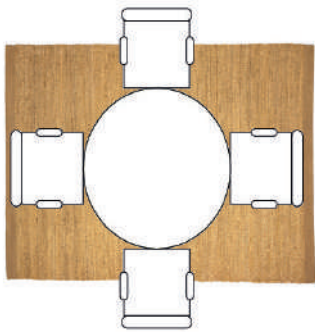


Armchair
90x97 cm




Side table
Ø 48 cm







170x240 cm 5'7"x7'10"



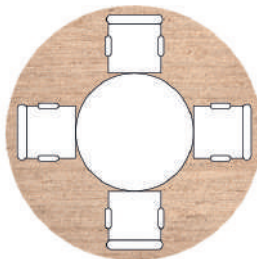
200x300 cm 6'7"x9'10"



300x400 cm 9'10"x13'1"



170x240 cm 5'7"x7'10"



∅ 250 cm 8'x2"

Work spaces

The benefits of a rug are especially attractive for work environments: it is an excellent acoustic and thermal insulator while reducing static electricity. In addition, rugs provide warmth and well-being.

Rugs can be placed under individual desks or in meeting rooms where comfort is especially necessary. The rug will also be a great ally in creating different areas within the same space, such as leisure and rest, reception and waiting areas, etc.

Table
180x80 cm



Table
140x240 cm



Table
100x100 cm



Table
∅ 48 cm



Chair
59x59 cm

