

Choose the language

English

Italiano

Deutsch

Français

Español

DOT SHELVING SYSTEM

Finish for upright:

Anodised aluminium

White lacquered aluminium (similar to RAL 9016) Black

lacquered aluminium (similar to RAL 9004)

Finish of top:

Aluminium grey lacquered steel (similar to RAL 7042)

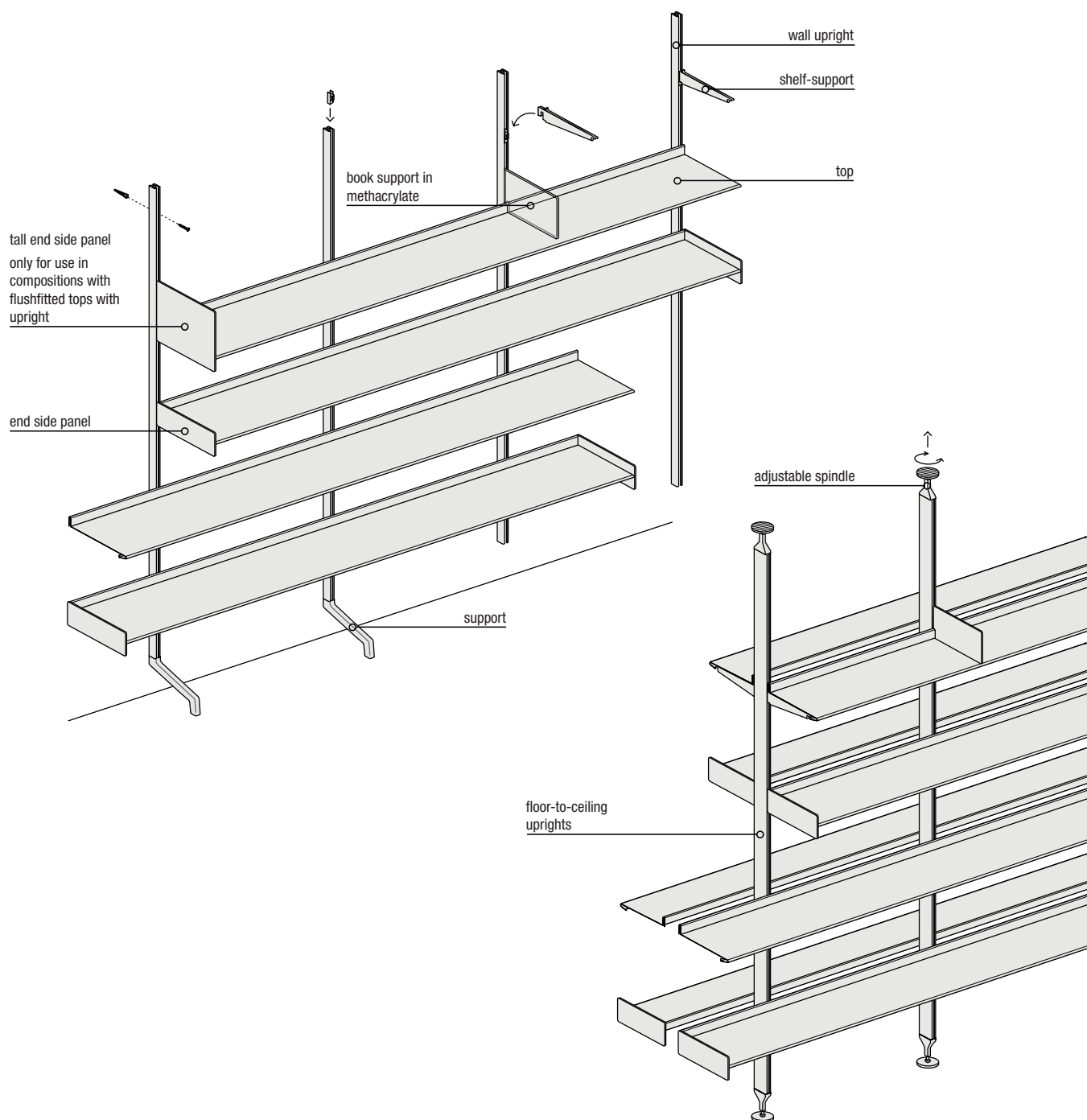
White lacquered steel (similar to RAL 9016)

Black lacquered steel (similar to RAL 9004)

Note:

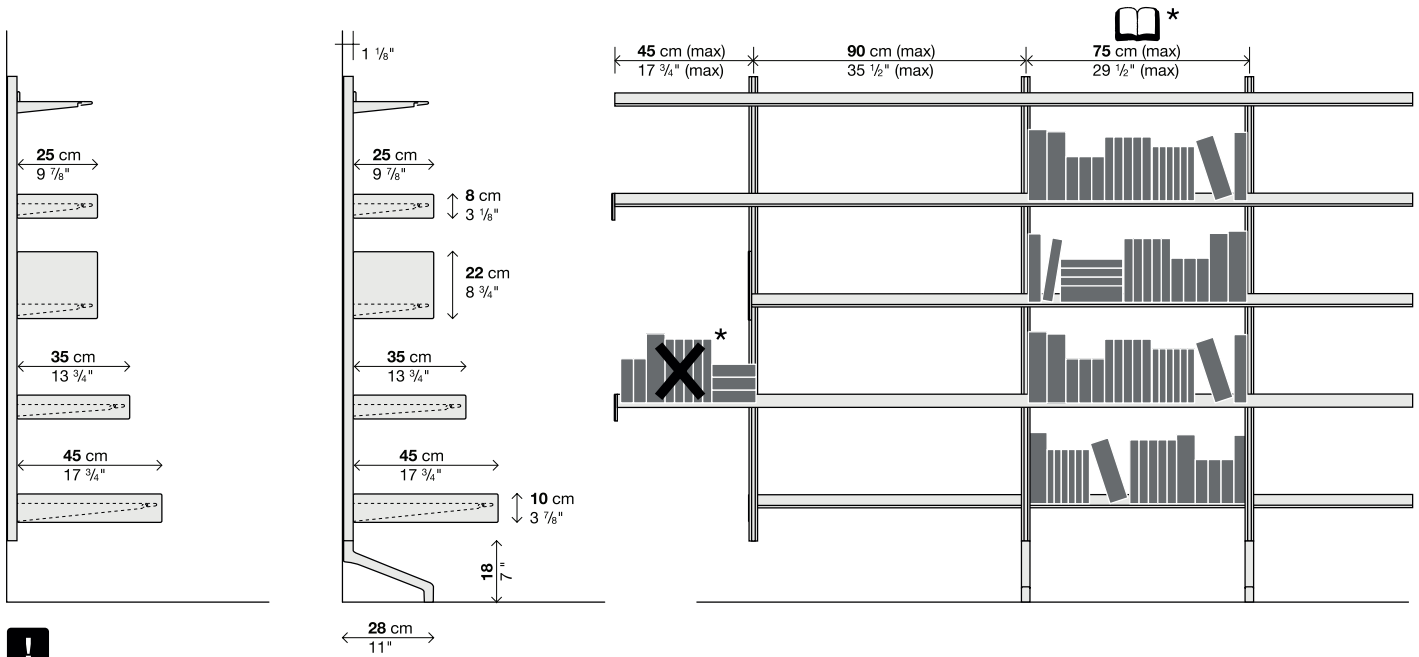
This bookcase should be assembled taking into consideration the type of wall it will be anchored to.

Add the sketch of the arrangement with the list of each single element to the order (page 350-351).



DOT SHELVING SYSTEM

Wall-fixed bookcase. Wall-hung or floor-standing version.



The distance between the uprights must not exceed 90 cm.

In projecting arrangements, it is important not to exceed a projection of 45 cm. Maximum advisable load on the projecting part is **10 kg**.

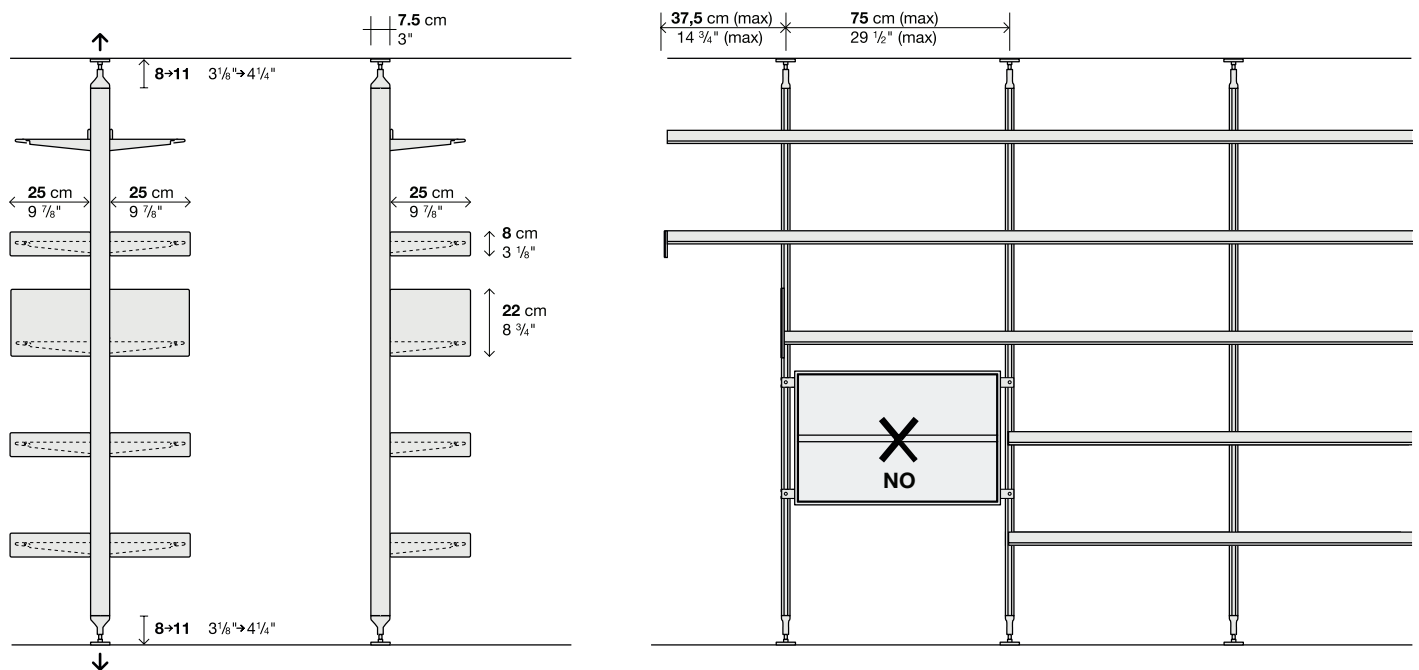
Shelves can be custom-sized in width and uprights in height.

Maximum advisable load for 25/35 cm deep shelves is **40 kg** (with a distance between uprights of 90 cm), **60 kg** (with a distance between uprights of 75 cm).

Maximum advisable load for 45 cm deep shelves is **30 kg** (with a distance between uprights of 90 cm), **40 kg** (with a distance between uprights of 75 cm).

(*) For bookshelves, it is advisable not to use offset shelves, and the maximum interval between the uprights must not exceed 75 cm.

Bookcase fixed to the ceiling by means of adjustable thrust devices. Double and single-faced versions are available.



The distance between uprights must not exceed 75 cm.

In projecting arrangements, it is important not to exceed a projection of 37,5 cm. Maximum advisable load on the projecting part is **10 kg**.

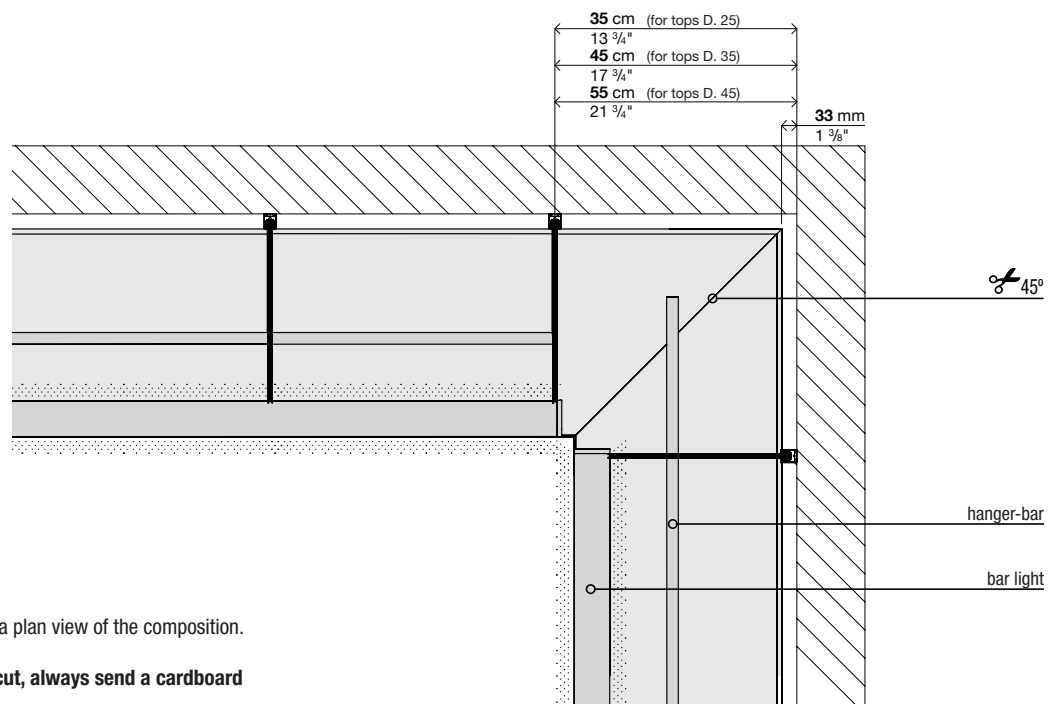
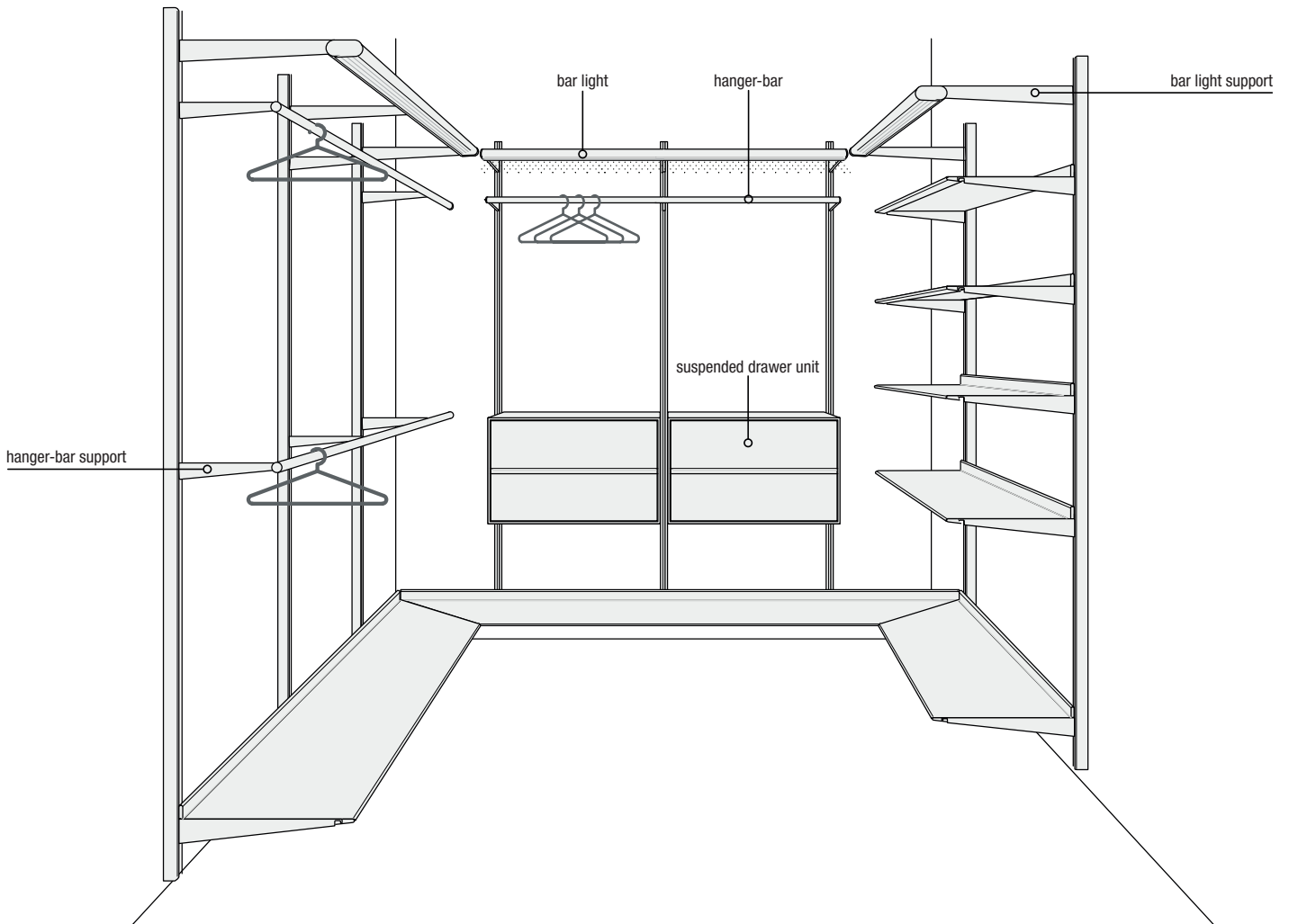
Shelves can be custom-sized in width and uprights in height.

For ceiling-fixed bookcases it is advisable to use 25 cm deep shelves only.

Maximum advisable load for 25 cm deep shelves is **40 kg** (with a distance between uprights of 75 cm).

DOT SHELVING SYSTEM

Wardrobe



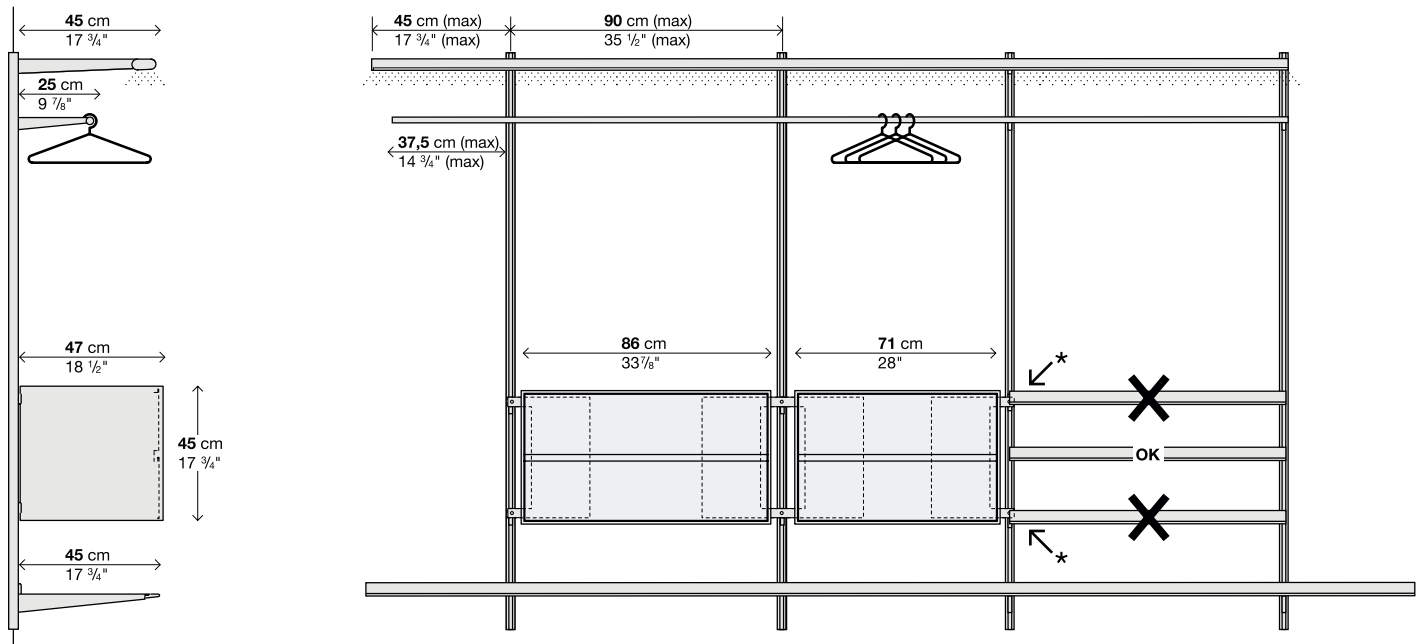
In the case of a corner composition, also give a plan view of the composition. Fill in one form for each wall.

To ensure that ours is a precision tailored cut, always send a cardboard pattern of the corner.

DOT SHELVING SYSTEM

Wardrobe

Wall walk-in wardrobe with wall mounted drawer units.



The distance between the uprights must not exceed 90 cm.

The clothes rails and luminous bar can be cut to size.

Shelves can be custom-sized in width and uprights in height.

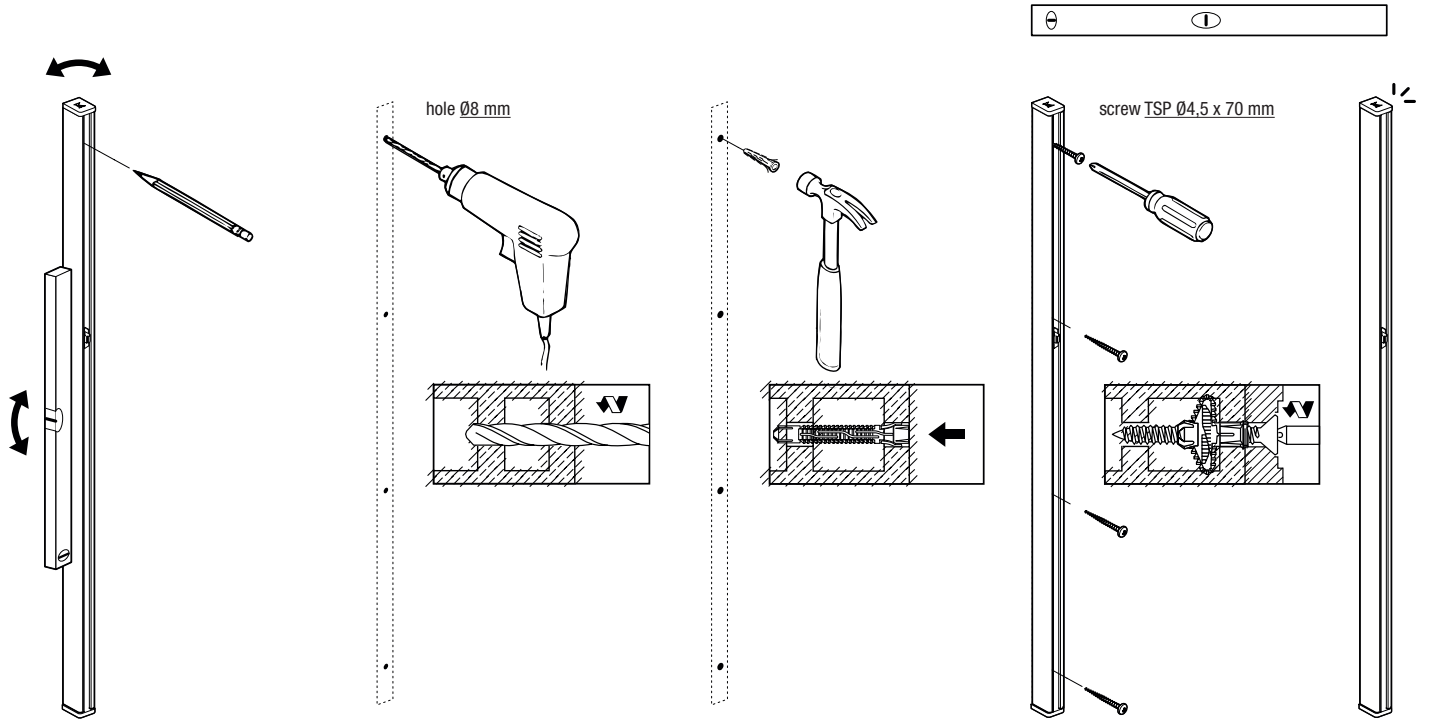
Maximum advisable load for 45 cm deep shelves is **30 kg** (with a distance between uprights of 90 cm), **40 kg** (with a distance between uprights of 75 cm).

For cantilevered elements it is important not to exceed a projection of 45 cm. Recommended projection bearing capacity is **25 kg**.

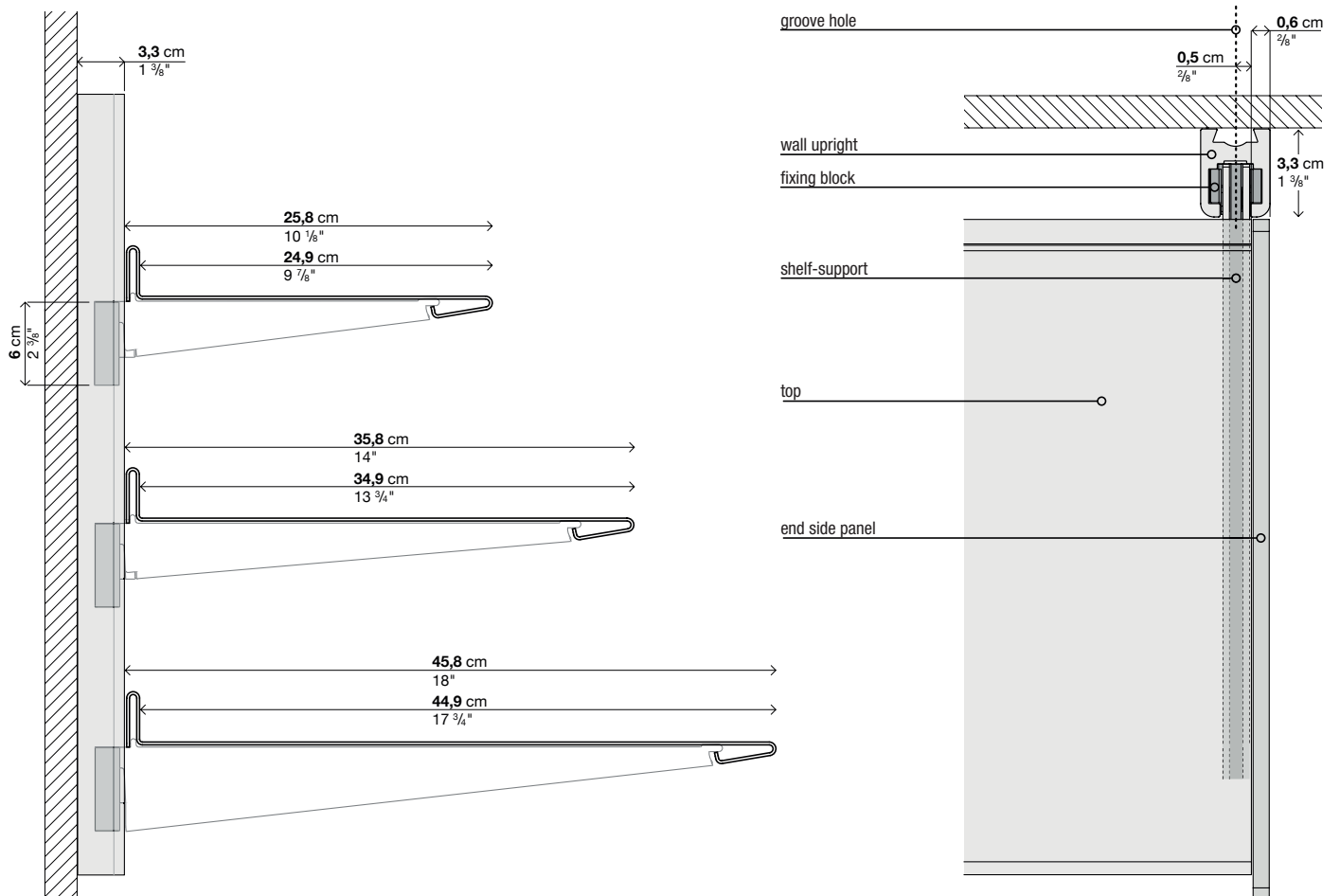
(*) It is not possible to line up other shelves above or under the hanging drawers.

DOT SHELVING SYSTEM

Attaching wall-mounted uprights

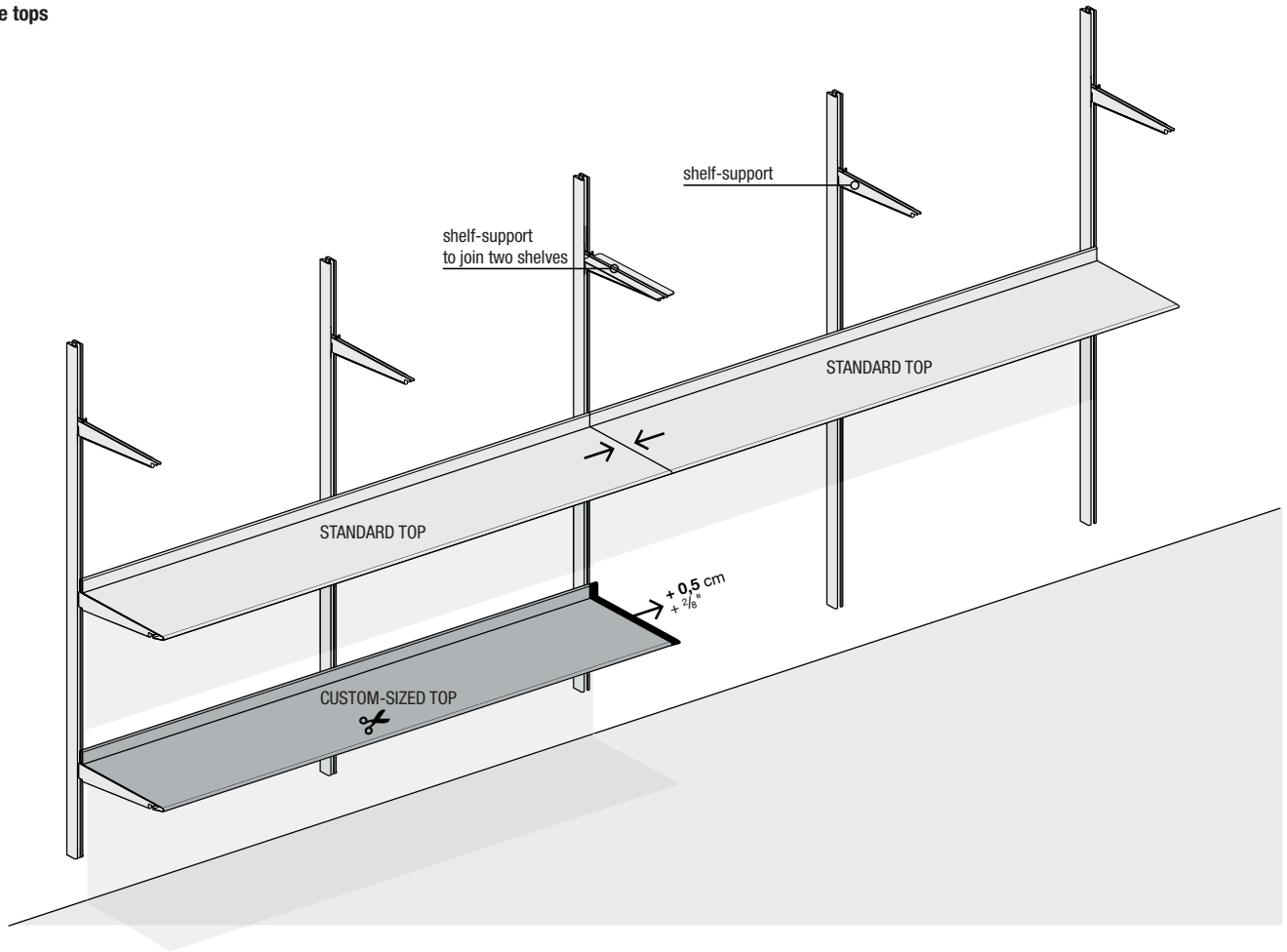


Real measurements



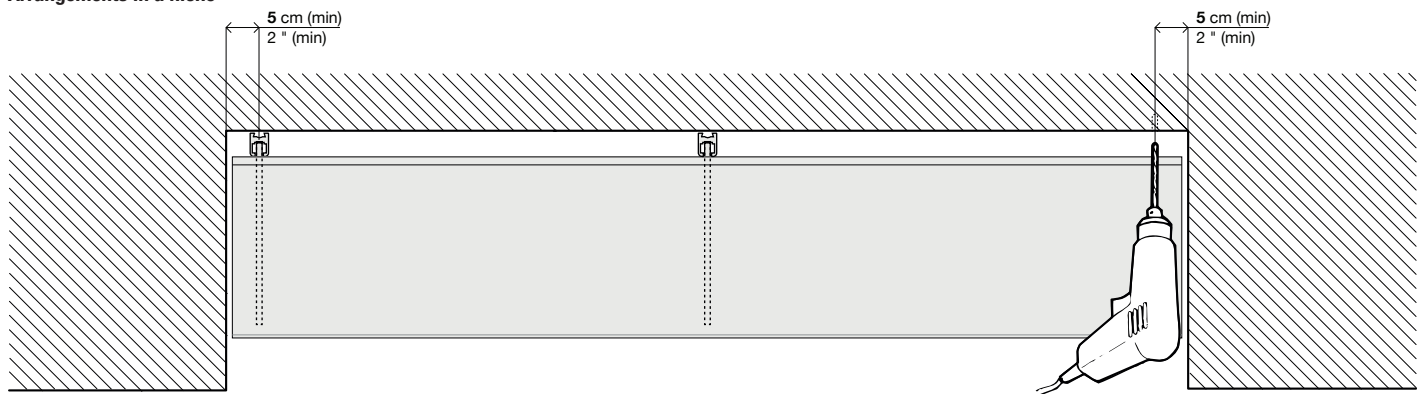
DOT SHELVING SYSTEM

Aligning the tops



For arrangements that include aligned tops with standard measurements on one level and single tops on other levels, the latter must be made with a custom-sized cut (+ 0,5 cm) for correct alignment.

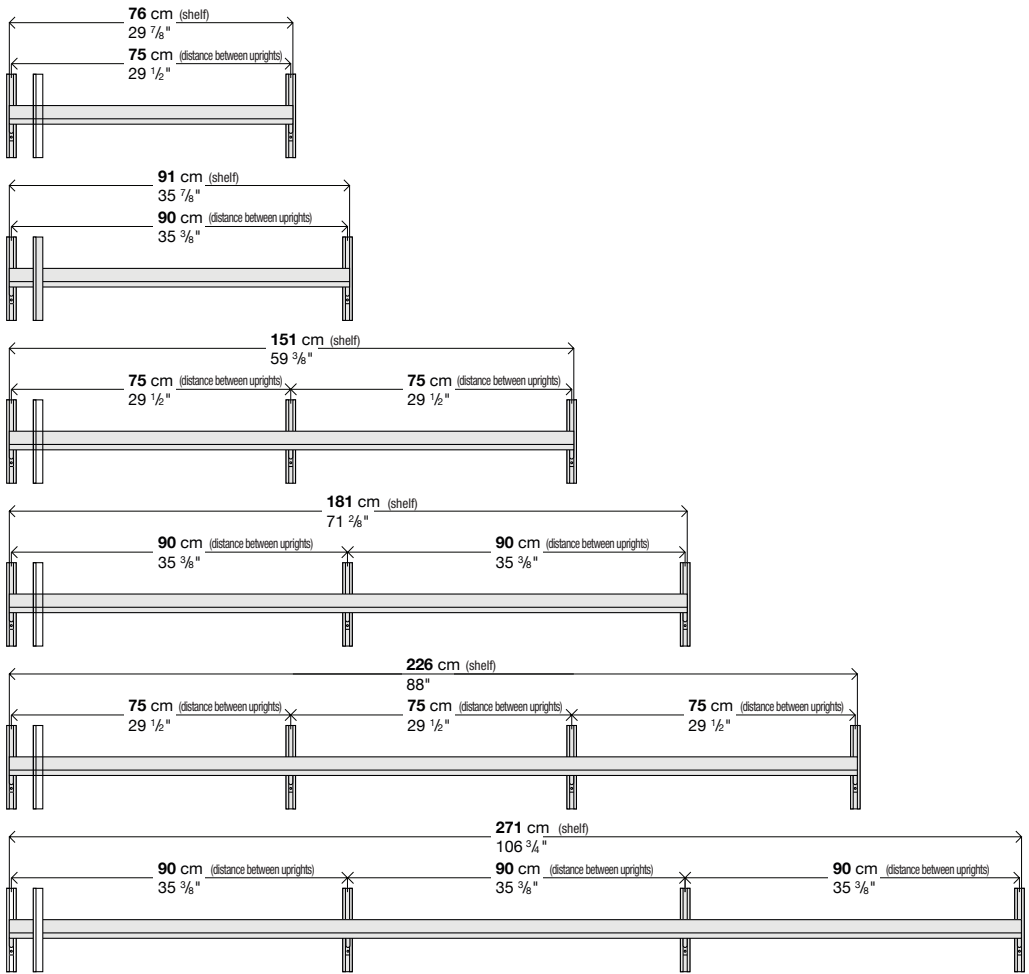
Arrangements in a niche



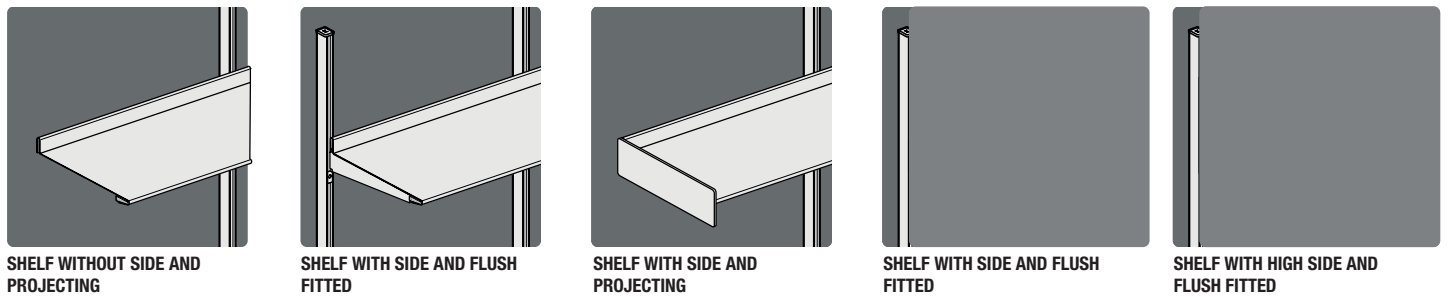
For arrangements in a niche, a minimum distance of 5 cm between the wall and the first gap of the upright is recommended. This space is required for easy drilling.

DOT SHELVING SYSTEM

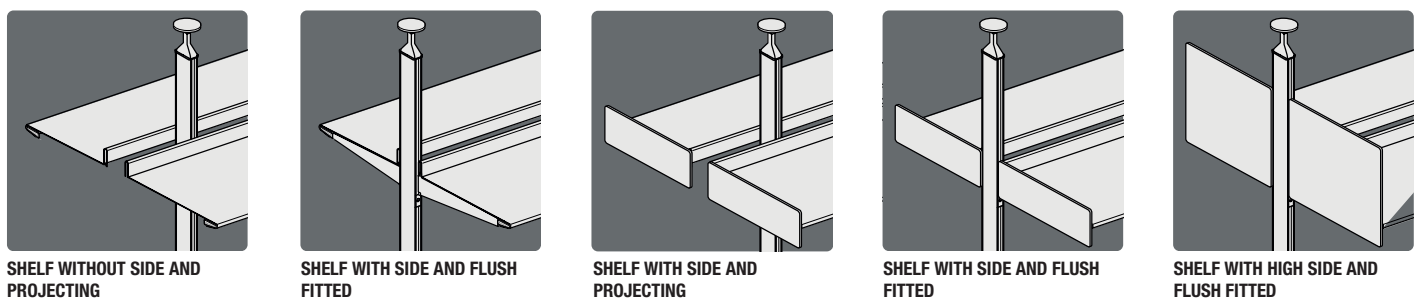
Distance between uprights



Wall-fixed bookcase



Bookcase fixed to the ceiling by means of adjustable thrust devices

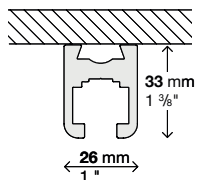


DOT SHELVING SYSTEM

Elements

Anodised aluminium wall upright in lacquered or anodised aluminium.

H 60 100 140 180 220 260 cm + $\frac{1}{8}$ "
 H 23 5/8" 39 3/8" 55" 70 7/8" 86 5/8" 102 3/8" + $\frac{1}{8}$ "



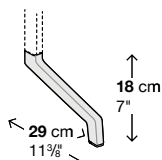
Maximum height for non-standard uprights 3m.

Code	Height	Finish		pack	m ³	Kg
		Anodised aluminium	Lacquered			
55MOP01	60 cm			-	-	0,6
55MOP02	100 cm			-	-	1,1
55MOP03	140 cm			-	-	1,6
55MOP04	180 cm			-	-	2
55MOP05	220 cm			-	-	2,5
55MOP06	260 cm			-	-	2,9

Optionals

Code	Height	Finish	pack	m ³	Kg
55MOP01	60 cm	Anodised aluminium	-	-	0,6
55MOP01	60 cm	Lacquered	-	-	0,6

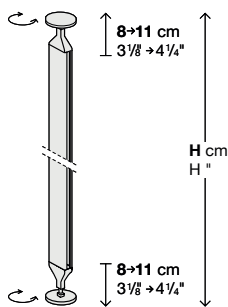
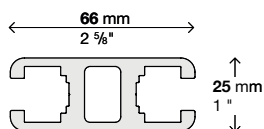
Aluminium alloy support for floor-standing bookcase.



Code	Height	Finish		pack	m ³	Kg
		Anodised aluminium	Lacquered			
55SOS01	18 cm			-	-	1

Floor-to-ceiling uprights, in lacquered or anodised aluminium.

H 236/242 276/282 316/322 cm + $\frac{1}{8}$ "
 H 92 7/8" 95 1/4" 108 3/4" 111" 124 3/8" 126 3/4" + $\frac{1}{8}$ "



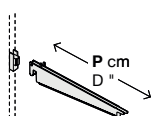
Code	Height	Finish		pack	m ³	Kg
		Anodised aluminium	Lacquered			
55MOP01	60 cm			-	-	6
55MOP02	100 cm			-	-	6,7
55MOP03	140 cm			-	-	7,5

Optionals

Code	Height	Finish	pack	m ³	Kg
55MOP01	60 cm	Anodised aluminium	-	-	6
55MOP01	60 cm	Lacquered	-	-	6

Lacquered steel shelf-support with fixing block.

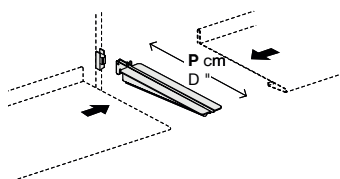
P 25 35 45 cm
 D 9 7/8" 13 3/4" 17 3/4"



Code	Depth	Finish		pack	m ³	Kg
		Anodised aluminium	Lacquered			
55REG01	25 cm			-	-	0,4
55REG02	35 cm			-	-	0,5
55REG03	45 cm			-	-	0,7

Lacquered steel shelf-support with fixing block to join two shelves.

P 25 35 45 cm
 D 9 7/8" 13 3/4" 17 3/4"



Code	Depth	Finish		pack	m ³	Kg
		Anodised aluminium	Lacquered			
55REG11	25 cm			-	-	0,5
55REG12	35 cm			-	-	0,6
55REG13	45 cm			-	-	0,8


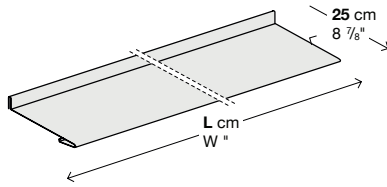
The specified weights refer to each single piece, packaging not included, since the total amount of products varies depending on each composition.

DOT SYSTEM

Elements

Lacquered steel shelf 25 cm deep.

L 76 91 151 181 226 271 cm + +
W 29 7/8" 35 7/8" 59 3/8" 71 2/8" 88 7/8" 106 3/4" + +




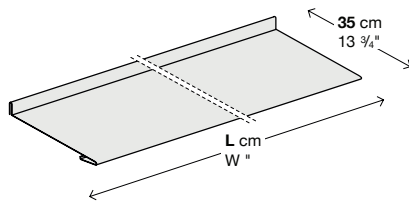
Code	Lenght	Finish	pack	m ³	Kg
		Lacquered			
55PIA201	76 cm		-	-	4,5
55PIA202	91 cm		-	-	5,3
55PIA203	151 cm		-	-	9
55PIA204	181 cm		-	-	10,5
55PIA205	226 cm		-	-	13,5
55PIA206	271 cm		-	-	16

Optionals

Cut to size		-	-	-
A 45° cut		-	-	-

Lacquered steel shelf 35 cm deep.

L 76 91 151 181 226 271 cm + +
W 29 7/8" 35 7/8" 59 3/8" 71 2/8" 88 7/8" 106 3/4" + +




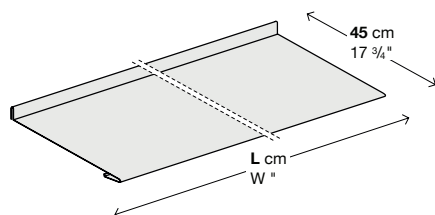
Code	Lenght	Finish	pack	m ³	Kg
		Lacquered			
55PIA301	76 cm		-	-	6
55PIA302	91 cm		-	-	7
55PIA303	151 cm		-	-	11,5
55PIA304	181 cm		-	-	13,5
55PIA305	226 cm		-	-	17
55PIA306	271 cm		-	-	20,5

Optionals

Cut to size		-	-	-
A 45° cut		-	-	-

Lacquered steel shelf 45 cm deep.

L 76 91 151 181 226 271 cm + +
W 29 7/8" 35 7/8" 59 3/8" 71 2/8" 88 7/8" 106 3/4" + +



Code	Lenght	Finish	pack	m ³	Kg
		Lacquered			
55PIA401	76 cm		-	-	6
55PIA402	91 cm		-	-	7
55PIA403	151 cm		-	-	11,5
55PIA404	181 cm		-	-	13,5
55PIA405	226 cm		-	-	17
55PIA406	271 cm		-	-	20,5

Optionals

Cut to size		-	-	-
A 45° cut		-	-	-

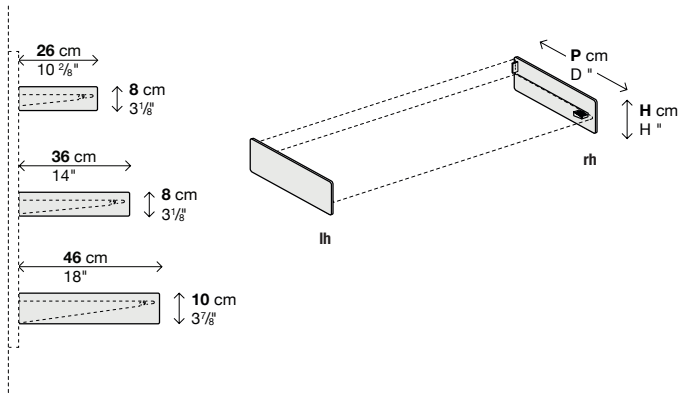
The specified weights refer to each single piece, packaging not included, since the total amount of products varies depending on each composition.

DOT SYSTEM

Elements

Rh/Lh end panel in lacquered aluminium.

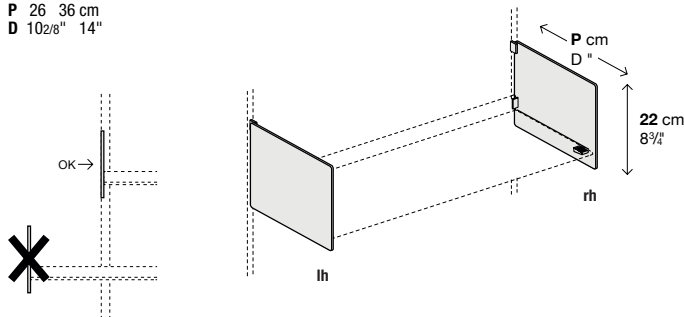
P 26 36 46 cm
D 10 2/8" 14" 18"



Code	Dimensions	Finish	pack	m ³	Kg
		Lacquered			
55FIA01D	rh 26 x 8 cm		-	-	0,3
55FIA01S	lh 26 x 8 cm		-	-	0,3
55FIA02D	rh 36 x 8 cm		-	-	0,4
55FIA02S	lh 36 x 8 cm		-	-	0,4
55FIA03D	rh 46 x 10 cm		-	-	0,5
55FIA03S	lh 46 x 10 cm		-	-	0,5

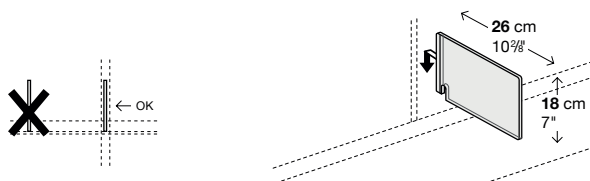
Right/left tall end side panel in lacquered aluminium.
It acts as a bookend and can be used only in arrangements with tops flush with upright.

P 26 36 cm
D 10 2/8" 14"



Code	Depth	Finish	pack	m ³	Kg
		Lacquered			
55FIA11D	rh 26		-	-	1
55FIA11S	lh 26		-	-	1
55FIA12D	rh 36		-	-	1
55FIA12S	lh 36		-	-	1

High book support in satinized methacrylate
to use lined up with the upright.



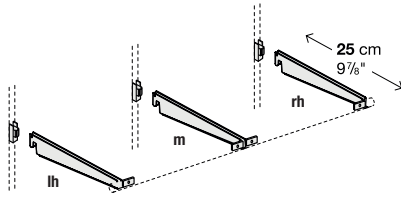
Code	Depth	Finish	pack	m ³	Kg
		Satinized methacrylate			
55REL11	26		-	-	0,5

The specified weights refer to each single piece, packaging not included, since the total amount of products varies depending on each composition.

DOT SYSTEM

Elements

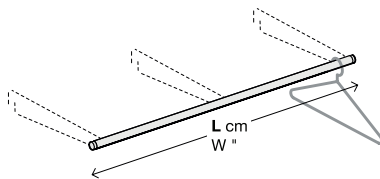
Hanger-bar support, r/l or middle, in lacquered steel with fastening block.



Code	Finish		pack	m ³	Kg
	Lacquered				
55RAP01D rh	-	-	-	-	0,3
55RAP01C m	-	-	-	-	0,3
55RAP01S lh	-	-	-	-	0,3

Hanger-bar in lacquered or anodised aluminium.

L 76 912 151 181 226 271 cm + ✂
 W 29 7/8" 35 7/8" 59 3/8" 71 2/8" 88 7/8" 106 3/4" + ✂

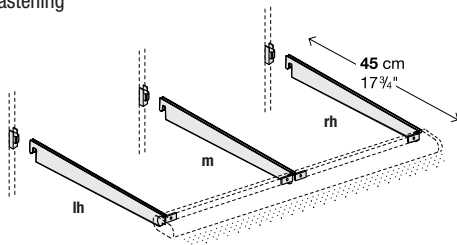


Code	Lenght	Finish		pack	m ³	Kg
		Anodised aluminium	Lacquered			
55TUB01	76 cm			-	-	0,6
55TUB02	91 cm			-	-	0,7
55TUB03	151 cm			-	-	1,2
55TUB04	181 cm			-	-	1,4
55TUB05	226 cm			-	-	1,7
55TUB06	271 cm			-	-	1,9

Optionals

Cut to size		-	-	-
-------------	--	---	---	---

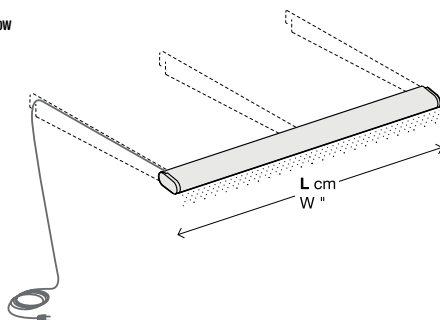
Bar light support, r/l or middle, in lacquered steel with fastening block.



Code	Finish		pack	m ³	Kg
	Lacquered				
55RAP03D rh	-	-	-	-	0,3
55RAP03C m	-	-	-	-	0,3
55RAP03S lh	-	-	-	-	0,3

Bar light with LED light in lacquered or anodised aluminium. Specify Rh or Lh power supply cable outlet.

L 76 912 151 181 226 271 cm + ✂
 W 29 7/8" 35 7/8" 59 3/8" 71 2/8" 88 7/8" 106 3/4" + ✂



Code	Lenght	Finish		pack	m ³	Kg
		Anodised aluminium	Lacquered			
55BAR01	76 cm			-	-	1
55BAR02	91 cm			-	-	1,3
55BAR03	151 cm			-	-	2
55BAR04	181 cm			-	-	2,3
55BAR05	226 cm			-	-	2,5
55BAR06	271 cm			-	-	3,2

Optionals

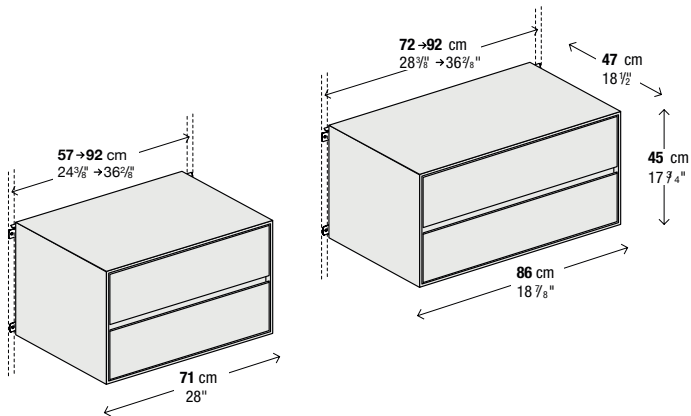
Cut to size		-	-	-
-------------	--	---	---	---

The specified weights refer to each single piece, packaging not included, since the total amount of products varies depending on each composition.

DOT SYSTEM

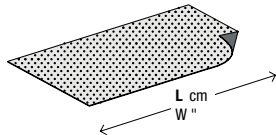
Elements

Suspended drawer unit in lacquered steel with two full-extension drawers and automatic return.



Code	Lenght	Finish	pack	m ³	Kg
		Lacquered			
55CAS01	71 cm		-	-	37
55CAS02	86 cm		-	-	44

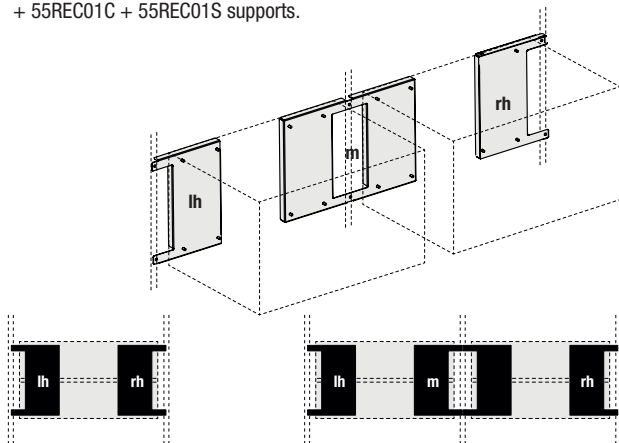
Slip-proof mat for interior drawer.



Code	Lenght	Finish	pack	m ³	Kg
		Slip-proof rubber			
20TAP01	71		-	-	1
20TAP02	86		-	-	1,2

Adjustable supports for suspended drawer units.

For adjoining drawer units, use 55REC01D + 55REC01C + 55REC01S supports.



Code		Finish	pack	m ³	Kg
		Lacquered			
55REC01D	rh		-	-	3,6
55REC01C	m		-	-	5,6
55REC01S	lh		-	-	3,6

The specified weights refer to each single piece, packaging not included, since the total amount of products varies depending on each composition.

KRISTALIA®

Dot system Order form

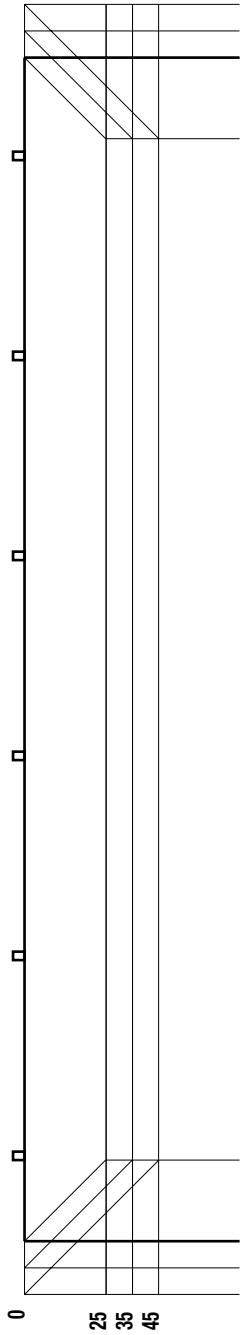
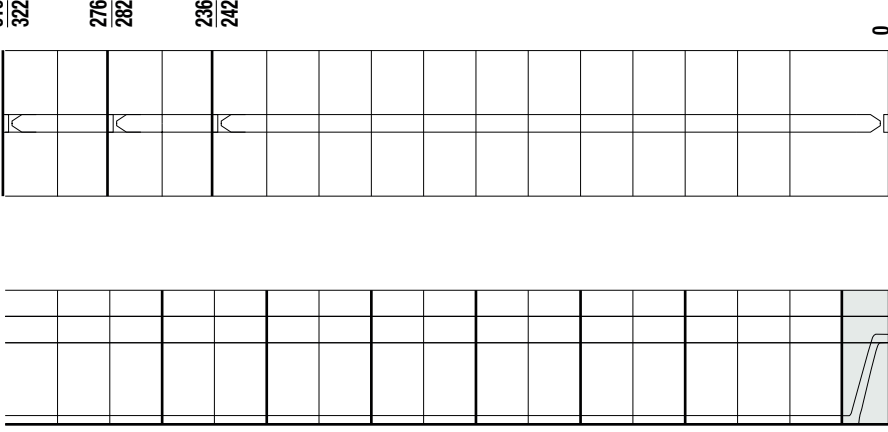
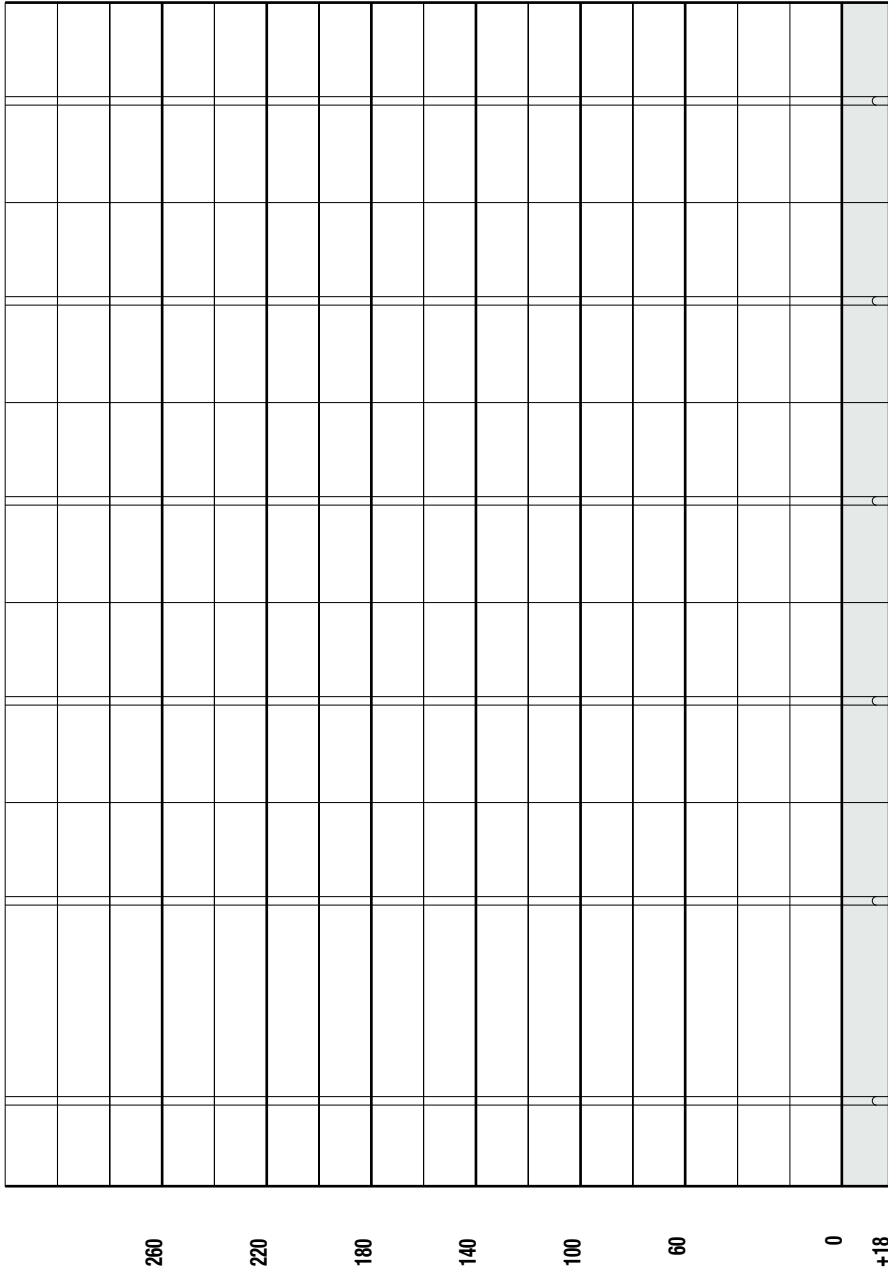
Finish: Aluminium White Black

Client

Reference

Date

Page N° 1 /




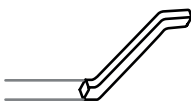
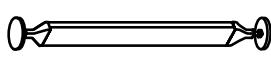





→ Photocopy this form and use the copy as a basis for the order.

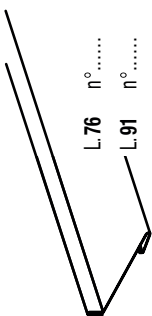
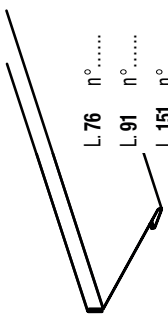
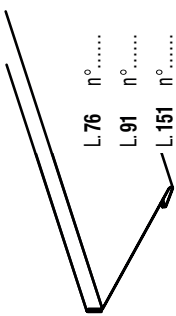
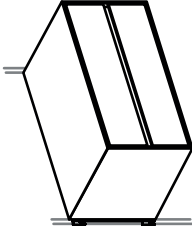

The order confirmation keeps to the design and is understood to conform with it.


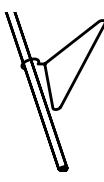


⚠ Corner compositions:

In the case of a corner composition, also give a plan view of the composition. Fill in one form for each wall.

To ensure that ours is a precision tailored cut, always send a cardboard pattern of the corner.

Wall upright		H. 60 n° H. 100 n° H. 140 n° H. 180 n° H. 220 n° H. 260 n° ✂ n° CM	Support		n° CM
Floor-to-ceiling uprights		H. 236/242 n° H. 276/282 n° H. 316/322 n° ✂ n° CM*	Shelf-support		D. 25 n° D. 35 n° D. 45 n°
End side panel R/L		D. 26 R n° D. 36 R n° D. 46 R n°	Shelf-support to join two shelves**		D. 25 n° D. 35 n° D. 45 n°
Tall end side panel R/L		D. 26 R n° D. 36 R n° D. 46 R n°	Book support in methacrylate		H. 18 n°

25 cm deep shelf		L. 76 n° L. 91 n° L. 151 n° L. 181 n° L. 226 n° L. 271 n° ✂ n° CM	35 cm deep shelf		L. 76 n° L. 91 n° L. 151 n° L. 181 n° L. 226 n° L. 271 n° ✂ n° CM
45 cm deep shelf		L. 76 n° L. 91 n° L. 151 n° L. 181 n° L. 226 n° L. 271 n° ✂ n° CM	Suspended drawer		L. 71 n° L. 86 n°
Slip-proof mat		L. 71 n° L. 86 n°			

Hanger-bar support R/M/L		P. 25 R n° M n° L n°	Hanger-bar		L. 76 n° L. 91 n° L. 151 n° L. 181 n° L. 226 n° L. 271 n° ✂ n° CM
Bar light support R/M/L		P. 45 R n° M n° L n°	Bar light		L. 76 n° L. 91 n° L. 151 n° L. 181 n° L. 226 n° L. 271 n° ✂ n° CM

* Indicate the ceiling height. ** To be used when bringing two surfaces together.

DOT SHELVING SYSTEM

Finitura montante:

Alluminio anodizzato

Alluminio verniciato bianco (simile al RAL 9016)

Alluminio verniciato nero (simile al RAL 9004)

Finitura piano:

Acciaio verniciato grigio alluminio (simile al RAL 7042)

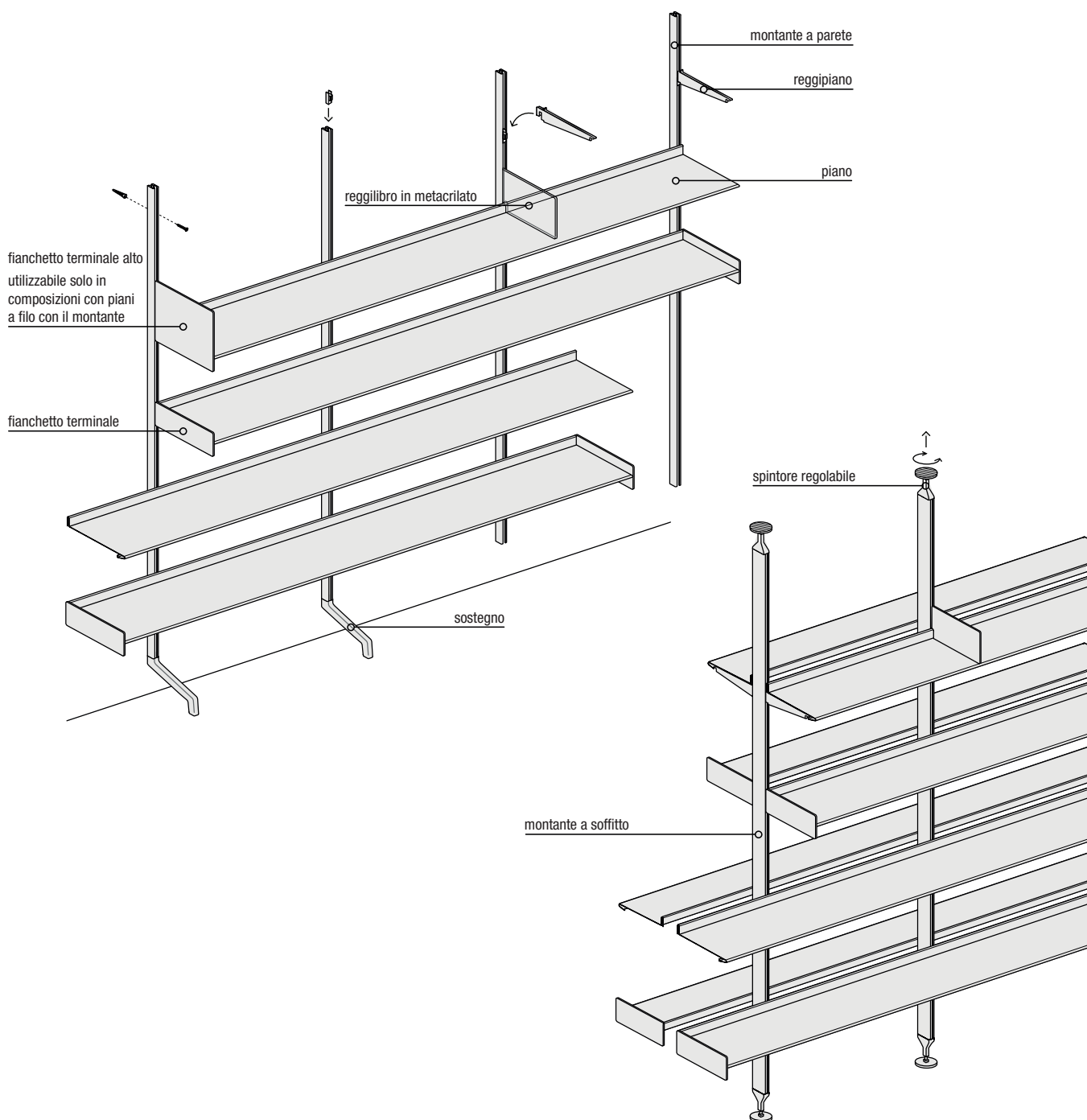
Acciaio verniciato bianco (simile al RAL 9016)

Acciaio verniciato nero (simile al RAL 9004)

Note:

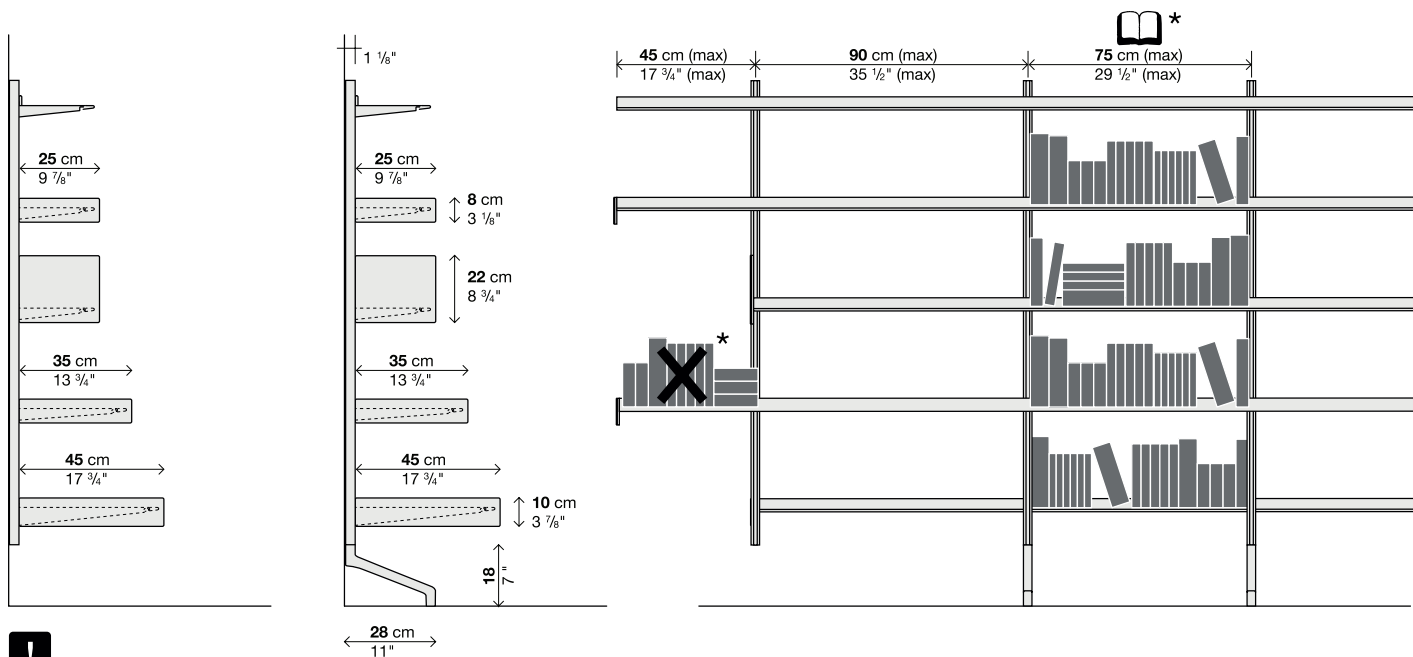
Il montaggio deve essere effettuato a regola d'arte, tenendo in giusta considerazione il tipo di parete a cui viene ancorata.

Unire all'ordine il grafico della composizione con l'elenco dei singoli elementi (vedi pag. 350-351).



DOT SHELVING SYSTEM

Libreria con fissaggio a parete. Versione sospesa o in appoggio a terra.



L'interasse massimo tra i montanti non deve superare i 90 cm.

Per le composizioni a sbalzo è importante non superare uno sbalzo di 45 cm. Portata consigliata nello sbalzo **10 kg**.

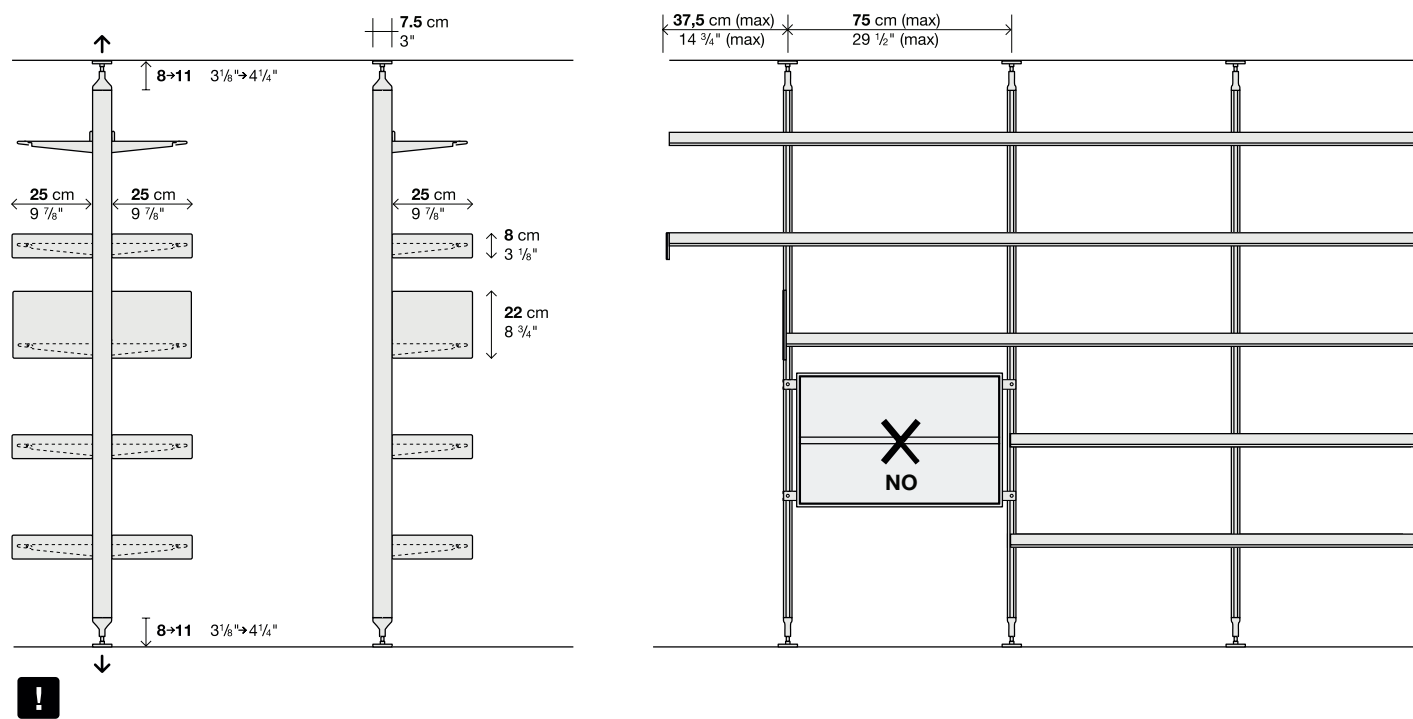
Sono possibili tagli su misura dei piani in larghezza e dei montanti in altezza.

Portata consigliata per piani profondità 25/35 cm **40 kg** (con interasse 90 cm), **60 kg** (con interasse 75 cm).

Portata consigliata per piani profondità 45 cm **30 kg** (con interasse 90 cm), **40 kg** (con interasse 75 cm).

(*) Per scaffali portalibri è consigliabile non utilizzare piani a sbalzo e l'interasse massimo tra i montanti non deve superare i 75 cm.

Libreria con fissaggio a soffitto per mezzo di spintori regolabili. Versione bifacciale o monofacciale.



L'interasse massimo tra i montanti non deve superare i 75 cm.

Per le composizioni a sbalzo è importante non superare uno sbalzo di 37,5 cm. Portata consigliata nello sbalzo **10 kg**.

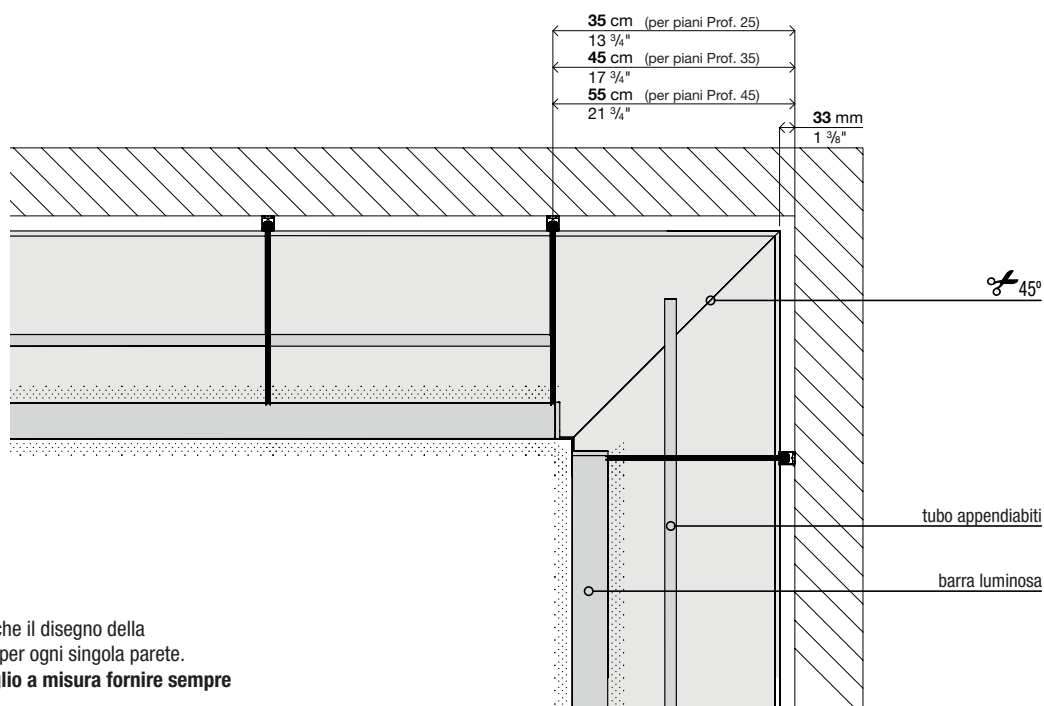
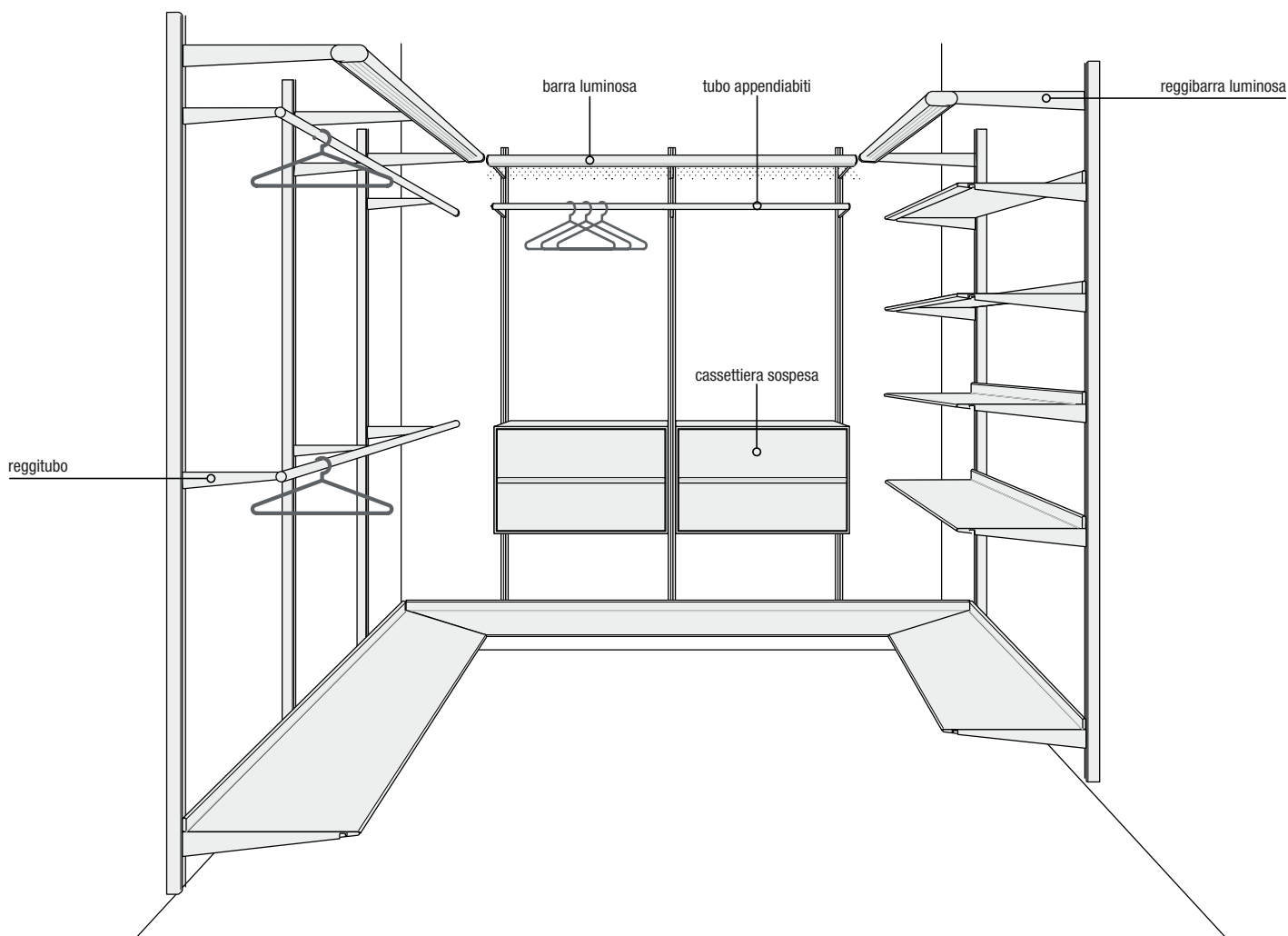
Sono possibili tagli su misura dei piani in larghezza e dei montanti in altezza.

Nella libreria con fissaggio a soffitto è consigliabile utilizzare solo piani con profondità 25 cm.

Portata consigliata per piani profondità 25 cm **40 kg** (con interasse 75 cm).

DOT SHELVING SYSTEM

Wardrobe

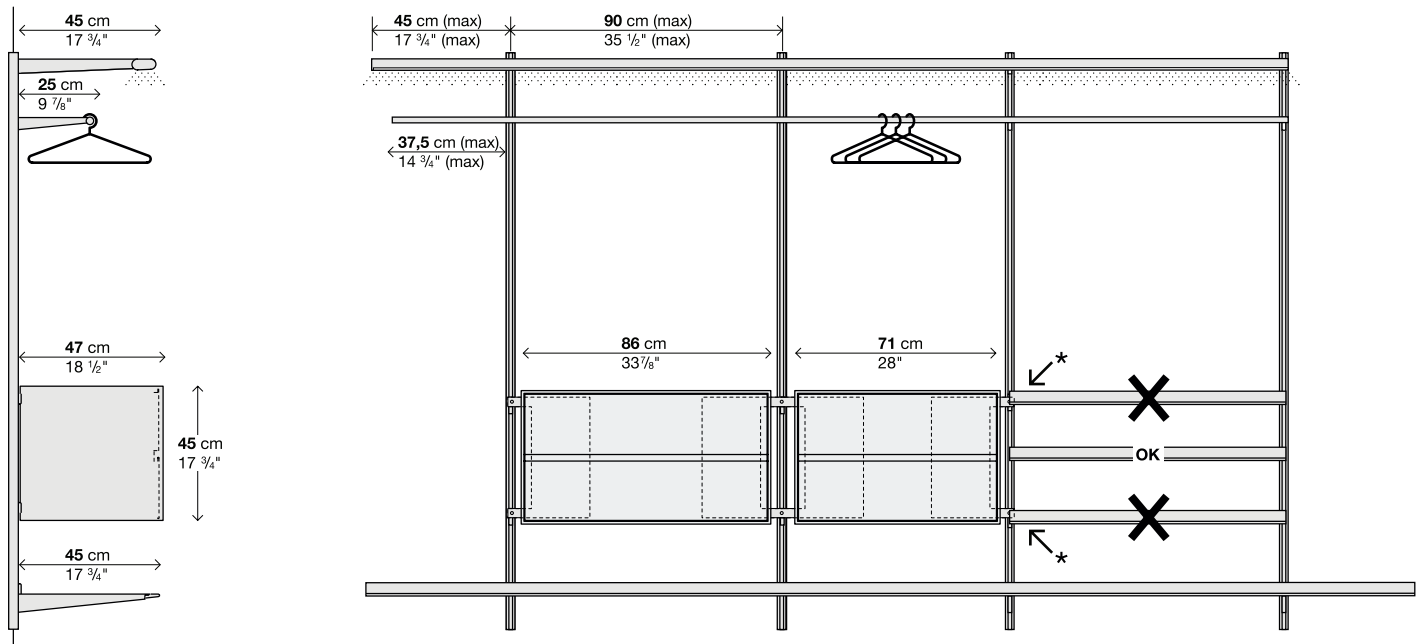


Nel caso di composizioni ad angolo fornire anche il disegno della composizione in pianta. Compilare un modulo per ogni singola parete.
Per permetterci di realizzare un preciso taglio a misura fornire sempre la dima in cartone dell'angolo.

DOT SHELVING SYSTEM

Wardrobe

Cabina armadio a parete con cassettiere sospese.



L'interasse massimo tra i montanti non deve superare i 90 cm.

Sono possibili tagli su misura dei tubi appendiabiti e della barra luminosa.

Sono possibili tagli su misura dei piani in lunghezza e dei montanti in altezza.

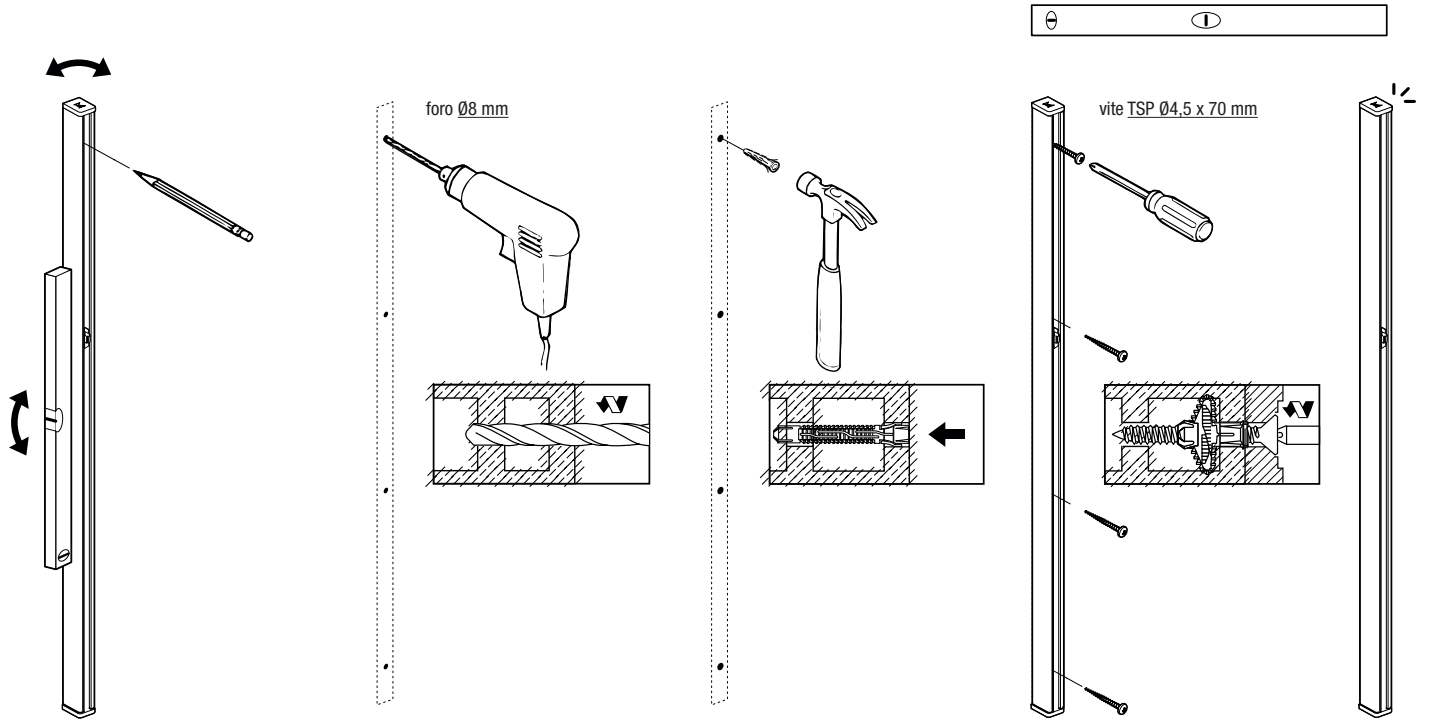
Portata consigliata per piani profondità 45 cm **30 kg** (con interasse 90 cm), **40 kg** (con interasse 75 cm).

Per gli elementi a sbalzo è importante non superare uno sbalzo di 45 cm. Portata consigliata nello sbalzo **25 kg**.

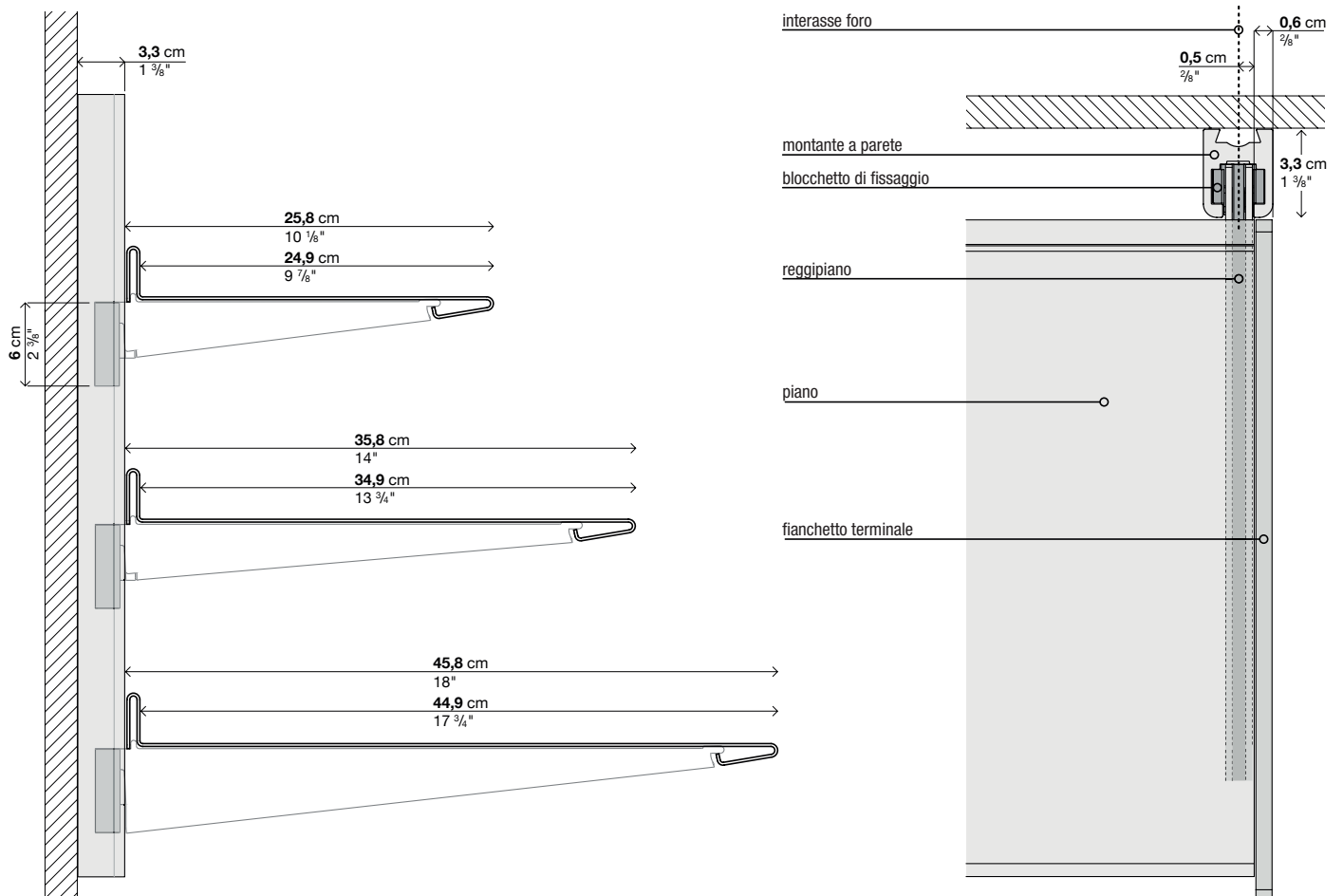
(*) Non è possibile affiancare piani allineandoli alla parte superiore o inferiore della cassettiere sospesa.

DOT SHELVING SYSTEM

Fissaggio dei montanti a muro

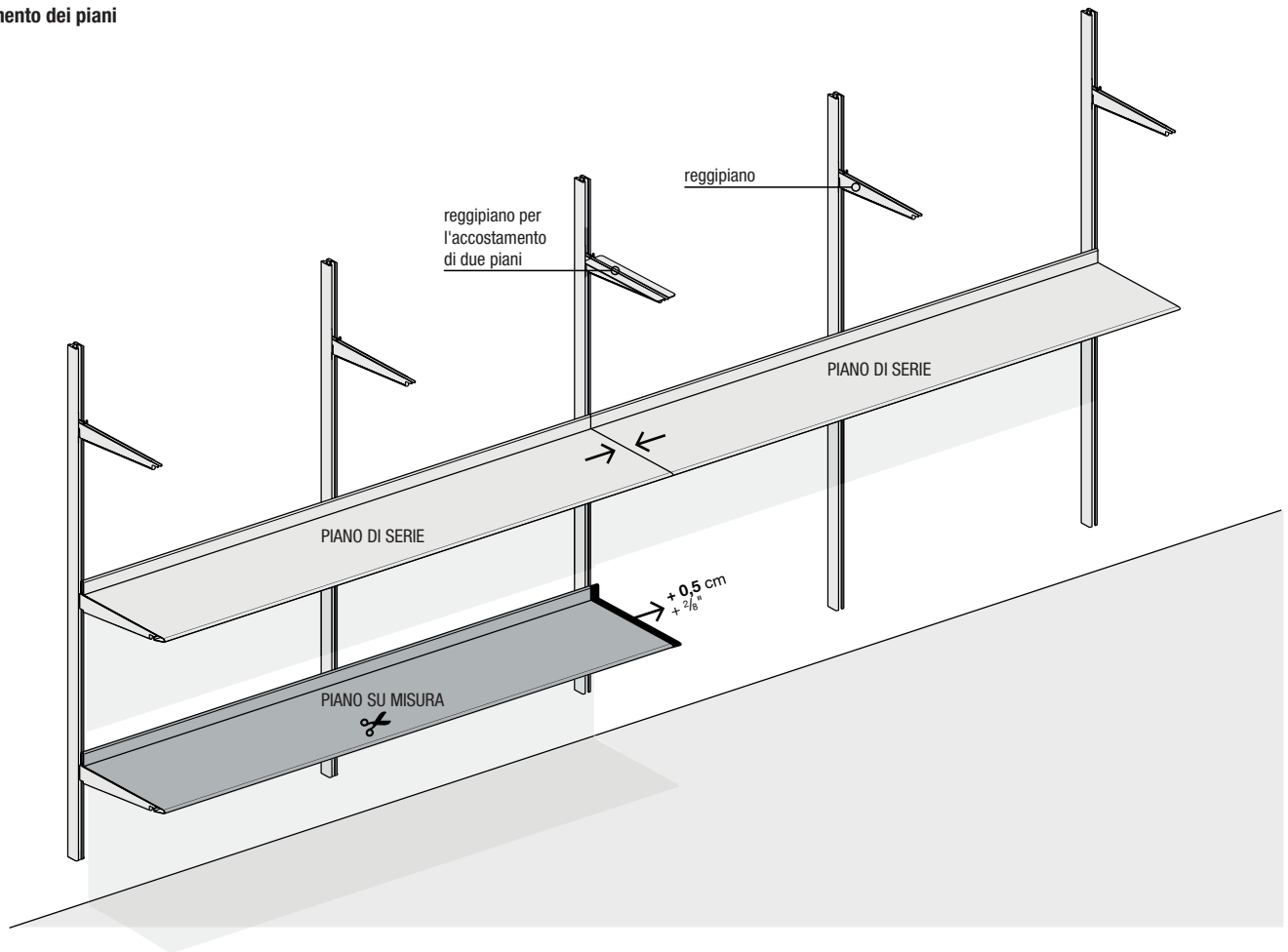


Misure reali



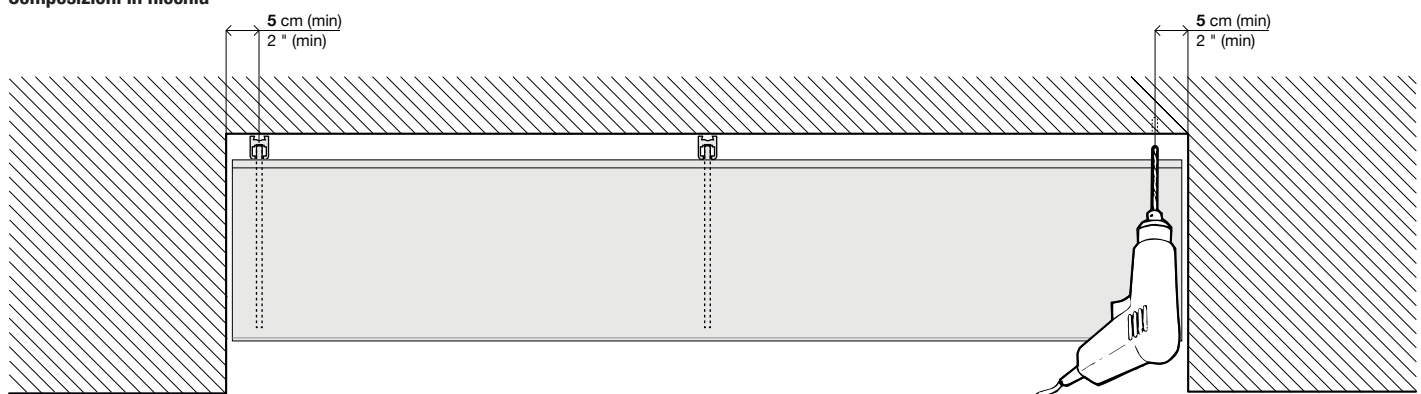
DOT SHELVING SYSTEM

L'accostamento dei piani



Nel caso di composizioni in cui siano presenti piani accostati con misure di serie su un livello e piani singoli su altri livelli, questi ultimi devono necessariamente essere realizzati con taglio a misura (+ 0,5 cm), per avere un corretto allineamento.

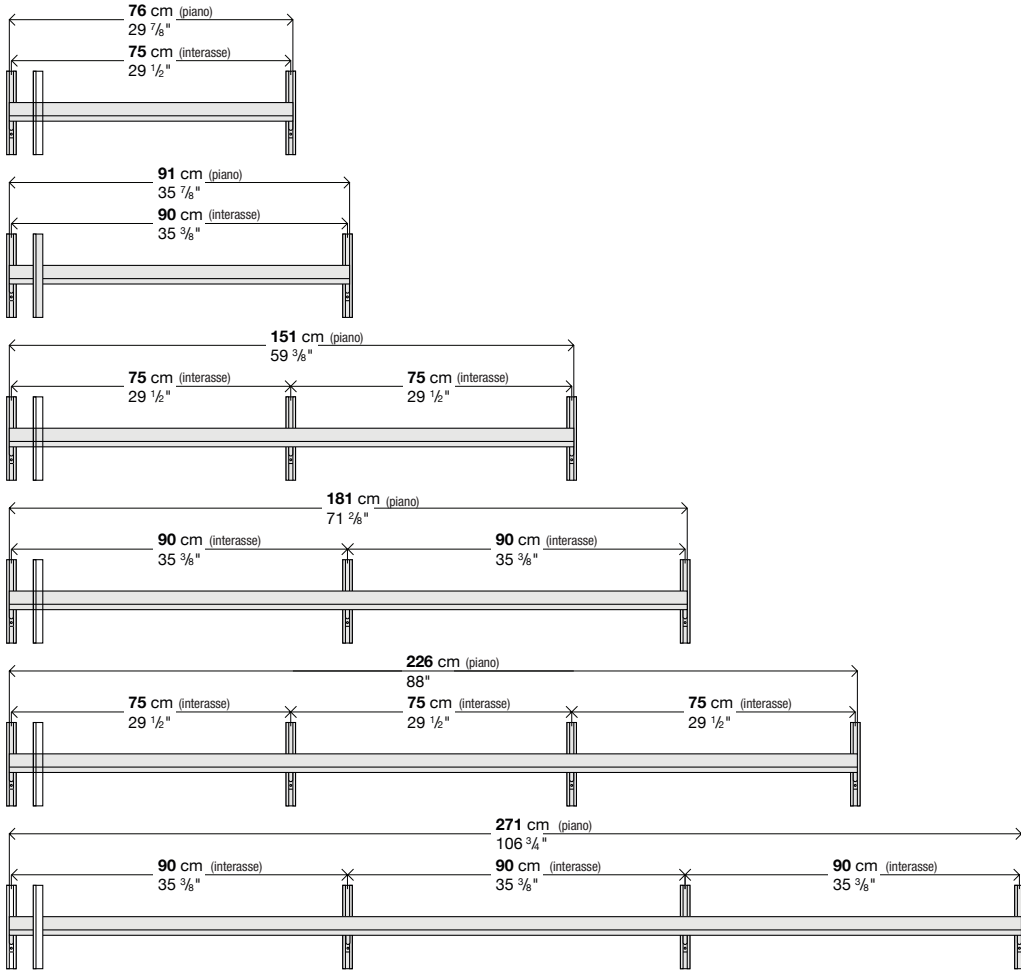
Composizioni in nicchia



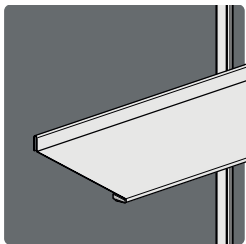
Nel caso di composizioni all'interno di una nicchia, si raccomanda di prevedere una distanza minima di 5 cm tra la parete e il primo interasse del montante. Tale spazio è necessario per un utilizzo degli strumenti di lavoro.

DOT SHELVING SYSTEM

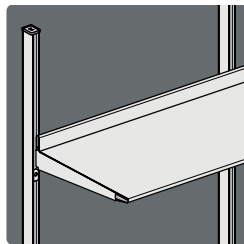
Gli interassi



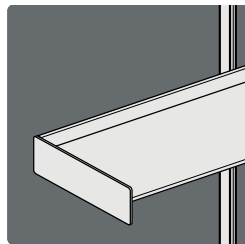
Versioni libreria con fissaggio a parete




PIANI A SBALZO RISPETTO
AL MONTANTE




PIANI A FILO RISPETTO
AL MONTANTE



A SBALZO CON FIANCHETTO

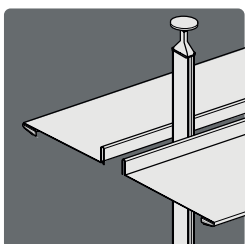


A FILO CON FIANCHETTO

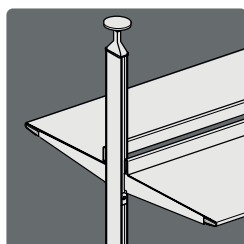


A FILO CON FIANCHETTO ALTO

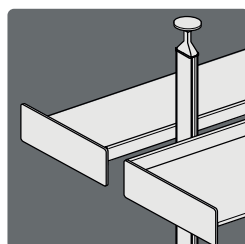
Versioni libreria con fissaggio a soffitto



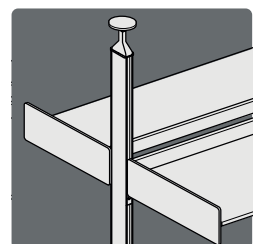
PIANI A SBALZO RISPETTO
AL MONTANTE



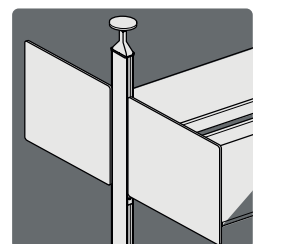
PIANI A FILO RISPETTO
AL MONTANTE



A SBALZO CON FIANCHETTO



A FILO CON FIANCHETTO



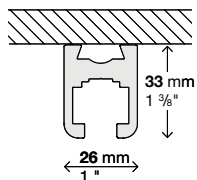
A FILO CON FIANCHETTO ALTO

DOT SHELVING SYSTEM

Elementi

Montante a parete in alluminio anodizzato o verniciato.

H 60 100 140 180 220 260 cm + $\frac{1}{8}$ "
H 23 5/8" 39 3/8" 55" 70 7/8" 86 5/8" 102 3/8" + $\frac{1}{8}$ "



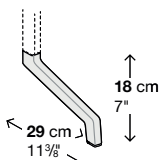
Altezza massima montanti fuori misura 3 mt.

Codice	Altezza	Finitura		colli	m ³	Kg
		Alluminio anodizzato	Verniciato			
55MOP01	60 cm			-	-	0,6
55MOP02	100 cm			-	-	1,1
55MOP03	140 cm			-	-	1,6
55MOP04	180 cm			-	-	2
55MOP05	220 cm			-	-	2,5
55MOP06	260 cm			-	-	2,9

Optionals

Taglio a misura			
		-	-

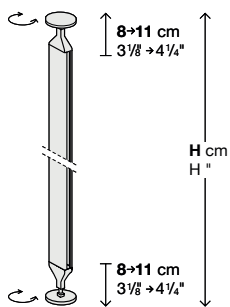
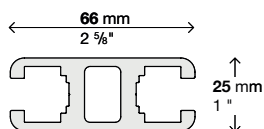
Sostegno per libreria in appoggio in lega di alluminio verniciato.



Codice	Altezza	Finitura		colli	m ³	Kg
		Alluminio anodizzato	Verniciato			
55SOS01	18 cm			-	-	1

Montante a soffitto con spintori regolabili in alluminio anodizzato o verniciato.

H 236/242 276/282 316/322 cm + $\frac{1}{8}$ "
H 92 7/8" 95 1/4" 108 3/4" 111" 124 3/8" 126 3/4" + $\frac{1}{8}$ "



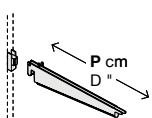
Codice	Altezza	Finitura		colli	m ³	Kg
		Alluminio anodizzato	Verniciato			
55MOP01	60 cm			-	-	6
55MOP02	100 cm			-	-	6,7
55MOP03	140 cm			-	-	7,5

Optionals

Taglio a misura			
		-	-

Reggipiano in acciaio verniciato con blocchetto di fissaggio.

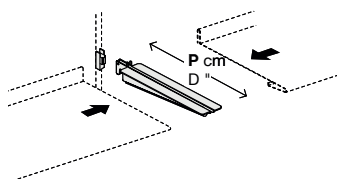
P 25 35 45 cm
D 9 7/8" 13 3/4" 17 3/4"



Codice	Profondità	Finitura		colli	m ³	Kg
		Alluminio anodizzato	Verniciato			
55REG01	25 cm			-	-	0,4
55REG02	35 cm			-	-	0,5
55REG03	45 cm			-	-	0,7

Reggipiano per l'accostamento di due piani in acciaio verniciato con blocchetto di fissaggio.

P 25 35 45 cm
D 9 7/8" 13 3/4" 17 3/4"



Codice	Profondità	Finitura		colli	m ³	Kg
		Alluminio anodizzato	Verniciato			
55REG11	25 cm			-	-	0,5
55REG12	35 cm			-	-	0,6
55REG13	45 cm			-	-	0,8


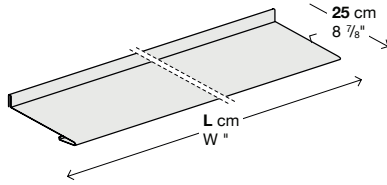
I pesi indicati sono riferiti ad ogni singolo pezzo, imballaggio escluso, poiché la quantità totale dei prodotti sono variabili a seconda di ogni composizione.

DOT SHELVING SYSTEM

Elementi

Piano in acciaio verniciato profondità 25 cm.

L 76 91 151 181 226 271 cm + +
W 29 7/8" 35 7/8" 59 3/8" 71 2/8" 88 7/8" 106 3/4" + +




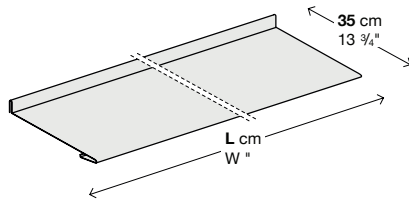
Codice	Lunghezza	Finitura	
		colli	m ³ Kg
		Verniciato	
55PIA201	76 cm	-	4,5
55PIA202	91 cm	-	5,3
55PIA203	151 cm	-	9
55PIA204	181 cm	-	10,5
55PIA205	226 cm	-	13,5
55PIA206	271 cm	-	16

Optionals

Taglio a misura		-	-	-
Taglio a 45°		-	-	-

Piano in acciaio verniciato profondità 35 cm.

L 76 91 151 181 226 271 cm + +
W 29 7/8" 35 7/8" 59 3/8" 71 2/8" 88 7/8" 106 3/4" + +




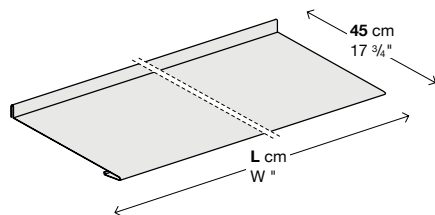
Codice	Lunghezza	Finitura	
		colli	m ³ Kg
		Verniciato	
55PIA301	76 cm	-	6
55PIA302	91 cm	-	7
55PIA303	151 cm	-	11,5
55PIA304	181 cm	-	13,5
55PIA305	226 cm	-	17
55PIA306	271 cm	-	20,5

Optionals

Taglio a misura		-	-	-
Taglio a 45°		-	-	-

Piano in acciaio verniciato profondità 45 cm.

L 76 91 151 181 226 271 cm + +
W 29 7/8" 35 7/8" 59 3/8" 71 2/8" 88 7/8" 106 3/4" + +



Codice	Lunghezza	Finitura	
		colli	m ³ Kg
		Verniciato	
55PIA401	76 cm	-	6
55PIA402	91 cm	-	7
55PIA403	151 cm	-	11,5
55PIA404	181 cm	-	13,5
55PIA405	226 cm	-	17
55PIA406	271 cm	-	20,5

Optionals

Taglio a misura		-	-	-
Taglio a 45°		-	-	-

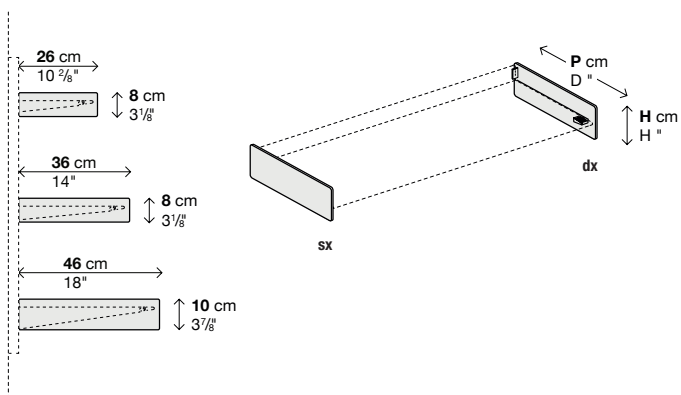
I pesi indicati sono riferiti ad ogni singolo pezzo, imballaggio escluso, poiché la quantità totale dei prodotti sono variabili a seconda di ogni composizione.

DOT SHELVING SYSTEM

Elementi

Fianchetto terminale dx/sx in alluminio verniciato.

P 26 36 46 cm
D 10 2/8" 14" 18"

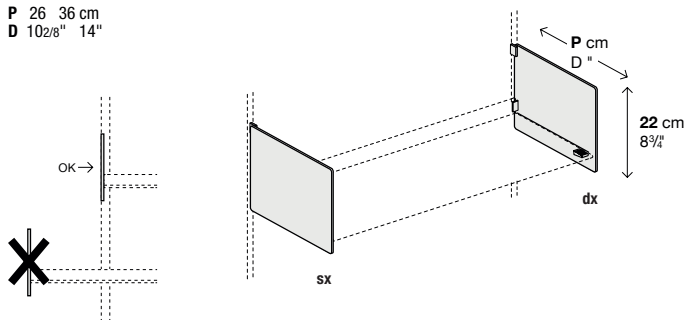


Codice	Dimensioni	Finitura	
		colli	m ³ Kg
		Verniciato	
55FIA01D	dx 26 x 8 cm	-	0,3
55FIA01S	sx 26 x 8 cm	-	0,3
55FIA02D	dx 36 x 8 cm	-	0,4
55FIA02S	sx 36 x 8 cm	-	0,4
55FIA03D	dx 46 x 10 cm	-	0,5
55FIA03S	sx 46 x 10 cm	-	0,5

Fianchetto terminale alto dx/sx in alluminio verniciato.

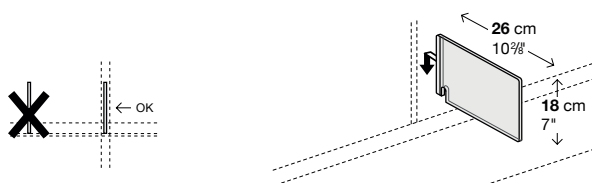
Ha funzione di reggilibro ed è utilizzabile solo in composizioni con piani a filo con il montante.

P 26 36 cm
D 10 2/8" 14"



Codice	Profondità	Finitura	
		colli	m ³ Kg
		Verniciato	
55FIA11D	dx 26	-	1
55FIA11S	sx 26	-	1
55FIA12D	dx 36	-	1
55FIA12S	sx 36	-	1

Reggilibro alto in metacrilato satinato da utilizzare in corrispondenza dei montanti.

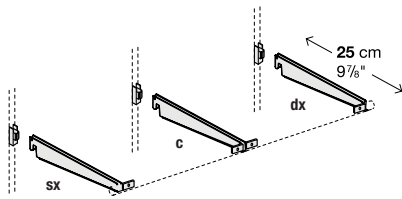


Codice	Profondità	Finitura	
		colli	m ³ Kg
		Metacrilato satinato	
55REL11	26	-	0,5

DOT SHELVING SYSTEM

Elementi

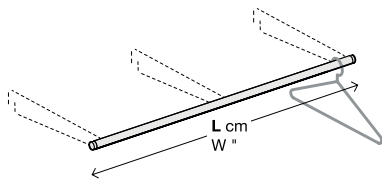
Reggitubo appendiabiti dx/c/
sx in acciaio verniciato con
bloccetto di fissaggio.



Codice	Finitura		colli	m ³	Kg
	Verniciato				
55RAP01D dx	-	-	-	-	0,3
55RAP01C c	-	-	-	-	0,3
55RAP01S sx	-	-	-	-	0,3

Tubo appendiabiti in alluminio
anodizzato o verniciato.

L 76 912 151 181 226 271 cm + ✂
W 29 7/8" 35 7/8" 59 3/8" 71 2/8" 88 7/8" 106 3/4" + ✂

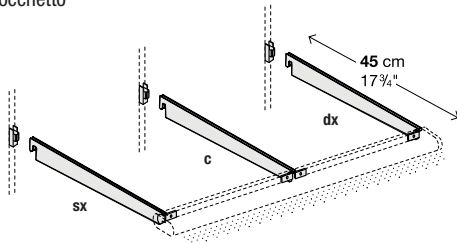


Codice	Lunghezza	Finitura		colli	m ³	Kg
		Alluminio anodizzato	Verniciato			
55TUB01	76 cm			-	-	0,6
55TUB02	91 cm			-	-	0,7
55TUB03	151 cm			-	-	1,2
55TUB04	181 cm			-	-	1,4
55TUB05	226 cm			-	-	1,7
55TUB06	271 cm			-	-	1,9

Optionals

Taglio a misura		-	-	-
-----------------	--	---	---	---

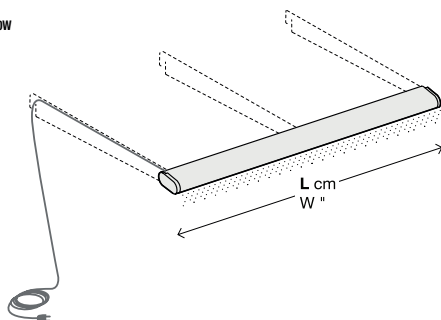
Reggibarra luminosa dx/c/sx in
acciaio verniciato con bloccetto
di fissaggio.



Codice	Finitura		colli	m ³	Kg
	Verniciato				
55RAP03D dx	-	-	-	-	0,3
55RAP03C c	-	-	-	-	0,3
55RAP03S sx	-	-	-	-	0,3

Barra luminosa a led in alluminio
anodizzato o verniciato.
Specificare all'ordine uscita dx o sx del cavo di alimentazione.

L 76 912 151 181 226 271 cm + ✂
W 29 7/8" 35 7/8" 59 3/8" 71 2/8" 88 7/8" 106 3/4" + ✂



Codice	Lunghezza	Finitura		colli	m ³	Kg
		Alluminio anodizzato	Verniciato			
55BAR01	76 cm			-	-	1
55BAR02	91 cm			-	-	1,3
55BAR03	151 cm			-	-	2
55BAR04	181 cm			-	-	2,3
55BAR05	226 cm			-	-	2,5
55BAR06	271 cm			-	-	3,2

Optionals

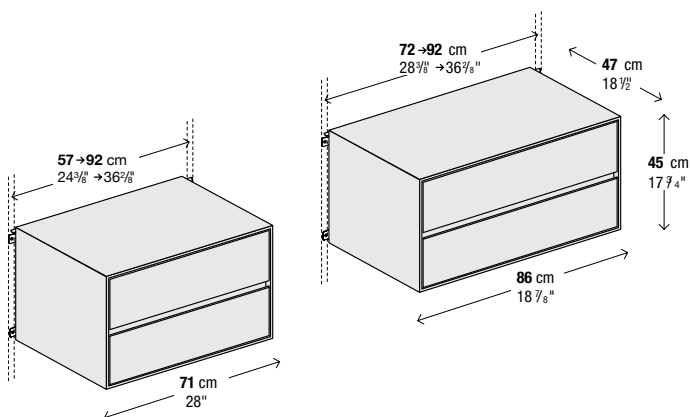
Taglio a misura		-	-	-
-----------------	--	---	---	---

I pesi indicati sono riferiti ad ogni singolo pezzo, imballaggio escluso, poiché la quantità totale dei prodotti sono variabili a seconda di ogni composizione.

DOT SHELVING SYSTEM

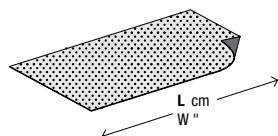
Elementi

Cassettiera sospesa in acciaio verniciato con due cassetti ad estrazione totale e rientro automatico.



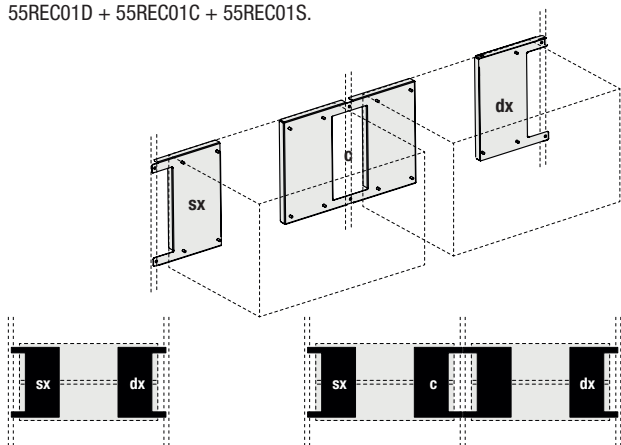
Codice	Lunghezza	Finitura	
		colli	m ³ Kg
		Verniciato	
55CAS01	71 cm	-	37
55CAS02	86 cm	-	44

Tappetino antiscivolo per interno cassetti.

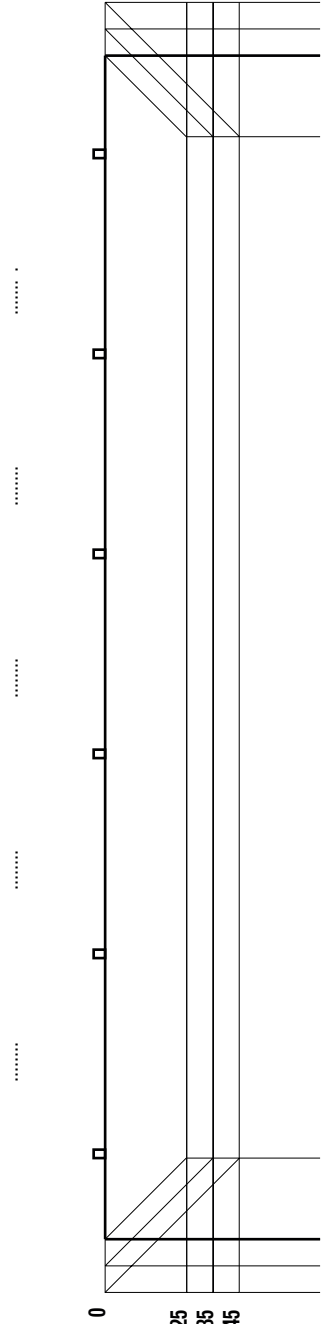
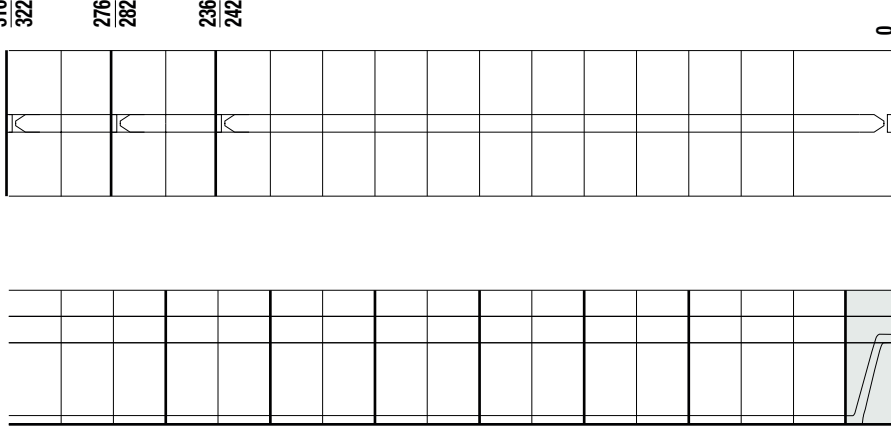



Codice	Lunghezza	Finitura	
		colli	m ³ Kg
		Gomma antiscivolo	
20TAP01	71	-	1
20TAP02	86	-	1,2

Supporti regolabili per cassetiera sospesa. Nel caso di cassette affiancate utilizzare i supporti 55REC01D + 55REC01C + 55REC01S.



Codice	Finitura	
	colli	m ³ Kg
	Verniciato	
55REC01D dx	-	3,6
55REC01C c	-	5,6
55REC01S sx	-	3,6



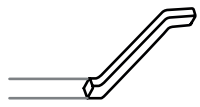
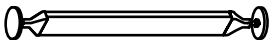




→ Fotocopiare questo modulo in originale e utilizzare la copia come base per l'ordine.

La conferma d'ordine si attiene al disegno e si intende ad esso conforme.

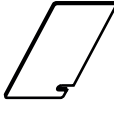
⚠ Composizioni ad angolo:

Nel caso di composizioni ad angolo fornire anche il disegno in pianta. Compilare un modulo per ogni singola parete.

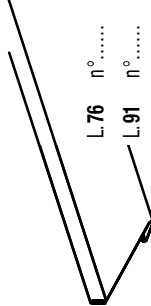
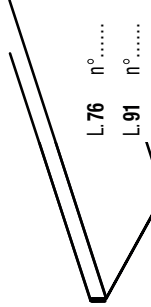
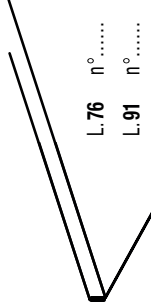
Per permetterci di realizzare un preciso taglio a misura fornire sempre la dima in cartone dell'angolo.

Montante a parete	Sostegno	Montante a soffitto	Reggipiano	Fianchetto terminale DX/SX
H. 60 n° H. 100 n° H. 140 n° H. 180 n° H. 220 n° H. 260 n° ✂ n° CM	 n° CM	 H. 236/242 n° H. 276/282 n° H. 316/322 n° ✂ n° CM	 P. 25 n° P. 35 n° P. 45 n° Reggipiano doppio **  P. 25 n° P. 35 n° P. 45 n°	 P. 26 dx n° SX n° P. 36 dx n° SX n° P. 46 dx n° SX n° Fianchetto terminale alto DX/SX  P. 26 dx n° SX n° P. 36 dx n° SX n°

Reggilibro in metacrilato



H. 18 n°

Piano profondit' 25cm	Piano profondit' 35cm	Piano profondit' 45cm
 L. 76 n° L. 91 n° L. 151 n° L. 181 n° L. 226 n° L. 271 n° ✂ n° CM	 L. 76 n° L. 91 n° L. 151 n° L. 181 n° L. 226 n° L. 271 n° ✂ n° CM	 L. 76 n° L. 91 n° L. 151 n° L. 181 n° L. 226 n° L. 271 n° ✂ n° CM


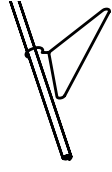


Cassettiera sospesa



L. 71 n°
L. 86 n°

Tappetino x cassetto

L. 71 n°
L. 86 n°

Reggitubo appendiabiti DX/C/SX	Tubo appendiabiti	Barra luminosa
 P. 25 dx n° C n° SX n°	 L. 76 n° L. 91 n° L. 151 n° L. 181 n° L. 226 n° L. 271 n° ✂ n° CM	 L. 76 n° L. 91 n° L. 151 n° L. 181 n° L. 226 n° L. 271 n° ✂ n° CM
Reggibarra appendiabiti DX/C/SX		
 P. 45 dx n° C n° SX n°		

* Indicare la misura dell'altezza del soffitto. ** Da utilizzare nell'accostamento di due piani.

DOT SHELVING SYSTEM

Ausführung Pfosten:

Eloxiertes Aluminium

Weiß lackiertes Aluminium (farbähnlich wie RAL 9016)

Schwarz lackiertes Aluminium (farbähnlich wie RAL 9004)

Ausführung der Platte:

Aluminiumgrau lackierter Stahl (farbähnlich wie RAL 7042)

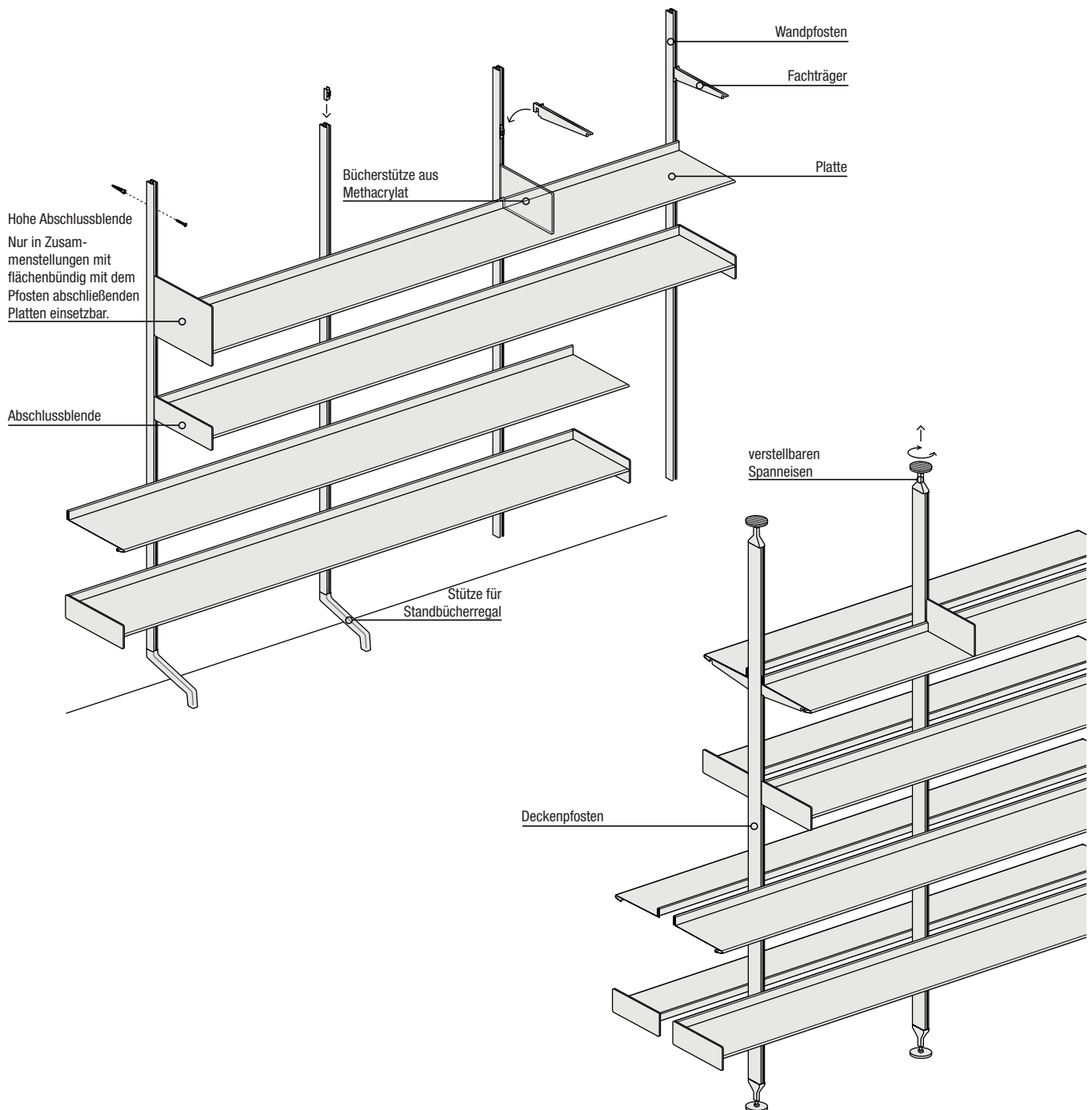
Weiß lackierter Stahl (farbähnlich wie RAL 9016)

Schwarz lackierter Stahl (farbähnlich wie RAL 9004)

Anmerkung:

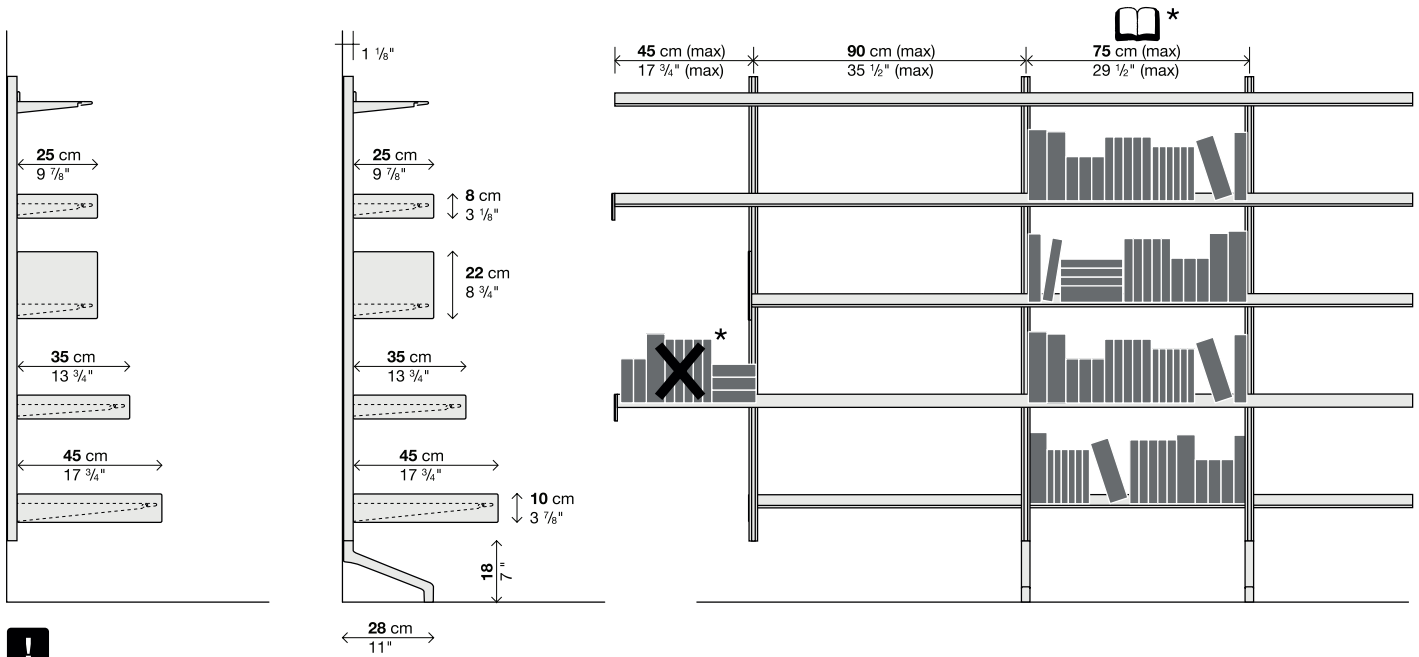
Die Montage muss genau ausgeführt werden indem man die Art der zu gebrauchenden Wand gut in betracht zieht.

Dem Auftrag ist eine Grafik der Zusammenstellung und eine Liste der einzelnen Elemente beizulegen (Seite 350-351).



DOT SHELVING SYSTEM

Bücherregal mit Wandbefestigung. Hängeversion oder Standversion.



Der maximale Abstand zwischen den Pfosten darf nicht größer als 90 cm sein.

Bei den Zusammenstellungen mit vorstehenden Regalböden darf der vorstehende Teil nicht länger als 45 cm sein. Empfohlene Belastung des vorstehenden Teils **10 kg**.

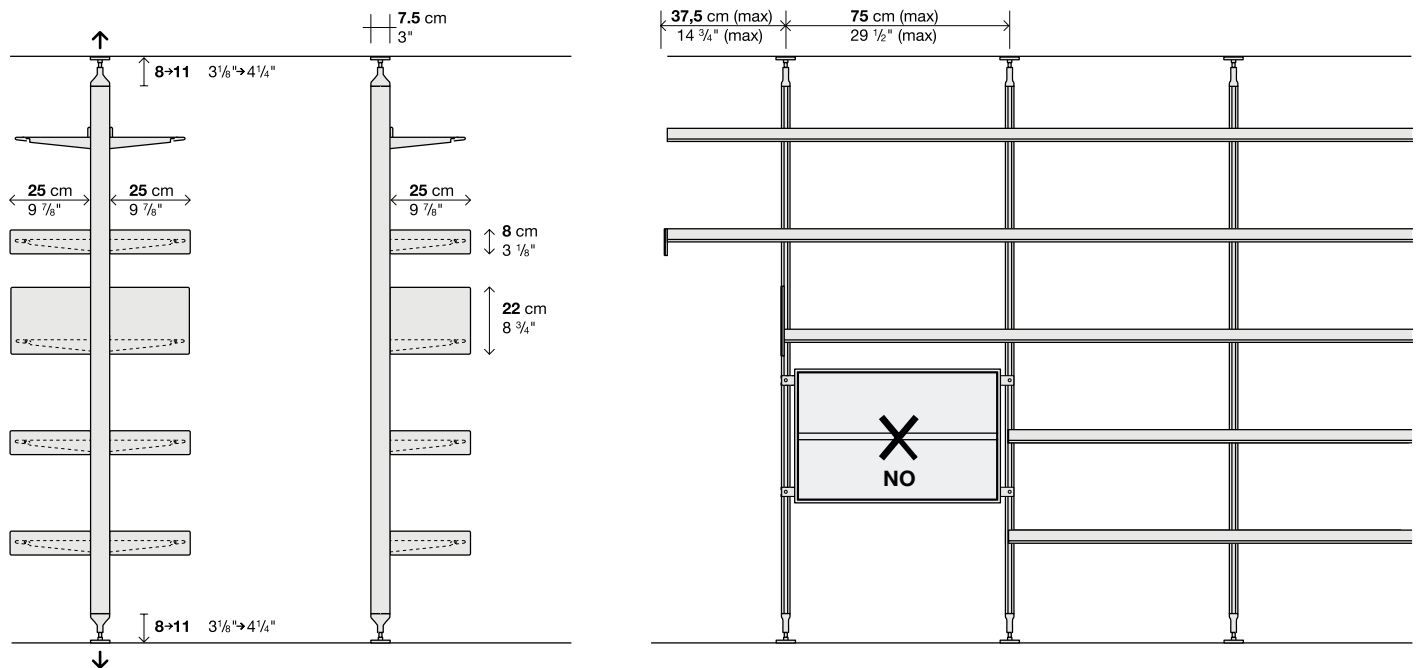
Die Regalböden können in der Breite, die Pfosten in der Höhe nach Maß zugeschnitten werden.

Empfohlene Belastung für Regalböden mit Tiefe 25/35 cm **40 kg** (mit Abstand 90 cm) oder **60 kg** (mit Abstand 75 cm).

Empfohlene Belastung für Regalböden mit Tiefe 45 cm **30 kg** (mit Abstand 90 cm) oder **40 kg** (mit Abstand 75 cm).

(*) Für Bücherregale sollten keine freitragenden Böden verwendet werden und der maximale Abstand zwischen den Montageleisten darf nicht größer als 75cm sein.

Bücherregal mit Deckenbefestigung mit verstellbaren Spanneisen. Beidseitig oder einseitig ausgeführte Version.



Der maximale Abstand zwischen den Pfosten darf nicht größer als 75 cm sein.

Bei den Zusammenstellungen mit vorstehenden Regalböden darf der vorstehende Teil nicht länger als 37,5 cm sein. Empfohlene Belastung des vorstehenden Teils **10 kg**.

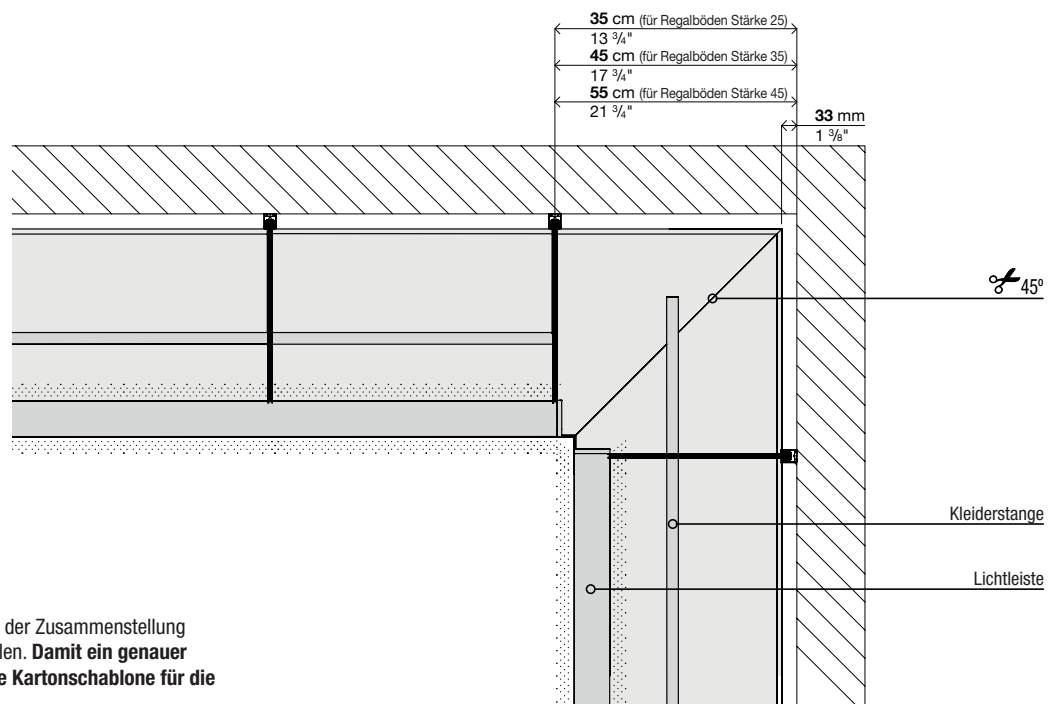
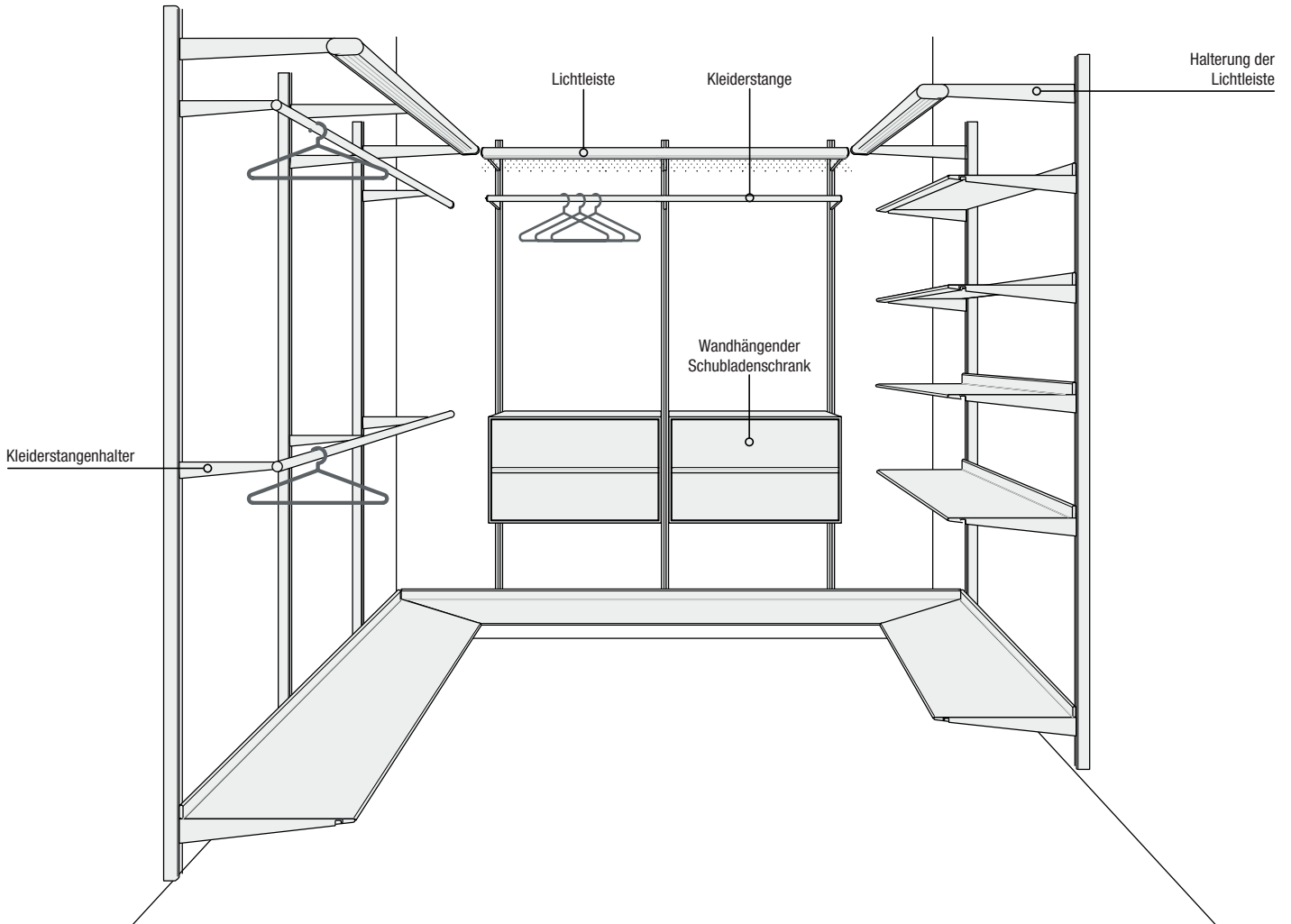
Die Regalböden können in der Breite, die Pfosten in der Höhe nach Maß zugeschnitten werden.

Bei den Bücherregalen mit Deckenbefestigung wird empfohlen, nur Regalböden mit einer Tiefe von 25 cm zu verwenden.

Empfohlene Belastung für Regalböden mit Tiefe 25 cm **40 kg** (mit Abstand 75 cm).

DOT SHELVING SYSTEM

Wardrobe

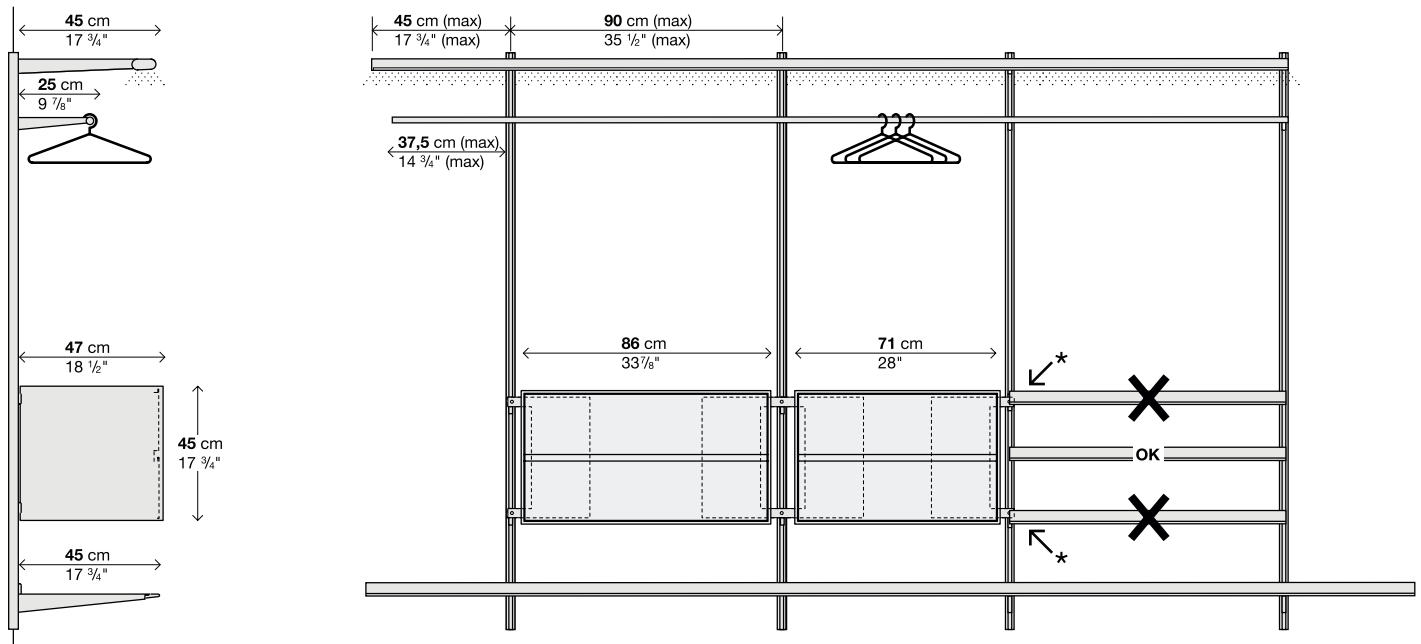


Bei einem Eckenbau auch eine Planzeichnung der Zusammenstellung einreichen. Für jede Wand ein Formular ausfüllen. **Damit ein genauer Zuschnitt nach Mass möglich ist, immer die Kartonschablone für die Ecke einsenden.**

DOT SHELVING SYSTEM

Wardrobe

Wandschrankskabine mit wandhängenden Schubladenschränken.



Der maximale Abstand zwischen den Pfosten darf nicht größer als 90 cm sein.

Die Kleiderstangen und die Lichtleiste sind in Sonderlängen lieferbar.

Die Regalböden können in der Breite, die Pfosten in der Höhe nach Maß zugeschnitten werden.

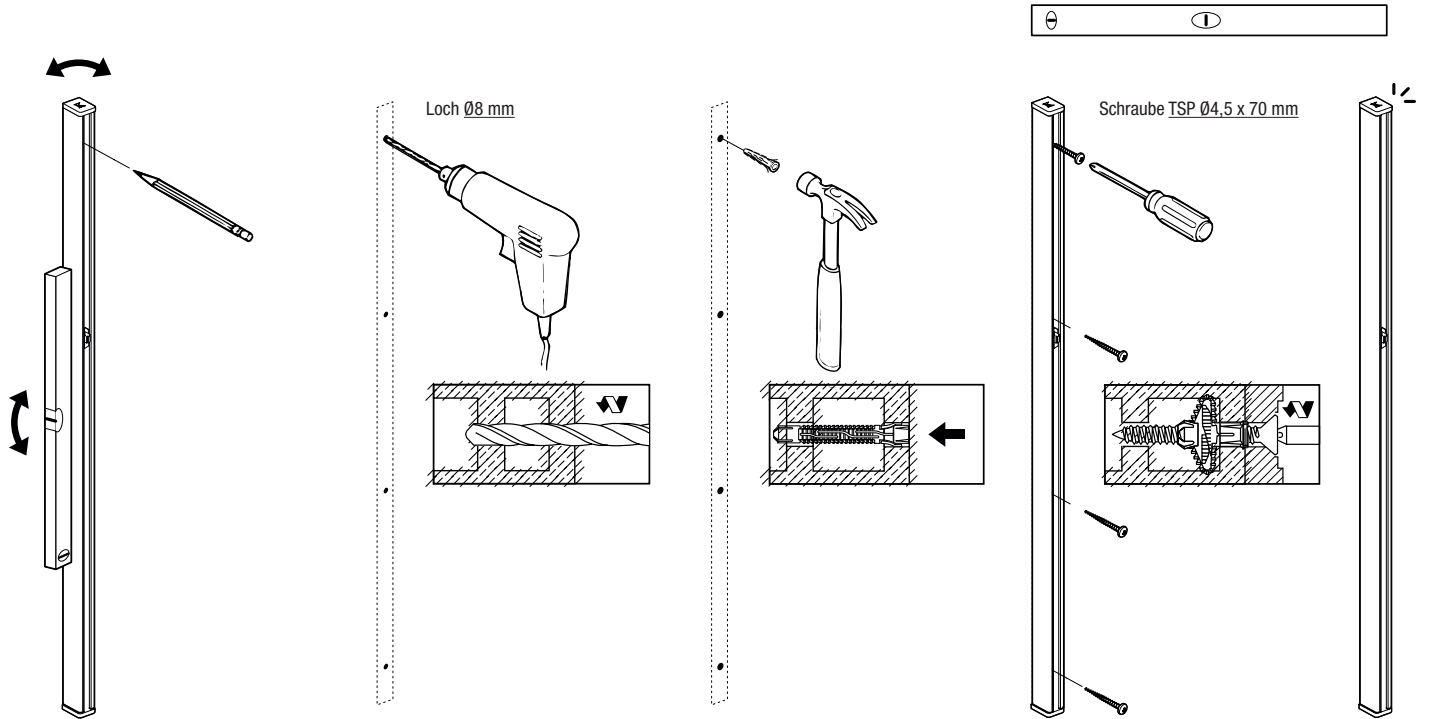
Empfohlene Belastung für Regalböden mit Tiefe 45 cm **30 kg** (mit Abstand 90 cm) oder **40 kg** (mit Abstand 75 cm).

Bei den vorgebauten Elementen ist wichtig, dass sie den Vorsprung von 45 cm nicht überschreiten. Empfohlene Tragkraft des Vorbaus **25 kg**.

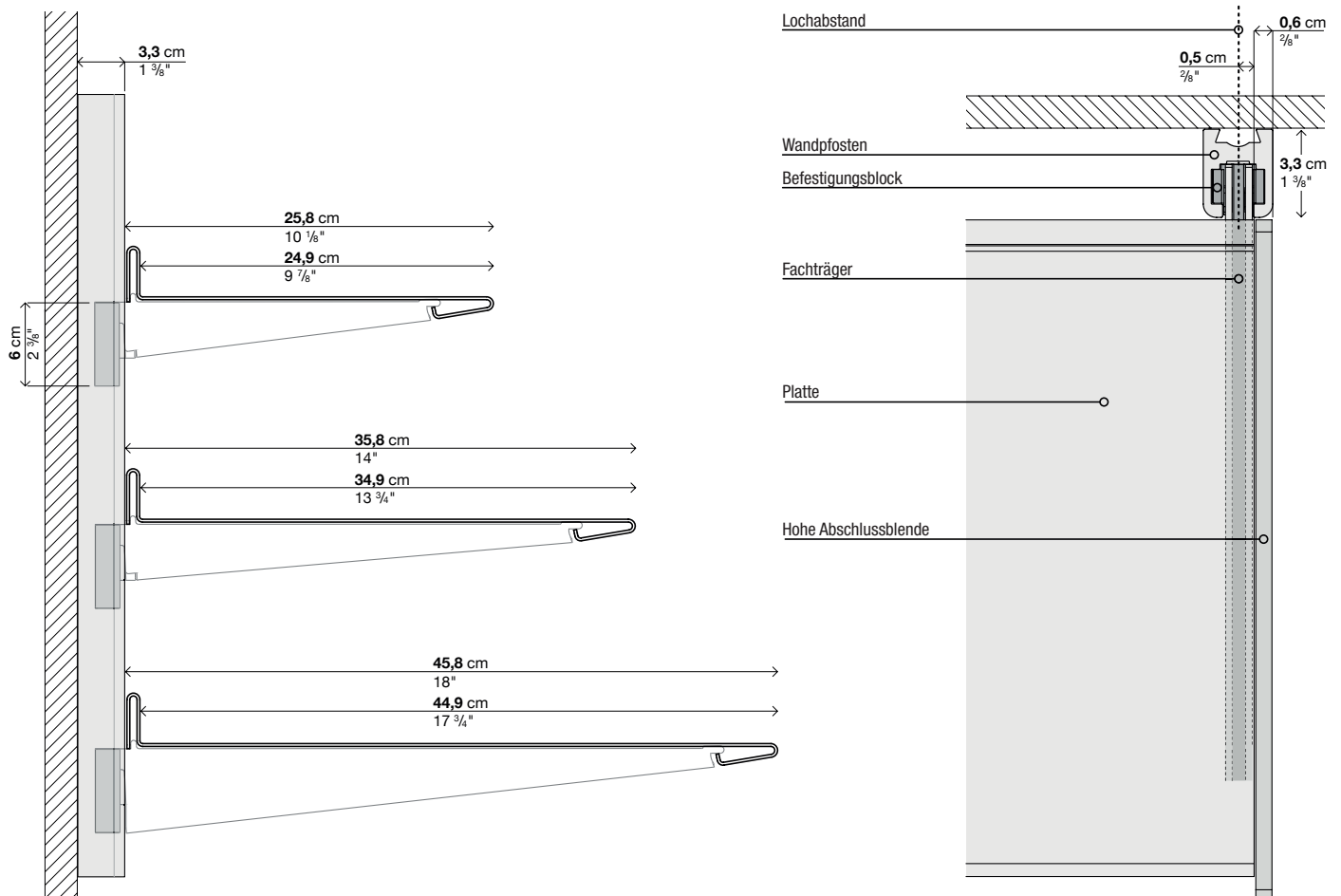
(*) Es können keine Böden auf der gleichen Höhe der Ober - oder Unterkante des Schubladenschranks aufgehängt werden.

DOT SHELVING SYSTEM

Befestigung der Pfosten an der Wand

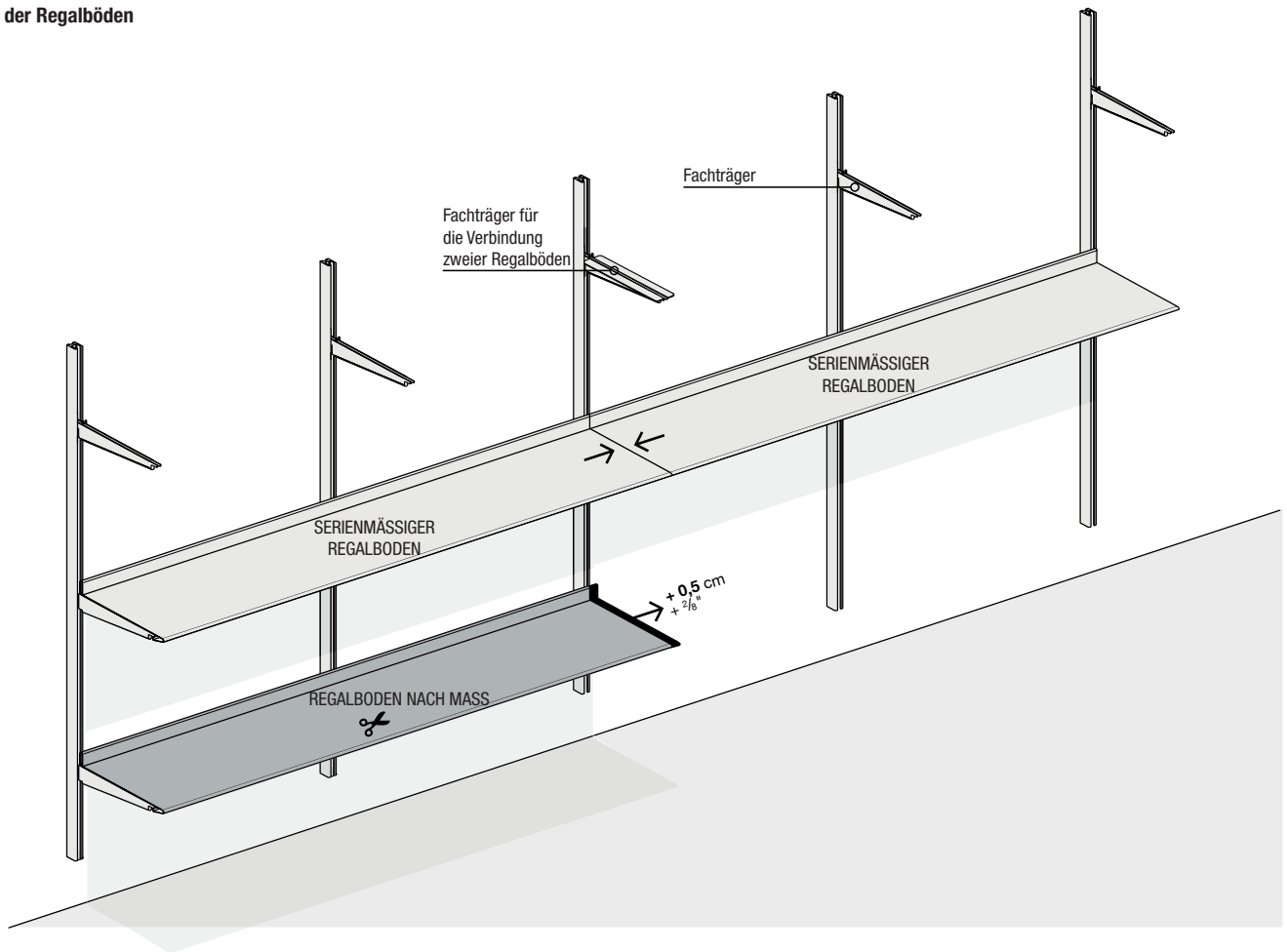


Tatsächliche Maße



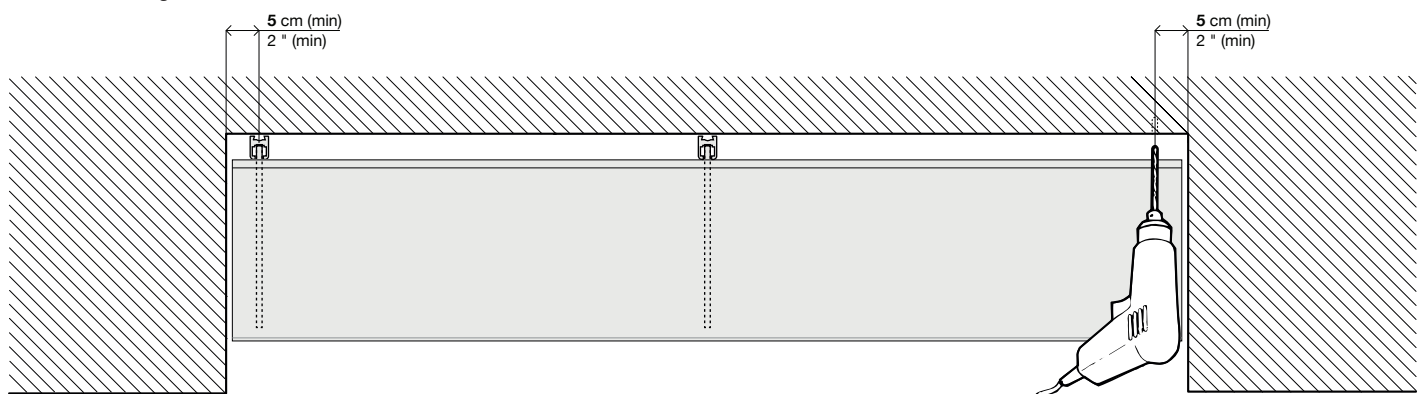
DOT SHELVING SYSTEM

Anordnung der Regalböden



Im Falle einer Zusammenstellung, bei der auf einer Ebene serienmäßige Regalböden und auf anderen Ebenen einzelne Regalböden angeordnet sind, müssen letztere unbedingt mit Zuschnitt nach Maß (+5 cm) hergestellt werden, um eine korrekte Anordnung zu ermöglichen.

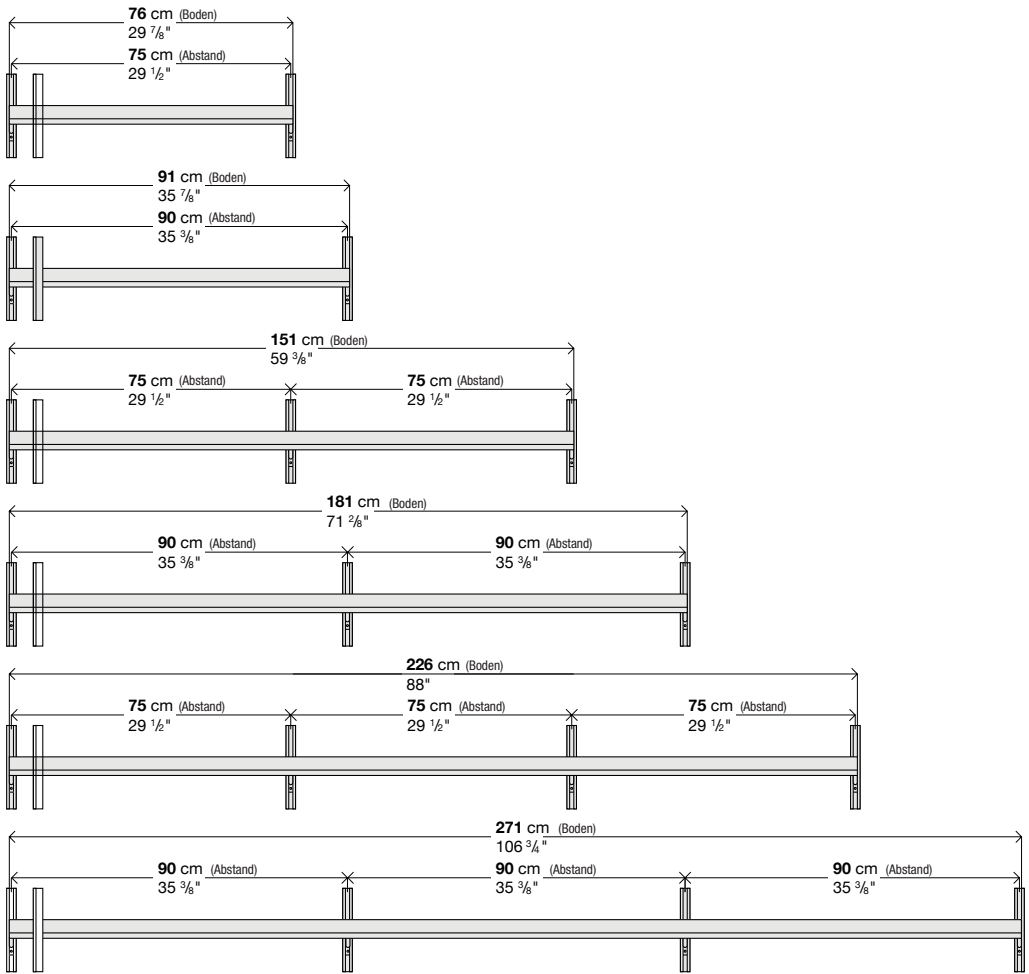
Zusammenstellung in einer Nische



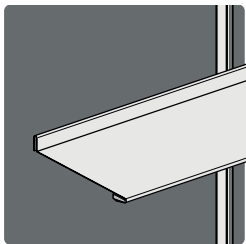
Im Falle von Zusammenstellungen in einer Nische muss ein Mindestabstand von 5 cm zwischen der Wand und der ersten Bohrung des Pfostens eingehalten werden. Dieser Raum wird für eine einfache Handhabung des Bohrers benötigt.

DOT SHELVING SYSTEM

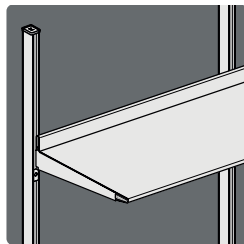
Die Abstände



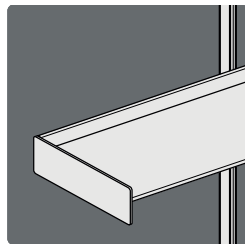
Bücherregal mit Wandbefestigung




**BODEN MIT ÜBERSTAND
GEGENÜBER DEM
WANDPFOSTEN**




**FLÄCHENBÜNDIG GEGENÜBER
DEM WANDPFOSTEN**



**MIT ÜBERSTAND UND
ABSCHLUSSBLENDE**

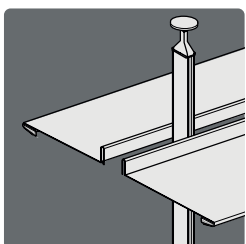


**FLÄCHENBÜNDIG MIT
ABSCHLUSSBLENDE**

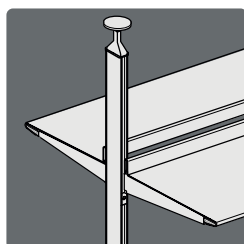


**FLÄCHENBÜNDIG MIT HOHER
ABSCHLUSSBLENDE**

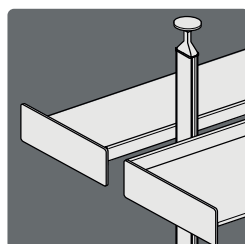
Bücherregal mit Deckenbefestigung mit verstellbaren Spanneisen



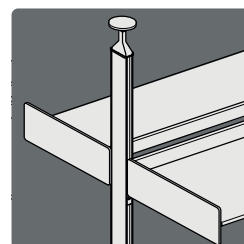
**BODEN MIT ÜBERSTAND
GEGENÜBER DEM
WANDPFOSTEN**



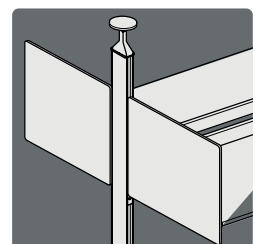
**FLÄCHENBÜNDIG GEGENÜBER
DEM WANDPFOSTEN**



**MIT ÜBERSTAND UND
ABSCHLUSSBLENDE**



**FLÄCHENBÜNDIG MIT
ABSCHLUSSBLENDE**



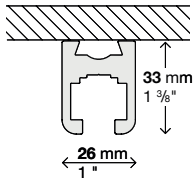
**FLÄCHENBÜNDIG MIT HOHER
ABSCHLUSSBLENDE**

DOT SHELVING SYSTEM

Elemente

Wandpfosten aus eloxiertem oder lackiertem Aluminium.

H 60 100 140 180 220 260 cm + $\frac{1}{8}$ "
 H 23 $\frac{5}{8}$ " 39 $\frac{3}{8}$ " 55" 70 $\frac{7}{8}$ " 86 $\frac{5}{8}$ " 102 $\frac{3}{8}$ " + $\frac{1}{8}$ "



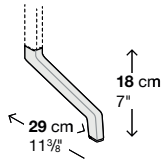
Die maximale Höhe der Pfosten in Sonderanfertigung beträgt 3 Meter.

Art.-Nr.	Höhe	Ausführung		kolli	m ³	Kg
		Eloxiertes Aluminium	Lackiert			
55MOP01	60 cm			-	-	0,6
55MOP02	100 cm			-	-	1,1
55MOP03	140 cm			-	-	1,6
55MOP04	180 cm			-	-	2
55MOP05	220 cm			-	-	2,5
55MOP06	260 cm			-	-	2,9

Optionen

Nach Maß				-	-	-
----------	--	--	--	---	---	---

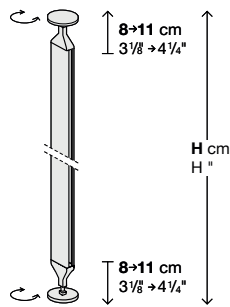
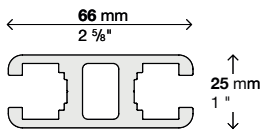
Stütze für Standbücherregal aus lackierter Aluminiumlegierung.



Art.-Nr.	Höhe	Ausführung		kolli	m ³	Kg
		Eloxiertes Aluminium	Lackiert			
55SOS01	18 cm			-	-	1

Deckenpfosten mit verstellbaren Spanneisen aus eloxiertem oder lackiertem Aluminium.

H 236/242 276/282 316/322 cm + $\frac{1}{8}$ "
 H 92 $\frac{7}{8}$ "/95 $\frac{1}{4}$ " 108 $\frac{3}{4}$ "/111" 124 $\frac{3}{8}$ "/126 $\frac{3}{4}$ " + $\frac{1}{8}$ "



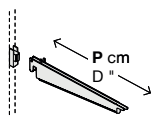
Art.-Nr.	Höhe	Ausführung		kolli	m ³	Kg
		Eloxiertes Aluminium	Lackiert			
55MOP01	60 cm			-	-	6
55MOP02	100 cm			-	-	6,7
55MOP03	140 cm			-	-	7,5

Optionen

Nach Maß				-	-	-
----------	--	--	--	---	---	---

Fachträger aus lackiertem Stahl mit Befestigungsblock.

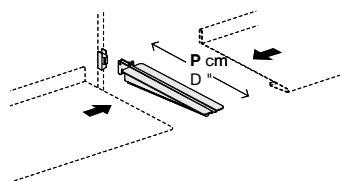
P 25 35 45 cm
 D 97/8" 133/4" 173/4"



Art.-Nr.	Breite	Ausführung		kolli	m ³	Kg
		Eloxiertes Aluminium	Lackiert			
55REG01	25 cm			-	-	0,4
55REG02	35 cm			-	-	0,5
55REG03	45 cm			-	-	0,7

Fachträger aus lackiertem Stahl mit Befestigungsblock für die Verbindung zweier Regalböden.

P 25 35 45 cm
 D 97/8" 133/4" 173/4"



Art.-Nr.	Breite	Ausführung		kolli	m ³	Kg
		Eloxiertes Aluminium	Lackiert			
55REG11	25 cm			-	-	0,5
55REG12	35 cm			-	-	0,6
55REG13	45 cm			-	-	0,8


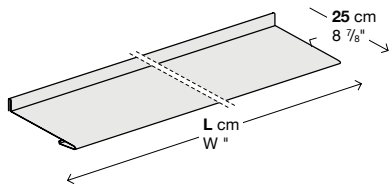
Das jeweils angegebene Gewicht bezieht sich auf jedes einzelne Stück ohne Verpackung, da die Gesamtmenge der Produkte je nach Zusammenstellung variieren kann.

DOT SYSTEM

Elemente

Regalboden aus lackiertem Stahl Tiefe 25 cm.

L 76 91 151 181 226 271 cm + +
 W 29 7/8" 35 7/8" 59 3/8" 71 2/8" 88 7/8" 106 3/4" + +




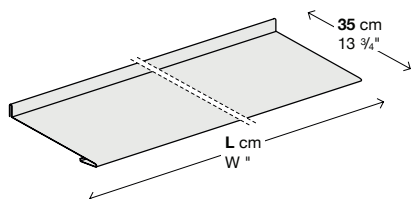
Art.-Nr.	Länge	Ausführung	kolli	m ³	Kg
		Lackiert			
55PIA201	76 cm		-	-	4,5
55PIA202	91 cm		-	-	5,3
55PIA203	151 cm		-	-	9
55PIA204	181 cm		-	-	10,5
55PIA205	226 cm		-	-	13,5
55PIA206	271 cm		-	-	16

Optionen

Nach Maß		-	-	-
45° Schnitt		-	-	-

Regalboden aus lackiertem Stahl Tiefe 35 cm.

L 76 91 151 181 226 271 cm + +
 W 29 7/8" 35 7/8" 59 3/8" 71 2/8" 88 7/8" 106 3/4" + +




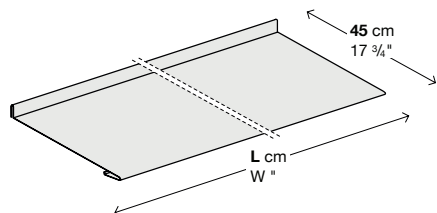
Art.-Nr.	Länge	Ausführung	kolli	m ³	Kg
		Lackiert			
55PIA301	76 cm		-	-	6
55PIA302	91 cm		-	-	7
55PIA303	151 cm		-	-	11,5
55PIA304	181 cm		-	-	13,5
55PIA305	226 cm		-	-	17
55PIA306	271 cm		-	-	20,5

Optionen

Nach Maß		-	-	-
45° Schnitt		-	-	-

Regalboden aus lackiertem Stahl Tiefe 45 cm.

L 76 91 151 181 226 271 cm + +
 W 29 7/8" 35 7/8" 59 3/8" 71 2/8" 88 7/8" 106 3/4" + +



Art.-Nr.	Länge	Ausführung	kolli	m ³	Kg
		Lackiert			
55PIA401	76 cm		-	-	6
55PIA402	91 cm		-	-	7
55PIA403	151 cm		-	-	11,5
55PIA404	181 cm		-	-	13,5
55PIA405	226 cm		-	-	17
55PIA406	271 cm		-	-	20,5

Optionen

Nach Maß		-	-	-
45° Schnitt		-	-	-

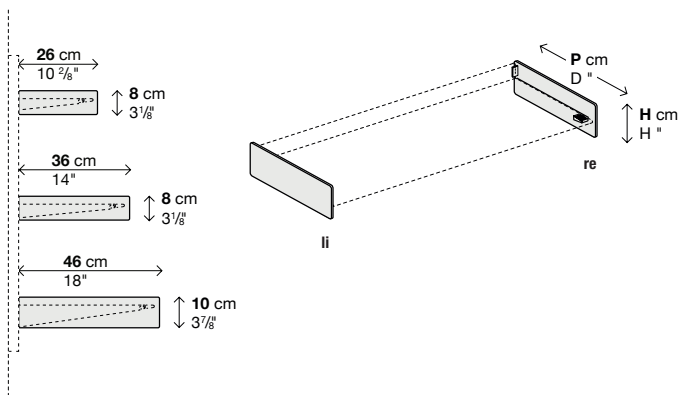
Das jeweils angegebene Gewicht bezieht sich auf jedes einzelne Stück ohne Verpackung, da die Gesamtmenge der Produkte je nach Zusammenstellung variieren kann.

DOT SYSTEM

Elemente

Abschlussblende rechts/links aus lackiertem Aluminium.

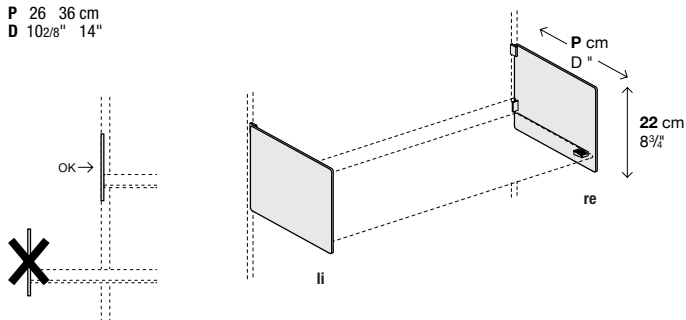
P 26 36 46 cm
D 10^{2/8}" 14" 18"



Art.-Nr.	Größe	Ausführung	kolli	m ³	Kg
		Lackiert			
55FIA01D	re 26 x 8 cm		-	-	0,3
55FIA01S	li 26 x 8 cm		-	-	0,3
55FIA02D	re 36 x 8 cm		-	-	0,4
55FIA02S	li 36 x 8 cm		-	-	0,4
55FIA03D	re 46 x 10 cm		-	-	0,5
55FIA03S	li 46 x 10 cm		-	-	0,5

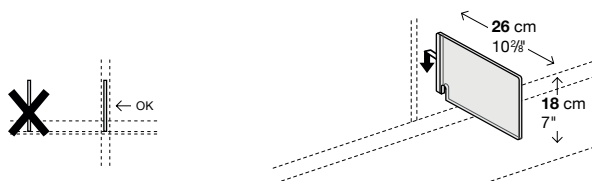
Hohe Abschlussblende re/li aus lackiertem Aluminium.
Dient als Buchstütze und ist nur mit Platten, die mit der Montageleiste bündig sind, verwendbar.

P 26 36 cm
D 10^{2/8}" 14"



Art.-Nr.	Breite	Ausführung	kolli	m ³	Kg
		Lackiert			
55FIA11D	re 26		-	-	1
55FIA11S	li 26		-	-	1
55FIA12D	re 36		-	-	1
55FIA12S	li 36		-	-	1

Hohe Buchstütze in satiniertem Methacrylat
auf der Höhe des Wandpfosten zu benutzen.

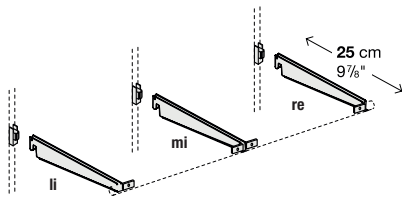


Art.-Nr.	Breite	Ausführung	kolli	m ³	Kg
		Satiniertes Methacrylat			
55REL11	26		-	-	0,5

DOT SYSTEM

Elemente

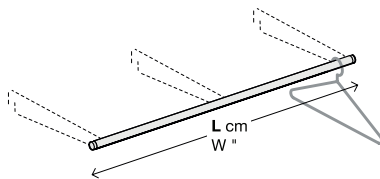
Kleiderstangenhalter rechts/
mittig/links in lackiertem Stahl
mit Befestigungsblock.



Art.-Nr.	Ausführung		kolli	m³	Kg
	Lackiert				
55RAP01D re	-	-	-	-	0,3
55RAP01C mi	-	-	-	-	0,3
55RAP01S li	-	-	-	-	0,3

Kleiderstange in eloxiertem
oder lackiertem Aluminium.

L 76 912 151 181 226 271 cm +✂
W 29 7/8" 35 7/8" 59 3/8" 71 2/8" 88 7/8" 106 3/4" +✂

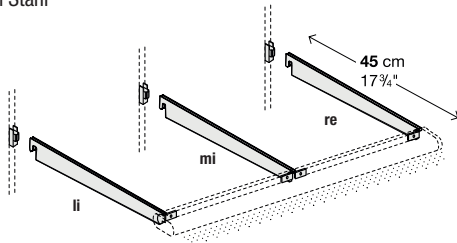


Art.-Nr.	Länge	Ausführung		kolli	m³	Kg
		Eloxiertes Aluminium	Lackiert			
55TUB01	76 cm	-	-	-	-	0,6
55TUB02	91 cm	-	-	-	-	0,7
55TUB03	151 cm	-	-	-	-	1,2
55TUB04	181 cm	-	-	-	-	1,4
55TUB05	226 cm	-	-	-	-	1,7
55TUB06	271 cm	-	-	-	-	1,9

Optionen

Nach Maß	-	-	-	-	-	-
----------	---	---	---	---	---	---

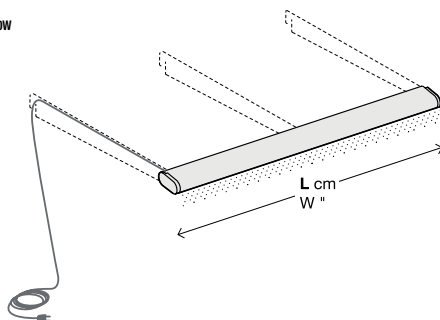
Halterung der Lichtleiste rechts/
mittig/links in lackiertem Stahl
mit Befestigungsblock.



Art.-Nr.	Ausführung		kolli	m³	Kg
	Lackiert				
55RAP03D re	-	-	-	-	0,3
55RAP03C mi	-	-	-	-	0,3
55RAP03S li	-	-	-	-	0,3

LED-Lichtleiste aus eloxiertem
oder lackiertem Aluminium
Im Auftrag den Ausgang des Netzkabels rechts oder links anführen.

L 76 912 151 181 226 271 cm +✂
W 29 7/8" 35 7/8" 59 3/8" 71 2/8" 88 7/8" 106 3/4" +✂



Art.-Nr.	Länge	Ausführung		kolli	m³	Kg
		Eloxiertes Aluminium	Lackiert			
55BAR01	76 cm	-	-	-	-	1
55BAR02	91 cm	-	-	-	-	1,3
55BAR03	151 cm	-	-	-	-	2
55BAR04	181 cm	-	-	-	-	2,3
55BAR05	226 cm	-	-	-	-	2,5
55BAR06	271 cm	-	-	-	-	3,2

Optionen

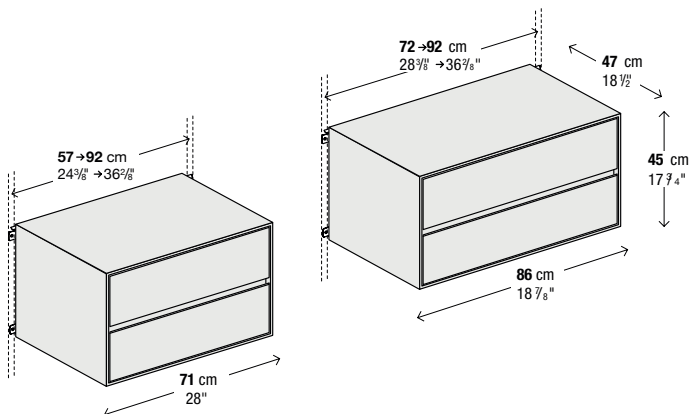
Nach Maß	-	-	-	-	-	-
----------	---	---	---	---	---	---

Das jeweils angegebene Gewicht bezieht sich auf jedes einzelne Stück ohne Verpackung, da die Gesamtmenge der Produkte je nach Zusammenstellung variieren kann.

DOT SYSTEM

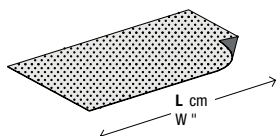
Elemente

Wandhängender Schubladenschrank in lackiertem Stahl mit zwei Schubladen mit Vollauszug und automatischem Einschub.



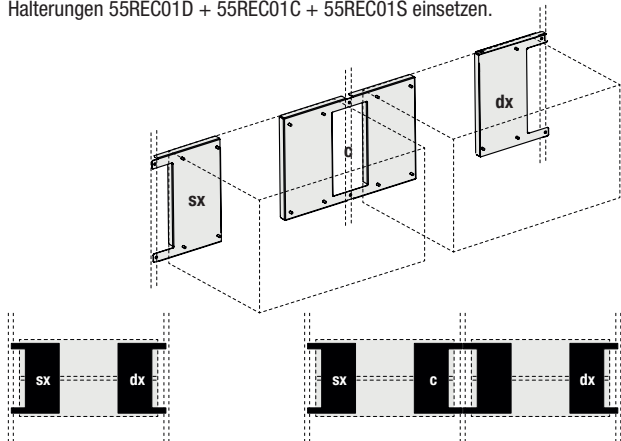
Art.-Nr.	Länge	Ausführung	kolli	m ³	Kg
		Lackiert			
55CAS01	71 cm		-	-	37
55CAS02	86 cm		-	-	44

Rutschfeste Einlage für die Schubladen (pro Stück).



Art.-Nr.	Länge	Ausführung	kolli	m ³	Kg
		rutschfester Gummi			
20TAP01	71		-	-	1
20TAP02	86		-	-	1,2

Verstellbare Halterungen für wandhängenden Schubladenschränk.
Im Falle von nebeneinander angeordneten Schubladenschränken die Halterungen 55REC01D + 55REC01C + 55REC01S einsetzen.

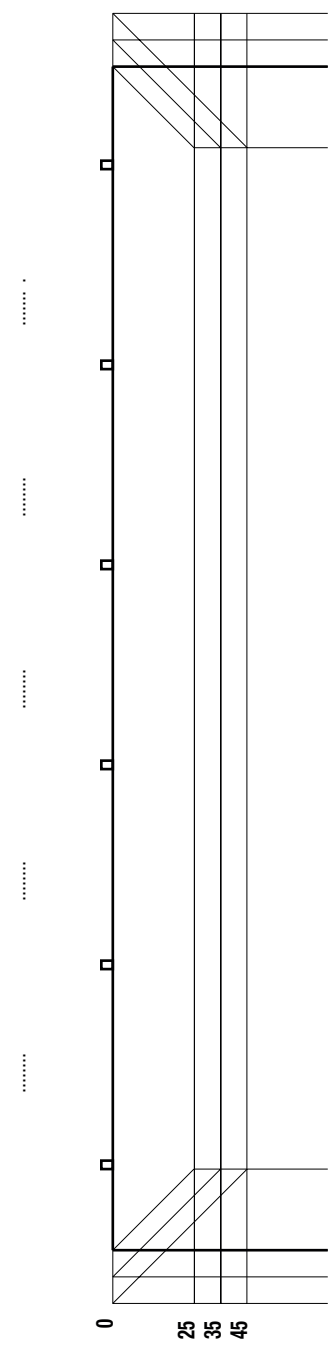


Art.-Nr.	Ausführung	kolli	m ³	Kg
	Lackiert			
55REC01D re		-	-	3,6
55REC01C mi		-	-	5,6
55REC01S li		-	-	3,6

Das jeweils angegebene Gewicht bezieht sich auf jedes einzelne Stück ohne Verpackung, da die Gesamtmenge der Produkte je nach Zusammenstellung variieren kann.

260																			
220																			
180																			
140																			
100																			
60																			
0																			
+18																			

316																			
322																			
276																			
282																			
236																			
242																			
0																			



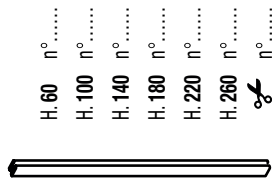
→ Das Original dieses Formulars fotokopieren und für die Bestellung die Kopie verwenden.

Die Auftragsbestätigung bezieht sich auf die Zeichnung, mit der sie übereinstimmt.

⚠ Eckenbauten:
Bei einem Eckenbau auch eine Planzeichnung der Zusammenstellung einreichen
Für jede Wand ein Formular ausfüllen.

Damit ein genauer Zuschnitt nach Mass möglich ist, immer die Kartonschablone für die Ecke einsenden.

Wandpfosten




H. 60 n°
 H. 100 n°
 H. 140 n°
 H. 180 n°
 H. 220 n°
 H. 260 n°
 ✂ n° CM

Stütze für Standbücherregal



n° CM

Deckenpfosten mit verstellbaren Spanneisen



H. 236/242 n°
 H. 276/282 n°
 H. 316/322 n°
 ✂ n° CM*

Fachträger



T. 25 n°
 T. 35 n°
 T. 45 n°

Fachträger für zwei Regalböden **



T. 25 n°
 T. 35 n°
 T. 45 n°

Abschlussblende RE/LI



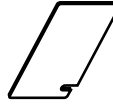
T. 26 re n° li n°
 T. 36 re n° li n°
 T. 46 re n° li n°

Hohe Abschlussblende RE/LI



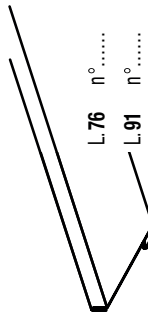
T. 26 re n° li n°
 T. 36 re n° li n°

Buchstütze in Methacrylat



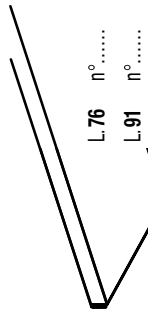
H. 18 n°

Regalboden Tiefe 25 cm



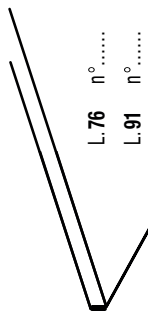
L. 76 n°
 L. 91 n°
 L. 151 n°
 L. 181 n°
 L. 226 n°
 L. 271 n°
 ✂ n° CM
 Δ n°

Regalboden Tiefe 35 cm



L. 76 n°
 L. 91 n°
 L. 151 n°
 L. 181 n°
 L. 226 n°
 L. 271 n°
 ✂ n° CM
 Δ n°

Regalboden Tiefe 45 cm



L. 76 n°
 L. 91 n°
 L. 151 n°
 L. 181 n°
 L. 226 n°
 L. 271 n°
 ✂ n° CM
 Δ n°

Wandhäng. Schubladens.



L. 71 n°
 L. 86 n°

Rutschfeste Einlage

L. 71 n°
 L. 86 n°

Kleiderstangenhalter RE/MI/LI



T. 25 re n°
 mi n°
 li n°

Reggibarra appendiabiti RE/C/LI



T. 45 re n°
 mi n°
 li n°

Kleiderstange



L. 76 n°
 L. 91 n°
 L. 151 n°
 L. 181 n°
 L. 226 n°
 L. 271 n°
 ✂ n° CM

Lichtleiste



L. 76 n°
 L. 91 n°
 L. 151 n°
 L. 181 n°
 L. 226 n°
 L. 271 n°
 ✂ n° CM

* Das Höhenmaß der Decke angeben. ** Für die Verbindung von zwei Fachböden nutzbar.

DOT SHELVING SYSTEM

Finition du montant:

Aluminium anodisé

Aluminium laqué blanc (semblable à la teinte RAL 9016)

Aluminium laqué noir (semblable à la teinte RAL 9004)

Finition du plateau:

Acier laqué gris aluminium (semblable à la teinte RAL 7042)

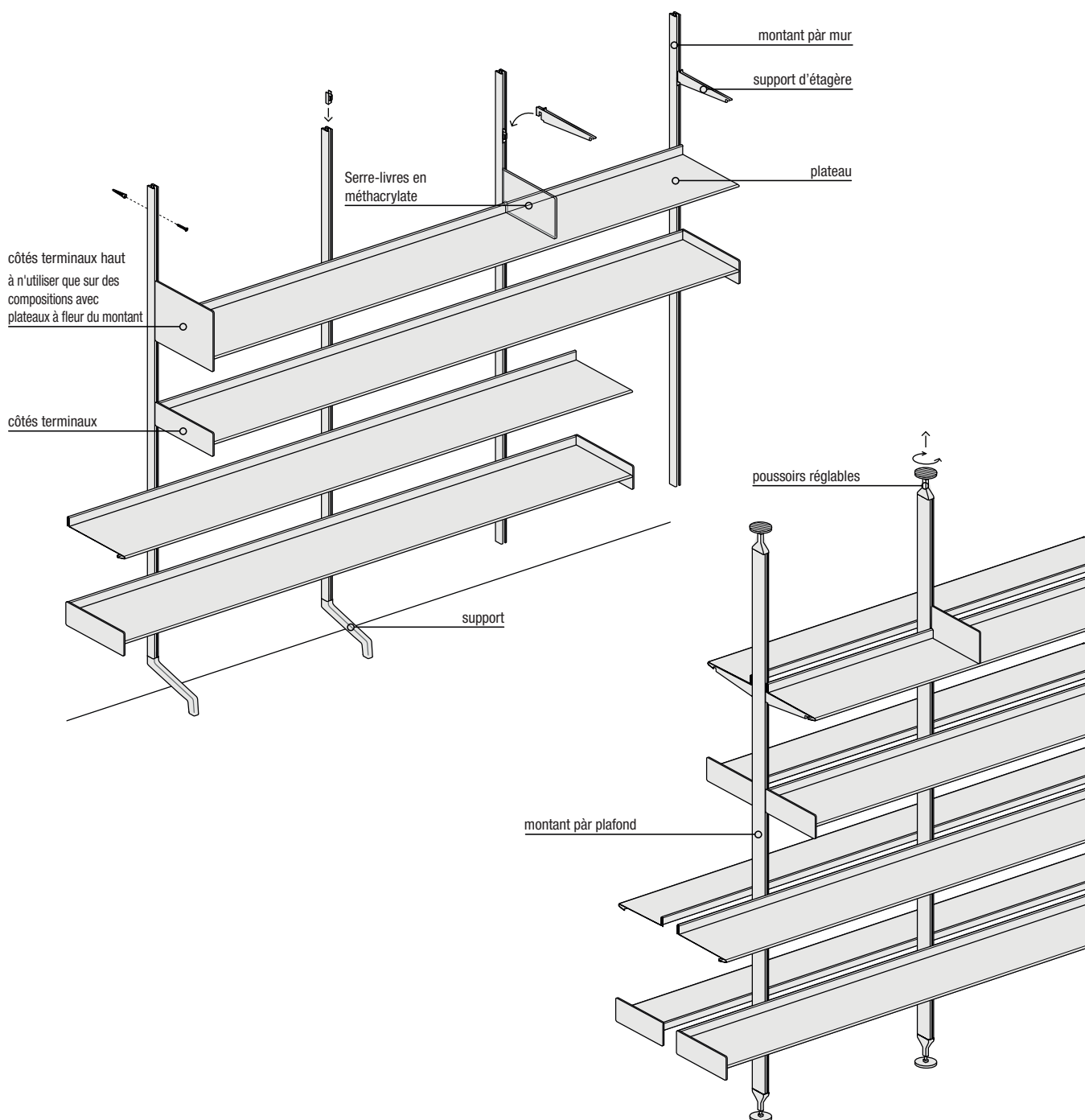
Acier laqué blanc (semblable à la teinte RAL 9016)

Acier laqué noir (semblable à la teinte RAL 9004)

Notes:

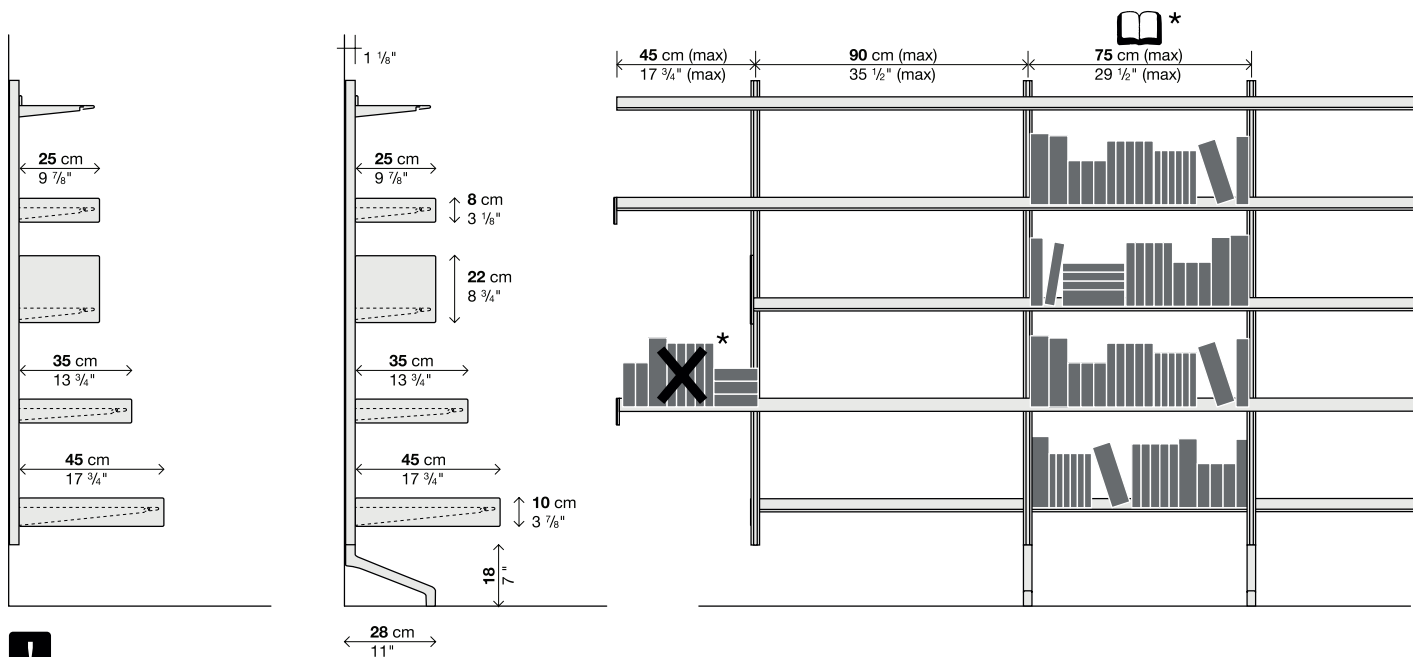
Le montage doit être fait par un professionnel, capable à juger le type et solidité du mur au quel les éléments doivent être attachés.

Accompagner la commande avec un graphique de la composition et avec une liste de chaque élément (voir page 350-351).



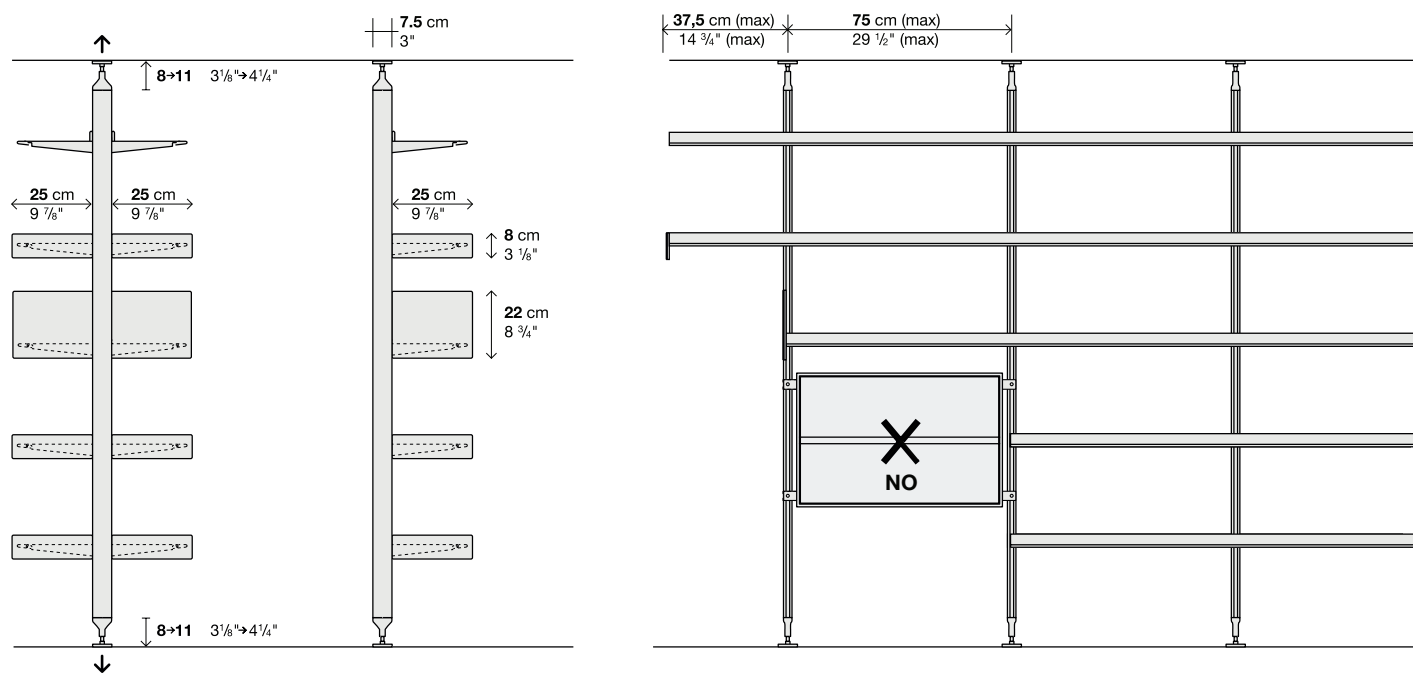
DOT SHELVING SYSTEM

Bibliothèque avec fixation au mur. Version suspendue ou posée au sol.



La distance maximale entre les montants ne doit pas dépasser 90 cm.
 Pour les compositions avec des étagères en saillie, il est important que cette saillie ne dépasse pas 45 cm. Portée conseillée pour la saillie **10 kg**.
 Les étagères peuvent être coupées sur mesure en largeur et les montants sur mesure en hauteur.
 Portée conseillée pour les étagères de 25/35 cm de profondeur **40 Kg** (avec entre axe de 90 cm), **60 Kg** (avec entre axe de 75 cm).
 Portée conseillée pour les étagères de 45 cm de profondeur **30 Kg** (avec entre axe de 90 cm), **40 Kg** (avec entre axe de 75 cm).
 (*) Pour les étagères porte-livres, il est conseillé de ne pas utiliser de plans en porte-à-faux et l'espace maximal entre les montants ne doit pas dépasser 75 cm.

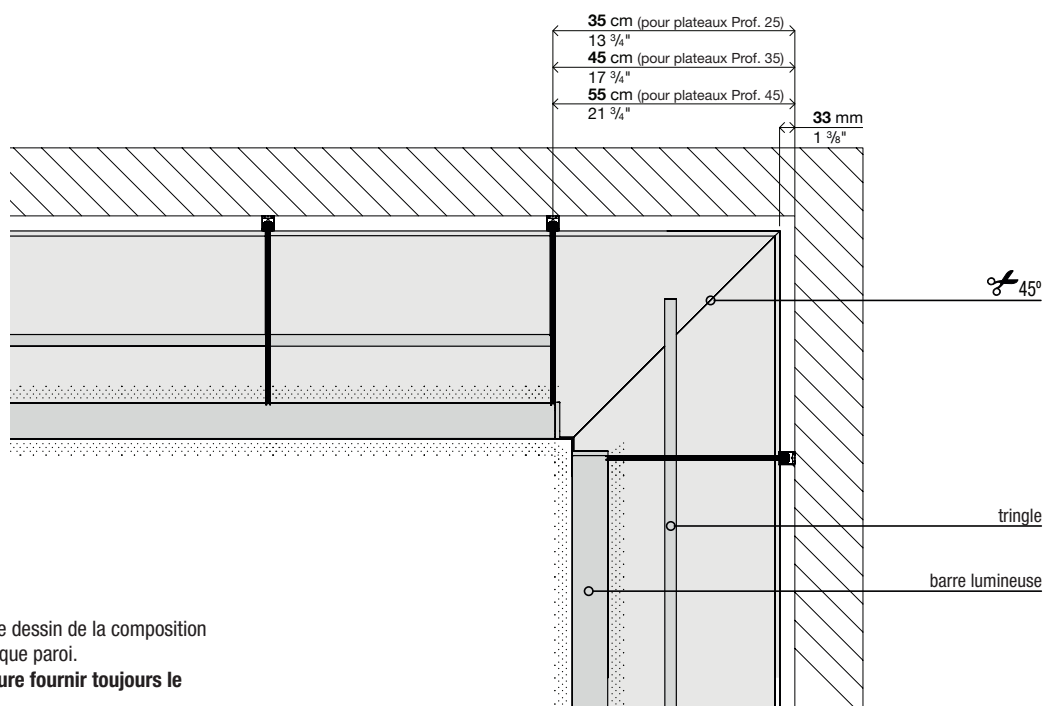
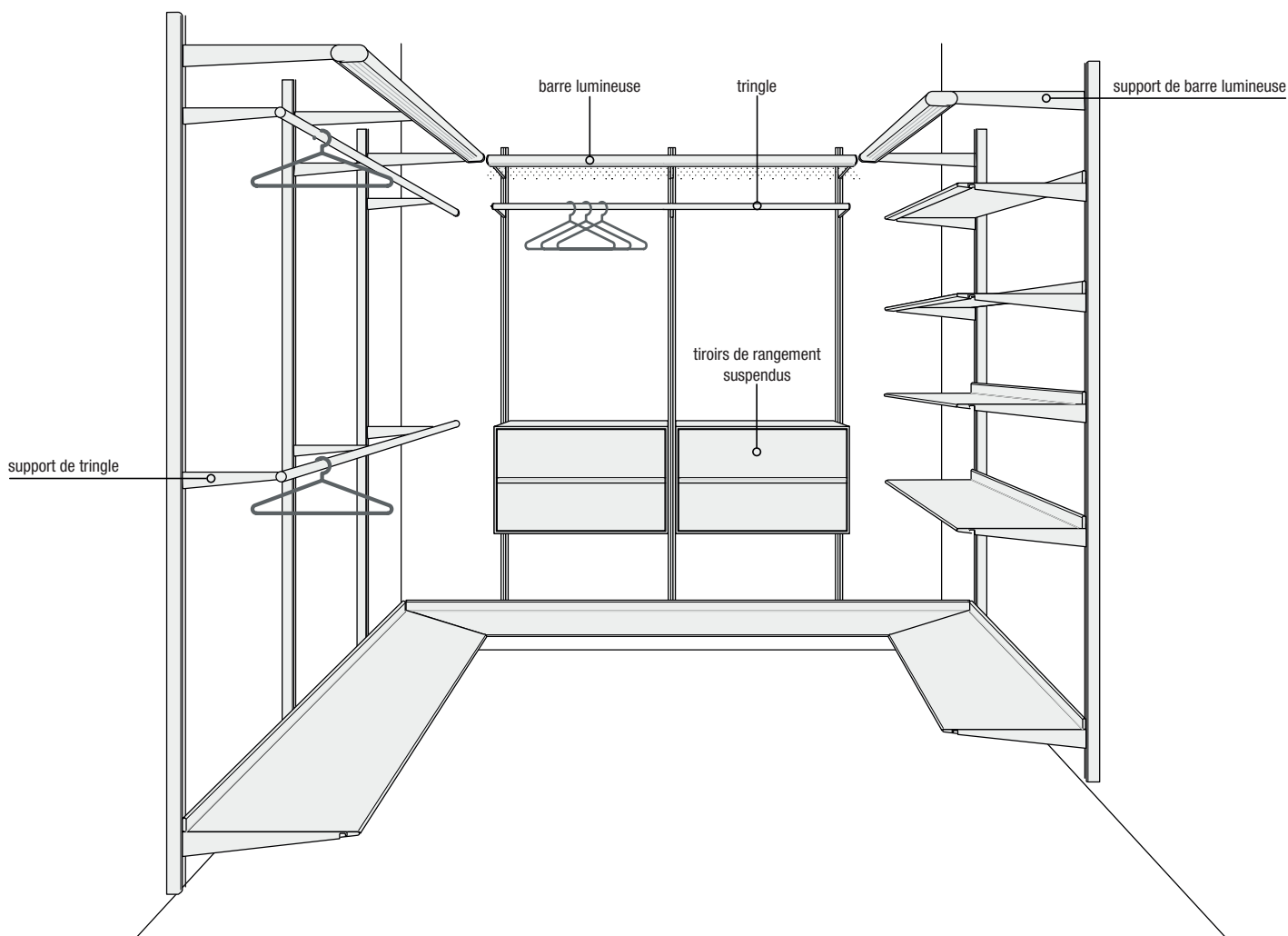
Bibliothèque avec fixation au plafond à l'aide de poussoirs réglables. Modèle double face ou simple face.



La distance maximale entre les montants ne doit pas dépasser 75 cm.
 Pour les compositions avec des étagères en saillie, il est important que cette saillie ne dépasse pas 37,5 cm. Portée conseillée pour la saillie **10 kg**.
 Les étagères peuvent être coupées sur mesure en largeur et les montants sur mesure en hauteur.
 Pour la bibliothèque fixée au plafond, il est conseillé d'utiliser uniquement des étagères de 25 cm de large.
 Portée conseillée pour les étagères de 25 cm de profondeur **40 kg** (avec entre axe de 75 cm).

DOT SHELVING SYSTEM

Wardrobe



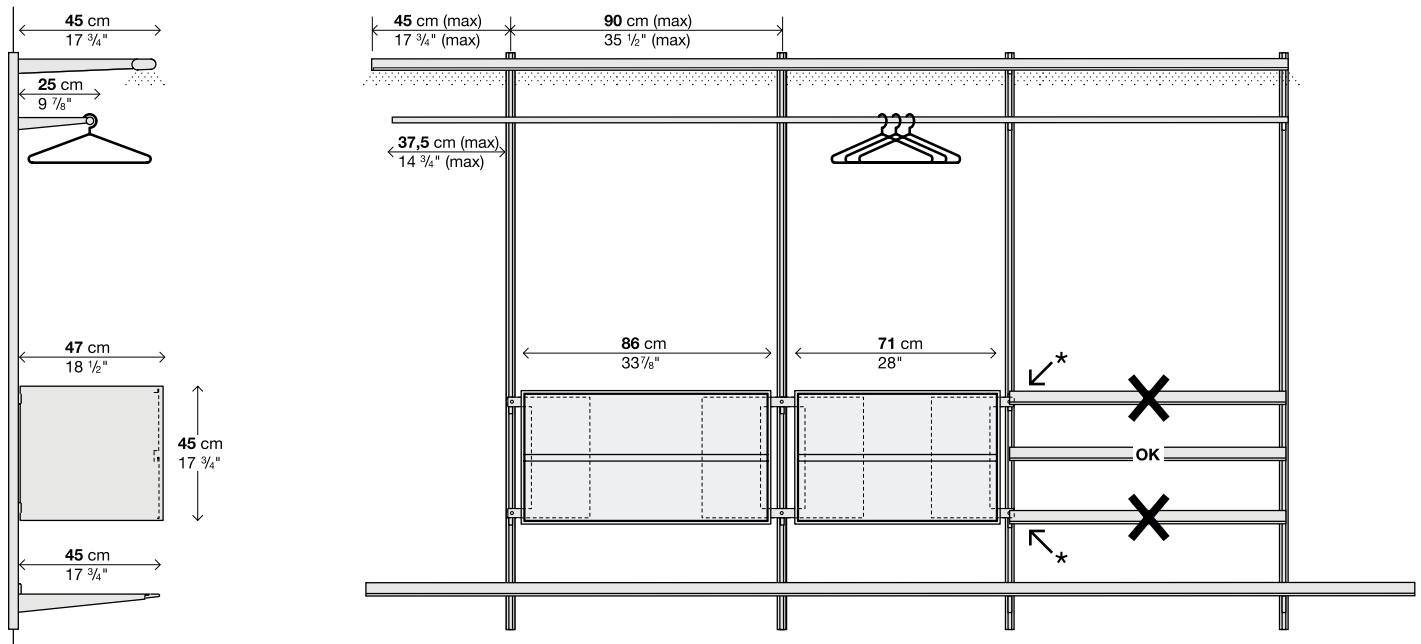
En cas de compositions d'angle fournir aussi le dessin de la composition avec les dimensions. Remplir un bon pour chaque paroi.

Afin de réaliser une coupe précise sur mesure fournir toujours le gabarit en carton de l'angle.

DOT SHELVING SYSTEM

Wardrobe

Cabine armoire murale avec éléments à tiroir suspendus.



La distance maximale entre les montants ne doit pas dépasser 90 cm.

Des coupes sur mesure des tringles de penderie et de la barre d'éclairage sont possibles.

Les étagères peuvent être coupées sur mesure en largeur et les montants sur mesure en hauteur.

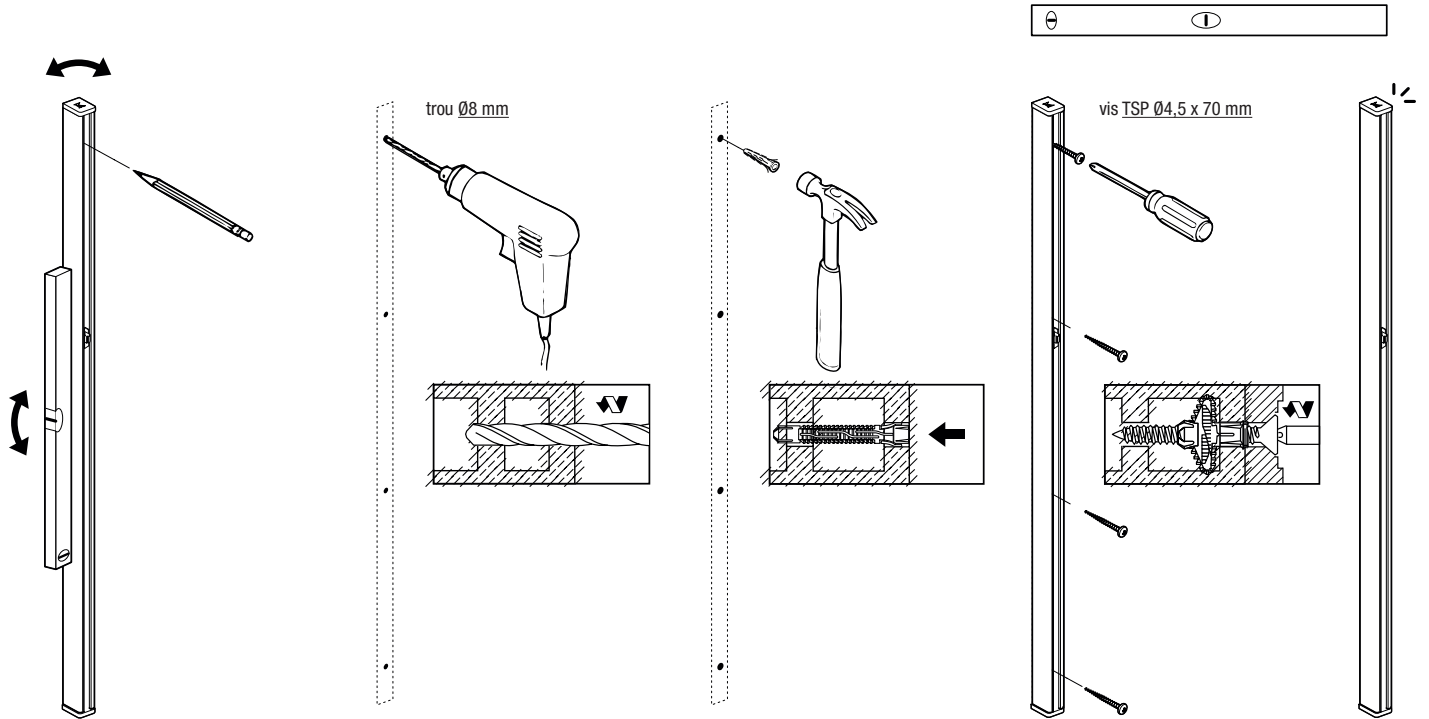
Portée conseillée pour les étagères de 45 cm de profondeur **30 kg** (avec entre axe de 90 cm), **40 kg** (avec entre axe de 75 cm).

Pour les éléments en saillie il est important de ne pas dépasser 45 cm. Portée conseillée pour la saillie **25 kg**.

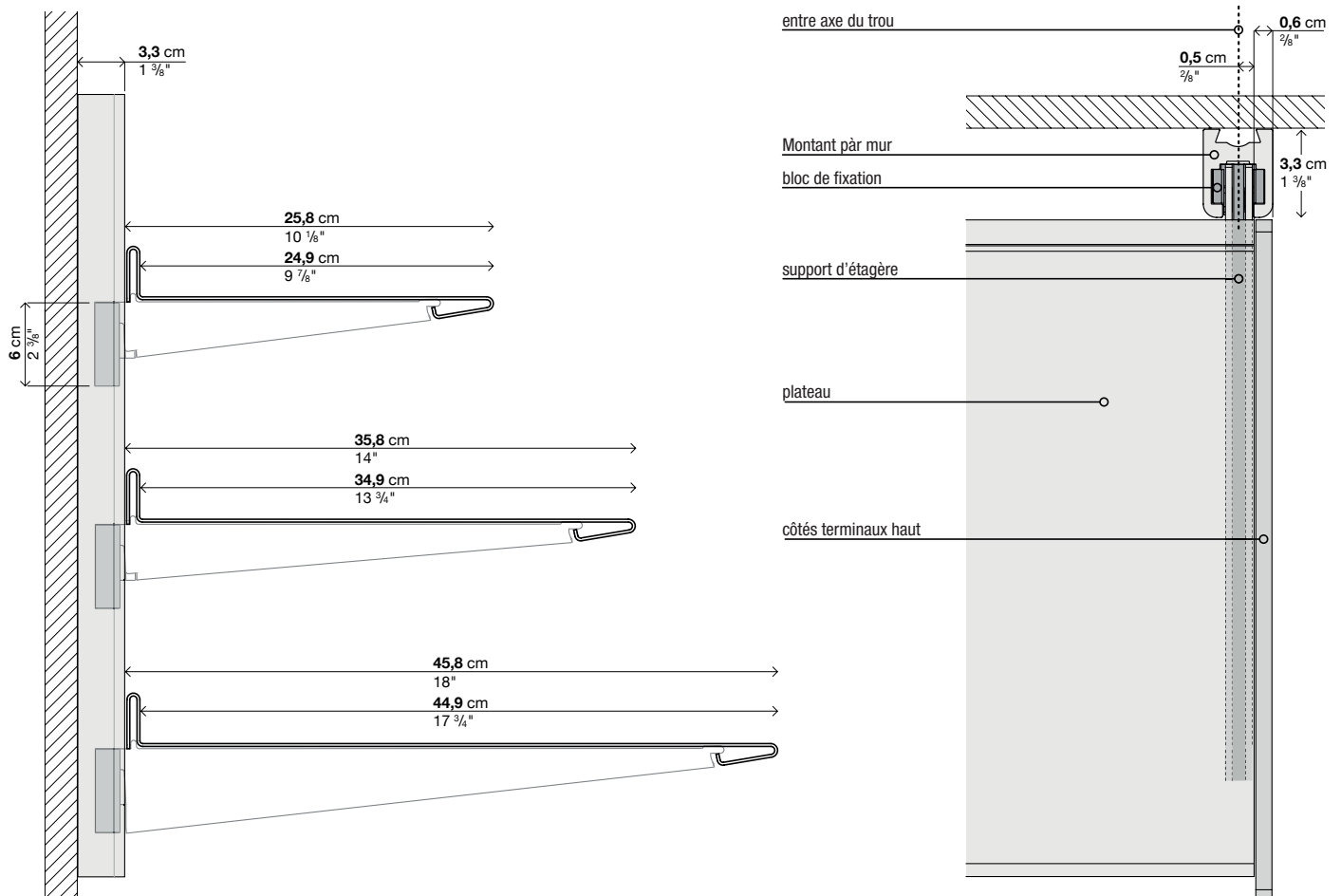
(*) Il n'est pas possible de mettre des étagères horizontalement à côté de la partie supérieure ou inférieure d'un tiroir suspendu. Voir croquis.

DOT SHELVING SYSTEM

Fixation des montants muraux

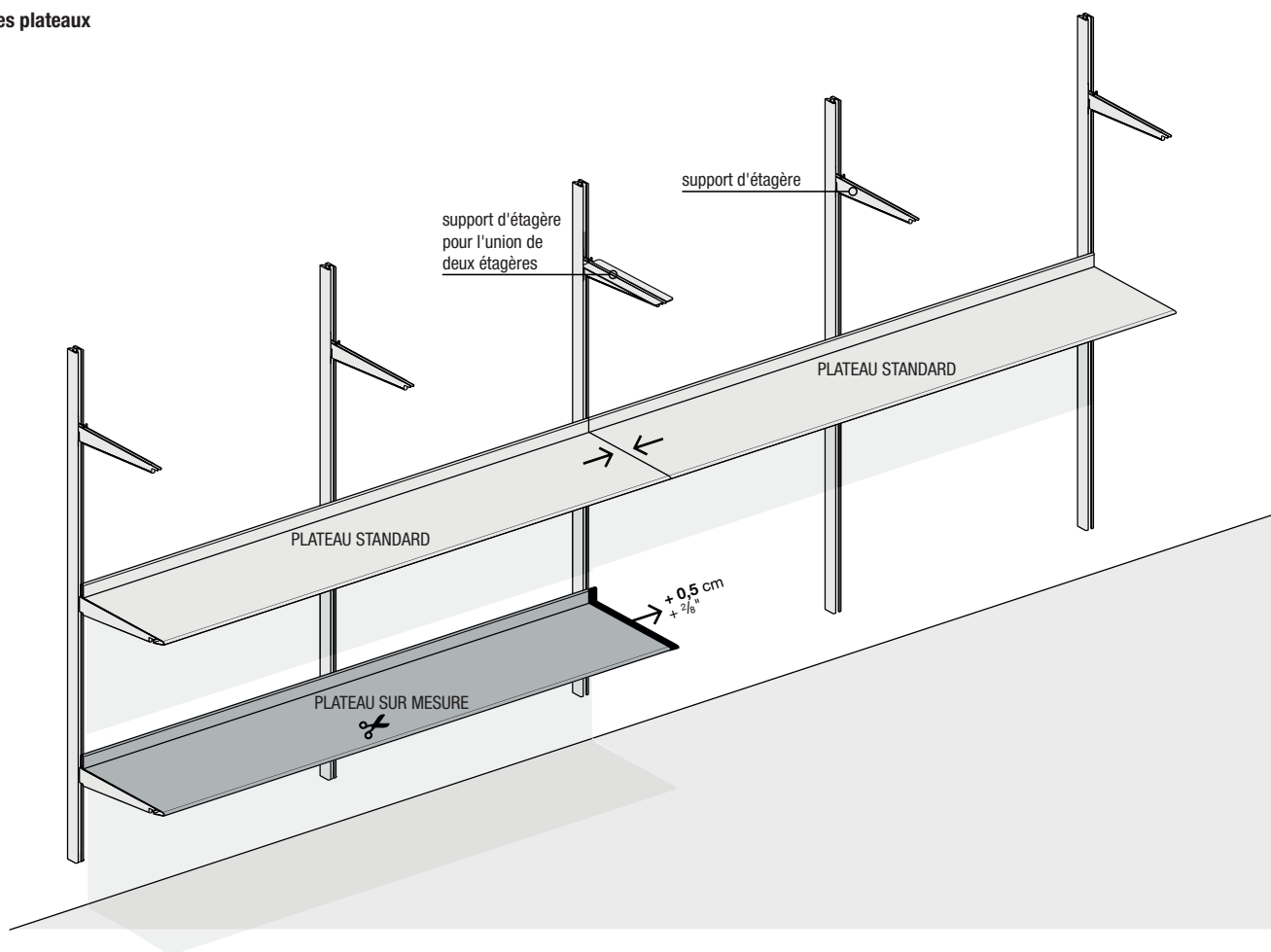


Dimensions réelles



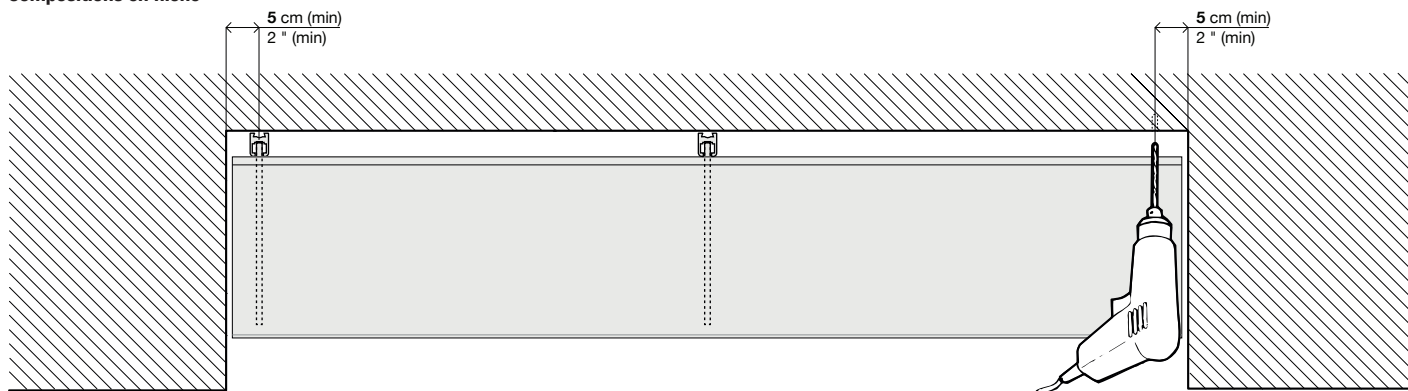
DOT SHELVING SYSTEM

Jonction des plateaux



Si la composition présente à une hauteur des plateaux standard joints et à une autre hauteur des plateaux indépendants, il faut impérativement que ces derniers soient recoupés sur mesure (+ 5 mm) pour que l'alignement résulte parfait.

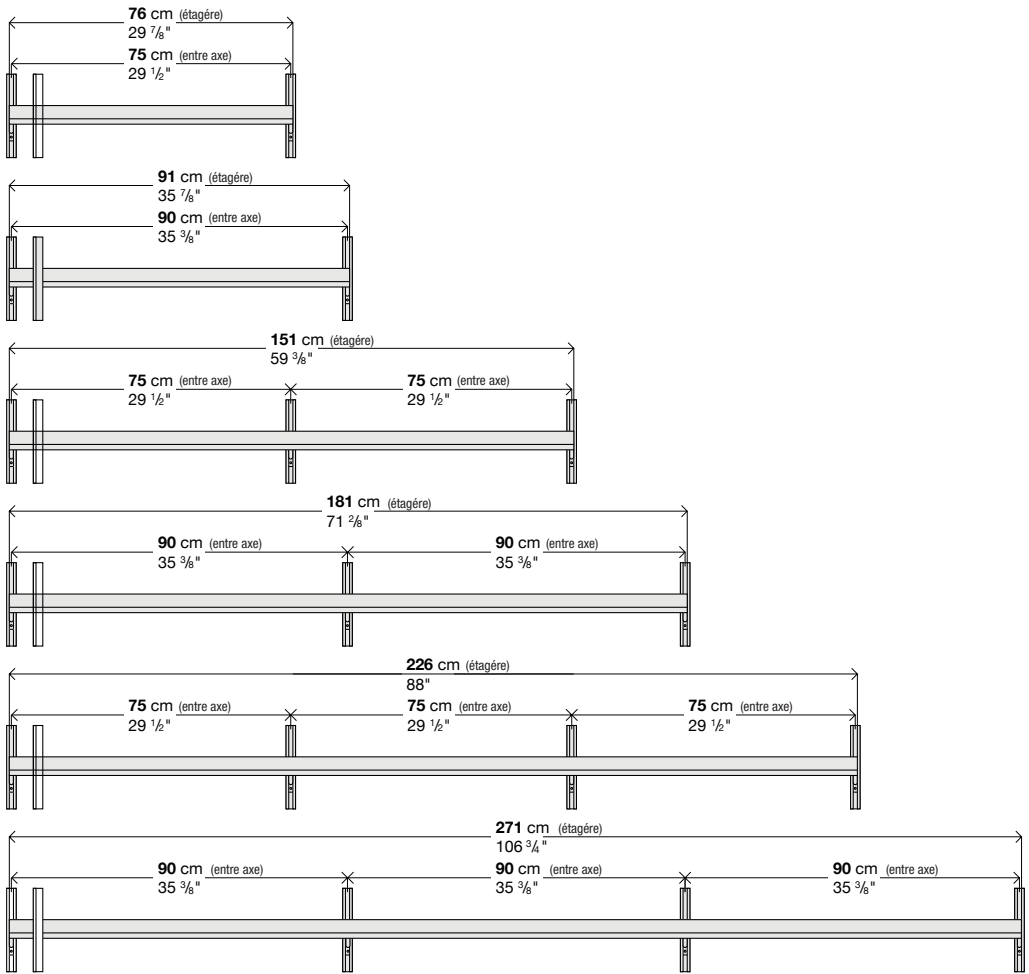
Compositions en niche



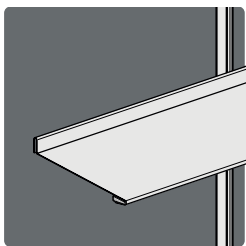
Si la composition est logée dans une niche, il est recommandé de prévoir une distance d'au moins 5 cm entre la paroi et le premier entraxe du montant. Cet espace est en effet nécessaire pour pouvoir utiliser les outils de travail.

DOT SHELVING SYSTEM

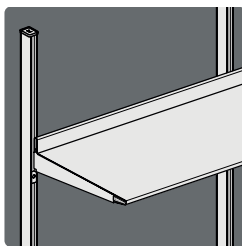
Entre axe



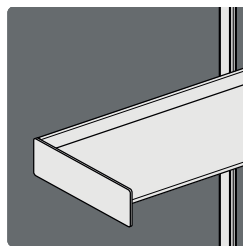
Bibliothèque avec fixation au mur




ETAGÈRE DÉPASSANT LA LIMITE DU MONTANT




ETAGÈRE À FIL DU MONTANT



ETAGÈRE PLUS LOUNGE DU MONTANT ET AVEC BLOC TERMINAL

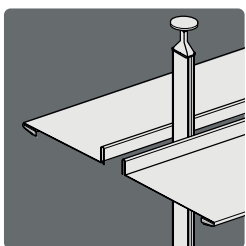


ETAGÈRE À FIL DU MONTANT AVEC BLOC TERMINAL

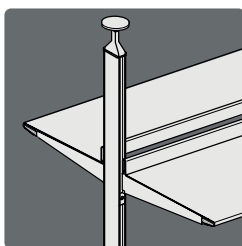


ETAGÈRE À FIL DU MONTANT AVEC BLOC TERMINAL HAUTE

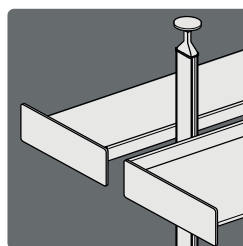
Bibliothèque avec fixation au plafond à l'aide de poussoirs réglables



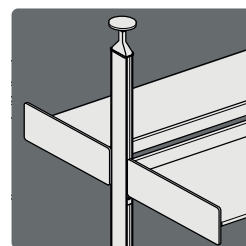
ETAGÈRE DÉPASSANT LA LIMITE DU MONTANT



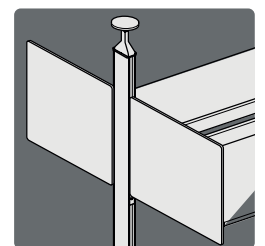
ETAGÈRE À FIL DU MONTANT



ETAGÈRE PLUS LOUNGE DU MONTANT ET AVEC BLOC TERMINAL



ETAGÈRE À FIL DU MONTANT AVEC BLOC TERMINAL



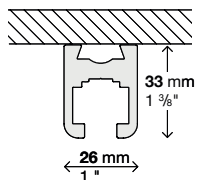
ETAGÈRE À FIL DU MONTANT AVEC BLOC TERMINAL HAUTE

DOT SHELVING SYSTEM

Éléments

Montant pour mur en aluminium anodisé ou laqué.

H 60 100 140 180 220 260 cm + $\frac{1}{8}$ "
H 23 5/8" 39 3/8" 55" 70 7/8" 86 5/8" 102 3/8" + $\frac{1}{8}$ "



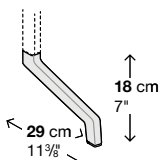
Hauteur maximum des montants sur mesure: 3 m.

Code	Hauteur	Finitions		colis	m ³	Kg
		Aluminium anodisé	Laqué			
55MOP01	60 cm			-	-	0,6
55MOP02	100 cm			-	-	1,1
55MOP03	140 cm			-	-	1,6
55MOP04	180 cm			-	-	2
55MOP05	220 cm			-	-	2,5
55MOP06	260 cm			-	-	2,9

Optionals

Coupé à mesure				-	-	-
----------------	--	--	--	---	---	---

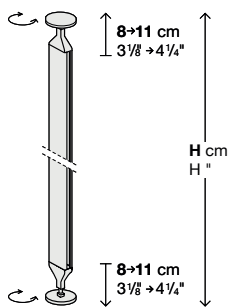
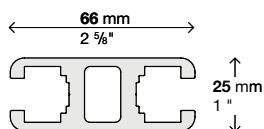
Support pour bibliothèque en appui en alliage d'aluminium laqué.



Code	Hauteur	Finitions		colis	m ³	Kg
		Aluminium anodisé	Laqué			
55SOS01	18 cm			-	-	1

Montant pour plafond avec poussoirs réglables en aluminium anodisé ou laqué.

H 236/242 276/282 316/322 cm + $\frac{1}{8}$ "
H 92 7/8" / 95 1/4" 108 3/4" / 111" 124 3/8" / 126 3/4" + $\frac{1}{8}$ "



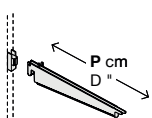
Code	Hauteur	Finitions		colis	m ³	Kg
		Aluminium anodisé	Laqué			
55MOP01	60 cm			-	-	6
55MOP02	100 cm			-	-	6,7
55MOP03	140 cm			-	-	7,5

Optionals

Coupé à mesure				-	-	-
----------------	--	--	--	---	---	---

Support d'étagère en acier laqué avec bloc de fixation.

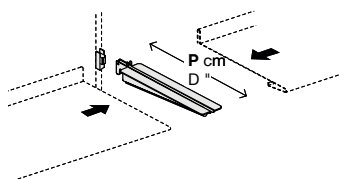
P 25 35 45 cm
D 9 7/8" 13 3/4" 17 3/4"



Code	Profondeur	Finitions		colis	m ³	Kg
		Aluminium anodisé	Laqué			
55REG01	25 cm			-	-	0,4
55REG02	35 cm			-	-	0,5
55REG03	45 cm			-	-	0,7

Support d'étagère en acier laqué avec bloc de fixation pour l'union de deux étagères.

P 25 35 45 cm
D 9 7/8" 13 3/4" 17 3/4"



Code	Profondeur	Finitions		colis	m ³	Kg
		Aluminium anodisé	Laqué			
55REG11	25 cm			-	-	0,5
55REG12	35 cm			-	-	0,6
55REG13	45 cm			-	-	0,8


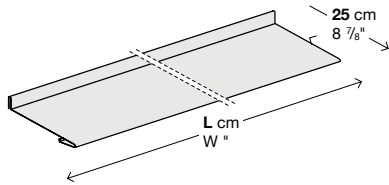
Chaque poids indiqué correspond à une pièce individuelle, hors emballage, étant donné que la quantité totale des produits varie en fonction de chaque composition.

DOT SHELVING SYSTEM

Éléments

Étagère en acier laqué de 25 cm de profondeur.

L 76 91 151 181 226 271 cm + +
W 29 7/8" 35 7/8" 59 3/8" 71 2/8" 88 7/8" 106 3/4" + +




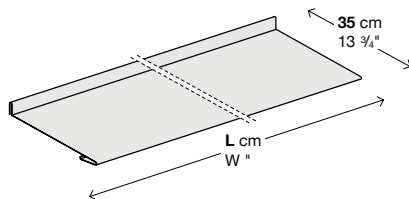
Code	Longueur	Finitions	colis	m ³	Kg
		Laqué			
55PIA201	76 cm		-	-	4,5
55PIA202	91 cm		-	-	5,3
55PIA203	151 cm		-	-	9
55PIA204	181 cm		-	-	10,5
55PIA205	226 cm		-	-	13,5
55PIA206	271 cm		-	-	16

Optionals

Coupé à mesure		-	-	-
Coupe à 45°		-	-	-

Étagère en acier laqué de 35 cm de profondeur.

L 76 91 151 181 226 271 cm + +
W 29 7/8" 35 7/8" 59 3/8" 71 2/8" 88 7/8" 106 3/4" + +




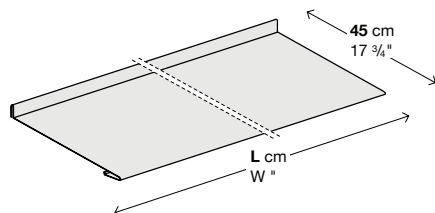
Code	Longueur	Finitions	colis	m ³	Kg
		Laqué			
55PIA301	76 cm		-	-	6
55PIA302	91 cm		-	-	7
55PIA303	151 cm		-	-	11,5
55PIA304	181 cm		-	-	13,5
55PIA305	226 cm		-	-	17
55PIA306	271 cm		-	-	20,5

Optionals

Coupé à mesure		-	-	-
Coupe à 45°		-	-	-

Étagère en acier laqué de 45 cm de profondeur.

L 76 91 151 181 226 271 cm + +
W 29 7/8" 35 7/8" 59 3/8" 71 2/8" 88 7/8" 106 3/4" + +



Code	Longueur	Finitions	colis	m ³	Kg
		Laqué			
55PIA401	76 cm		-	-	6
55PIA402	91 cm		-	-	7
55PIA403	151 cm		-	-	11,5
55PIA404	181 cm		-	-	13,5
55PIA405	226 cm		-	-	17
55PIA406	271 cm		-	-	20,5

Optionals

Coupé à mesure		-	-	-
Coupe à 45°		-	-	-

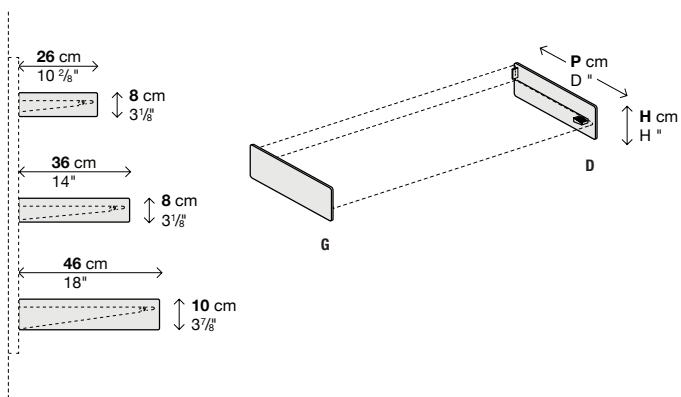
Chaque poids indiqué correspond à une pièce individuelle, hors emballage, étant donné que la quantité totale des produits varie en fonction de chaque composition.

DOT SHELVING SYSTEM

Éléments

Côté visible d/g en aluminium laqué.

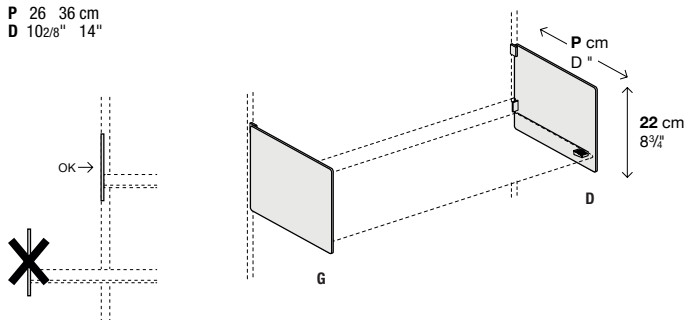
P 26 36 46 cm
D 10 2/8" 14" 18"



Code	Dimensions	Finitions	colis	m ³	Kg
		Laqué			
55FIA01D	D 26 x 8 cm		-	-	0,3
55FIA01S	G 26 x 8 cm		-	-	0,3
55FIA02D	D 36 x 8 cm		-	-	0,4
55FIA02S	G 36 x 8 cm		-	-	0,4
55FIA03D	D 46 x 10 cm		-	-	0,5
55FIA03S	G 46 x 10 cm		-	-	0,5

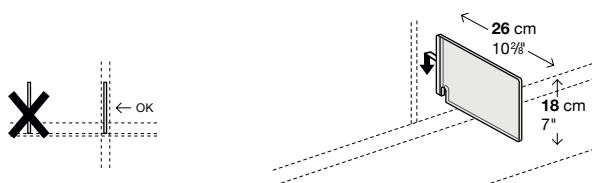
Plaques terminales haut droite et gauche en aluminium laqué. Il a la fonction de soutenir les livres et est uniquement utilisé sur les compositions avec plans à fleur de montant.

P 26 36 cm
D 10 2/8" 14"



Code	Profondeur	Finitions	colis	m ³	Kg
		Laqué			
55FIA11D	D 26		-	-	1
55FIA11S	G 26		-	-	1
55FIA12D	D 36		-	-	1
55FIA12S	G 36		-	-	1

Serre-livres haut en méthacrylate satiné.



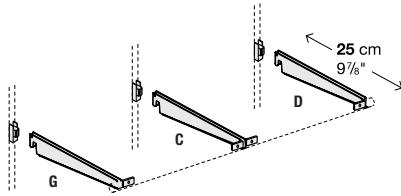
Code	Profondeur	Finitions	colis	m ³	Kg
		Méthacrylate satiné			
55REL11	26		-	-	0,5

Chaque poids indiqué correspond à une pièce individuelle, hors emballage, étant donné que la quantité totale des produits varie en fonction de chaque composition.

DOT SHELVING SYSTEM

Éléments

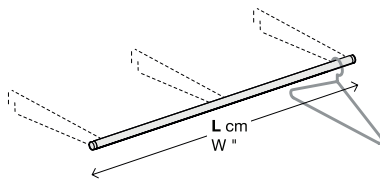
Support de tringle droit/central/
gauche en acier laqué muni de
bloc de fixation.



Code	Finitions		colis	m ³	Kg
	Laqué				
55RAP01D D	-	-	-	-	0,3
55RAP01C C	-	-	-	-	0,3
55RAP01S G	-	-	-	-	0,3

Tringle en aluminium anodisé
ou laqué.

L 76 912 151 181 226 271 cm + ✂
W 29 7/8" 35 7/8" 59 3/8" 71 2/8" 88 7/8" 106 3/4" + ✂

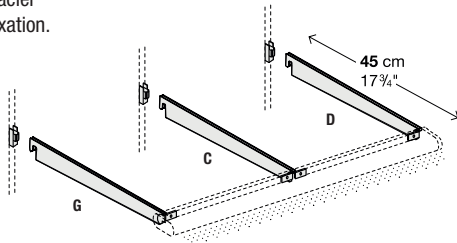


Code	Longueur	Finitions		colis	m ³	Kg
		Aluminium anodisé	Laqué			
55TUB01	76 cm	-	-	-	-	0,6
55TUB02	91 cm	-	-	-	-	0,7
55TUB03	151 cm	-	-	-	-	1,2
55TUB04	181 cm	-	-	-	-	1,4
55TUB05	226 cm	-	-	-	-	1,7
55TUB06	271 cm	-	-	-	-	1,9

Optionals

Coupé à mesure	-	-	-	-	-	-
----------------	---	---	---	---	---	---

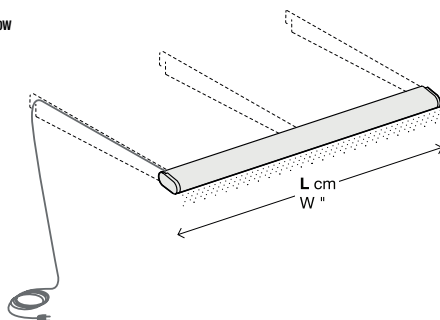
Support de barre lumineuse
droit/central/gauche en acier
laqué muni de bloc de fixation.



Code	Finitions		colis	m ³	Kg
	Laqué				
55RAP03D D	-	-	-	-	0,3
55RAP03C C	-	-	-	-	0,3
55RAP03S G	-	-	-	-	0,3

Barre lumineuse led en aluminium anodisé ou laqué.
Spécifier dans la commande sortie D ou G du câble
d'alimentation.

L 76 912 151 181 226 271 cm + ✂
W 29 7/8" 35 7/8" 59 3/8" 71 2/8" 88 7/8" 106 3/4" + ✂



Code	Longueur	Finitions		colis	m ³	Kg
		Aluminium anodisé	Laqué			
55BAR01	76 cm	-	-	-	-	1
55BAR02	91 cm	-	-	-	-	1,3
55BAR03	151 cm	-	-	-	-	2
55BAR04	181 cm	-	-	-	-	2,3
55BAR05	226 cm	-	-	-	-	2,5
55BAR06	271 cm	-	-	-	-	3,2

Optionals

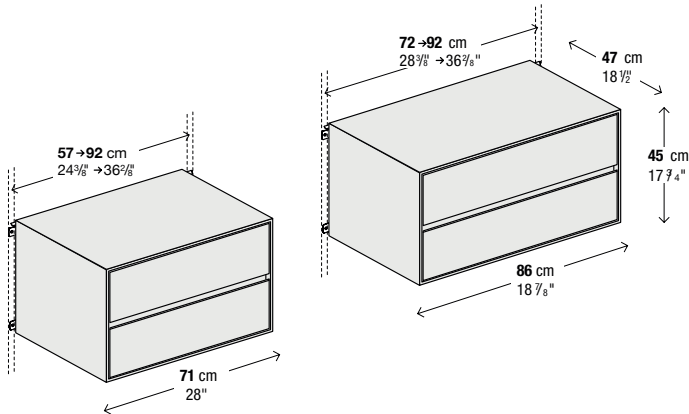
Coupé à mesure	-	-	-	-	-	-
----------------	---	---	---	---	---	---

Chaque poids indiqué correspond à une pièce individuelle, hors emballage, étant donné que la quantité totale des produits varie en fonction de chaque composition.

DOT SHELVING SYSTEM

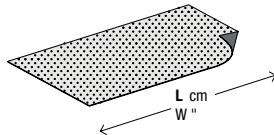
Éléments

Tiroirs de rangement suspendus en acier laqué avec deux tiroirs à extraction totale et retour automatique.



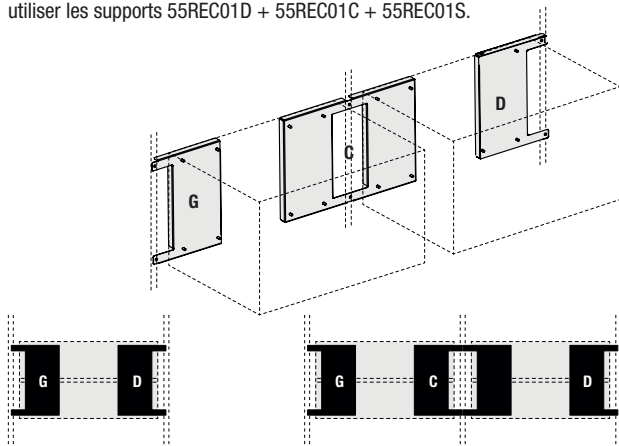
Code	Longueur	Finitions	
		colis	m ³ Kg
		Laqué	
55CAS01	71 cm	-	37
55CAS02	86 cm	-	44

Petit tapis antiglisse pour intérieur des tiroirs.



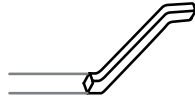
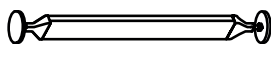



Code	Longueur	Finitions	
		colis	m ³ Kg
		Caoutchouc antiglisse	
20TAP01	71	-	1
20TAP02	86	-	1,2

Supports réglables pour élément de rangement suspendu.
En cas d'éléments de rangement installés côte à côte, utiliser les supports 55REC01D + 55REC01C + 55REC01S.



Code	Finitions	
	colis	m ³ Kg
	Laqué	
55REC01D D	-	3,6
55REC01C C	-	5,6
55REC01S G	-	3,6

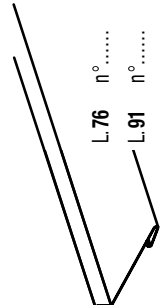
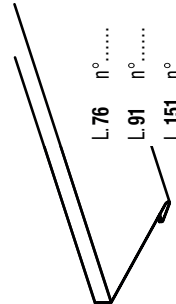
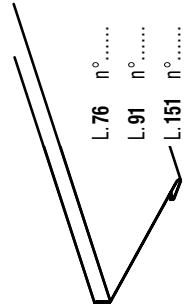
Chaque poids indiqué correspond à une pièce individuelle, hors emballage, étant donné que la quantité totale des produits varie en fonction de chaque composition.

Montant pour mur	Support	Montant pour plafond	Support d'étagère	Côtés terminaux D/G
H. 60 n°..... H. 100 n°..... H. 140 n°..... H. 180 n°..... H. 220 n°..... H. 260 n°..... ✂ n°..... CM	 n°.....	 H. 236/242 n°..... H. 276/282 n°..... H. 316/322 n°..... ✂ n°..... CM	 P. 25 n°..... P. 35 n°..... P. 45 n°..... Support d'étagère double ** P. 25 n°..... P. 35 n°..... P. 45 n°.....	 P. 26 D n°..... G n°..... P. 36 D n°..... G n°..... P. 46 D n°..... G n°..... Côtés terminaux haut D/G  P. 26 D n°..... G n°..... P. 36 D n°..... G n°.....

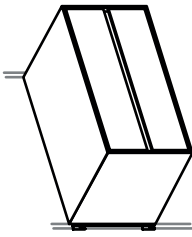
Serre-livres en méthacrylate



H. 18 n°.....

Étagère de 25 cm de prof.	Étagère de 35 cm de prof.	Étagère de 45 cm de prof.
 L. 76 n°..... L. 91 n°..... L. 151 n°..... L. 181 n°..... L. 226 n°..... L. 271 n°..... ✂ n°..... CM	 L. 76 n°..... L. 91 n°..... L. 151 n°..... L. 181 n°..... L. 226 n°..... L. 271 n°..... ✂ n°..... CM	 L. 76 n°..... L. 91 n°..... L. 151 n°..... L. 181 n°..... L. 226 n°..... L. 271 n°..... ✂ n°..... CM


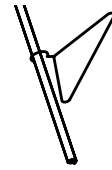

Tiroirs suspendus




L. 71 n°.....
L. 86 n°.....

Petit tapis antiglisse

L. 71 n°.....
L. 86 n°.....

Support de tringle D/C/G	Tringle	Barre lumineuse
 P. 25 D n°..... C n°..... G n°.....	 L. 76 n°..... L. 91 n°..... L. 151 n°..... L. 181 n°..... L. 226 n°..... L. 271 n°..... ✂ n°..... CM	 L. 76 n°..... L. 91 n°..... L. 151 n°..... L. 181 n°..... L. 226 n°..... L. 271 n°..... ✂ n°..... CM

Support de barre lumineuse D/C/G



P. 45 D n°.....
C n°.....
G n°.....

* Indiquer la mesure de la hauteur du plafond. ** À utiliser pour l'union de deux étagères.

DOT SHELVING SYSTEM

Acabado montante:

Aluminio anodizado
Aluminio barnizado blanco (parecido al RAL 9016)
Aluminio barnizado negro (parecido al RAL 9004)

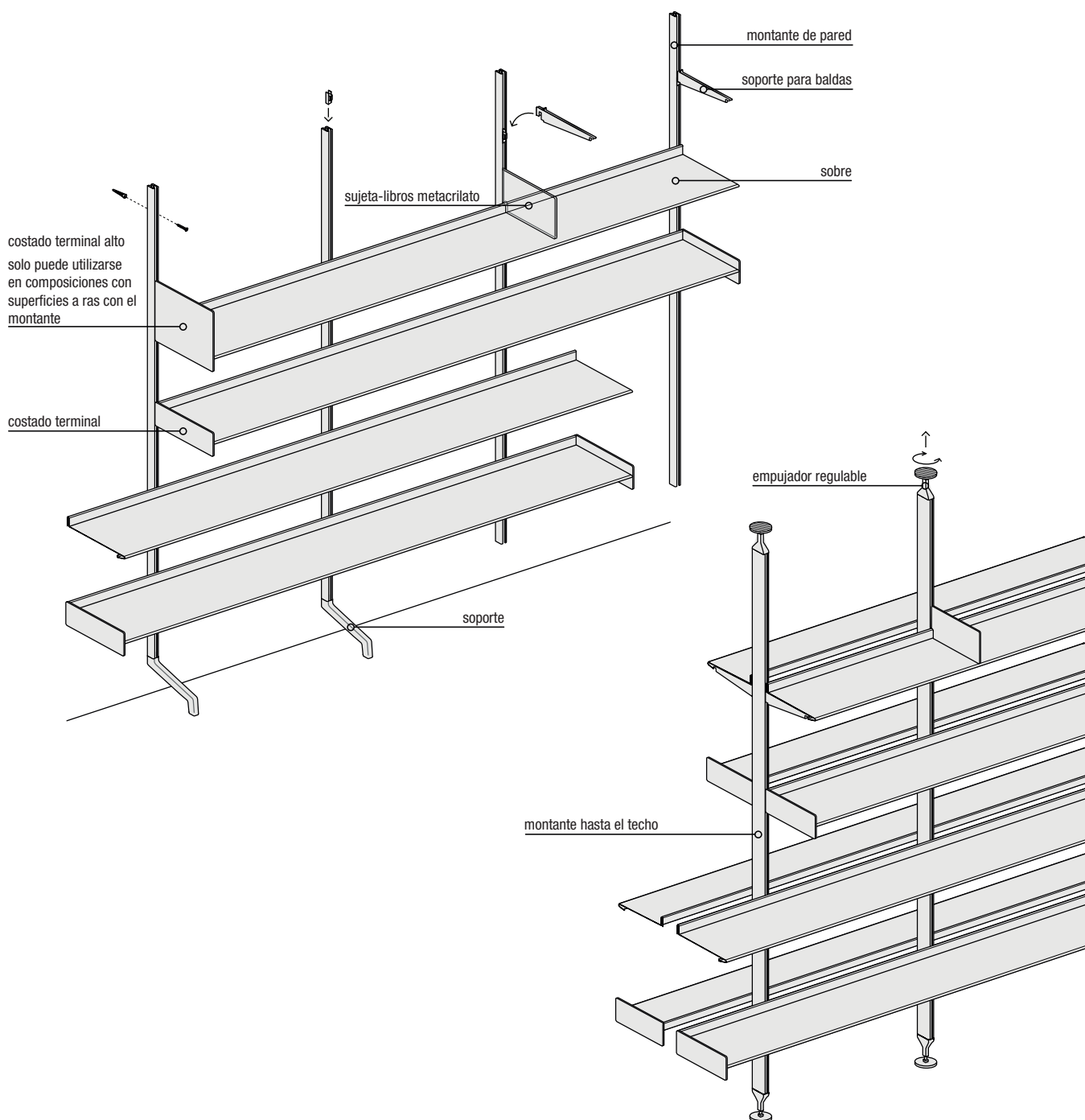
Acabado sobre:

Acero barnizado gris aluminio (parecido al RAL 7042)
Acero barnizado blanco (parecido al RAL 9016)
Acero barnizado negro (parecido al RAL 9004)

Notas:

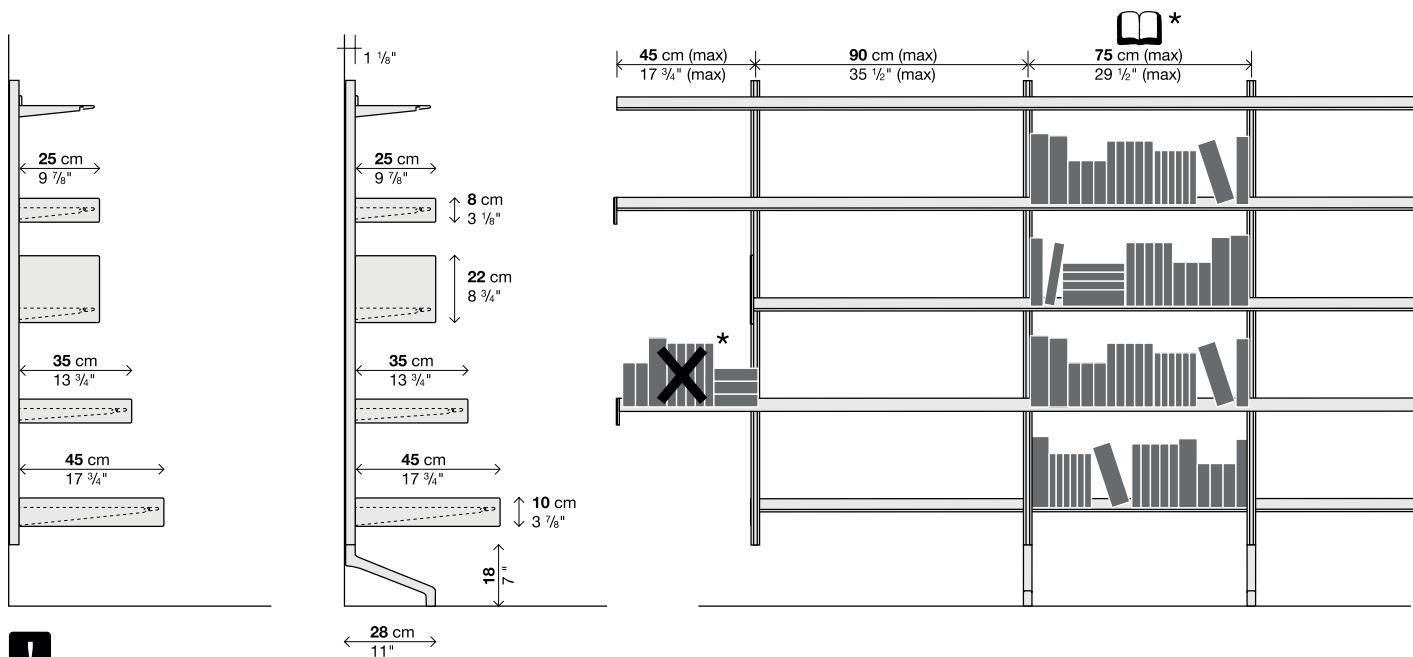
El montaje se debe efectuar de la mejor manera posible, considerandose la manera adecuada el tipo de pared a la que se debe fijar.

Fotocopie el módulo y use la copia como base para el pedido (ver página 350-351).



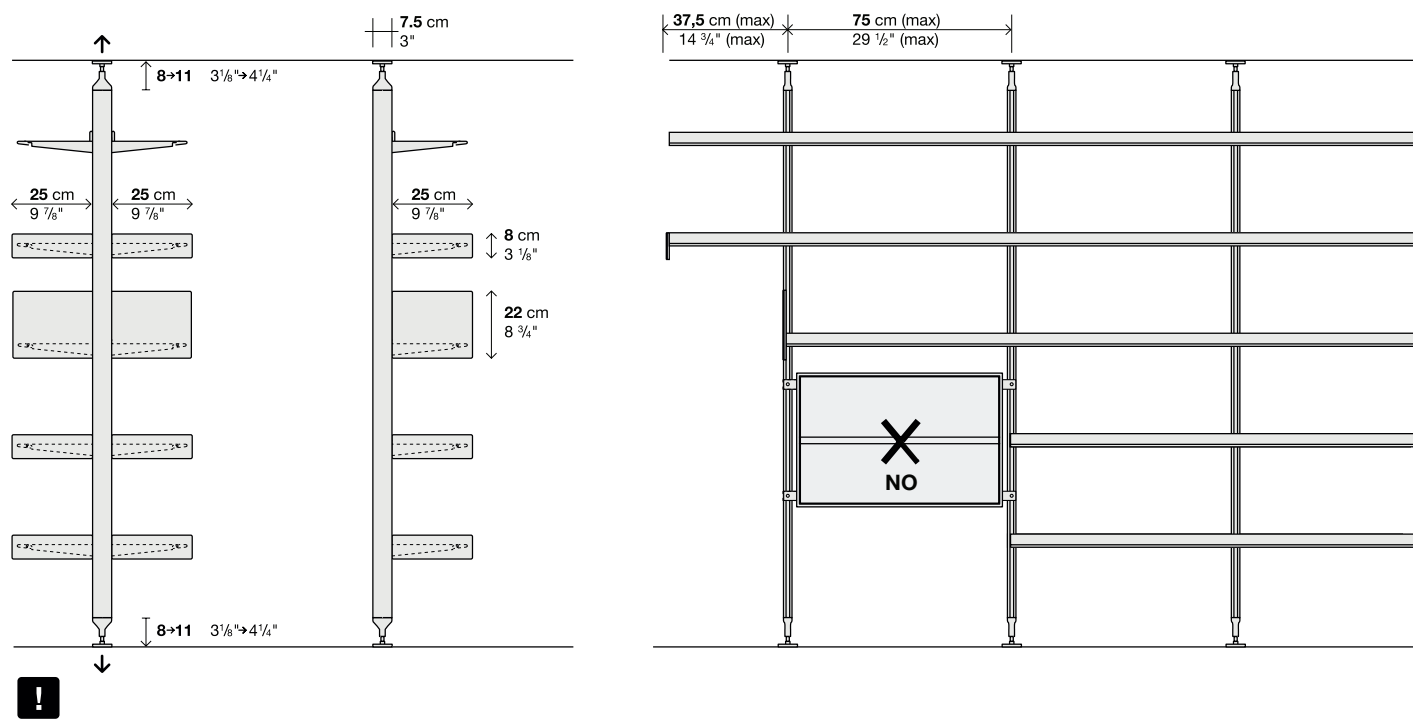
DOT SHELVING SYSTEM

Librería con fijación a pared. Versión suspendida o de apoyo en el suelo.



! El interje máximo entre los montantes no debe superar los 90 cm. Para las composiciones en voladizo es importante que la superficie que sobresale no supere los 45 cm. Capacidad de carga aconsejada en el saliente **Kg 10**. Se pueden realizar cortes a medida modificando la anchura de los estantes y la altura de los montantes. Capacidad de carga aconsejada para los estantes de 25/35 cm de profundidad **Kg 40** (con interje 90 cm) **Kg 60** (con interje 75 cm). Capacidad de carga aconsejada para los estantes de 45 cm de profundidad **Kg 30** (con interje 90 cm) **Kg 40** (con interje 75 cm). (*) Para estantes porta-libros, se recomienda no usar superficies de longitudes distintas. Además, el espacio máximo entre montantes no debe superar los 75 cm.

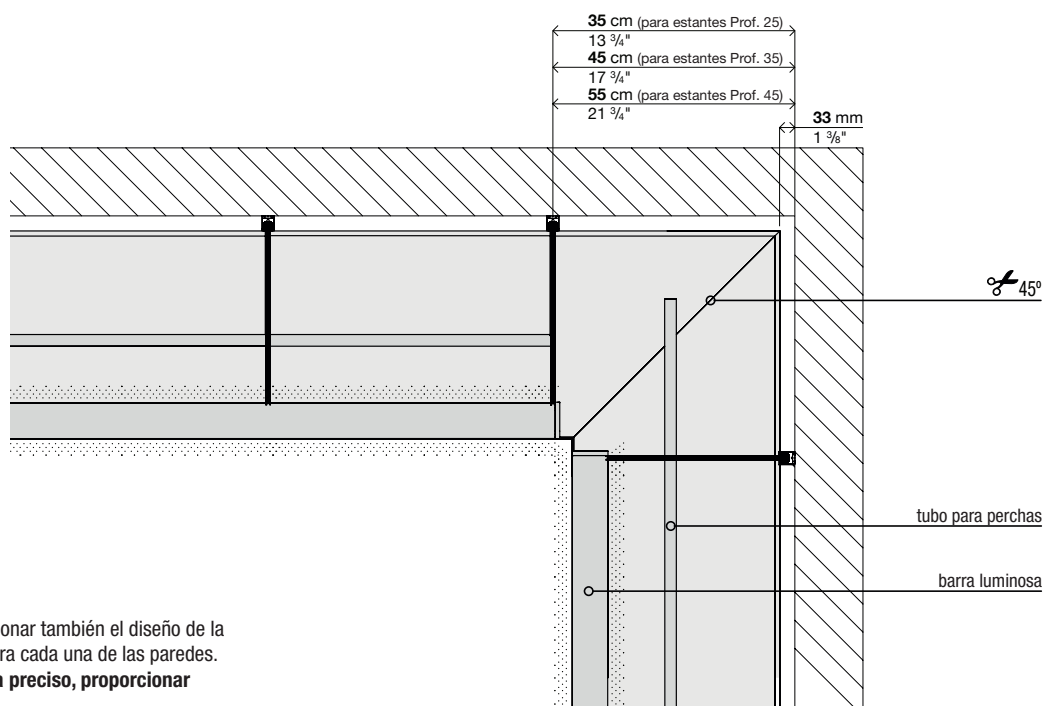
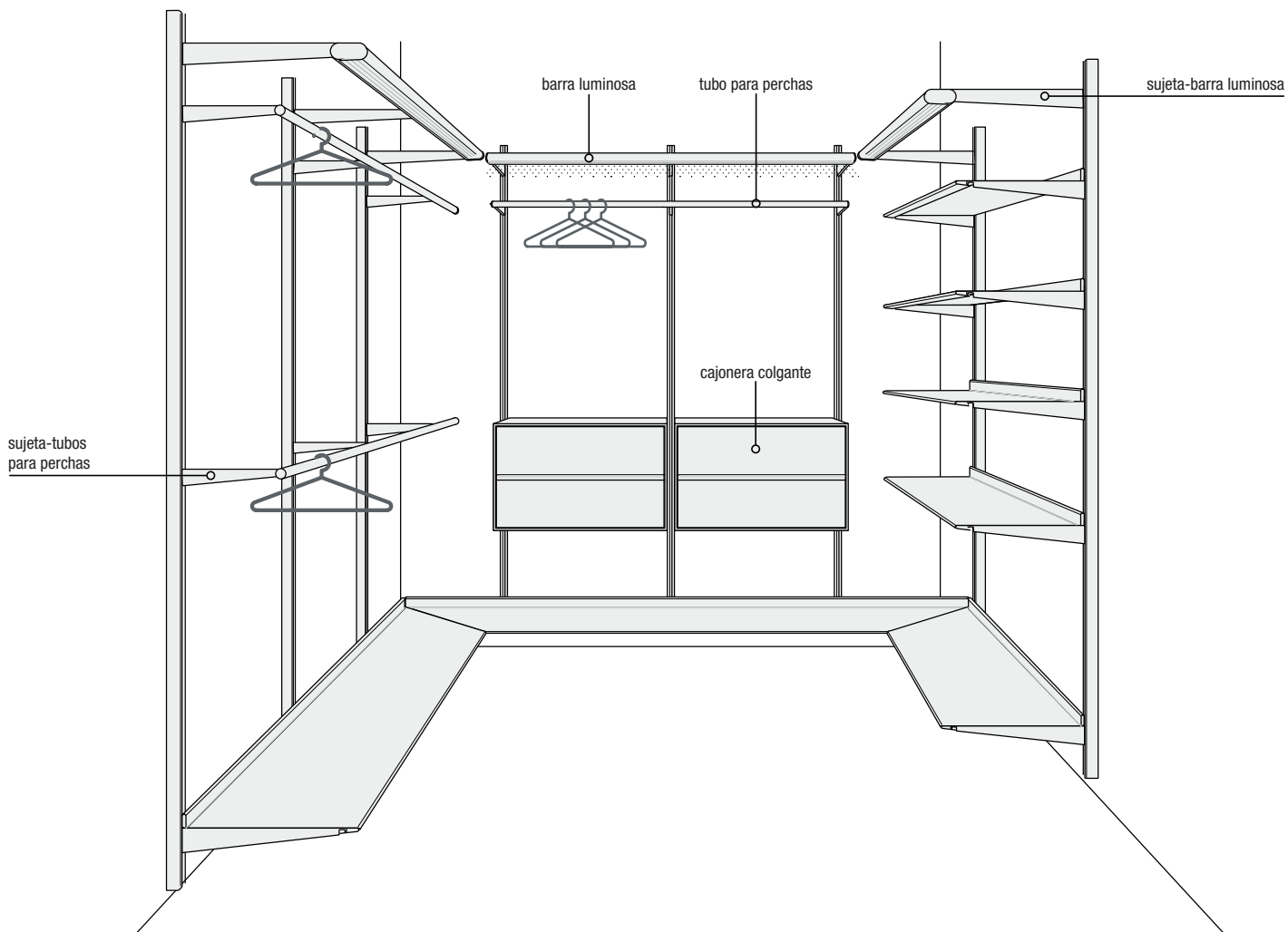
Librería con fijación al techo por medio de empujadores regulables. Versión bifacial o monofacial.



! El interje máximo entre los montantes no debe superar los 75 cm. Para las composiciones en voladizo es importante que la superficie que sobresale no supere los 37,5 cm. Capacidad de carga aconsejada en el saliente **10 kg**. Se pueden realizar cortes a medida modificando la anchura de los estantes y la altura de los montantes. En la librería con fijación al techo es aconsejable utilizar sólo estantes de 25 cm de profundidad. Capacidad de carga aconsejada para los estantes de 25 cm de profundidad **Kg 40** (con interje 75 cm).

DOT SHELVING SYSTEM

Wardrobe



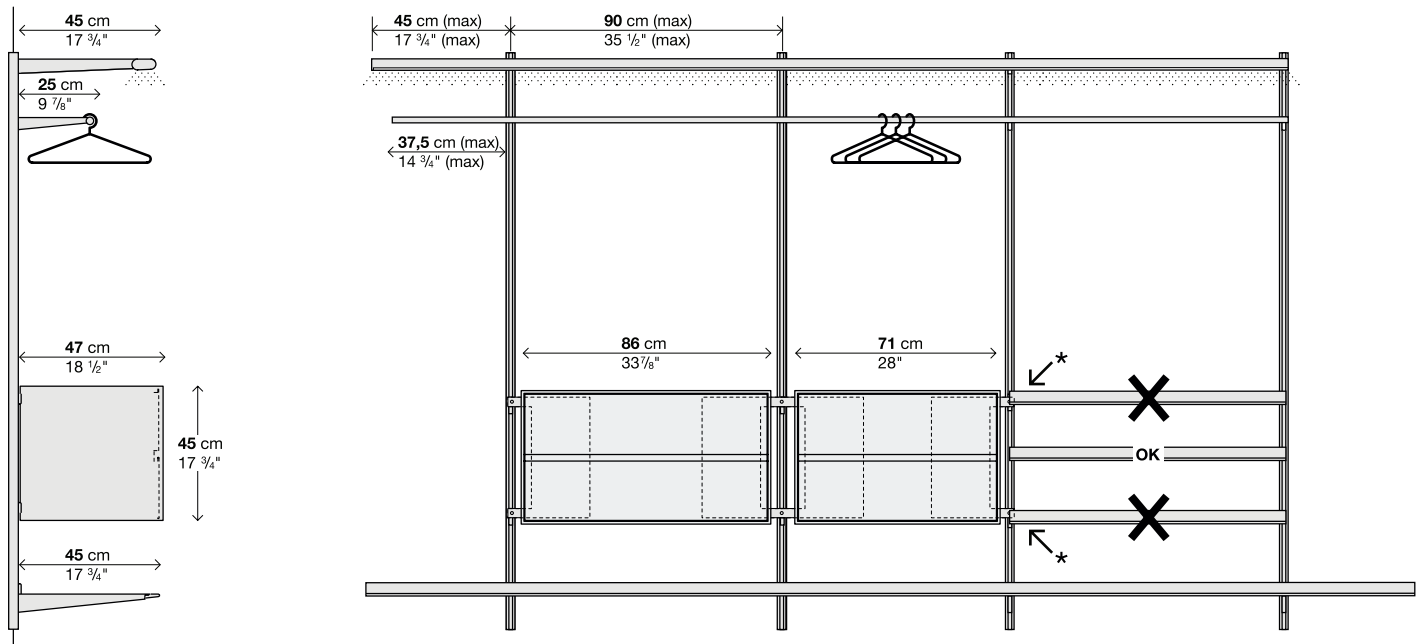
En caso de composiciones en ángulo, proporcionar también el diseño de la composición en planta. Rellenar un módulo para cada una de las paredes.

Para permitirnos realizar un corte a medida preciso, proporcionar siempre un calibre de cartón del ángulo.

DOT SHELVING SYSTEM

Wardrobe

Cabina de armario a pared con cajoneras suspendidas.



El interje máximo entre los montantes no debe superar los 90 cm.

Existe la posibilidad de cortes a medida de los tubos para perchas y de la barra luminosa.

Se pueden realizar cortes a medida modificando la anchura de los estantes y la altura de los montantes.

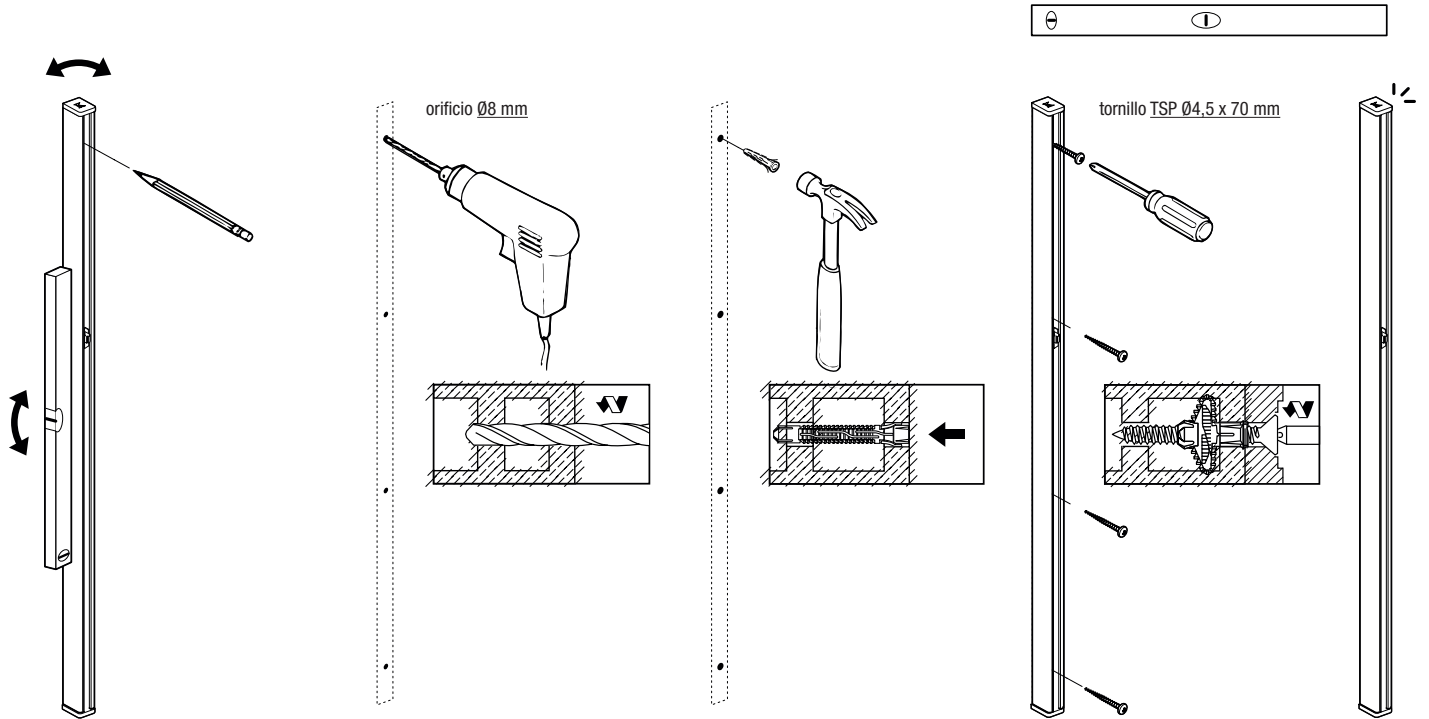
Capacidad de carga aconsejada para los estantes de 45 cm de profundidad **Kg 30** (con interje 90 cm.) **Kg 40** (con interje 75 cm.).

Para elementos de distintas alturas, es importante no superar una diferencia de 45 cm. Peso recomendado en el desnivel: **Kg 25**.

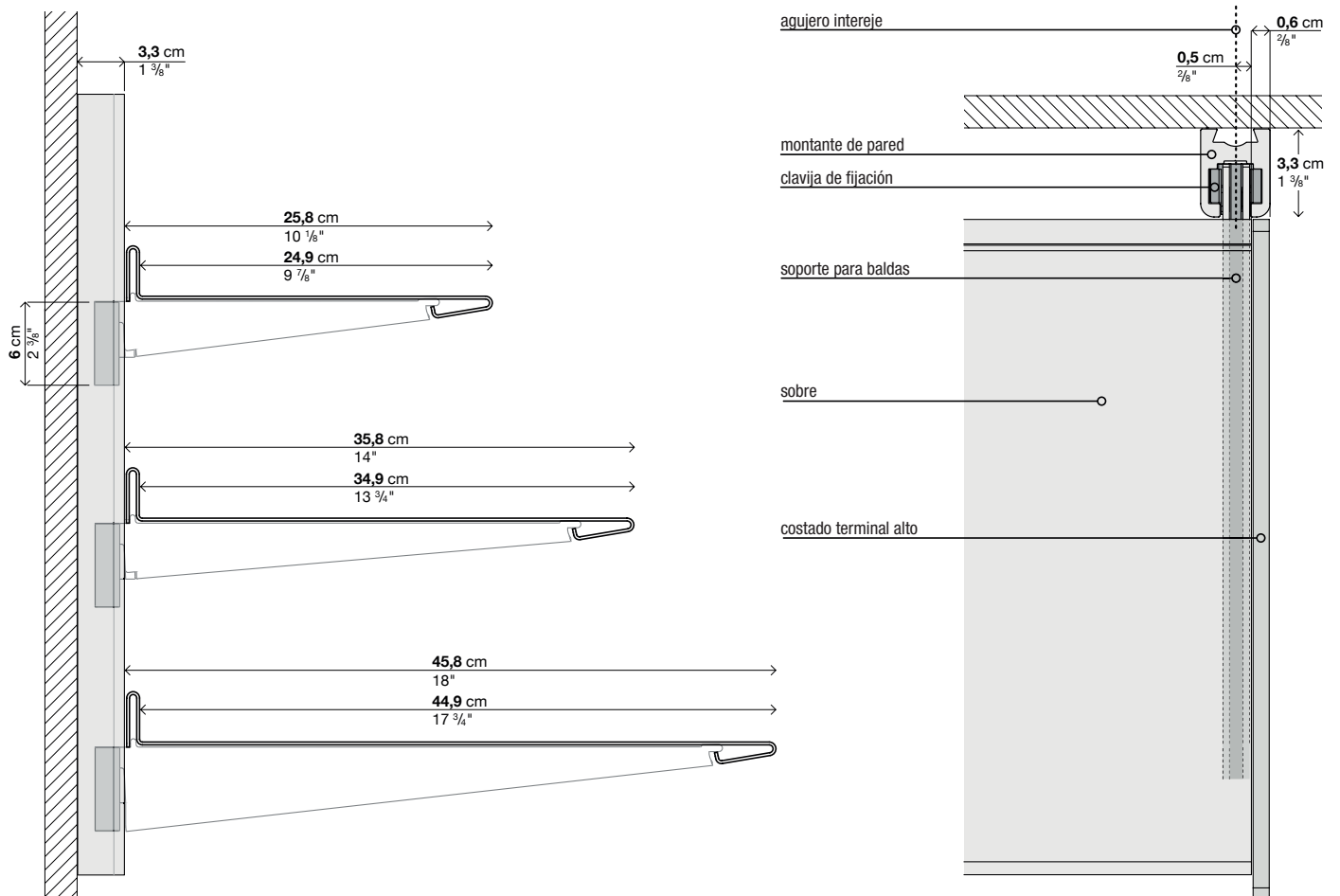
(*) No es posible unir repisas alineándolas con la parte superior o inferior de la cajonera suspendida.

DOT SHELVING SYSTEM

Fijación de los montantes a la pared

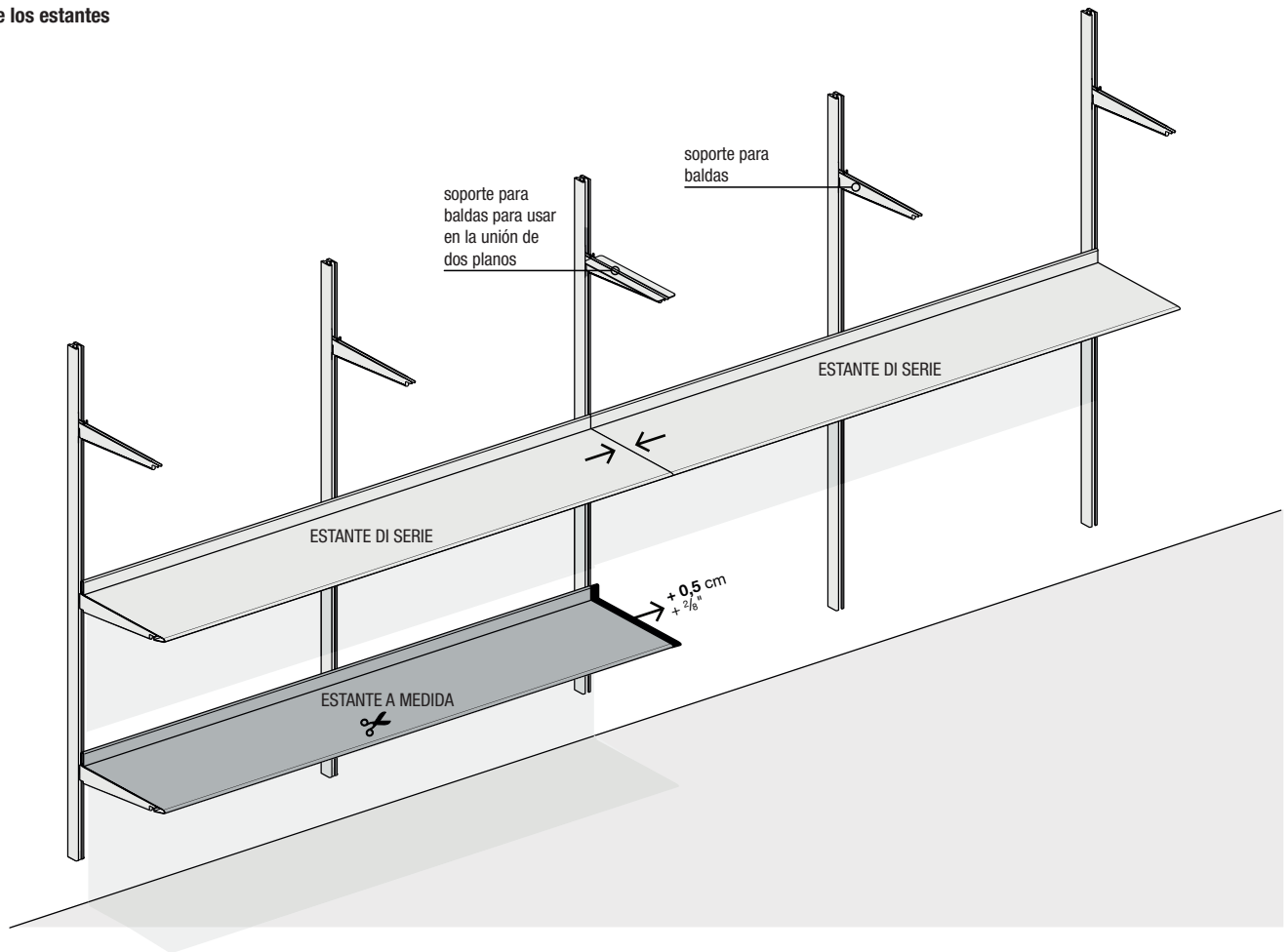


Das reales



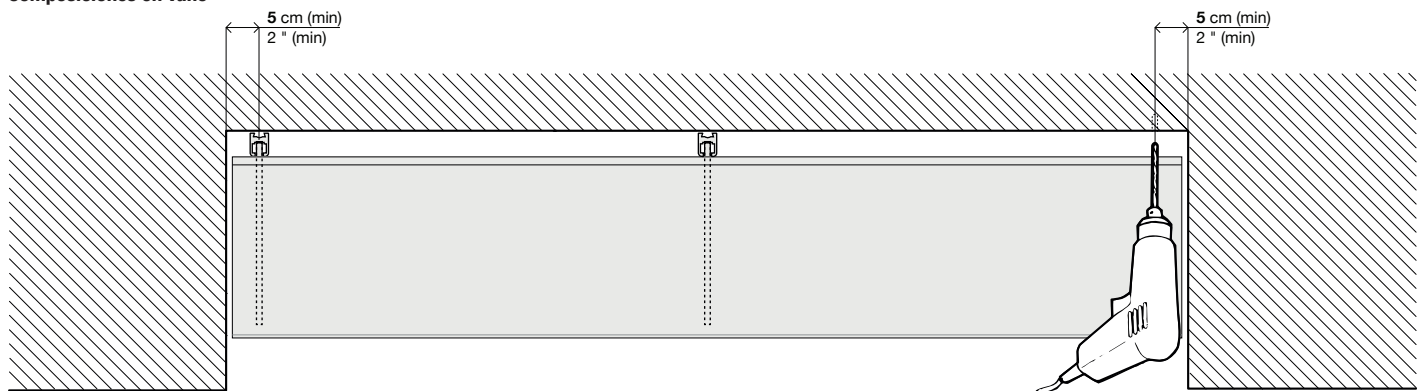
DOT SHELVING SYSTEM

La unión de los estantes



En caso de que en las composiciones haya estantes unidos con medidas de serie en un nivel y estantes individuales en los otros niveles, estos últimos deben realizarse necesariamente con corte a medida (+ 5 mm) para lograr un alineamiento correcto.

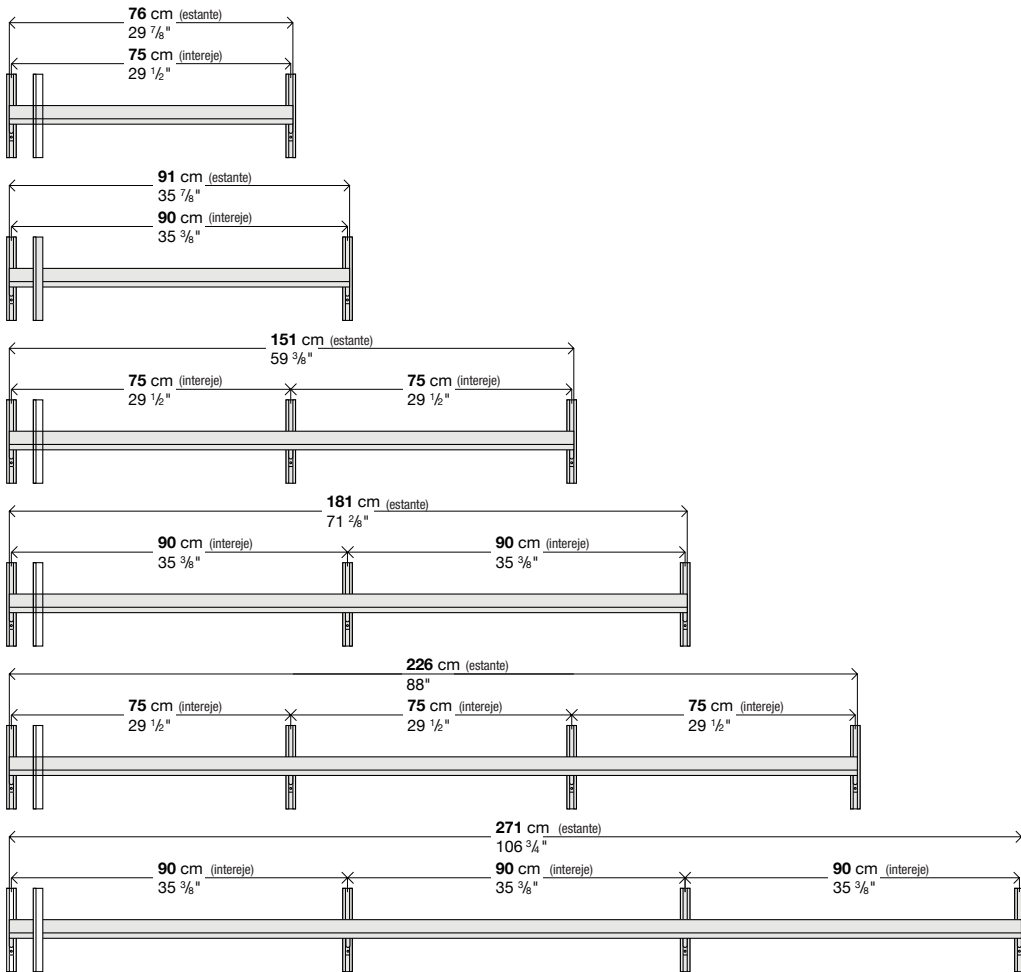
Composiciones en vano



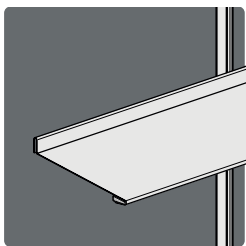
En las composiciones emplazadas en el interior de un vano es aconsejable prever una distancia mínima de 5 cm entre la pared y el centro del montante. Este espacio es necesario para poder utilizar cómodamente el taladro.

DOT SHELVING SYSTEM

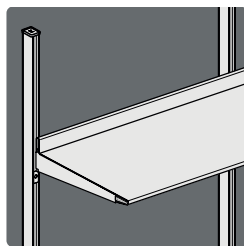
Interejes



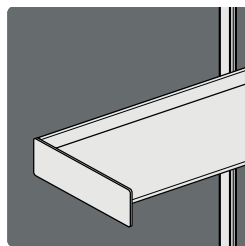
Librería con fijación a pared



REPISAS SOBRESALIENTES
CON RESPECTO AL MONTANTE



REPISAS A RAS CON RESPECTO
AL MONTANTE



SOBRESALIENTES CON COSTADO

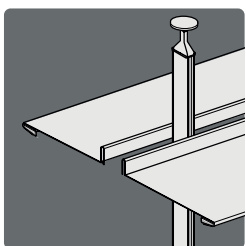


A RAS CON COSTADO

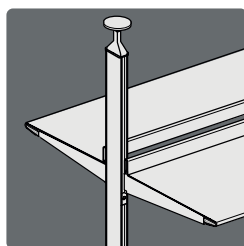


A RAS CON COSTADO ALTO

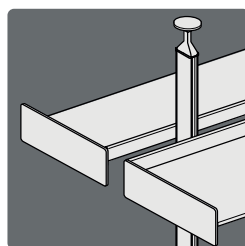
Librería con fijación al techo por medio de empujadores regulables



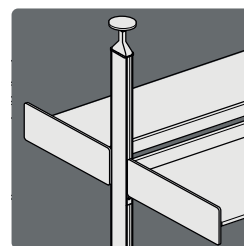
REPISAS SOBRESALIENTES
CON RESPECTO AL MONTANTE



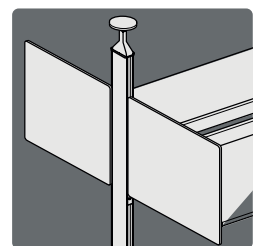
REPISAS A RAS CON RESPECTO
AL MONTANTE



SOBRESALIENTES CON COSTADO



A RAS CON COSTADO



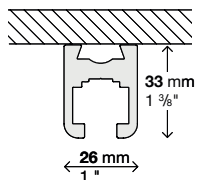
A RAS CON COSTADO ALTO

DOT SHELVING SYSTEM

Elementos

Montante de pared en aluminio anodizado o barnizado.

H 60 100 140 180 220 260 cm + $\frac{1}{8}$ "
H 23 $\frac{5}{8}$ " 39 $\frac{3}{8}$ " 55" 70 $\frac{7}{8}$ " 86 $\frac{5}{8}$ " 102 $\frac{3}{8}$ " + $\frac{1}{8}$ "



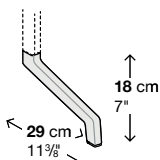
Altura máxima montantes medidas especiales 3 m.

Código	Altura	Acabado		pack	m ³	Kg
		Aluminio anodizado	Barnizado			
55MOP01	60 cm			-	-	0,6
55MOP02	100 cm			-	-	1,1
55MOP03	140 cm			-	-	1,6
55MOP04	180 cm			-	-	2
55MOP05	220 cm			-	-	2,5
55MOP06	260 cm			-	-	2,9

Opcionales

Corte a medida				-	-	-
----------------	--	--	--	---	---	---

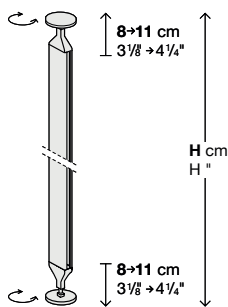
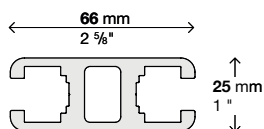
Soporte para librería apoyada en el suelo de aleación de aluminio barnizado.



Código	Altura	Acabado		pack	m ³	Kg
		Aluminio anodizado	Barnizado			
55SOS01	18 cm			-	-	1

Montante de techo con empujadores regulables en aluminio anodizado o barnizado.

H 236/242 276/282 316/322 cm + $\frac{1}{8}$ "
H 92 $\frac{7}{8}$ "/95 $\frac{1}{4}$ " 108 $\frac{3}{4}$ "/111" 124 $\frac{3}{8}$ "/126 $\frac{3}{4}$ " + $\frac{1}{8}$ "



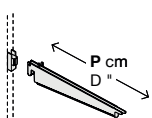
Código	Altura	Acabado		pack	m ³	Kg
		Aluminio anodizado	Barnizado			
55MOP01	60 cm			-	-	6
55MOP02	100 cm			-	-	6,7
55MOP03	140 cm			-	-	7,5

Opcionales

Corte a medida				-	-	-
----------------	--	--	--	---	---	---

Soporte para baldas de acero barnizado con clavija de fijación.

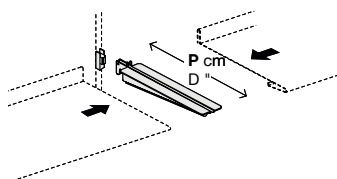
P 25 35 45 cm
D 9 $\frac{7}{8}$ " 13 $\frac{3}{4}$ " 17 $\frac{3}{4}$ "



Código	Profundidad	Acabado		pack	m ³	Kg
		Aluminio anodizado	Barnizado			
55REG01	25 cm			-	-	0,4
55REG02	35 cm			-	-	0,5
55REG03	45 cm			-	-	0,7

Soporte para baldas de acero barnizado con clavija de fijación para usar en la unión de dos planos.

P 25 35 45 cm
D 9 $\frac{7}{8}$ " 13 $\frac{3}{4}$ " 17 $\frac{3}{4}$ "



Código	Profundidad	Acabado		pack	m ³	Kg
		Aluminio anodizado	Barnizado			
55REG11	25 cm			-	-	0,5
55REG12	35 cm			-	-	0,6
55REG13	45 cm			-	-	0,8


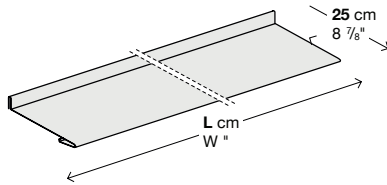
Los pesos indicados se refieren a cada pieza sin incluir el embalaje, dado que la cantidad total de los productos varía en función de la composición.

DOT SHELVING SYSTEM

Elementos

Estante de acero barnizado profundidad 25 cm.

L 76 91 151 181 226 271 cm + +
W 29 7/8" 35 7/8" 59 3/8" 71 2/8" 88 7/8" 106 3/4" + +




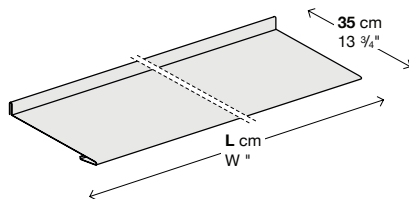
Código	Longitud	Acabado	pack	m ³	Kg
		Barnizado			
55PIA201	76 cm		-	-	4,5
55PIA202	91 cm		-	-	5,3
55PIA203	151 cm		-	-	9
55PIA204	181 cm		-	-	10,5
55PIA205	226 cm		-	-	13,5
55PIA206	271 cm		-	-	16

Opcionales

Corte a medida		-	-	-
Cote a 45°		-	-	-

Estante de acero barnizado profundidad 35 cm.

L 76 91 151 181 226 271 cm + +
W 29 7/8" 35 7/8" 59 3/8" 71 2/8" 88 7/8" 106 3/4" + +




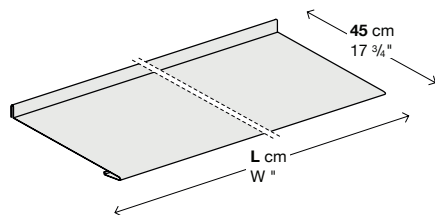
Código	Longitud	Acabado	pack	m ³	Kg
		Barnizado			
55PIA301	76 cm		-	-	6
55PIA302	91 cm		-	-	7
55PIA303	151 cm		-	-	11,5
55PIA304	181 cm		-	-	13,5
55PIA305	226 cm		-	-	17
55PIA306	271 cm		-	-	20,5

Opcionales

Corte a medida		-	-	-
Cote a 45°		-	-	-

Estante de acero barnizado profundidad 45 cm.

L 76 91 151 181 226 271 cm + +
W 29 7/8" 35 7/8" 59 3/8" 71 2/8" 88 7/8" 106 3/4" + +



Código	Longitud	Acabado	pack	m ³	Kg
		Barnizado			
55PIA401	76 cm		-	-	6
55PIA402	91 cm		-	-	7
55PIA403	151 cm		-	-	11,5
55PIA404	181 cm		-	-	13,5
55PIA405	226 cm		-	-	17
55PIA406	271 cm		-	-	20,5

Opcionales

Corte a medida		-	-	-
Cote a 45°		-	-	-

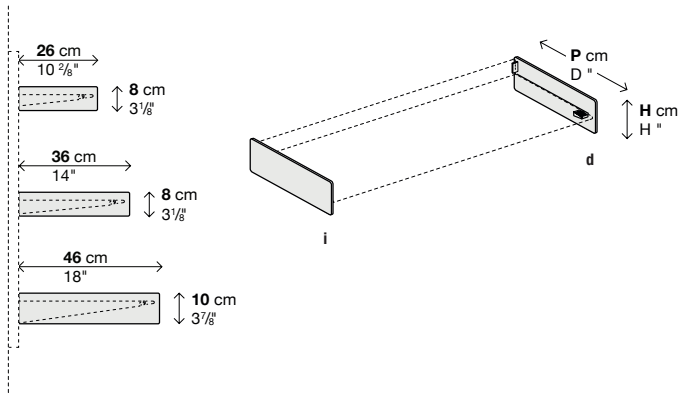
Los pesos indicados se refieren a cada pieza sin incluir el embalaje, dado que la cantidad total de los productos varía en función de la composición.

DOT SHELVING SYSTEM

Elementos

Costado terminal dcha./izda.
de aluminio barnizado.

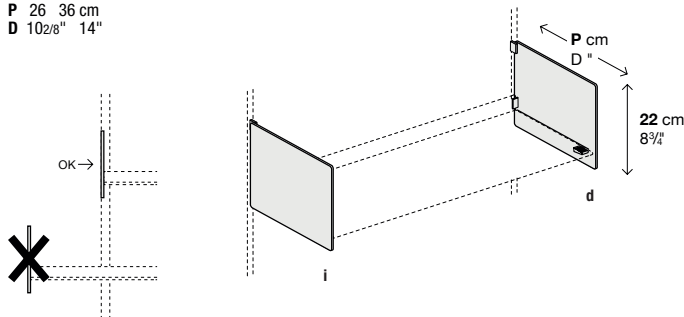
P 26 36 46 cm
D 10 14 18"



Código	Dimensiones	Acabado	pack	m ³	Kg
		Barnizado			
55FIA01D	d 26 x 8 cm		-	-	0,3
55FIA01S	i 26 x 8 cm		-	-	0,3
55FIA02D	d 36 x 8 cm		-	-	0,4
55FIA02S	i 36 x 8 cm		-	-	0,4
55FIA03D	d 46 x 10 cm		-	-	0,5
55FIA03S	i 46 x 10 cm		-	-	0,5

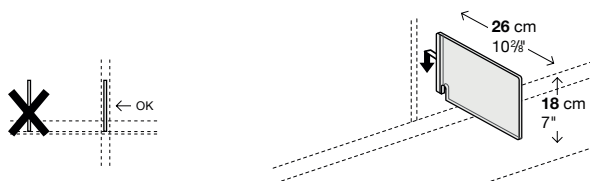
Costado terminal alto dcho/izdo en aluminio barnizado.
Tiene la función de sujeta-libros y se puede usar sólo en
composiciones con superficies a ras con el montante.

P 26 36 cm
D 10 14"



Código	Profundidad	Acabado	pack	m ³	Kg
		Barnizado			
55FIA11D	d 26		-	-	1
55FIA11S	i 26		-	-	1
55FIA12D	d 36		-	-	1
55FIA12S	i 36		-	-	1

Sujeta-libros alto de metacrilato satinado a utilizar
en correspondencia con los montantes.



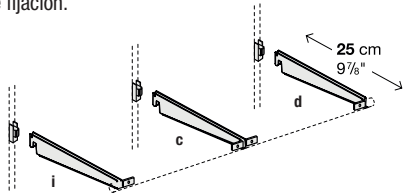
Código	Profundidad	Acabado	pack	m ³	Kg
		Metacrilato satinado			
55REL11	26		-	-	0,5

Los pesos indicados se refieren a cada pieza sin incluir el embalaje, dado que la cantidad total de los productos varía en función de la composición.

DOT SHELVING SYSTEM

Elementos

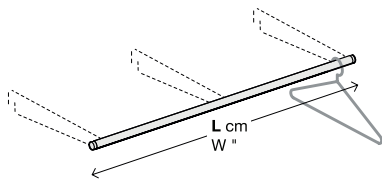
Sujeta-tubos para barra para perchas dcho/izdo/central de acero barnizado con bloque de fijación.



Código	Acabado		pack	m³	Kg
	Barnizado				
55RAP01D d	-	-	-	-	0,3
55RAP01C c	-	-	-	-	0,3
55RAP01S i	-	-	-	-	0,3

Tubo para perchas en aluminio anodizado o barnizado.

L 76 912 151 181 226 271 cm +✂
W 29 7/8" 35 7/8" 59 3/8" 71 2/8" 88 7/8" 106 3/4" +✂

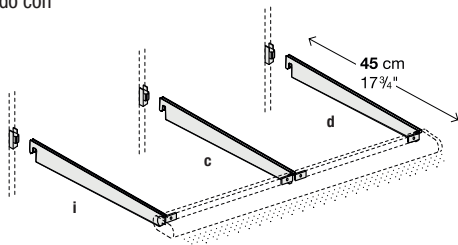


Código	Longitud	Acabado		pack	m³	Kg
		Aluminio anodizado	Barnizado			
55TUB01	76 cm			-	-	0,6
55TUB02	91 cm			-	-	0,7
55TUB03	151 cm			-	-	1,2
55TUB04	181 cm			-	-	1,4
55TUB05	226 cm			-	-	1,7
55TUB06	271 cm			-	-	1,9

Opcionales

Corte a medida		-	-	-
----------------	--	---	---	---

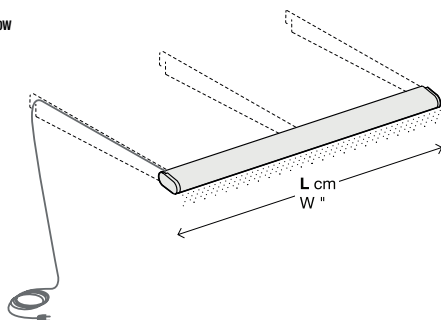
Sujeta-barra luminosa dcho/izdo/central de acero barnizado con bloque de fijación.



Código	Acabado		pack	m³	Kg
	Barnizado				
55RAP03D d	-	-	-	-	0,3
55RAP03C c	-	-	-	-	0,3
55RAP03S i	-	-	-	-	0,3

Barra luminosa led de aluminio anodizado o barnizado. Especificar en el pedido salida dcha. o izda. del cable de alimentación.

L 76 912 151 181 226 271 cm +✂
W 29 7/8" 35 7/8" 59 3/8" 71 2/8" 88 7/8" 106 3/4" +✂



Código	Longitud	Acabado		pack	m³	Kg
		Aluminio anodizado	Barnizado			
55BAR01	76 cm			-	-	1
55BAR02	91 cm			-	-	1,3
55BAR03	151 cm			-	-	2
55BAR04	181 cm			-	-	2,3
55BAR05	226 cm			-	-	2,5
55BAR06	271 cm			-	-	3,2

Opcionales

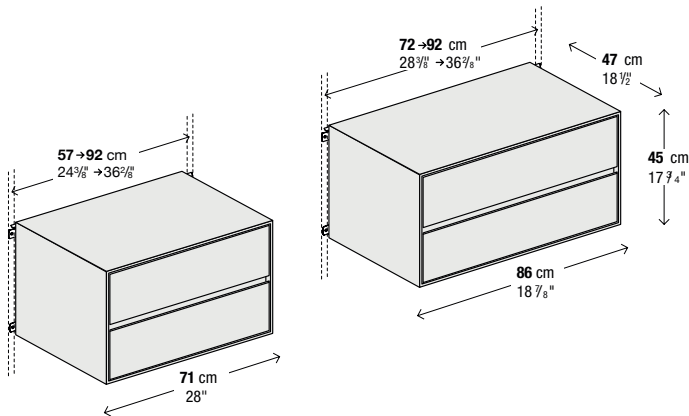
Corte a medida		-	-	-
----------------	--	---	---	---

Los pesos indicados se refieren a cada pieza sin incluir el embalaje, dado que la cantidad total de los productos varía en función de la composición.

DOT SHELVING SYSTEM

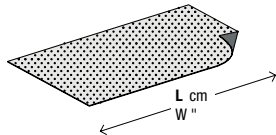
Elementos

Cajonera colgante de acero barnizado con dos cajones de extracción total y retorno automático.



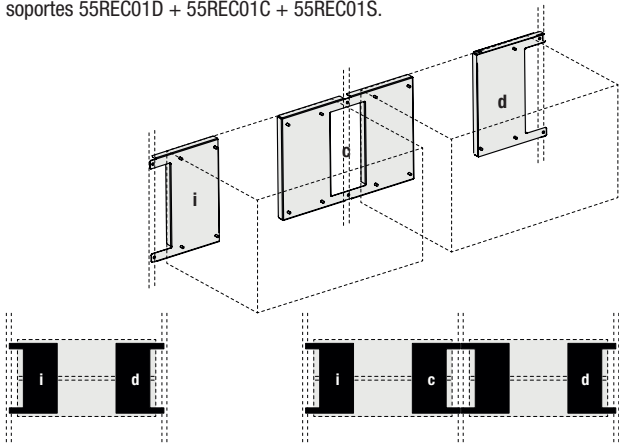
Código	Longitud	Acabado	pack	m ³	Kg
		Barnizado			
55CAS01	71 cm		-	-	37
55CAS02	86 cm		-	-	44

Alfombrillas antideslizantes para el interior de los cajones.




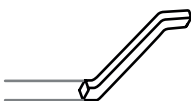
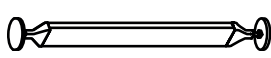



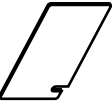
Código	Longitud	Acabado	pack	m ³	Kg
		Caucho antideslizante			
20TAP01	71		-	-	1
20TAP02	86		-	-	1,2

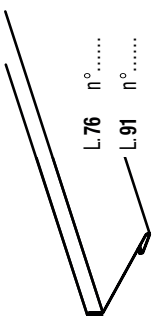
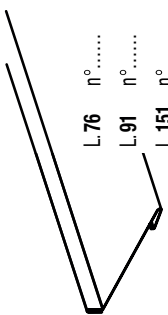
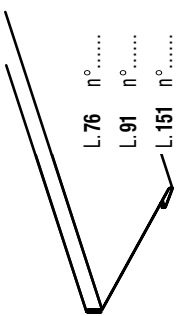
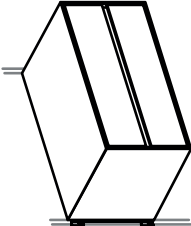
Soportes regulables para cajonera suspendida. En caso de adosar varias cajoneras se deben utilizar los soportes 55REC01D + 55REC01C + 55REC01S.


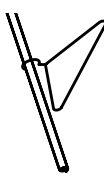




Código		Acabado	pack	m ³	Kg
		Barnizado			
55REC01D	d		-	-	3,6
55REC01C	c		-	-	5,6
55REC01S	i		-	-	3,6

Los pesos indicados se refieren a cada pieza sin incluir el embalaje, dado que la cantidad total de los productos varía en función de la composición.

<p>Montante de pared</p>  <p>H. 60 n°..... H. 100 n°..... H. 140 n°..... H. 180 n°..... H. 220 n°..... H. 260 n°..... ✂ n°..... CM</p>	<p>Soporte</p>  <p>n°.....</p>	<p>Montante de techo</p>  <p>H. 236/242 n°..... H. 276/282 n°..... H. 316/322 n°..... ✂ n°..... CM</p>	<p>Soporte para baldas</p>  <p>P. 25 n°..... P. 35 n°..... P. 45 n°.....</p>	<p>Sostado terminal d/i</p>  <p>P. 26 d n°..... i n°..... P. 36 d n°..... i n°..... P. 46 d n°..... i n°.....</p>	<p>Sostado terminal alto d/i</p>  <p>P. 26 d n°..... i n°..... P. 36 d n°..... i n°.....</p>	<p>Sujeta-libros de metacrilato</p>  <p>H. 18 n°.....</p>
--	--	--	--	---	--	---

<p>Estante profundidad 25 cm</p>  <p>L. 76 n°..... L. 91 n°..... L. 151 n°..... L. 181 n°..... L. 226 n°..... L. 271 n°..... ✂ n°..... CM</p>	<p>Estante profundidad 35 cm</p>  <p>L. 76 n°..... L. 91 n°..... L. 151 n°..... L. 181 n°..... L. 226 n°..... L. 271 n°..... ✂ n°..... CM</p>	<p>Estante profundidad 45 cm</p>  <p>L. 76 n°..... L. 91 n°..... L. 151 n°..... L. 181 n°..... L. 226 n°..... L. 271 n°..... ✂ n°..... CM</p>	<p>Cajonera colgante</p>  <p>L. 71 n°..... L. 86 n°.....</p>	<p>Caucho antideslizante</p> <p>L. 71 n°..... L. 86 n°.....</p>
---	---	--	--	--

<p>Sujeta-tubos para perchas d/c/i</p>  <p>P. 25 d n°..... c n°..... s n°.....</p>	<p>Tubo para perchas</p>  <p>L. 76 n°..... L. 91 n°..... L. 151 n°..... L. 181 n°..... L. 226 n°..... L. 271 n°..... ✂ n°..... CM</p>	<p>Barra luminosa</p>  <p>L. 76 n°..... L. 91 n°..... L. 151 n°..... L. 181 n°..... L. 226 n°..... L. 271 n°..... ✂ n°..... CM</p>
<p>Sujeta-barra luminosa d/c/i</p>  <p>P. 45 d n°..... c n°..... s n°.....</p>		

* Indique la altura del techo. ** Para usar en la unión de dos planos.