

Charles

BEDS

2004

Antonio Citterio



Description

Charles is a double bed with fabric or leather upholstery available in two versions: a more striking one, in which the sides protrude from the slightly recessed mattress, and a simpler one in which the band is flush with the mattress. An evolution of the sofa of the same name, the Charles bed features the signature design of the inverted "L" shaped foot. It also comes in a version with wheels.

Technical information

Internal frame

tubular steel and steel profiles

Internal frame upholstery

Bayfit® flexible cold shaped polyurethane foam, polyester fibre cover

External feet

die-cast aluminium

Internal feet

tubular steel and steel profiles

Wheels support frame

steel

Wheels

plastic material

Ferrules

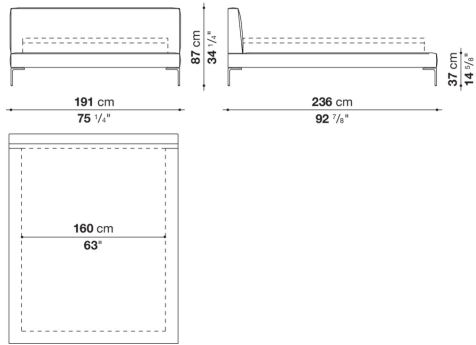
thermoplastic material

Cover

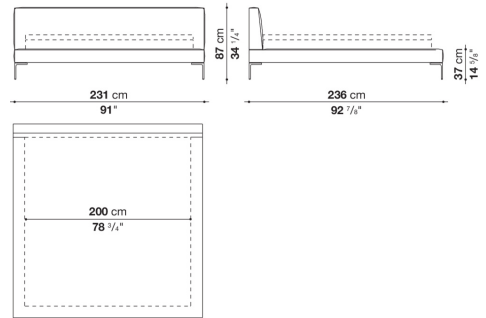
fabric or leather

Technical drawings

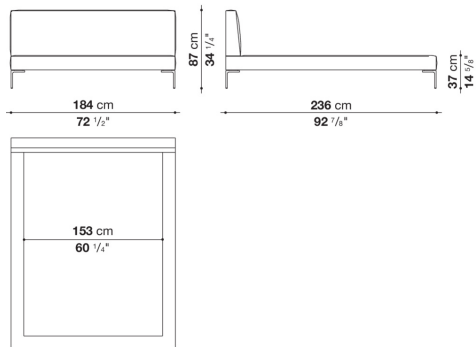
LC160



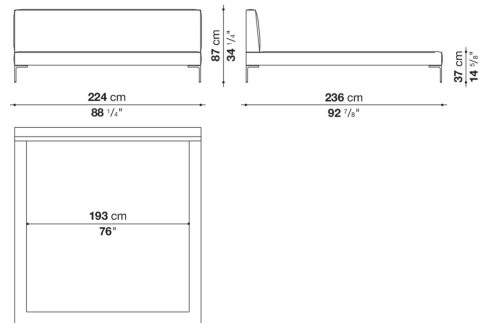
LC200



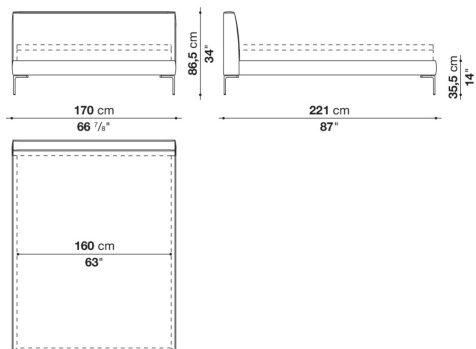
LC153



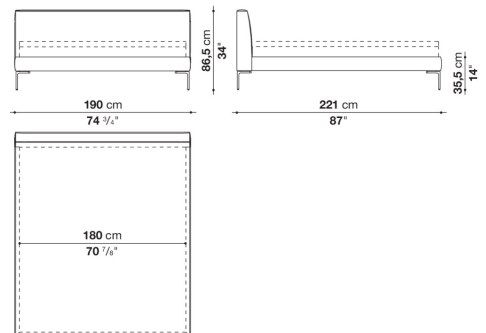
LC193



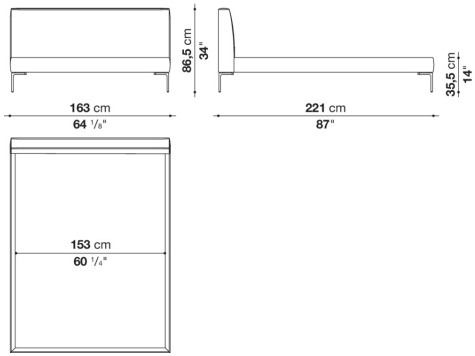
LCA170



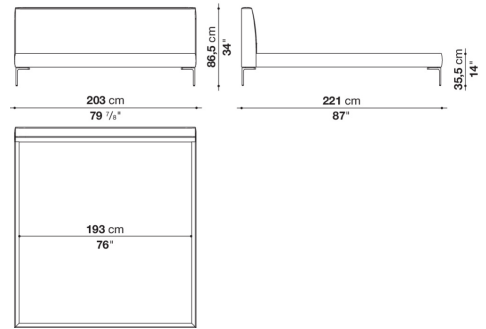
LCA190



LCA153



LCA193



LC180

