

- PENDANTS: one
- MOUNTING: 115mm (4.5") in diameter
- LAMPING: 1.5w LED (2500K or 3500K) / 10w xenon (2600K)
- INSTALLATION: threaded on - wall or ceiling mount
- MATERIALS: blown glass, copper mesh, electrical components, silicon gasket, metal mounting plate
- WEIGHT: approximately 1.6kg (3.5lb)
- POWER SUPPLIES: integral (power supply housed within junction box). Power supplies included

DESCRIPTION

The 'sp' designation in this variation on the 84 refers to it being surface-mounted, with a mounting plate large enough to cover a standard North American junction box. This surface light has a paintable 115mm (4.5") in diameter mounting plate designed to be mounted on walls as well as ceilings. It is also IP65 designated meaning that the 84s can be used outdoors and in other wet environments.

A white glass bubble is captured inside a fine copper mesh basket and then plunged into hot clear glass. Air is blown into the matrix to gently push the white glass through the mesh, creating a delicate pillowed form that is suspended inside the thick outer layer of clear glass. Sometimes the copper mesh basket folds and crinkles, adding specificity to each piece.

NOTES

- + Purchase replacement lamps online at www.bocci.com/shop/bulbs
- + Unless otherwise noted when ordering, all fixtures will be outfitted to be xenon compatible
- + Please specify the colour temperature when ordering LED fixtures
- + Unless otherwise specified, a single class 2 power supply will be sent for every 5 xenon fixtures or every 12 LED fixtures
- + Suitable for wet locations


US Patent Pending
EU Patent # 003611144-0001 to 0004

Made in Vancouver, Canada

Vancouver
sales@bocci.com
www.bocci.com

Berlin
europa@bocci.com
www.bocci.com

approx 1.6kg (3.5lb)



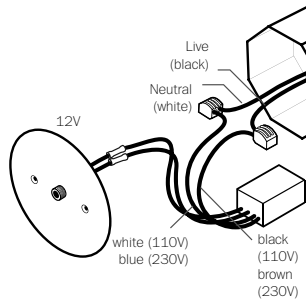
SURFACE LIGHT - PRINTABLE LARGE PLATE

84sp

PRODUCT SPECIFICATION

© 2021, Bocci Design and Manufacturing Inc. All rights reserved. Any inquiries should be directed to: info@bocci.com

BOCCI



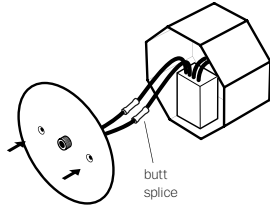
1

Directly mounted to a junction box.

Note: Up to 5 surface mounted lights may be connected to a single power supply.

Xenon (110V) or LED: connect the black wire to live wire and white wire to neutral wire.

Xenon (230V): connect black wire to brown wire and white wire to blue wire.



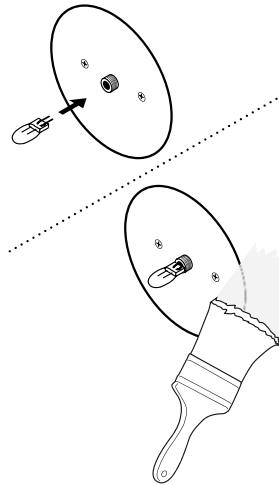
2

Join power supply wiring to cover plate wiring using connectors provided.

Tuck wiring into wall opening and affix the back plate with fasteners provided.

Turn power to fixture on.

DRY LOCATION



3

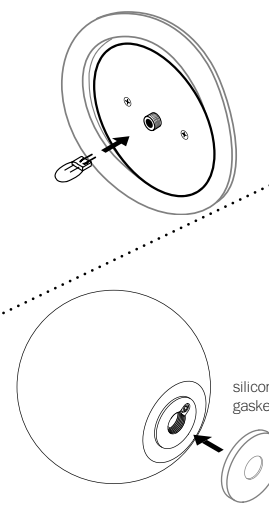
For dry location:

Insert provided lamp into socket. Check that each lamp is working properly as you go along by keeping the power on.

Paint over the back plate to match the wall finish.

Note: when using a dimmer use only low voltage electronic dimmers to ensure the fixture works properly.

WET LOCATION



4

For wet location:

Insert provided lamp into socket. Check that each lamp is working properly as you go along by keeping the power on.

Install the silicone ring by slightly stretching it to fit around the back plate.

Install silicone gasket over the nut attached to the pendant.

Note: when using a dimmer use only low voltage electronic dimmers to ensure the fixture works properly.

5

Gently thread glass pendant onto back plate. Do not tighten past the point of contact.

6

Clean fingerprints from surfaces.

For additional assistance, please contact Bocci:

Vancouver
sales@bocci.com
www.bocci.com

Berlin
europe@bocci.com
www.bocci.com

US Patent Pending
EU Patent # 003611144-0001
to 0004

Made in Vancouver, Canada



SURFACE LIGHT - PAINTABLE LARGE PLATE

84sp

PRODUCT INSTALLATION INSTRUCTIONS

© 2021, Bocci Design and Manufacturing Inc. All rights reserved. Any inquiries should be directed to: info@bocci.com

BOCCI