


Valentine's Day Cards

Paper Circuits Projects



BROWN DOG *Gadgets*

BrownDogGadgets.com

Valentine's Day Cards

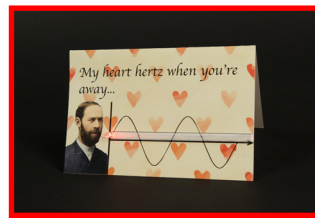
Paper Circuits Projects

Each of the cards in the eBook can be made with Maker Tape or our Paper Circuits Kit. We've included a ready to print full color versions as well as a black & white versions that can be colored by hand. Print each card as a two sided print and then cut them out with scissors. Some cards require additional tape or glue to complete. Additional projects, videos, paper crafting guides, eBooks, and educational resources can be found at BrownDogGadgets.com.



Heart Friend

Color: Pages 3-4
Black & White: Pages 5-6
Time Required: 10-15 minutes



My Heart Hertz

Color: Pages 17-18
Time Required: 10-20 minutes



I LOVE U

Color: Pages 7-8
Black & White: Pages 9-10
Time Required: 10-15 minutes



You've Got Mail

Color: Pages 19-20
Black & White: Pages 21-22
Time Required: 10-15 minutes



Picture You and Me Together

Color: Pages 11-12
Black & White: Pages 13-14
Time Required: 10-15 minutes



The Cake is a Lie

Color: Pages 23-24
Black & White: Pages 25-26
Time Required: 10-15 minutes



To the Moon and Back


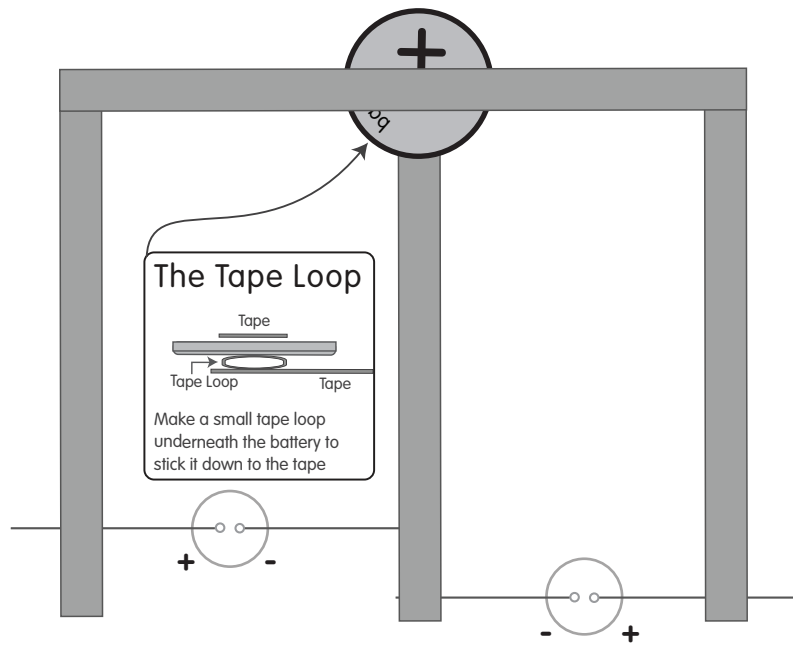
Color: Pages 15-16
Time Required: 10-20 minutes



Fate LED me to you

Black & White: Pages 27-28
Time Required: 10-20 minutes


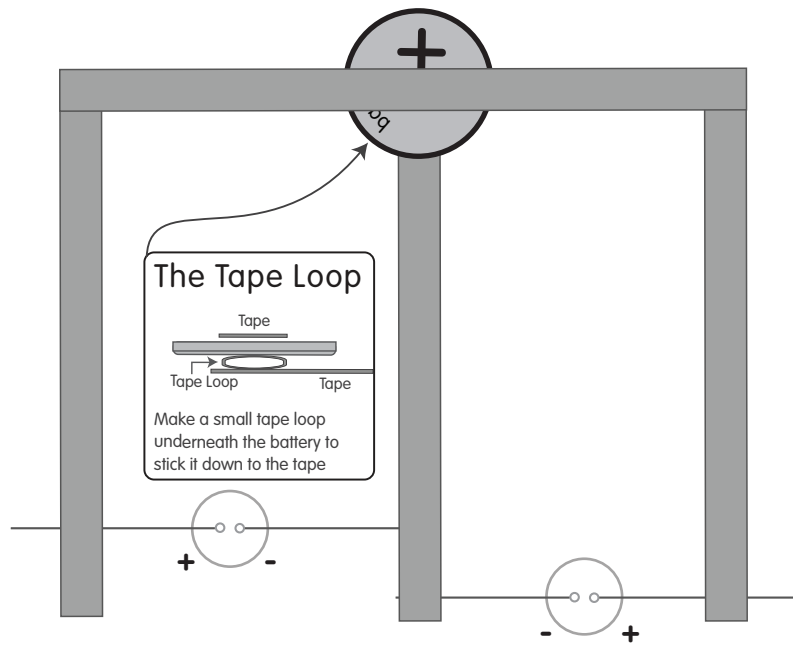




For more free templates and
fun project ideas visit us at
BrownDogGadgets.com





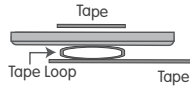


For more free templates and fun project ideas visit us at BrownDogGadgets.com


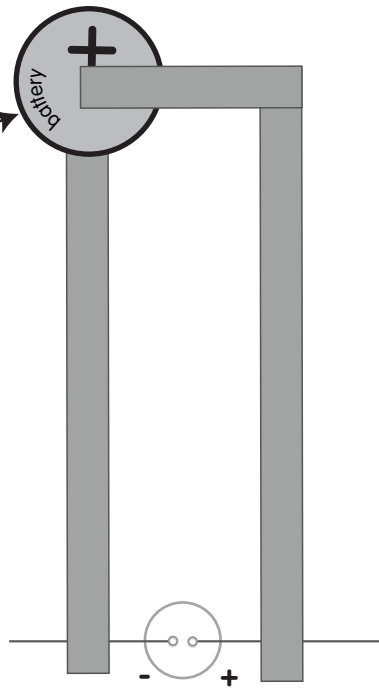




The Tape Loop




Make a small tape loop underneath the battery to stick it down to the tape


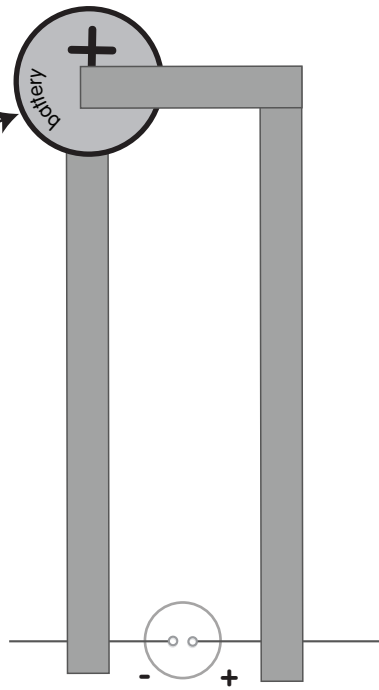
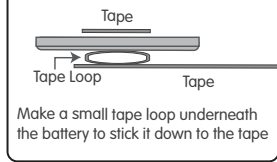


For more free templates and fun project ideas visit us at BrownDogGadgets.com





The Tape Loop

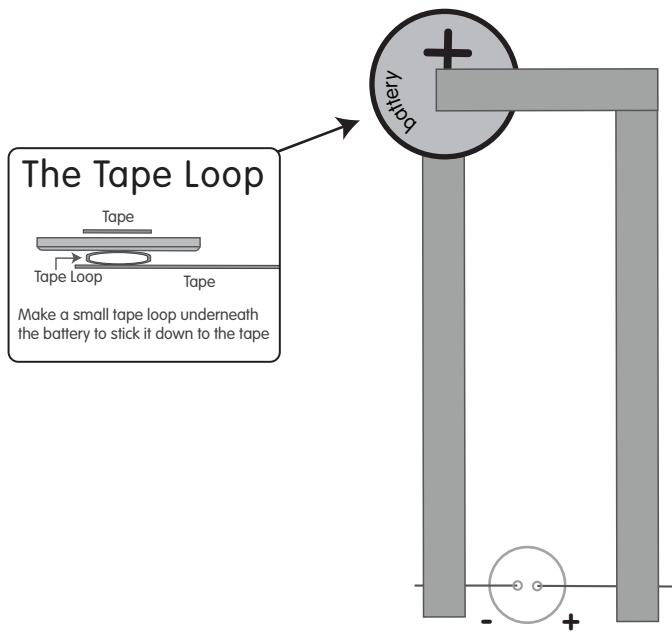



For more free templates and fun project ideas visit us at BrownDogGadgets.com



PICTURE YOU AND ME TOGETHER




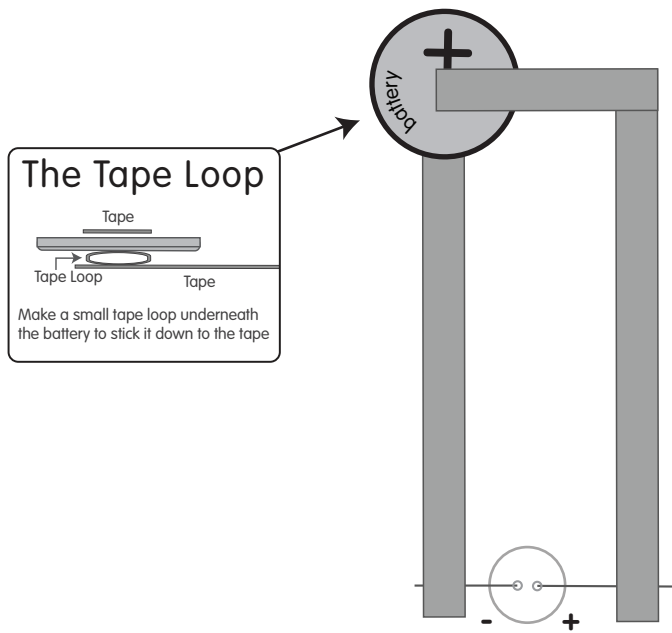



 For more free templates and fun project ideas visit us at BrownDogGadgets.com




PICTURE YOU AND ME TOGETHER

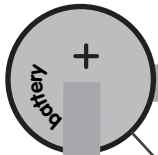




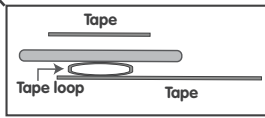
 For more free templates and fun project ideas visit us at BrownDogGadgets.com





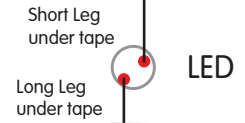


The Tape Loop



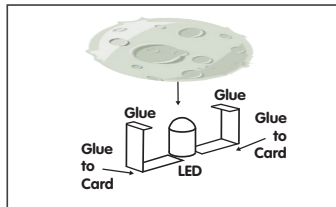
Final Assembly

After circuit is assembled, snip the square on the lower corner of the inside message page. Now, snip the moon out taking care to also keep the 2 strips with grey fold lines. Stick moon on top of the bridge and glue OVER the LED as shown in the bridge diagram.




For more projects, guides and templates, visit BrownDogGadgets.com

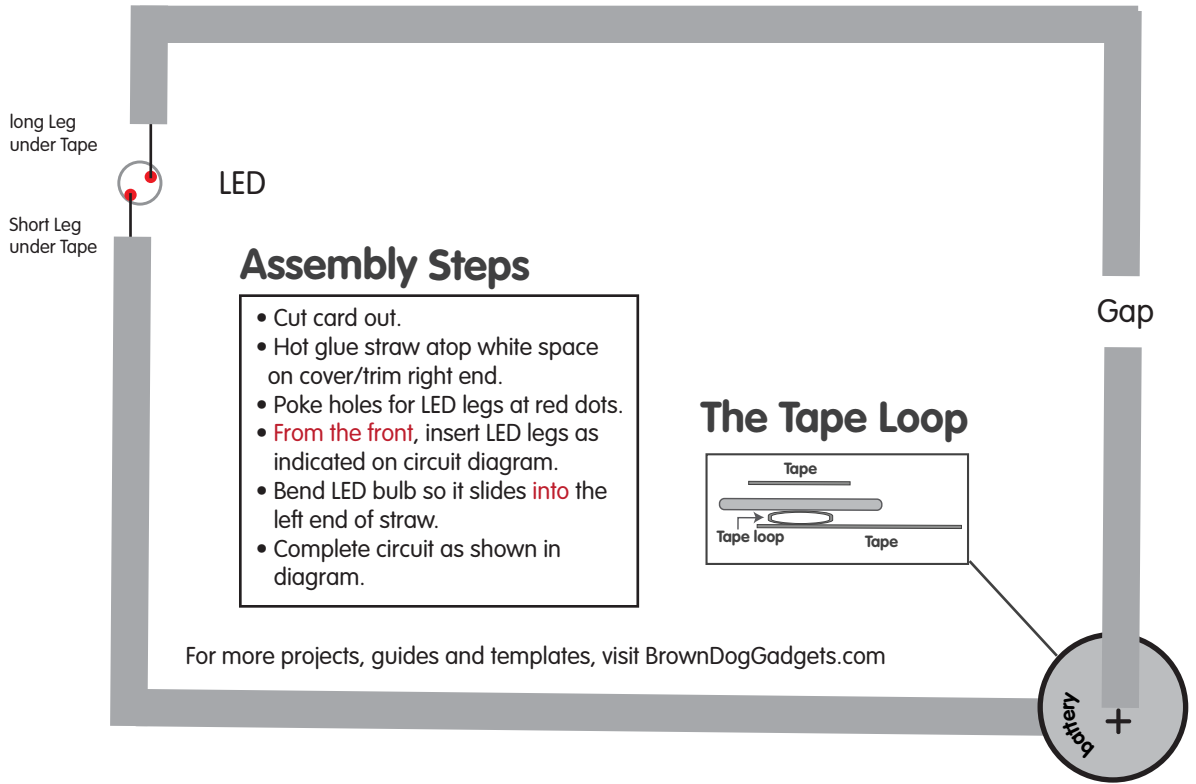
The Bridge



Happy Valentines Day!

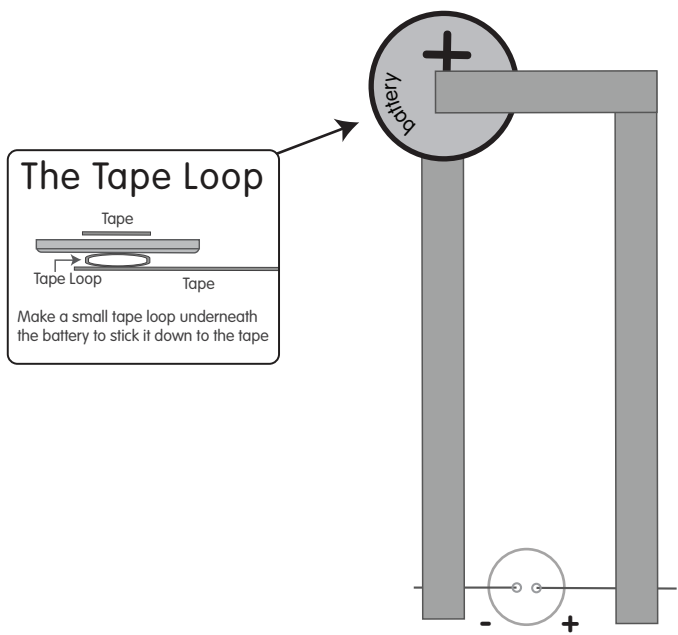








Come back, Valentine!







 For more free templates and fun project ideas visit us at BrownDogGadgets.com





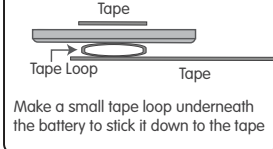


But my love for you is not!


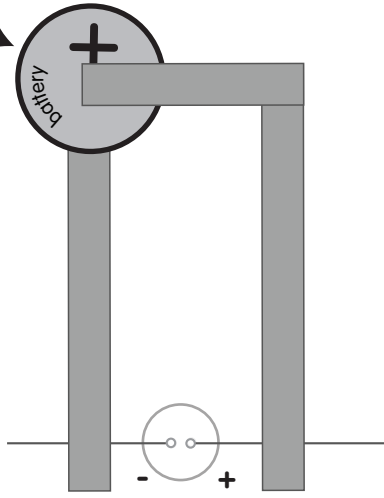


The cake may be a lie...

The Tape Loop



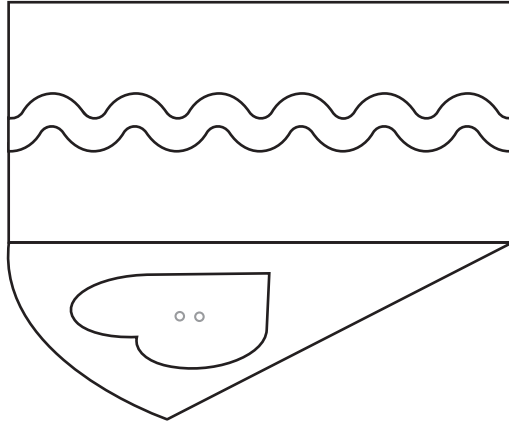
Make a small tape loop underneath the battery to stick it down to the tape



For more free templates and fun project ideas visit us at BrownDogGadgets.com


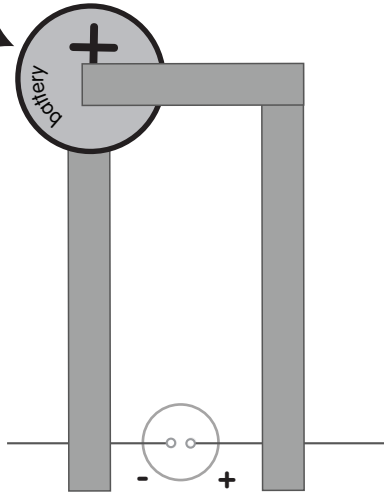
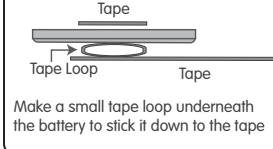


But my love for you is not!



The cake may be a lie...


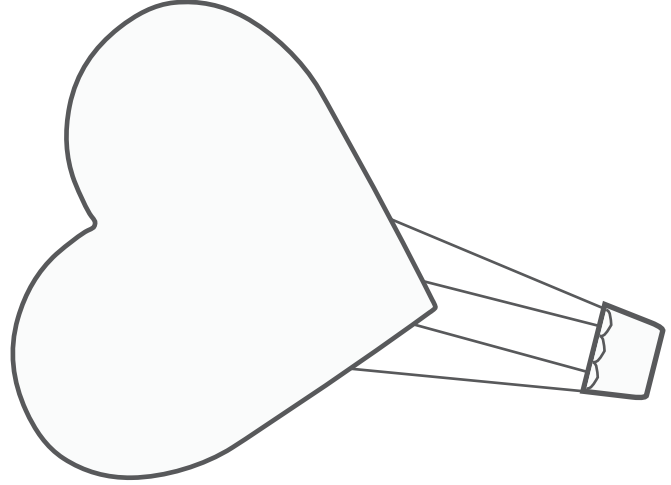

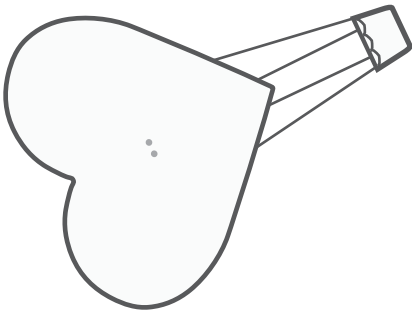
The Tape Loop

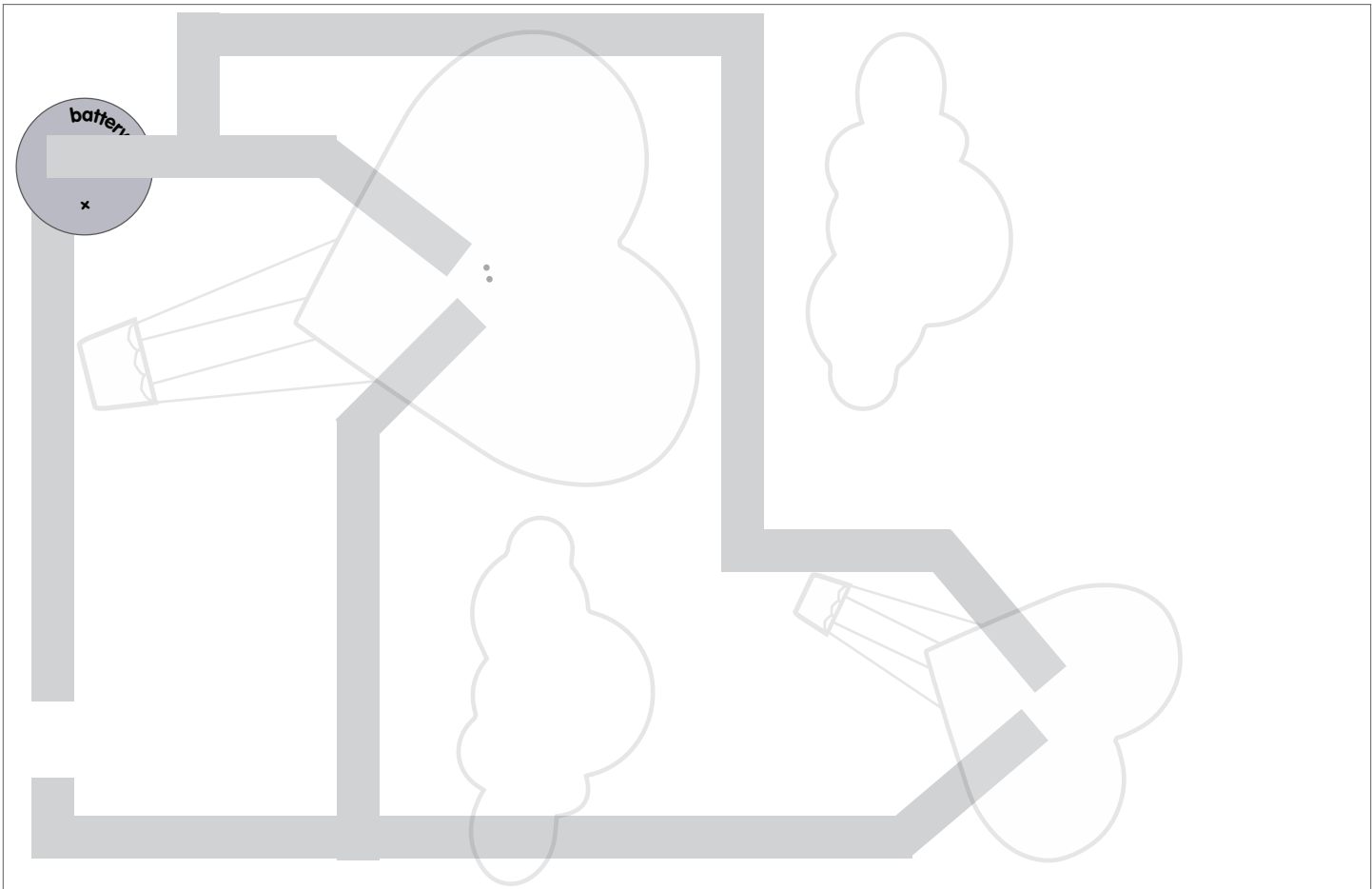


For more free templates and fun project ideas visit us at BrownDogGadgets.com



Fate LED me to you





Happy Valentine's Day





BROWN DOG *Gadgets*

Learn, Create, and Inspire—Even on a Budget

Creating a project from scratch can be difficult for the casual builder. Finding the right directions, the right parts, and the right tools—all at the right price—can be a major hurdle.

At Brown Dog Gadgets, we've created kits and projects for creators of all ages and budgets. Follow our step-by-step project directions and learn more with our classroom resources or find individual parts to dream up your own creations. No matter how or what you create, our products can help you learn the basics of electronics, circuitry, and solar energy.

Find additional eBooks, crafting guides, videos, directions, and educational resources at BrownDogGadgets.com. Contact us for educational discounts and free professional development classes.

help@browndoggadgets.com • 262-788-9223

BrownDogGadgets.com

