

van buuren

Wireless Speaker
with power bank

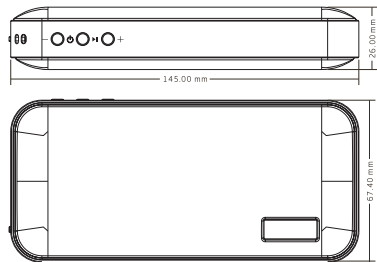


USER GUIDE



www.vanbuurensound.com

Appearance



Specifications


Product name: Bluetooth speaker powerbank
Model No.: VB205
Microphone sensitivity: -38db
Speakers size: $\varnothing 36$ mm
Speaker impedance: 4 ohm
Output: 5W *2
Frequency Response: 180Hz-18KHz
Bluetooth version: Bluetooth 4.2
Bluetooth Communication Range: 10M
Power Supply: Built-in 3.7V \approx 2500mAh Lithium Battery
Charging time: approximately 4 hours, Micro USB port, DC 5V \approx 1000mA (first time please extend charge time)
Music Play time: 12 hours (Moderate volume)
Dimension: 145*67.4*26 mm(L*W*H)
Material: silicon, ABS plastic, Aluminum mesh, Leather
5V IN: DC5V \approx 1000mA
5V OUT: DC5V \approx 2A

Features

- Hifi wireless bluetooth speaker
- Mp3 player audio format
- Power Bank
- Metal design, CNC technology
- With tear-resist and anti-shock leather
- Silicone cover design with anti-dust, anti-shock, waterproof
- CD finish button with shining metal feature
- Double channel HIFI speaker

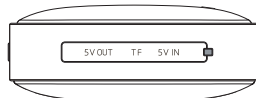
Instructions

Buttons



- ❖ ON: Long press (middle button) for 3 seconds to turn ON, will enter pairing mode.
- ❖ OFF: Long press (middle button) for 5 seconds to turn OFF.
- ❖ '+': Short press to volume +, long press to next track
- ❖ '-': Short press to volume -, long press to previous track
- ❖ '||': Short press middle button to play/pause
- ❖ 5V IN: Micro USB_DC5V port for charge (OPEN silicon flap)
- ❖ 5V OUT: USB_DC5V power bank port (OPEN silicon flap)

Port



- ❖ USB_DC5V power bank port (OPEN silicon flap)
- ❖ TF card slot (OPEN silicon flap)
- ❖ Micro USB_DC5V port for charge (OPEN silicon flap)

Front



- ❖ 'B': Microphone
- ❖ 'C': Indicator

Charging

Please charge the speaker with the Micro USB cable provided.
The indicator light will flash red when charging and constant when battery is full.
Charging may take up to 2.5 hours or might take longer for first time charging.

Turning ON and OFF

Press button 3 seconds to turn ON and 5 seconds to turn OFF

Bluetooth Pairing

1. Press button to turn ON and hold until speaker enters pairing mode.
2. Open the bluetooth device (cellphone, laptop, etc.), scan and search "van buuren 205" to match with.
Tip: Please enter 0000 (4 zeros) as pairing code if needed.

How to play music

1. Via Bluetooth

After bluetooth connects successfully, you can play music via phone.
Press button to control play / pause
Short Press + volume +, long press for next track.
Short Press - volume -, long press for previous track.

2. MP3 play

Insert TF card with MP3 music.
Press button to control play / pause
Short Press + volume +, long press for next track.
Short Press - volume -, long press for previous track.

How to use Hands Free

Connect to the speaker via bluetooth. Once connected, you can receive calls by pressing to answer and end calls.

Power Bank function

OPEN silicon cover and connect the USB_5V OUT port with phone charge cable.

Notes

- Please extend the charge time for first use.
- In Bluetooth playing mode, for incoming or outgoing calls, music pauses. After the call, the speaker will continue playing music automatically.
- Some phones / computers / tablets and other devices, cannot recognize or work properly with VB205 as the bluetooth software version have incompatibilities.

Troubleshooting

- ① Check if the speaker has connected.
The indicator light will flash fast during pairing and flash slow when paired.
- ② Check if the speaker is charged. The indicator light will flash red fast when low power.
- ③ Check if the speaker has voice prompt and indicator lights when turned on.
- ④ Check if your phone is in sleep status and re-connect.
- ⑤ If still cannot solve issue, please contact us at support@powerpod.net