

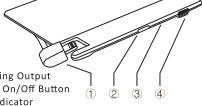


## Powerpod Air 1 1350mAh User Manual

### Specifications

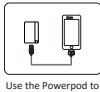
- ◆ Model: A1350L
  - ◆ Product Name: Powerpod Air 1
  - ◆ Capacity: 1350mAh
  - ◆ Battery Cell Type: Lithium-polymer
  - ◆ Rated Input: DC 5V, 0.5A
  - ◆ Rated Output: DC 5V, 1A
  - ◆ Charging Time: 1 hour
  - ◆ Working Temperature: 0°C-40°C
  - ◆ Working Humidity: <90%
  - ◆ Storage Temperature: -10°C - 45°C
  - ◆ Storage Humidity: 25%-65%
  - ◆ Dimensions: 92\*62.5\*4.8mm
  - ◆ Net Weight: 48g
- ◆ Devices Supported: Apple iPhone 5, iPhone 5C, iPhone 5S, iPhone 6/6 Plus, iPhone 6S/6S Plus, iPhone SE, iPod Touch (5th generation), iPod Touch (6th generation) and iPod Nano (7th generation).

### Product View

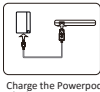


- ① Lightning Output
- ② Power On/Off Button
- ③ LED Indicator
- ④ Micro-USB Input

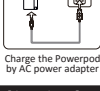
### How to Use



Use the Powerpod to charge iPhone



Charge the Powerpod by laptop USB port



Charge the Powerpod by AC power adapter

### Charging Status

- ◆ When charging the Powerpod Air 1, the power indicator LED shows orange and the LED shows blue when charging is finished.
- ◆ When charging other devices, the power indicator LED shows orange.

### Safety Instructions

- Do not throw the Powerpod into fire or try to heat it. In such situations it might burn, explode or release toxic gas
- Do not connect the micro USB input and USB output ports with a single cable.
- Do not try to open the Powerpod by yourself or break it.
- Do not put the Powerpod in water or make it wet.
- Do not use Powerpod pack if you notice it is leaking, heating itself, out of shape, smelling or any other abnormal phenomenon.
- Do not use the Powerpod at higher temperature than 60°C. The recommended ambient temperature is between 15°C and 25°C.

### Storage and Maintenance

- If you will not use the Powerpod for a long time, please at least once a year fully charge it, then discharge it by some outer devices, then recharge it to half capacity and then keep it in a cool and dry place.
- It is recommended to perform a complete charging and discharging every 3 months so as to ensure the best status of the battery cells inside.

### Support

For support please visit our website at [www.powerpod.net](http://www.powerpod.net) or email us at [support@powerpod.net](mailto:support@powerpod.net)