



MILCASA
S T O R E

COMPACK LIVING MAGNETIC LATCH



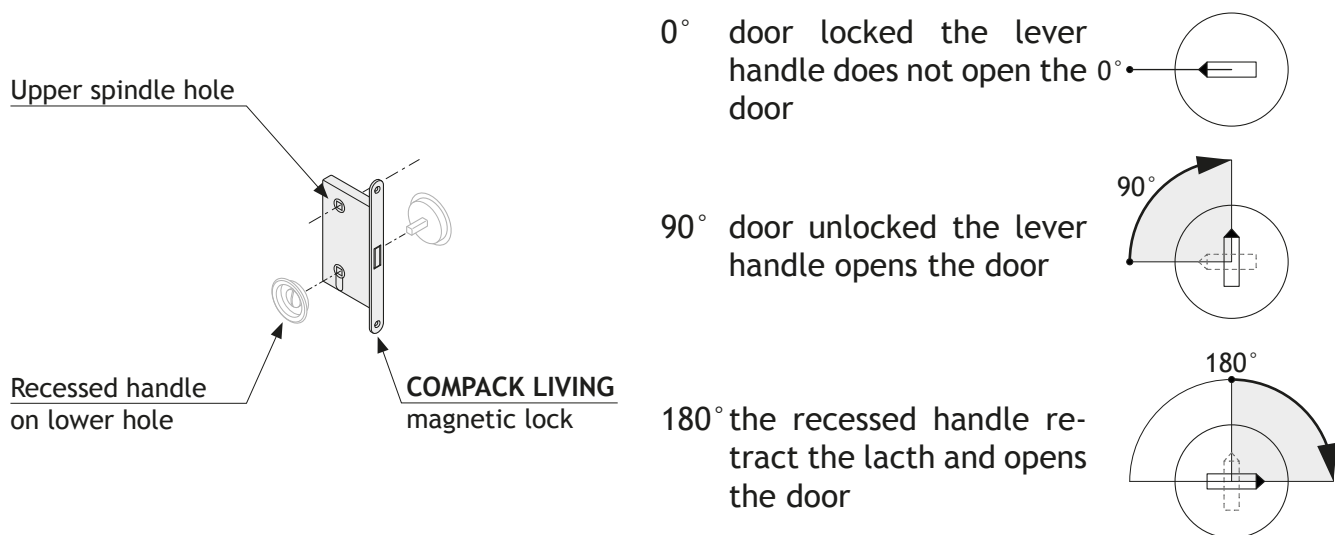
COMPACK living@ MILCASA STORE
+1 (347) 782-3353
www.milcasastore.com | support@milcasastore.com

SPECIAL COMPACK LIVING MAGNETIC LATCH

If lever handles cannot be used because of the way the doors fold together, it is necessary to use the special **COMPACK** magnetic latch, which makes it possible to use a recessed handle on the lower section of the latch mechanism to lock the door or to retract the latch. This system provides 180° rotation. The special **COMPACK** magnetic latch also makes it possible to install the recessed handle on the upper section of the latch, to ensure privacy when the door opens into the room.

It is possible to use a traditional latch for paired handles only with **variants 4 and 5** of the **COMPACK LIVING 180°** system (see Section 3. **VARIANTS OF USE**), or by using the secondary stop (see Section 7, **ADJUSTMENT OF SECONDARY STOP**).

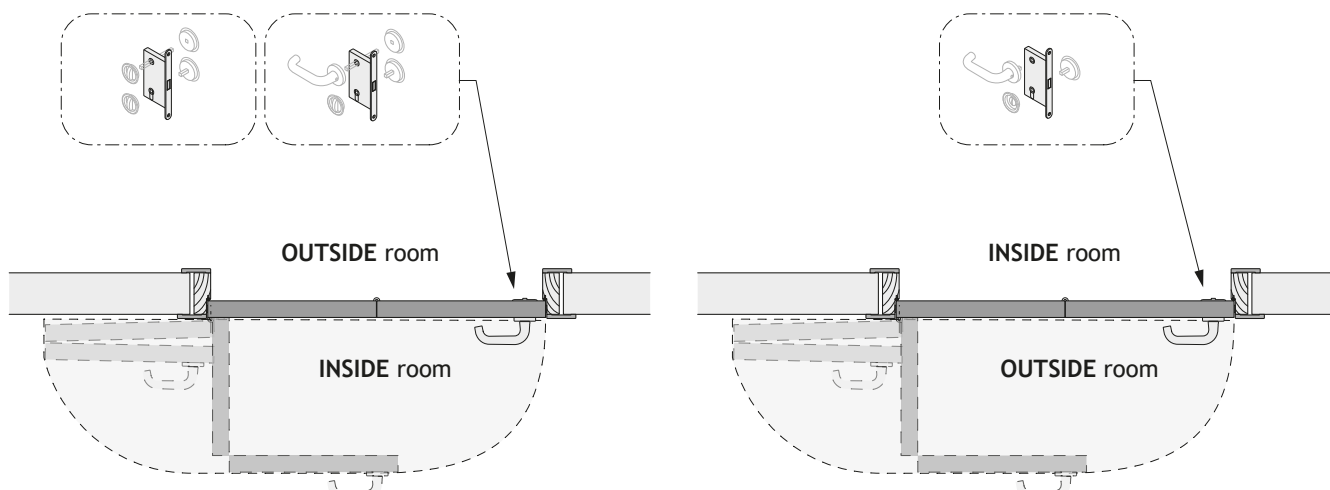
With the **COMPACK** hinge, the recessed handle installed on the lower section of the latch functions as follows:



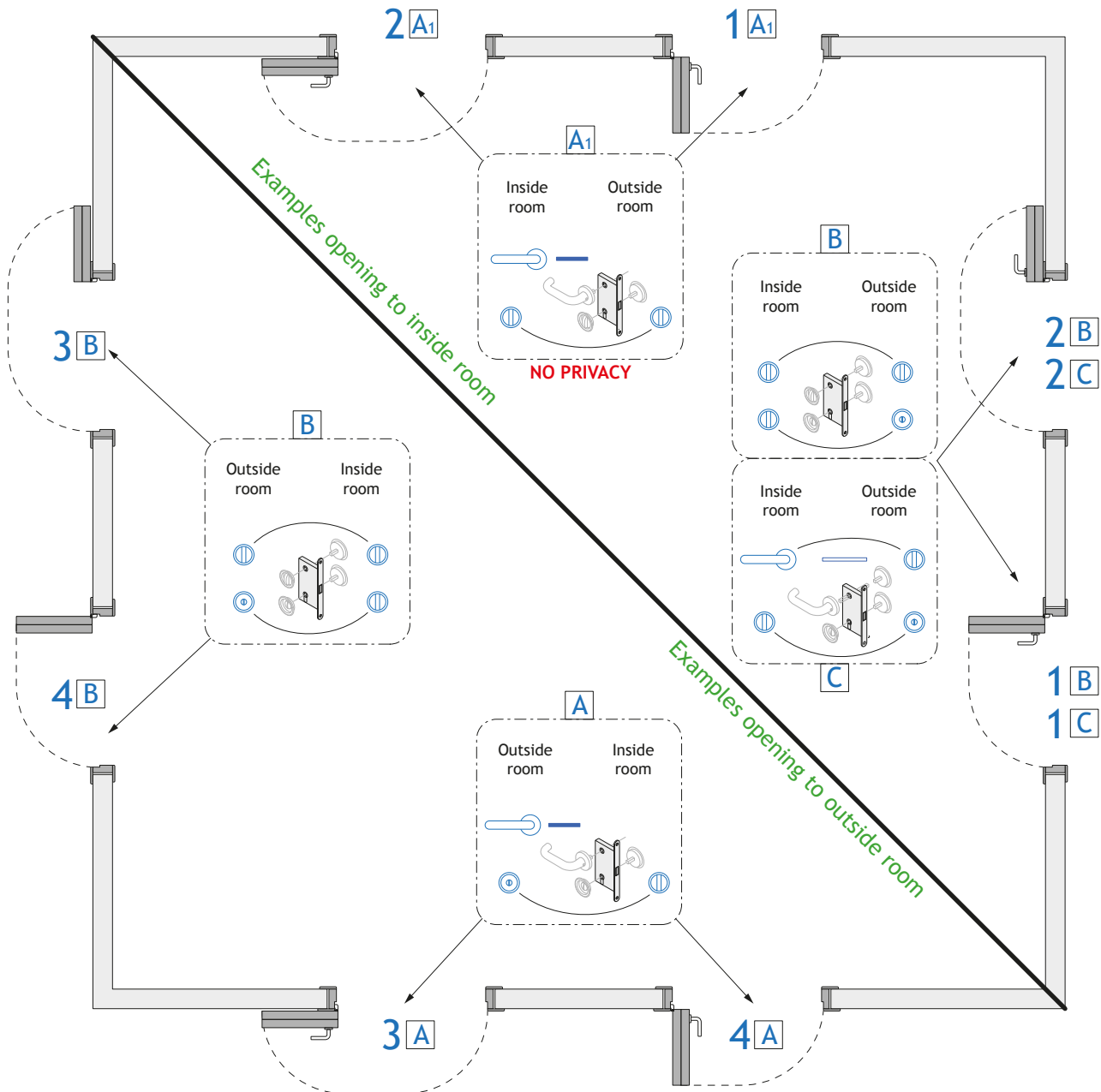
Recessed handle on upper latch section.






to ensure privacy when the door opens into the room.

To unite the lever handle with the recessed handle, use the special spindle in the latch pack



Examples for using the special COMPACK LIVING lock



-  Traditional lever handle
-  Recessed handle with knob
-  Recessed handle
-  Special spindle square lock COMPACK (included in the lock's package)
-  Expansion spindle square (available on the market)

- 1** COMPACK LIVING 90° System opening to inside room
- 2** COMPACK LIVING 180° System opening to inside room
- 3** COMPACK LIVING 90° System opening to outside room
- 4** COMPACK LIVING 180° System opening to outside room



COMPACT living® MILCASA STORE
+1 (347) 782-3353

www.milcasastore.com | support@milcasastore.com
