



**MILCASA**  
S T O R E

# Magic<sup>2</sup> Mix Up

---

The original invisible sliding doors system  
Il sistema invisibile originale per porte scorrevoli



## Tracks / Binari

ALUMINUM FINISHES CODES / CODICI FINITURE ALLUMINIO



8 ... 0.0 .....

<b>01</b> · (Anodized Silver / Argento - A)	<b>13</b> · (Brushed Anodized Dark Brown / E3 Spazzolato - E3S)	<b>17</b> · (Brushed Anodized Nickel / Nichel Spazzolato - NKS)
<b>02</b> · (Brushed Anodized Silver / Argento Spazzolato - AS)	<b>14</b> · (Anodized Black / Nero - N)	<b>25</b> · (Brushed Anodized Graphite / Grafite Spazzolato - GRFS)
<b>12</b> · (Anodized Dark Brown / E3 - E3)	<b>15</b> · (Brushed Anodized Black / Nero Spazzolato - NS)	<b>26</b> · (Anodized Graphite / Grafite - GRF)

01 - 02 STANDARD / 12 - 13 - 14 - 15 - 17 - 25 - 26 SPECIAL

## Magic2

COMPLETE BOX KIT / KIT COMPLETO IN SCATOLA



K Complete kit / Kit completo

<b>0031</b>		Magic2 - Wood Magic2 - Legno
<b>1</b>		43 5/16"
<b>2</b>		70 7/8"
<b>01</b>	Standard Finish / Finitura Standard	

## Magic2 Frame

COMPLETE BOX KIT / KIT COMPLETO IN SCATOLA



K Complete kit / Kit completo

<b>0461</b>		59 1/16" -176 lbs
<b>0462</b>		43 5/16" - 176 lbs
<b>1</b>	N.2 Soft damper stoppers N.2 Fermi ammortizzati	
<b>1</b>		86 5/8"
<b>2</b>		102 3/8"
<b>3</b>		118 1/8"
<b>02</b>	Brushed Anodized Silver / Argento Spazzolato	
<b>13</b>	Brushed Anodized Dark Brown / E3 Spazzolato	
<b>15</b>	Brushed Anodized Black / Nero Spazzolato	
<b>17</b>	Brushed Anodized Nickel / Nichel Spazzolato	
<b>25</b>	Brushed Anodized Graphite / Grafite Spazzolato	

## Magic2 Vetro

COMPLETE BOX KIT / KIT COMPLETO IN SCATOLA



K Complete kit / Kit completo

<b>0041</b>		43 5/16" -176 lbs
<b>0042</b>		70 7/8" - 176 lbs
<b>1</b>	Glass thk. / Vetri sp. 8 mm (5/16")	
<b>2</b>	Glass thk. / Vetri sp. 10 mm (3/8")	
<b>3</b>	Glass thk. / Vetri sp. 12 mm (1/2")	
<b>02</b>	Brushed Anodized Silver / Argento Spazzolato	



**Magic2 Mix**

COMPLETE BOX KIT / KIT COMPLETO IN SCATOLA

K	Complete kit / Kit completo	
0441		Magic2 MIX UP
0442		Magic2 MIX DOWN
0443		Magic2 MIX UP
0444		Magic2 MIX DOWN
1		43 5/16" → 1 1/2"-1 9/16"
2		70 7/8" → 1 1/2"-1 9/16"
3		43 5/16" → 1 5/8"-1 3/4"
4		70 7/8" → 1 5/8"-1 3/4"
02	Brushed Anodized Silver / Argento Spazzolato	
15	Brushed Anodized Black / Nero Spazzolato	

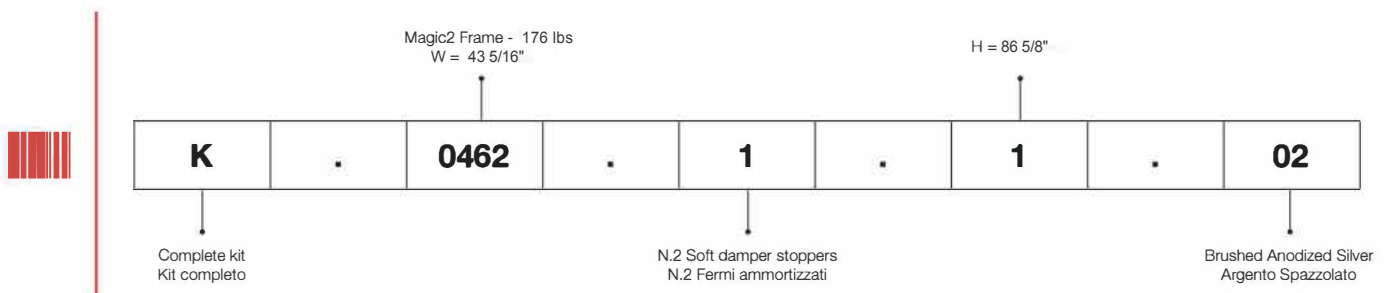


**Magic2 Uni**

COMPLETE BOX KIT / KIT COMPLETO IN SCATOLA


K	Complete kit / Kit completo	
0451		1 9/16" - 66 lbs
0452		1 3/4"-66 lbs
0453		1 9/16"-176 lbs
0454		1 3/4"-176 lbs
1		43 5/16"
2		70 7/8"
02	Brushed Anodized Silver / Argento Spazzolato	
15	Brushed Anodized Black / Nero Spazzolato	

**EXAMPLE / ESEMPIO**

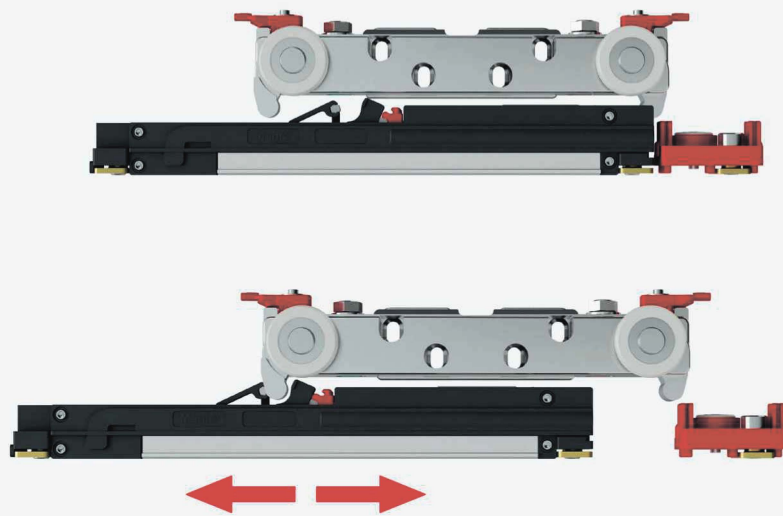


## More than 1 15/16" of damping motion

Magic<sup>2</sup> system integrates new **PATENTED** dampers with 1 15/16" of braking motion, 13/16" longer than previous version of **Magic**, while keeping the same door dimensions.



**PATENTED**





## New dampers with adjustable positioning

New **Magic<sup>2</sup>** adjustable dampers were designed to be independent from wall-spacer wheels. New dampers are suitable to be moved into the track to allow door positioning adjustment.

## New position of wall-spacer wheels

In **Magic<sup>2</sup>** system wall-spacer wheels are positioned on the door extremities. The wall-spacer wheels are so positioned in order to protect the door from wall contact, when wall surface are not plane.





## New patented adjustment system


New **Magic<sup>2</sup> PATENTED** sliding trolley integrates following door adjustments:

- Door height adjustment from floor
- Micrometric adjustment of door from wall
- Micrometric adjustment of door parallelism from wall

Door adjustments of wall distance and parallelism, are meant to compensate possible irregularities of wall. All adjustments are available in the top of sliding trolley, without removing the door.

## Practical anti-jumping system

**Magic<sup>2</sup>** sliding trolley includes two new turning anti-jumping activation elements. Turning anti-jumping activation elements are equipped with two safety levers, easy to rotate with no tools required. Safety levers, clearly visible, will have to be removed once anti-jumping system is activated in order to insert end caps.





## Silent lower guide

With the purpose of further increase sliding quality, **Magic2** system combines a reinforced lower guide in Zamak (reliable and versatile), which slides in a silent plastic profile.

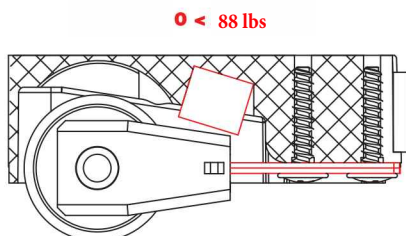
## New patented bottom wheels designed for a better sliding

New **Magic2** bottom wheels are equipped with a **PATENTED** suspension spring system and were designed with a larger diameter, bigger bearing and steel pivots. Rubber surface have been enlarged as well, in order to reinforce wheels and improve sliding quality.

An additional important **PATENTED** innovation in lower sliding system is the introduction of two padded fixed springs which can grant damping function during door motion up to **88 lbs**. Over 88 lbs of door weight and up to 176 lbs of maximum load capacity, new bottom wheels will be more flexible than previous version, with their Zamak surface to lean on a rubber internal cylinder, which act as a small shock absorber, granting more stability during sliding motion.

The **Magic2** wheels rubber have high performance:

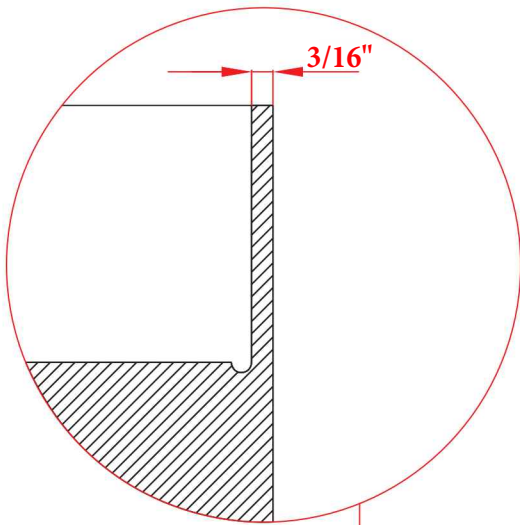
- it does not leave any trace or sign on sliding surface like floors and walls
- it does not deform over time





## Built-in sliding track with not-through milling

Upper sliding track can be installed "built-in" into a blind milling. Laterally, track's end caps won't be visible, improving even more the aesthetics of door. Door installation and adjustment are not going to be different than usual, because available on the top of the door.



# Magic2 Mix Up

PATENTED

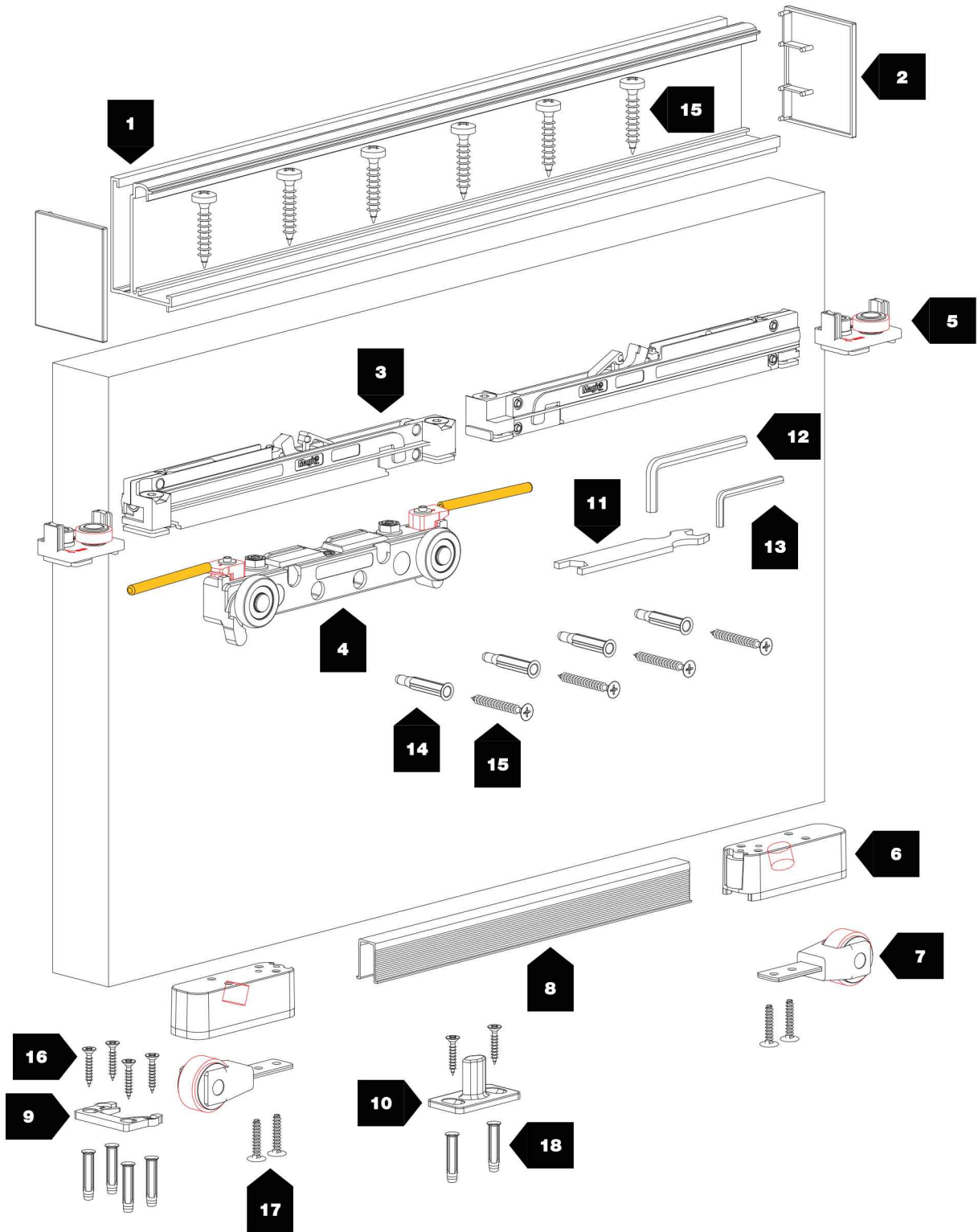
**Magic2 Mix Up** integrates all innovative features of **Magic2** system, but it also allows to use the system with economical industrial laminated panels with fixed standard height. Thanks to **Magic2 Mix Up** all additional milling processing on the upper side of the door have been eliminated. The track, indeed, is directly screwed on the top edge of the door.

With **Magic2 Mix Up** system is possible to realize standard doors with thickness from 1 1/2" to 1 3/4"









  
 1 1/2" - 1 3/4"

  
 88 lbs - 176 lbs

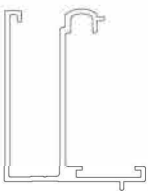
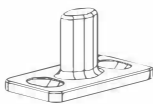
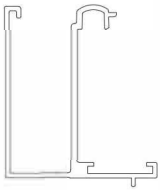

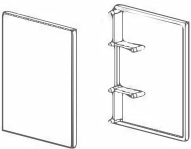

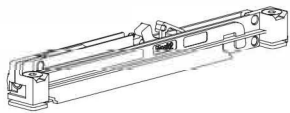


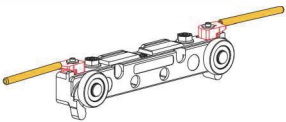


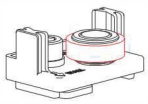


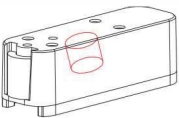


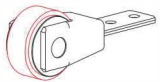


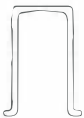

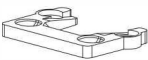
  
 3/8"



## COLORS / COLORI

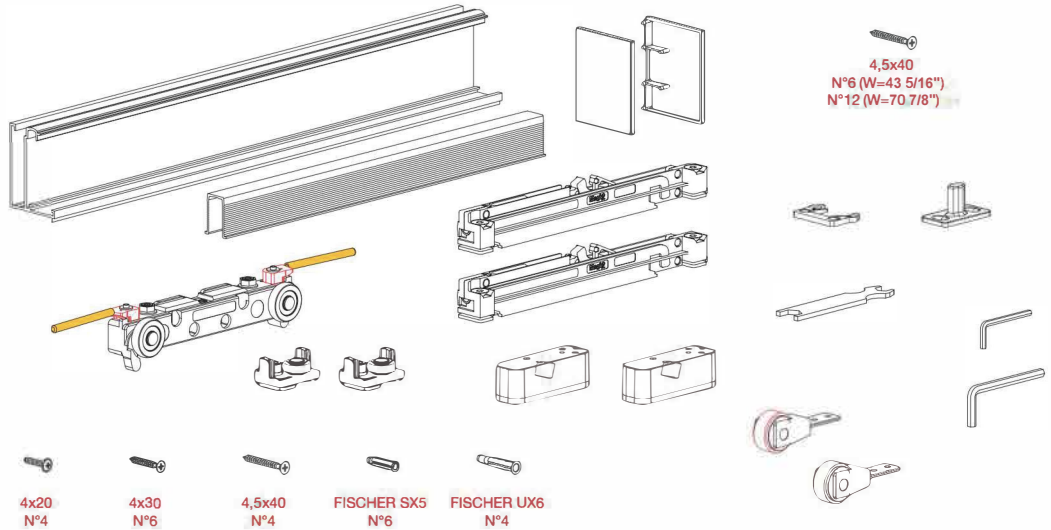
 Brushed Anodized Silver  
 Argento Spazzolato





 Brushed Anodized Black  
 Nero Spazzolato



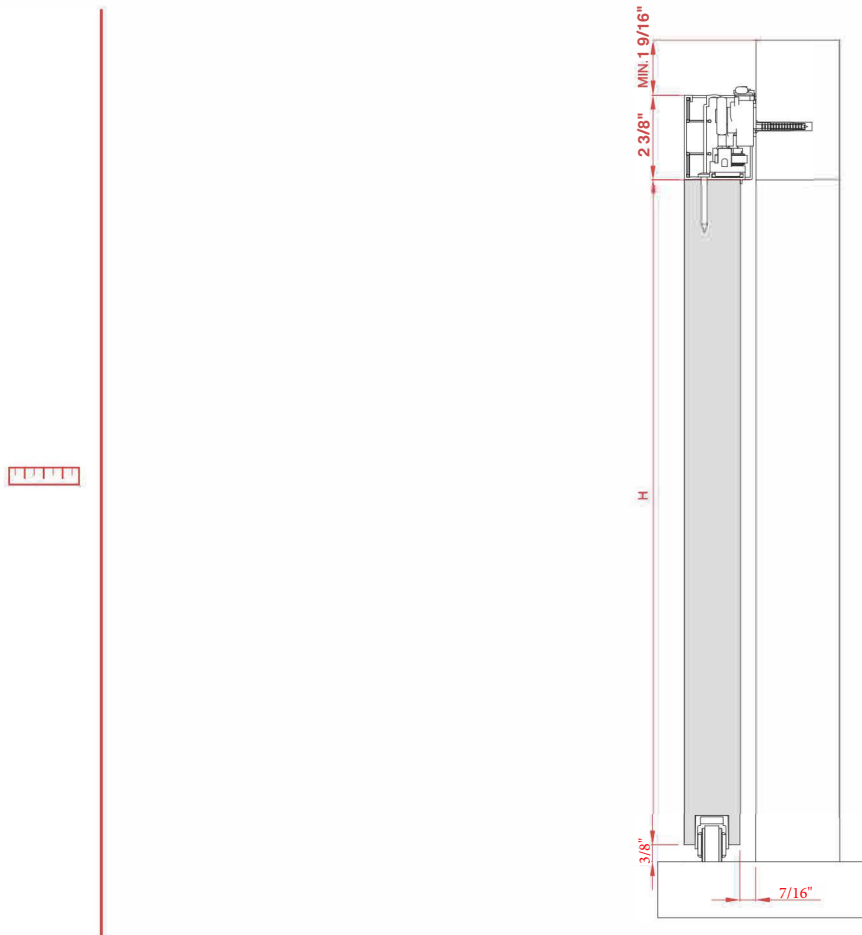
N°	Barcode	Image	kg	Dimensions	N°	Barcode	Image	kg	Dimensions
1	2870		-	1 1/2"- 1 9/16"	10	2855		-	
	2880		-	1 5/8"- 1 3/4"	11	1025		-	
2	2898		-	1 1/2"- 1 9/16"	12	538		-	
	2896		-	1 5/8"- 1 3/4"					
3	2864-40		40		13	654		-	
	2864-80		80						
4	2852		88 lbs- 176 lbs		14	FISCHER UX6		-	
5	2856		-		15	4,5x40		-	
6	2858		88 lbs- 176 lbs		16	4x30		-	
7	2857		88 lbs- 176 lbs		17	4x20		-	
8	121		-		18	FISCHER SX5		-	
9	2859		-						

-  N.2 Soft damper stoppers  
N.2 Fermi ammortizzati
-  Customizable door width  
Larghezza porta personalizzabile
-  Patented system  
Sistema brevettato



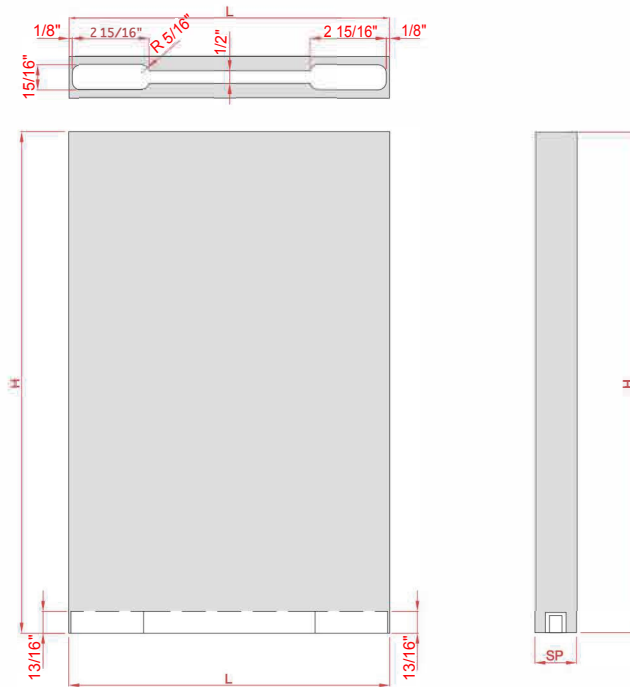
CODE	COLOURS / COLORI					
	AS	NS				
K.0441.1 <input type="checkbox"/>	.02	.15	<b>88 lbs</b>	1 1/2"-1 9/16"	43 5/16"	6x
K.0441.3 <input type="checkbox"/>	.02	.15		1 5/8"-1 3/4"		6x
K.0441.2 <input type="checkbox"/>	.02	.15		1 1/2"-1 9/16"	70 7/8"	4x
K.0441.4 <input type="checkbox"/>	.02	.15		1 5/8"-1 3/4"		4x
K.0443.1 <input type="checkbox"/>	.02	.15	<b>176 lbs</b>	1 1/2"-1 9/16"	43 5/16"	6x
K.0443.3 <input type="checkbox"/>	.02	.15		1 5/8"-1 3/4"		6x
K.0443.2 <input type="checkbox"/>	.02	.15		1 1/2"-1 9/16"	70 7/8"	4x
K.0443.4 <input type="checkbox"/>	.02	.15		1 5/8"-1 3/4"		4x

## MEASUREMENTS DESCRIPTION / DESCRIZIONE MISURE


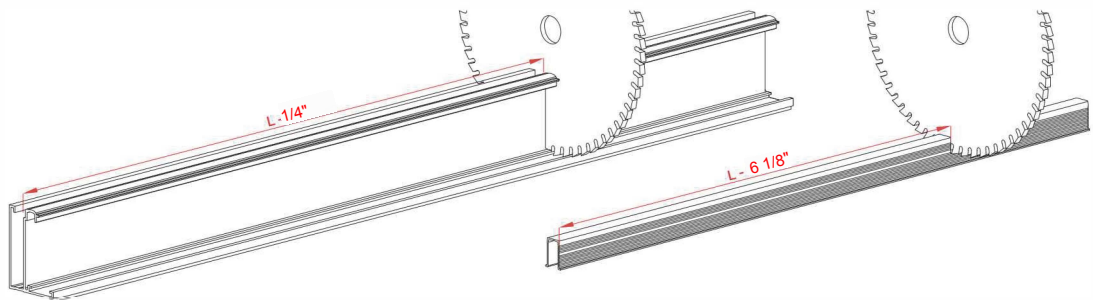




**MILLING DESCRIPTION / DESCRIZIONE DELLE LAVORAZIONI**



**PROFILES CUTTING MEASUREMENTS / MISURE DI TAGLIO DEI PROFILI**




ART. 2898  
ART. 2896

ART. 2870 - ART. 2880

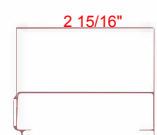
ART. 2898  
ART. 2896



ART. 2858

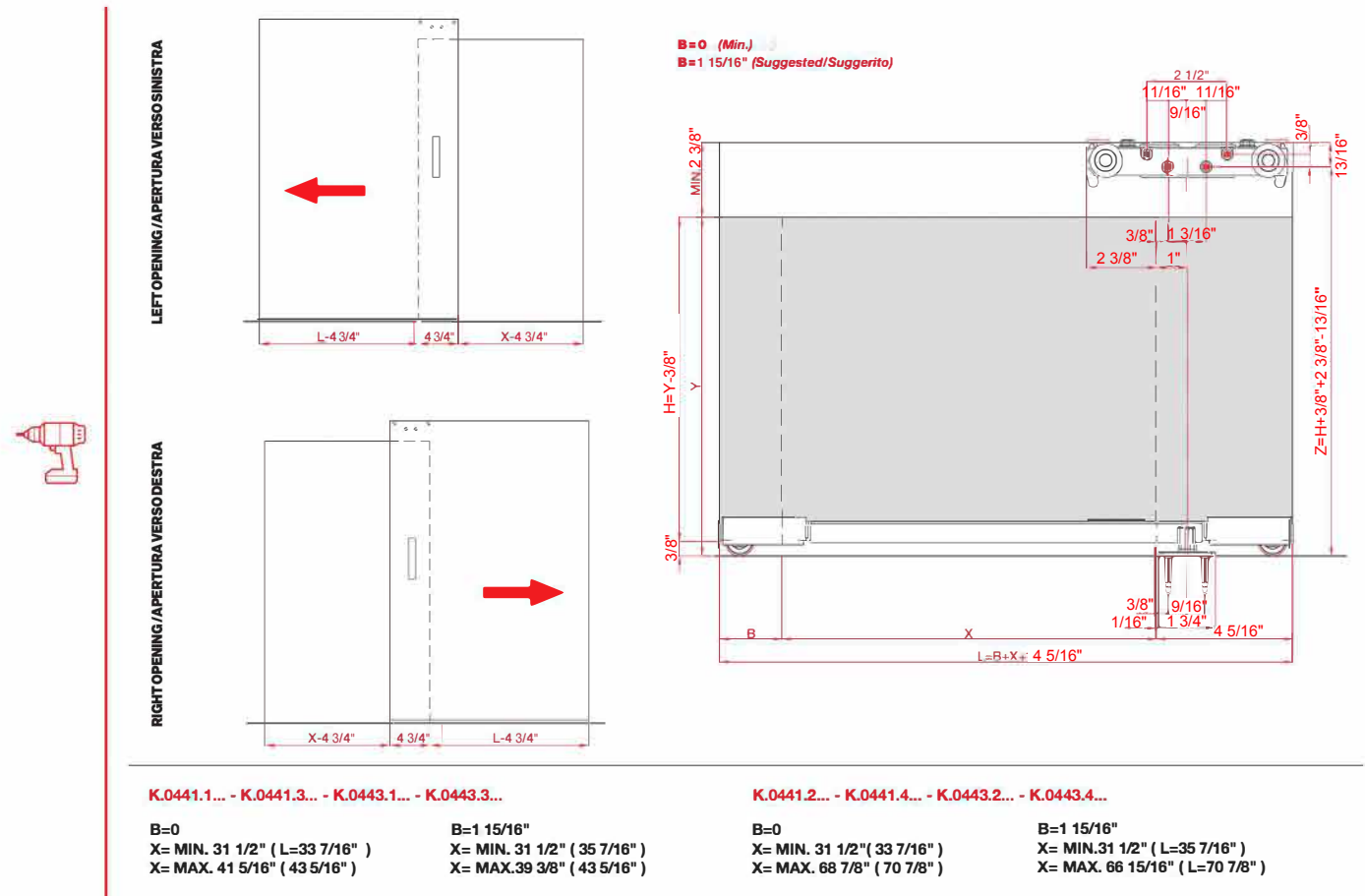


ART. 121

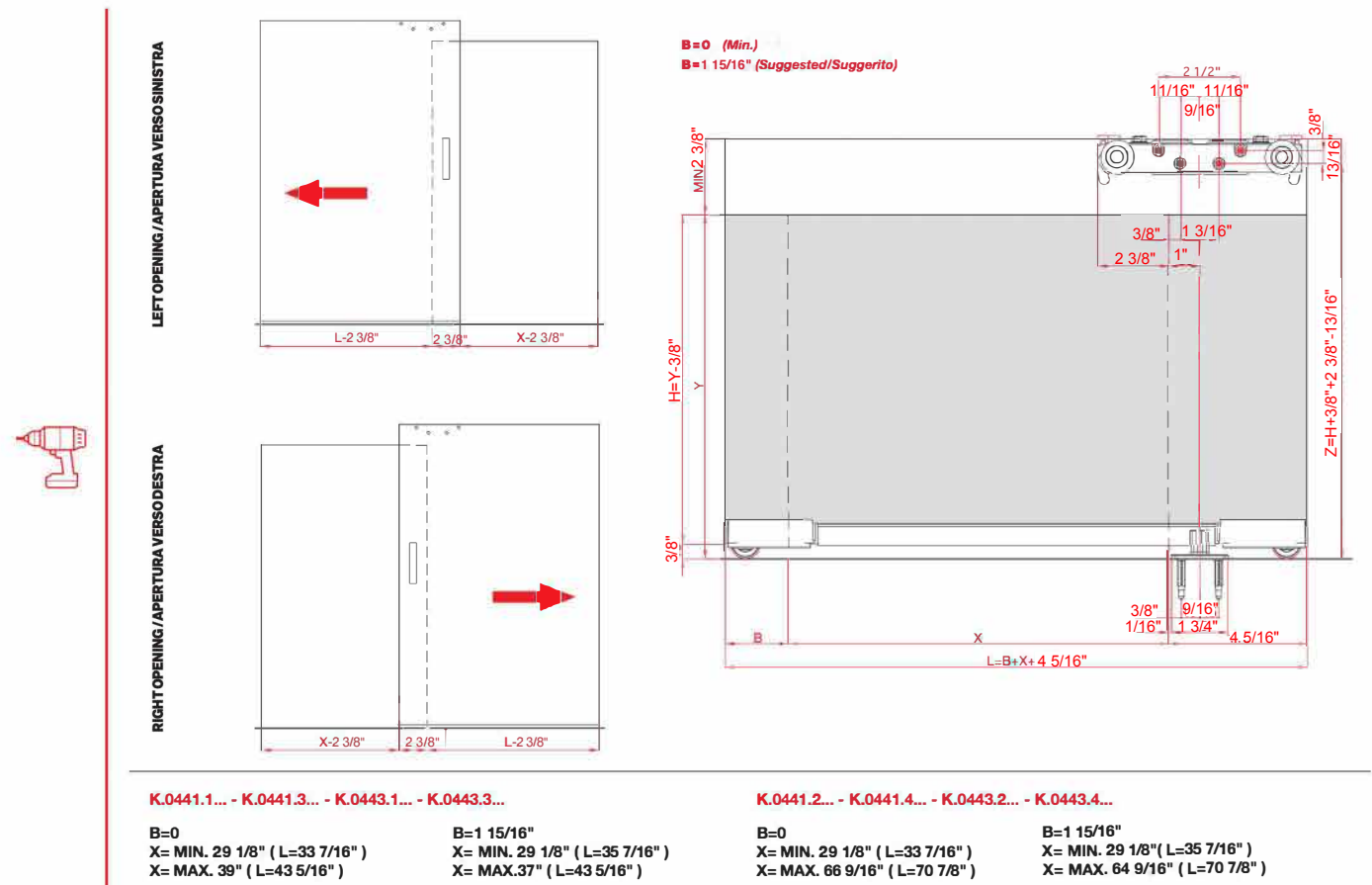


ART. 2858

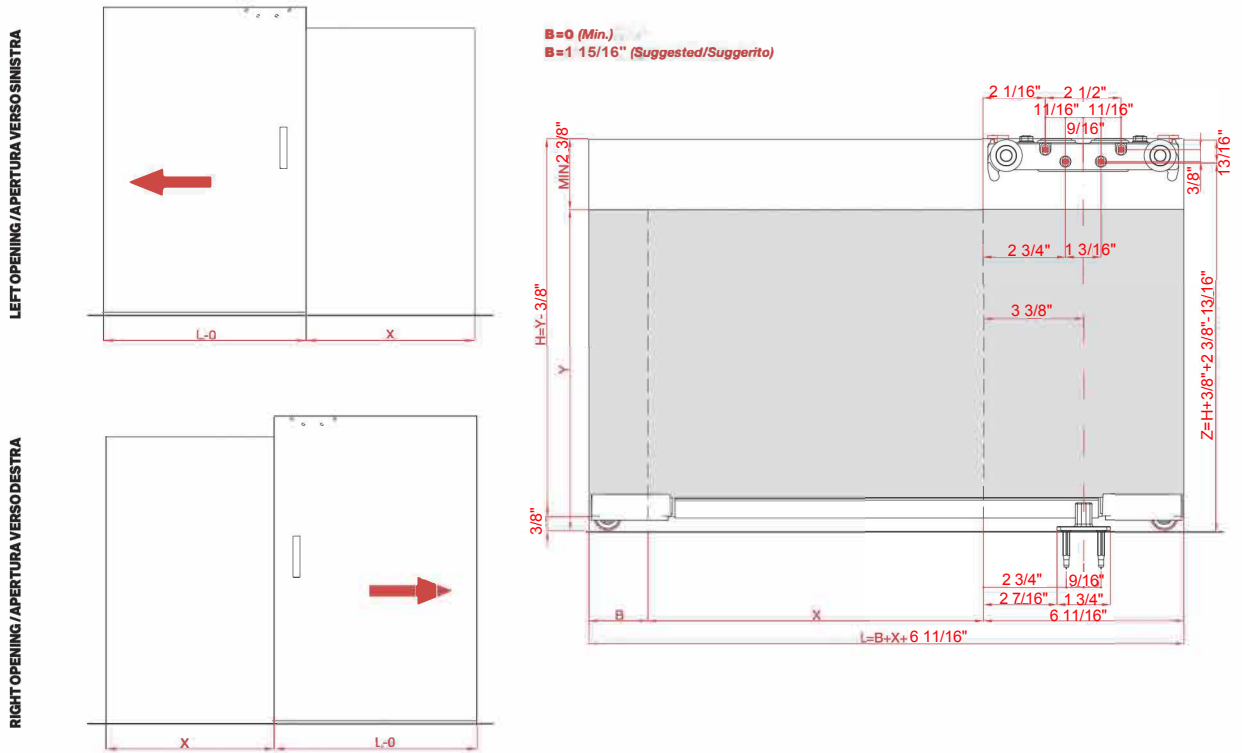
## ACCESSORIES PLACEMENT (STANDARD POSITION) / POSIZIONAMENTO DEGLI ACCESSORI (POSIZIONE STANDARD)



## ACCESSORIES PLACEMENT (INTERMEDIATE POSITION) / POSIZIONAMENTO DEGLI ACCESSORI (POSIZIONE INTERMEDIA)



**ACCESSORIES PLACEMENT (TOTAL OPENING POSITION) / POSIZIONAMENTO DEGLI ACCESSORI (POSIZIONE APERTURA TOTALE)**



K.0441.1... - K.0441.3... - K.0443.1... - K.0443.3...

B=0  
 X= MIN. 26 3/4" (L=33 7/16")  
 X= MAX. 36 5/8" (L=43 5/16")

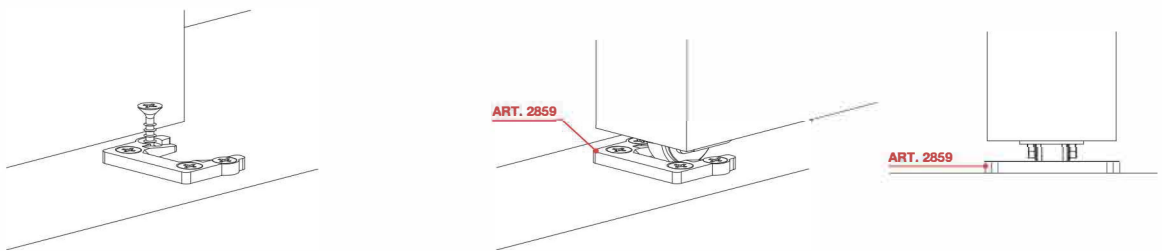
B=50  
 X= MIN. 26 3/4" (L=35 7/16")  
 X= MAX. 34 5/8" (L=43 5/16")

K.0441.2... - K.0441.4... - K.0443.2... - K.0443.4...

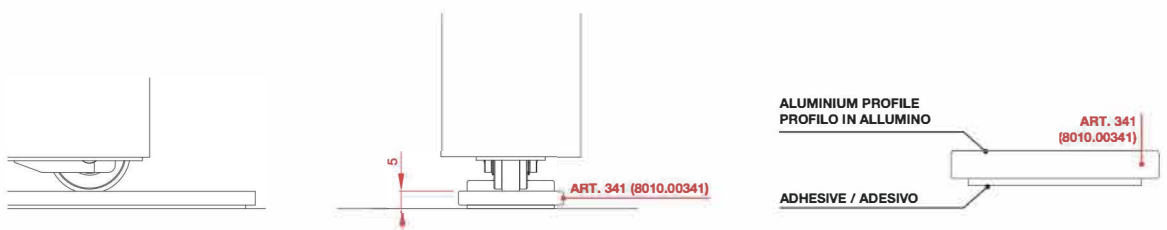
B=0  
 X= MIN. 26 3/4" (L=33 7/16")  
 X= MAX. 64 3/16" (L=70 7/8")

B=1 15/16"  
 X= MIN. 26 3/4" (L=35 7/16")  
 X= MAX. 62 3/16" (L=70 7/8")

**ART. 2859 - END STOPPER / FINE CORSA**



**ALUMINIUM TRACK FOR IRREGULAR FLOOR  
 PROFILO IN ALLUMINIO PER PAVIMENTAZIONE IRREGOLARE**



ART. 341  
 8 01 0.00341



## **Milcasa Store**

[www.milcasastore.com](http://www.milcasastore.com)  
[support@milcasastore.com](mailto:support@milcasastore.com)

(888) MILCASA  
(888) 645-2272