



MILCASA
S T O R E

Magi^Q Mix Down

The original invisible sliding doors system
Il sistema invisibile originale per porte scorrevoli



Tracks / Binari

ALUMINUM FINISHES CODES / CODICI FINITURE ALLUMINIO



8 ... 0.0

01 • (Anodized Silver / Argento - A)	13 • (Brushed Anodized Dark Brown / E3 Spazzolato - E3S)	17 • (Brushed Anodized Nickel / Nichel Spazzolato - NKS)
02 • (Brushed Anodized Silver / Argento Spazzolato - AS)	14 • (Anodized Black / Nero - N)	25 • (Brushed Anodized Graphite / Grafite Spazzolato - GRFS)
12 • (Anodized Dark Brown / E3 - E3)	15 • (Brushed Anodized Black / Nero Spazzolato - NS)	26 • (Anodized Graphite / Grafite - GRF)


01 - 02 STANDARD / 12 - 13 - 14 - 15 - 17 - 25 - 26 SPECIAL

Magic2

COMPLETE BOX KIT / KIT COMPLETO IN SCATOLA



K Complete kit / Kit completo

0031  Magic2 - Wood
Magic2 - Legno

1  43 5/16"

2  70 7/8"

01 Standard Finish / Finitura Standard

Magic2 Frame

COMPLETE BOX KIT / KIT COMPLETO IN SCATOLA



K Complete kit / Kit completo

0461  59 1/16" - **176 lbs**

0462  43 5/16" - **176 lbs**

1 N.2 Soft damper stoppers
N.2 Fermi ammortizzati

1  86 5/8"

2  102 3/8"

3  118 1/8"

02 Brushed Anodized Silver / Argento Spazzolato

13 Brushed Anodized Dark Brown / E3 Spazzolato

15 Brushed Anodized Black / Nero Spazzolato

17 Brushed Anodized Nickel / Nichel Spazzolato


25 Brushed Anodized Graphite / Grafite Spazzolato

Magic2 Vetro

COMPLETE BOX KIT / KIT COMPLETO IN SCATOLA



K Complete kit / Kit completo

0041  43 5/16" - **176 lbs**

0042  70 7/8" - **176 lbs**

1 Glass thk. / Vetri sp. 8 mm (5/16")

2 Glass thk. / Vetri sp. 10 mm (3/8")

3 Glass thk. / Vetri sp. 12 mm (1/2")

02 Brushed Anodized Silver / Argento Spazzolato

Magic2 Mix

COMPLETE BOX KIT / KIT COMPLETO IN SCATOLA



K	Complete kit / Kit completo	
0441		Magic2 MIX UP
0442		Magic2 MIX DOWN
0443		Magic2 MIX UP
0444		Magic2 MIX DOWN
1		43 5/16" → ← 1 1/2"-1 9/16"
2		70 7/8" → ← 1 1/2"-1 9/16"
3		43 5/16" → ← 1 5/8"-1 3/4"
4		70 7/8" → ← 1 5/8"-1 3/4"
02	Brushed Anodized Silver / Argento Spazzolato	
15	Brushed Anodized Black / Nero Spazzolato	

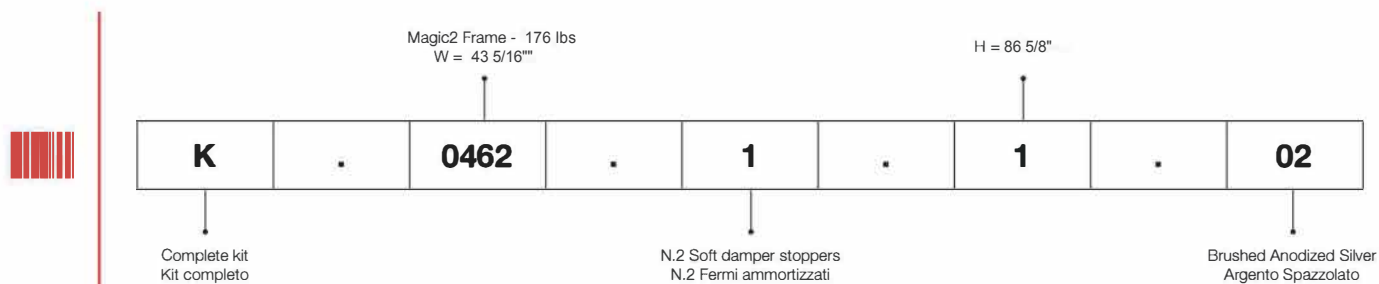
Magic2 Uni

COMPLETE BOX KIT / KIT COMPLETO IN SCATOLA




K	Complete kit / Kit completo	
0451		1 9/16"-66 lbs
0452		1 3/4"-66 lbs
0453		1 9/16"-176 lbs
0454		1 3/4"-176 lbs
1		43 5/16"
2		70 7/8"
02	Brushed Anodized Silver / Argento Spazzolato	
15	Brushed Anodized Black / Nero Spazzolato	

EXAMPLE / ESEMPIO

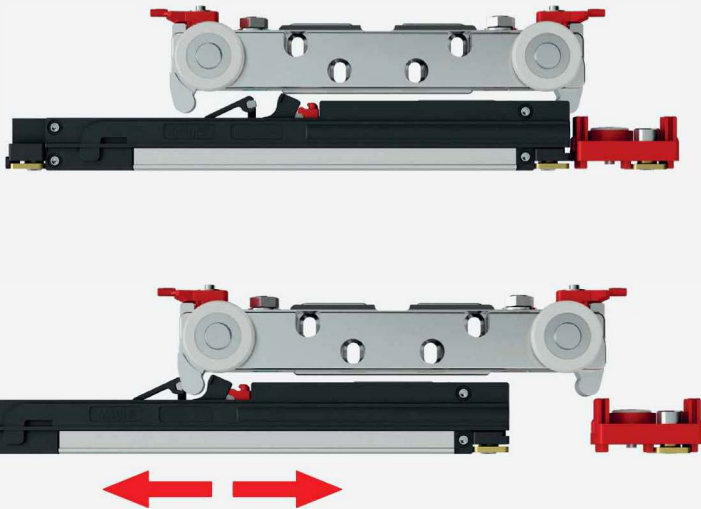


More than 1 15/16" of damping motion

Magic2 system integrates new **PATENTED** dampers with 1 15/16" of braking motion, 13/16" longer than previous version of Magic, while keeping the same door dimensions.



PATENTED




New dampers with adjustable positioning

New **Magic2** adjustable dampers were designed to be independent from wall-spacer wheels. New dampers are suitable to be moved into the track to allow door positioning adjustment.

New position of wall-spacer wheels

In **Magic2** system wall-spacer wheels are positioned on the door extremities. The wall-spacer wheels are so positioned in order to protect the door from wall contact, when wall surface are not plane.





New patented adjustment system


New **Magic² PATENTED** sliding trolley integrates following door adjustments:

- Door height adjustment from floor
- Micrometric adjustment of door from wall
- Micrometric adjustment of door parallelism from wall

Door adjustments of wall distance and parallelism, are meant to compensate possible irregularities of wall. All adjustments are available in the top of sliding trolley, without removing the door.

Practical anti-jumping system

Magic² sliding trolley includes two new turning anti-jumping activation elements. Turning anti-jumping activation elements are equipped with two safety levers, easy to rotate with no tools required. Safety levers, clearly visible, will have to be removed once anti-jumping system is activated in order to insert end caps.





Silent lower guide

With the purpose of further increase sliding quality, **Magic2** system combines a reinforced lower guide in Zamak (reliable and versatile), which slides in a silent plastic profile.

New patented bottom wheels designed for a better sliding

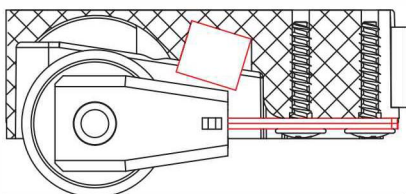
New **Magic2** bottom wheels are equipped with a **PATENTED** suspension spring system and were designed with a larger diameter, bigger bearing and steel pivots. Rubber surface have been enlarged as well, in order to reinforce wheels and improve sliding quality.

An additional important **PATENTED** innovation in lower sliding system is the introduction of two padded fixed springs which can grant damping function during door motion up to 88 lbs. Over 88 lbs of door weight and up to 176 lbs of maximum load capacity, new bottom wheels will be more flexible than previous version, with their Zamak surface to lean on a rubber internal cylinder, which act as a small shock absorber, granting more stability during sliding motion.

The **Magic2** wheels rubber have high performance:

- it does not leave any trace or sign on sliding surface like floors and walls
- it does not deform over time

0 < 88 lbs

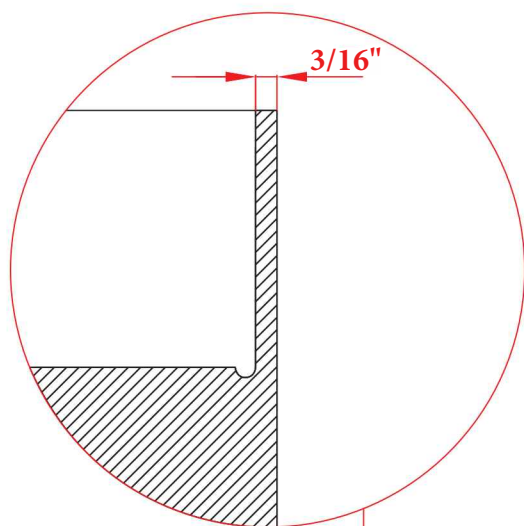


Built-in sliding track with not-through milling

Upper sliding track can be installed "built-in" into a blind milling. Laterally, track's end caps won't be visible, improving even more the aesthetics of door. Door installation and adjustment are not going to be different than usual, because available on the top of the door.

Binario incassato in fresata non passante

Il binario superiore può essere incassato in una fresata cieca. Lateralmente non saranno visibili i tappi del binario, migliorando ulteriormente l'estetica della porta. L'installazione e regolazione della porta non variano perché le regolazioni si effettuano dal lato superiore della porta.



Magic2 Mix Down

PATENTED

Magic2 Mix Down integrates all innovative features of **Magic2** system, but it also allows to use the system with economical industrial laminated panels with fixed standard height. Thanks to **Magic2 Mix Down** all additional milling processing on the lower side of the door have been eliminated. The track, indeed, is directly screwed on the bottom edge of the door.

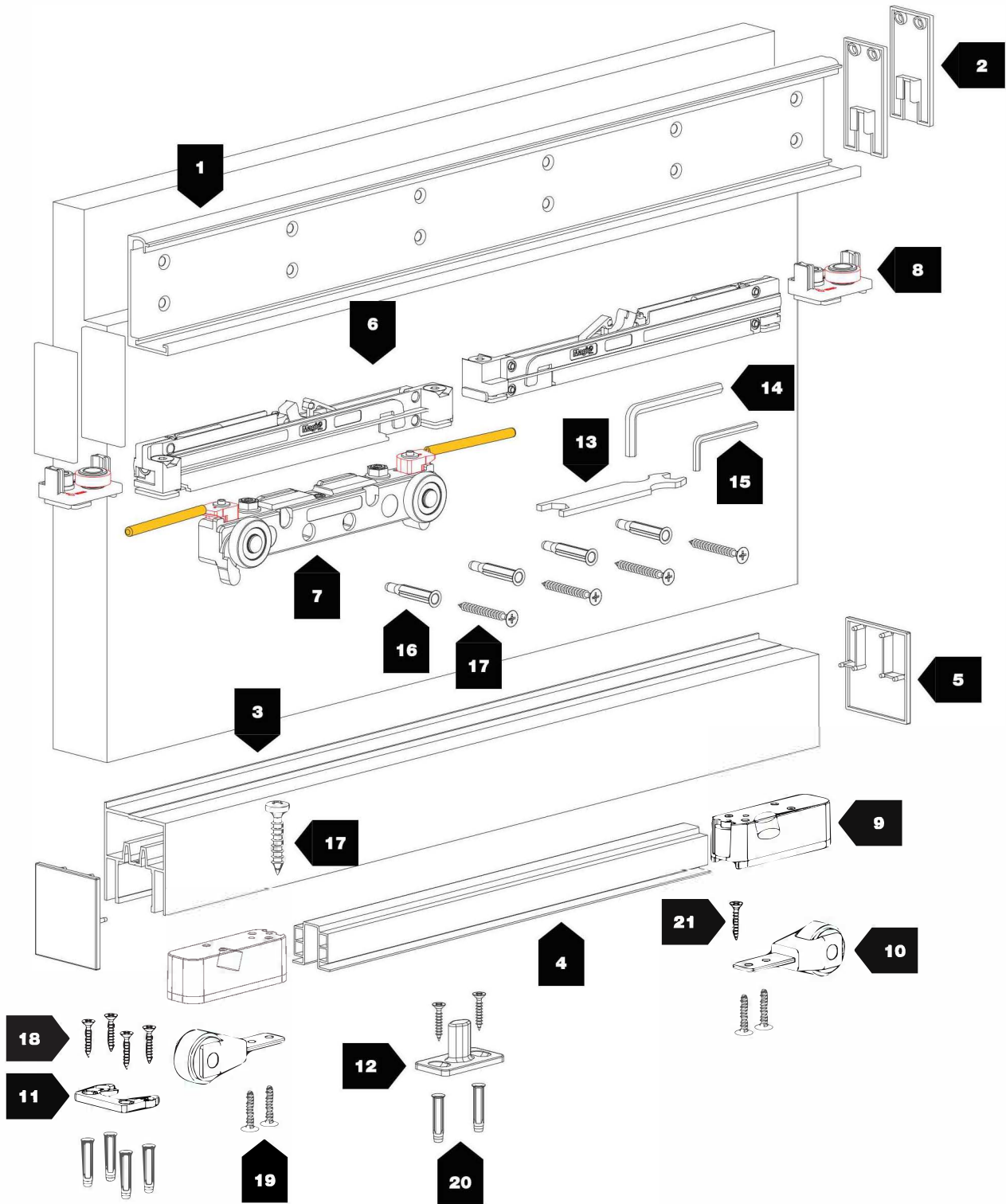
With **Magic2 Mix Down** system is possible to realize standard doors with thickness from 1 1/2" to 1 3/4".





Magic2 MixDown

Magic2 system with no additional lower milling on the door
Il sistema Magic2 senza lavorazioni inferiori sulla porta




1 1/2" - 1 3/4"


88 lbs - 176 lbs





3/8"

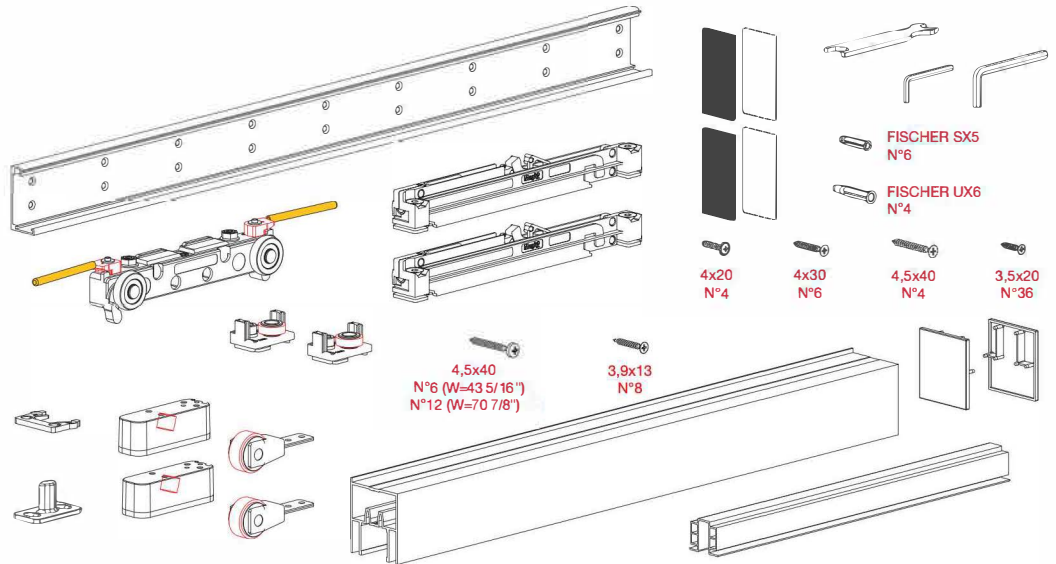
COLORS / COLORI

 Brushed Anodized Silver
Argento Spazzolato

 Brushed Anodized Black
Nero Spazzolato

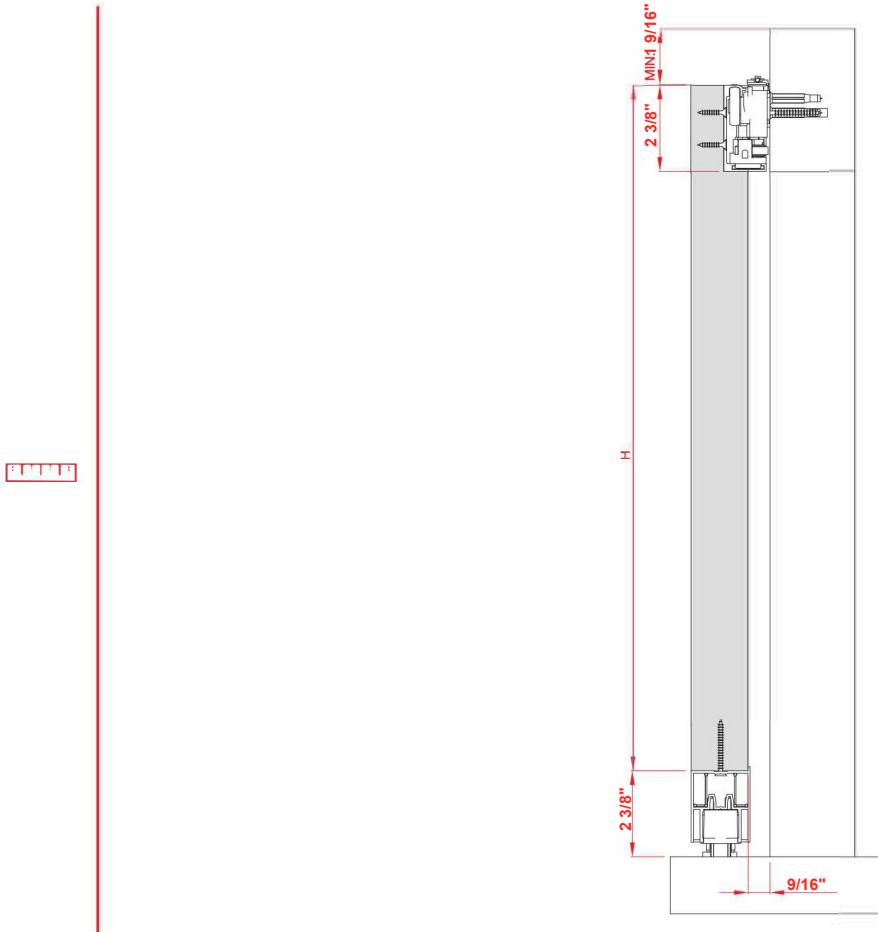
N°	Barcode	Image	kg	Dimensions	N°	Barcode	Image	kg	Dimensions
1	2850		-		10	2857		88 lbs- 176 lbs	
2	2851/A		-		11	2859		-	
	2851/N								
3	2888		-	1 1/2"- 1 9/16"	12	2855		-	
	2890		-	1 5/8"- 1 3/4"	13	1025		-	
4	2860		-		14	538		-	
5	2894		-	1 1/2"- 1 9/16"	15	654		-	
	2892		-	1 5/8"- 1 3/4"	16	FISCHER UX6		-	
6	2864-40		40		17	4,5x40		-	
	2864-80		80		18	4x30		-	
7	2852		88lbs- 176 lbs		19	4x20		-	
8	2856		-		20	FISCHER SX5		-	
9	2858		88 lbs- 176 lbs		21	3,9x13		-	

-  N.2 Soft damper stoppers
N.2 Fermi ammortizzati
-  Customizable door width
Larghezza porta personalizzabile
-  Patented system
Sistema brevettato

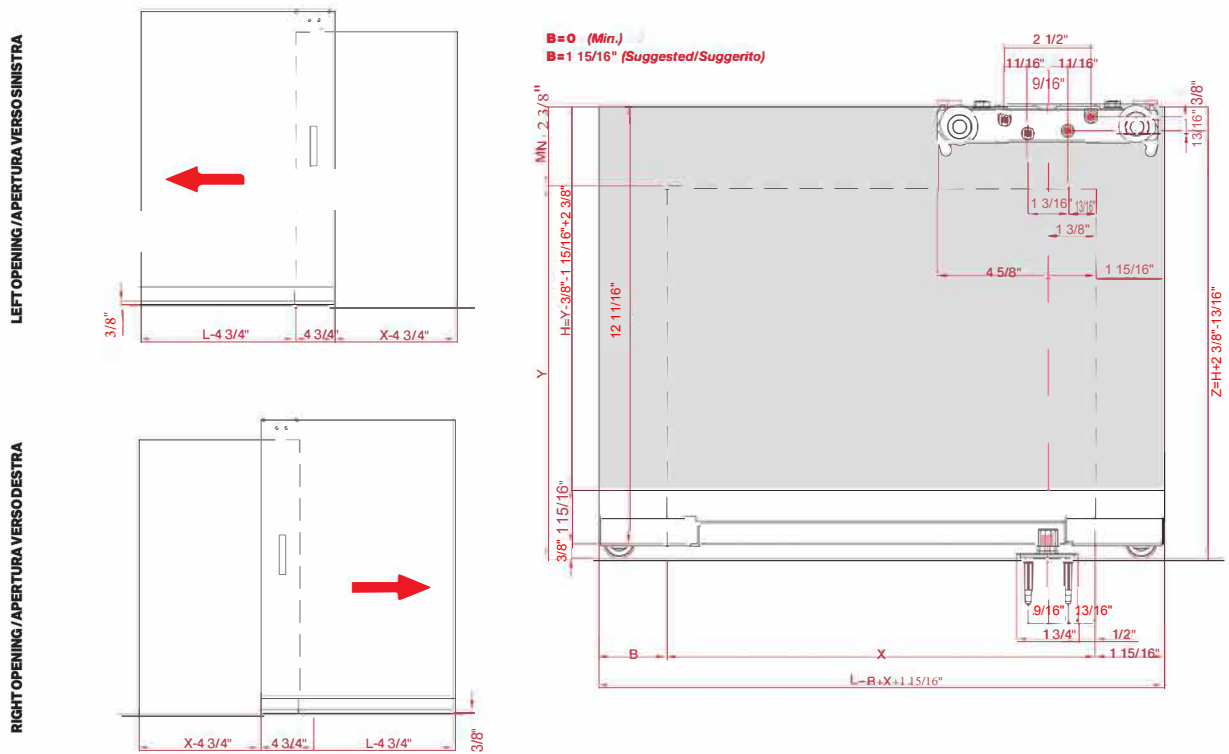


CODE	COLOURS / COLORI					
	AS	NS				
K.0442.1 <input type="text"/>	.02	.15	88 lbs	1 1/2"-1 9/16"	43 5/16"	6x
K.0442.3 <input type="text"/>	.02	.15		1 5/8"-1 3/4"		6x
K.0442.2 <input type="text"/>	.02	.15		1 1/2"-1 9/16"	70 7/8"	4x
K.0442.4 <input type="text"/>	.02	.15		1 5/8"-1 3/4"		4x
K.0444.1 <input type="text"/>	.02	.15	176 lbs	1 1/2"-1 9/16"	43 5/16"	6x
K.0444.3 <input type="text"/>	.02	.15		1 5/8"-1 3/4"		6x
K.0444.2 <input type="text"/>	.02	.15		1 1/2"-1 9/16"	70 7/8"	4x
K.0444.4 <input type="text"/>	.02	.15		1 5/8"-1 3/4"		4x

MEASUREMENTS DESCRIPTION / DESCRIZIONE MISURE



ACCESSORIES PLACEMENT (STANDARD POSITION) / POSIZIONAMENTO DEGLI ACCESSORI (POSIZIONE STANDARD)



K.0442.1... - K.0442.3... - K.0444.1... - K.0444.3...

B=0
X= MIN. 31 1/2" (L=33 7/16")
X= MAX. 41 5/16" (L=43 5/16")

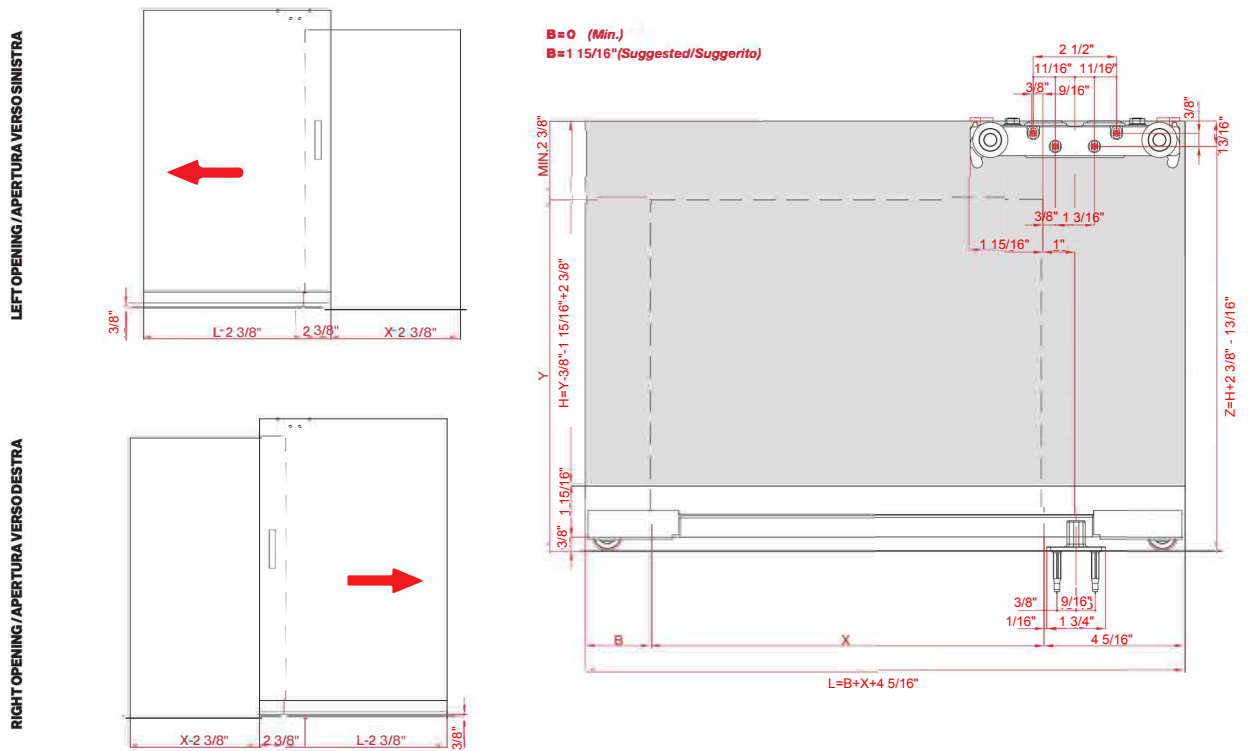
B=1 15/16"
X= MIN. 31 1/2" (35 7/16")
X= MAX. 39 3/8" (L=43 5/16")

K.0442.2... - K.0442.4... - K.0444.2... - K.0444.4...

B=0
X= MIN. 31 1/2" (33 7/16")
X= MAX. 6B 7/8" (L=70 7/8")

B=1 15/16"
X= MIN. 31 1/2" (L=35 7/16")
X= MAX. 66 15/16" (L=70 7/8")

ACCESSORIES PLACEMENT (INTERMEDIATE POSITION) / POSIZIONAMENTO DEGLI ACCESSORI (POSIZIONE INTERMEDIA)



K.0442.1... - K.0442.3... - K.0444.1... - K.0444.3...

B=0
X= MIN. 29 1/8" (L=33 7/16")
X= MAX. 39" (L=43 5/16")

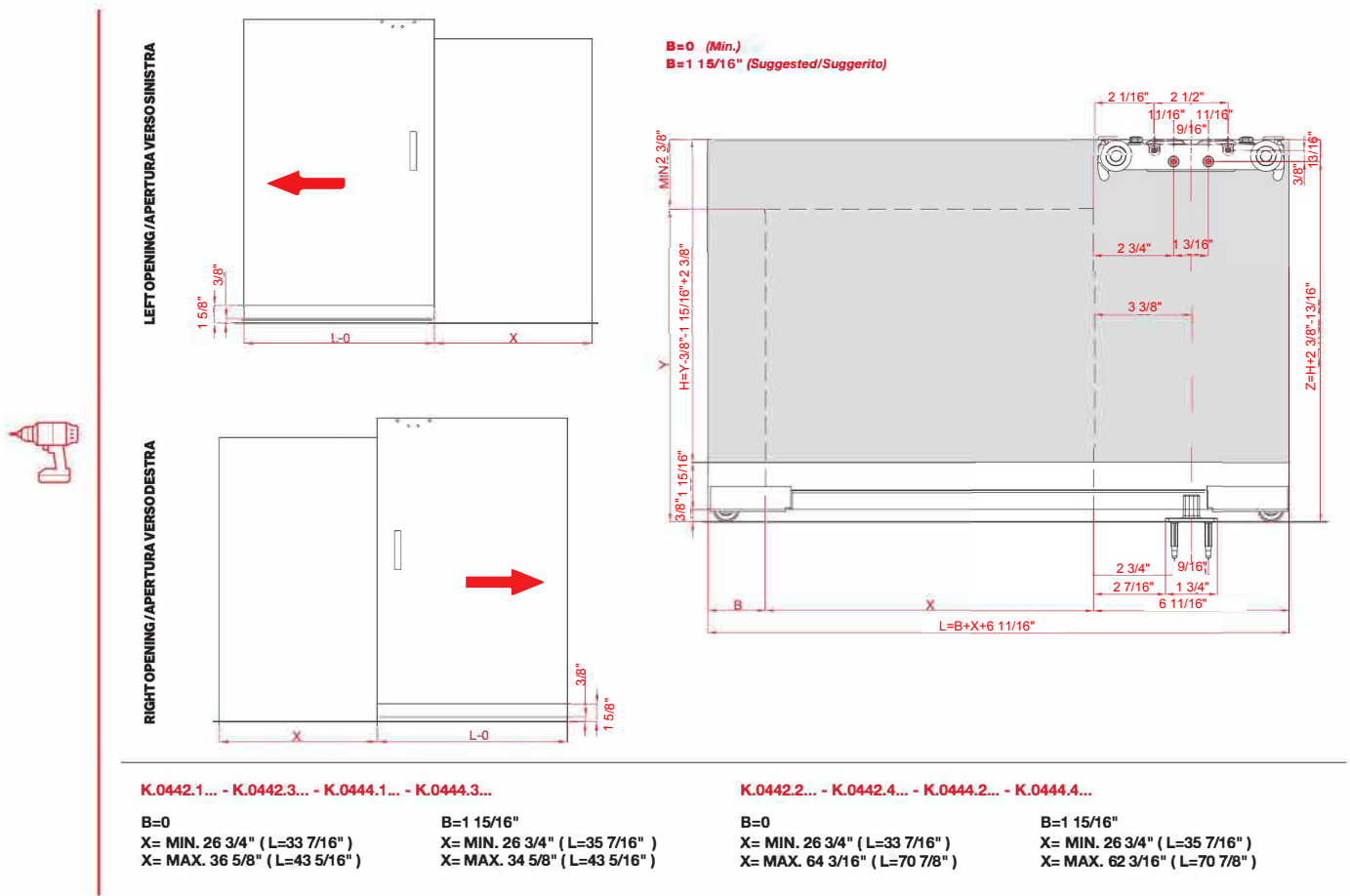
B=1 15/16"
X= MIN. 29 1/8" (L=35 7/16")
X= MAX. 37" (L=43 5/16")

K.0442.2... - K.0442.4... - K.0444.2... - K.0444.4...

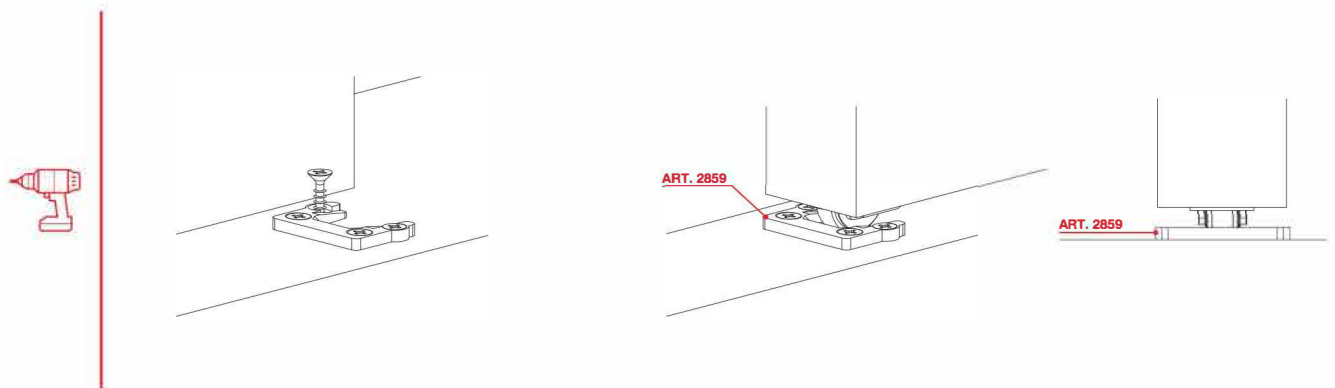
B=0
X= MIN. 29 1/8" (L=33 7/16")
X= MAX. 66 9/16" (L=70 7/8")

B=1 15/16"
X= MIN. 29 1/8" (L=35 7/16")
X= MAX. 64 9/16" (L=70 7/8")

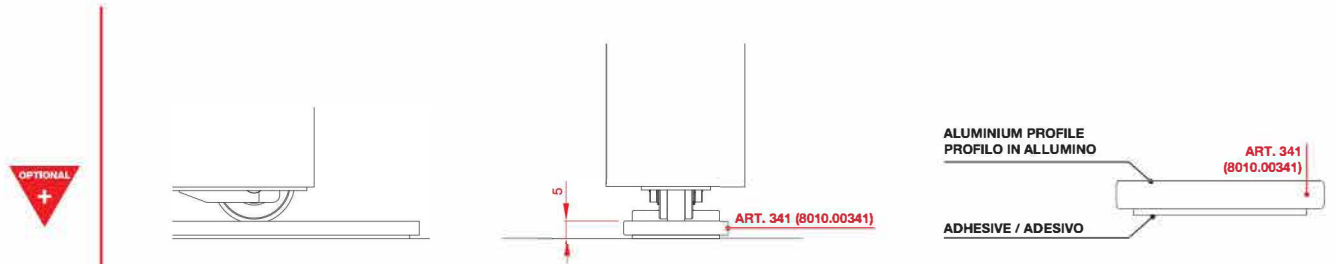
ACCESSORIES PLACEMENT (TOTAL OPENING POSITION) / POSIZIONAMENTO DEGLI ACCESSORI (POSIZIONE APERTURA TOTALE)



ART. 2859 - END STOPPER / FINE CORSA



**ALUMINIUM TRACK FOR IRREGULAR FLOOR
 PROFILO IN ALLUMINIO PER PAVIMENTAZIONE IRREGOLARE**



ART. 341
 8 01 0 .00341



Milcasa Store

www.milcasastore.com
support@milcasastore.com

(888) MILCASA
(888) 645-2272