



A


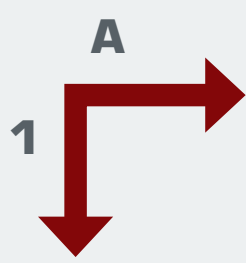
B

C


D

E

MOUNTING SCREWS & ALIGNMENT PINS



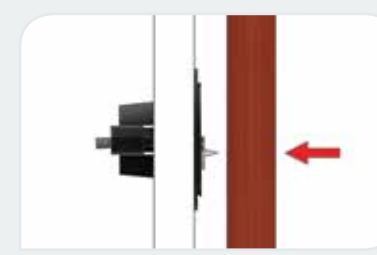
Mounting Screw



Mounting Bolts



More Applications



Alignment Pins

1

ZEROS

Quickly Mount Light Items Straight Into Place, to Walls, Panel and Furring



Blue Zero with 5/16" Mounting Screws



Blue Zero / Mounting Screws mount removable panels



Blue Zero / Mounting Bolt Install complex art & panel designs to drywall



Green Glide Triangle & Zero Push in soffit



Zero Alignment Pins

2

ZERO SIDE MOUNTS

Quickly Mount Light Items to a Side Support Panel



Zero Side Mount with 5/16" Mounting Screws



Zero Side Mount / Mounting Screws Removable ADA panels



Zero Side Mount / Mounting Screws Snap In place cabinet soffits



Zero Side Mount / Mounting Screws Replaceable tack boards



Zero Side Mounts / Zero Alignment Pins

3

GREEN GLIDE

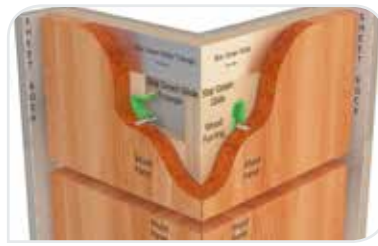
For Precision CNC Mounting of Heavy Removable Items to Walls and Panels



Green Glide with 5/16" Mounting Screws



Green Glides Complex panels on furring systems



Green Glide Triangle 90 degree corners



Green Glide / Mounting Screws Removable fixture panels



Green Glides / 5/16" Alignment Pins

4

LOCKS

General Use Clip that compression fits into a 1" drilled hole for both Shop & Field



Lock with 3/16" Mounting Screws



Mounting Screws Onsite installed wood panels to furring



Locks / Mounting bolt Wood panels. Quick and removable mounting to drywall panels



Locks / Mounting Plates Rivnut to mount items to steel sheets



Locks / 3/16" Alignment Pins

5

STAR 1-3/8" HANGER

Heavy Duty Fasteners for Mounting Panels Directly to Drywall




1-3/8" Star Hanger with 3/16" Mounting Screws



Mounting Screws Removable heavy wood panels to drywall



Mounting Bolt Removable hardware to drywall



Mounting Screws Removable acoustical panels to drywall



3/16" Alignment Pins

6

ROUTED KEY SLOTS

Economical Fasteners for Mounting Lighter Panels, Art, or Mirror Frame



Routed Key Slots



Key Slots / Mounting Screws Light wood panels to furring



Key Slots / Mounting Bolt A variety of woodwork to drywall



Key Slots / Mounting Plates Complex art work to drywall



Key Slots / 5/16" Alignment Pins

7

COMMERCIAL SURFACE FASTENERS

Heavy Duty and Improved Versions of Traditional Fasteners




S Clip / Furring Strips Adjustable upgrade to traditional z clips



Green Glide Triangle / Locking Caps High vibration resistance



Backsplash Dowels Mechanically connects backsplash to countertops



Ceiling Clips Overhead ceiling panels to furring



Countertop Bolt Quickly pulls heavy countertops together

8

CABLE CONNECTORS FOR PANELS & CLOUDS

Hardware for Mounting and Hanging Ceiling Panels and Clouds



Cloud Hanger Connects hanging cloud panels to cable



1/8" Cable Swage Fork Connects hardware to structure



Ball Connector Connects cable to threaded rod at ceiling



Concrete Screw Connects cable to concrete structure



Complete System Fully assembled ceiling cloud

9

INSTALL TO WALLS (VERTICALLY)

A

B

C

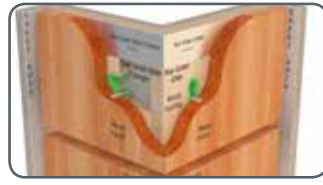
D

1

MOUNT TO FURRING SYSTEMS

This category is designed for precise installation of wood panels, signage, and complex wall hung art work, onto a layer of wood furring. AWI Premium Grade.

PLANT FABRICATED



Green Glide & Triangle
High precision, high strength, CNC cut, pre-engineered soffits & furring systems.



S Clip
Routed pockets, pre-engineered, CNC cut, panel & furring systems.



Green Glide Triangle with locking caps, high resistance to vibration, for Elevator, RV, Yachts, Soffits.

2

FIELD FABRICATED



Routed Key
Low cost solution for all panel & furring systems.



Lock
Slides down to lock in place, strong, 1" hole, uses 3/16" Alignment Pins.



S Clips Surface mounted, when mated, the clips have a 1-1/2" x 1-1/2" hole pattern, uses S Alignment Clips.

3

MOUNT TO SHEETROCK

Fasteners locations can be pre-machined or sent to the field for preparation. Allowing for strong, fast and removable installation of Panels, Frames, Mantels, Column, Signage, Solid Surface, Artwork. AWI Custom Grade.

PLANT FABRICATED



Mounting Bolt, Lock, Snaptoggle A quick method to securely mount heavy art and panels, uses 3/16" Alignment Pins.



Mounting Bolt, Routed Key, Snaptoggle Slots can be plant routed into wood or solid surface; uses 3/16" Alignment Pins.



Zero, Mounting Bolt, Snaptoggle Allows for closely spaced items to be snapped straight into place.

4



Mounting Bolt, Snaptoggle, Key Hole Slides straight down or at an angle to mount Corian panel, uses 3/16" Alignment.



J Rail, Zero Side Mount Supports ADA units and removable panels.



Lock, Mounting Bolt, Snaptoggle Slides down to lock in place, strong connection, uses 1" field drilled hole; uses 3/16" Alignment Pins.

5



Zero, Mounting Bolt, Snaptoggle Allows heavy fabric panels to be securely and evenly set in place and remain removable.



Star Lock: Items can be shop prepped for quick field installation.

FIELD FABRICATED



Star 1-3/8" Hanger Strong, fast, removable method for attaching heavy panels; uses 3/16" Alignment Pins.



Zero Side Mount, Mounting Bolt, Snaptoggle Fast, method for attaching columns and mantels; uses the Zero Alignment Pin.



Lock, Mounting Bolt, Drywall Snaptoggle Bolts only need 1/2" hole in drywall, locks using 1" hole; uses 3/16" Alignment Pins.



Star Lock, Mounting Bolt Quickly mount heavy signage & art.

6



Star Zero Bolt, Snaptoggle, Zero Quickly mounts moulding with no surface nailing.



Star 1-3/8" Hanger, Ceiling Clip Field mounted wood soffits to drywall.



Star 1-3/8" Hanger, Mounting Bolt Allows heavy hardware like TVs to be clipped into place.



S Clips & S Clip Bars Traditional method for mounting panels directly to drywall.

7

MOUNT TO STEEL SHEET

Mounting Bolts and Rivnuts allow for quick, strong, mechanical connections, for Elevator Panels, Trim, Frames, Signage and Art Work to be mechanically, strongly and quickly fastened to steel sheets.

PLANT FABRICATED



Lock, Mounting Bolt, Rivnut Panels as thin as 1/2" can be shop prepared for field installation; uses 3/16" Alignment Pins.

FIELD FABRICATED



S Clip, Tapped Traditional clips can also be quickly drilled and tapped in the field; uses S Clip Alignment Clips.

8

MOUNT TO WOOD PANELS

These fasteners have all been shown above in other uses. The examples here, show finished panels being quickly snapped or locked in place, without the need of screws, or inside access.

PLANT FABRICATED



Green Glide Allows for CNC prep of reception panels, cabinet's ends.



Zero Side Mount, J Rails When used as a combination, ADA Units can be CNC cut, and flat packed.



Zero Side Mount False drawers can be aligned, and locked into place, with the aid of Star Zero Alignment Pins.

9

FIELD FABRICATED



Zero Side Mount Fast installation for removable booth seating.



Zero Side Mounts Wall cabinet soffits can be quickly installed.



Zero Side Mount Fast installation of removable tack panels.

10

MOUNT COUNTERTOPS & BACKSPLASH

These countertops hidden fasteners add strength and save valuable installation time.

PLANT FABRICATED



J Rails Supports any type of cantilevered cabinet, or ADA Unit.

FIELD FABRICATED



Countertop Bolt Seams countertops in seconds, using our ball head allen wrench with a drill.



Backsplash Dowels Mechanically connects backsplash to countertops, uses Drill Template.

11

INSTALL ITEMS TO CEILINGS (HORIZONTALLY)

12

MOUNT OVERHEAD PANELS & CLOUDS

Star Cable & Connector Hardware provides stainless steel & aluminum hardware – from the ceiling structure to the panel.

PLANT FABRICATED



Ceiling Clip Securely mounts panels overhead.



Ceiling Clip Green Glide High precision, pre-engineered, CNC cut, drop in preassembled soffit and furring systems.




T Track Hanger For hanging grid sized wood ceiling panels from structural T Track.

13

FIELD FABRICATED



Cloud Hanger Connects 1/8" cable to panel, integrated cable adjustment.



Connector Hardware For hanging clouds and panels from structure to panel.



Star 1-3/8" Hanger, Ceiling Clip Field mounted wood soffits.