

### DESCRIPTION

The 4 Galaxy fasteners are a set of thin profile, multi-strength fasteners with a variety of application possibilities. Uniquely designed as a snap-in fastener for 1/2"-3/4" wood panels. Each insert has a set number of waves that determine the holding strength, while still allowing 1/8" of movement for expansion and contraction. This means the Galaxy fasteners will hold larger panels that have more movement. The Galaxy fasteners work with any screw from the 200 Series with a 1/8" neck multiplying the various application possibilities. Like our popular 320 Zero there is no requirement to drop and lock, the panel snaps straight onto place.

### INSTALLATION *Illustrated installation guides available at [www.starhanger.com](http://www.starhanger.com)*

The Galaxy is a disc shaped, snap-in insert, that compression fits into a 1-1/4" drilled hole at 3/8" depth. (Best milled with a 1-1/4" Forstner Bit if installed in the field) The Galaxy fits into place using a mallet or press. There is a small rim to help flush the insert with the surface of the material. The 229 Galaxy Alignment Pin is then inserted and used to mark the location of the adjacent screw. The 234 Euro Screw (or compatible 200 Series Screw) is installed into the marked location. The head of the screw is then ready to snap-in the center of the Galaxy. This connection can withstand repeated removal. Note: Excessive removal will reduce the holding strength over time.

### SPECIFICATIONS

**BENEFITS:** Removable & Hidden, Multiple Strengths to choose from, Fast & Easy field installation, Prefabricated Panel & Furring systems pack flat for shipping, allows 1/8" expansion, minimized measuring with the 229 Alignment Pin.

**SUGGESTED MATERIALS:** Wood Panels 1/2"-3/4", Acoustic Panels, Frames, Trim, Plywood, Particle Board/MDF, Plastic, Solid Surface, etc.

**FASTENER TYPE:** Compression Fitted, Center Snap-In

**PANEL REMOVAL:** Vacuum Cup, Pry Bar

**DISTANCE FROM WALL TO PANEL:** 1/16"

**REQUIRED REVEAL:** "0" none

**SPACING:** Approx. 24" o.c. to prevent warping

**MAXIMUM PANEL SIZE:** 4' x 8'

**HOLE SIZE:** 1-1/4" Diameter, 3/8" Deep (Suitable for 1/2"-3/4" material)

**LOAD CAPACITY:** 224 (30lbs), 225 (25lbs), 226 (20lbs), 227 (10lbs)

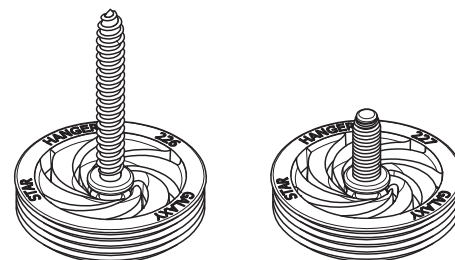
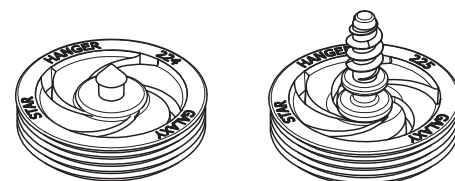
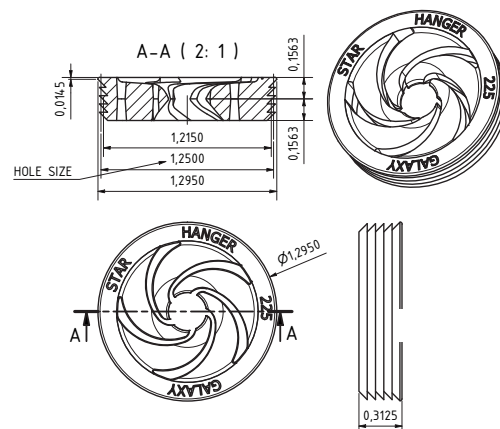
**STOCK SIZE:** Sold in packs of 10, 100, 500 (234 Euro Screw is included unless specified "Without Screws")

**PRICING:** Wholesale pricing available at [www.starhanger.com](http://www.starhanger.com)

**MATERIAL:** High Impact, ABS Plastic | Color Light Gray

**SCREW REQUIREMENTS:** #10 Pan Head protruding 3/16" (Star Hanger Systems make a collection of screws with preset depths specified as 1/8" Gap with a 1/16" permanent washer and a #10 pan head. These screws can be found in the 200 Series at [www.starhanger.com](http://www.starhanger.com))

**NOTE:** Not recommended for overhead use without a safety lanyard or authorized hardware.



### TESTED STRENGTH RATING:

224 Galaxy, Horizontal Pull Off = 75 Pounds | Vertical Weight Holding = 30 Pounds

225 Galaxy, Horizontal Pull Off = 60 Pounds | Vertical Weight Holding = 25 Pounds

226 Galaxy, Horizontal Pull Off = 40 Pounds | Vertical Weight Holding = 20 Pounds

227 Galaxy, Horizontal Pull Off = 30 Pounds | Vertical Weight Holding = 10 Pounds

### COMPATIBLE PRODUCTS & TOOLS

229 Galaxy Alignment Pins

234 Mounting Euro Screw | 1/8" Gap x 1/2" Thread

235 Mounting Euro Screw | 1/8" Gap x 5/16 Thread

239 Mounting Bolt | 1/8" Gap x 9/16" Thread

236 Mounting Combination Screw | 1/8" Gap x 1-3/8" Thread

911 Carbide Tipped 1-1/4" Forstner Bit

913 Pilot Drill & Stop 5mm

Additional Resources available at:  
[www.starhanger.com](http://www.starhanger.com)

Downloadable Installation Guides, Catalogs, Animation video, Shop Demonstration Videos, Downloadable CAD Files, Specification Sheets, Sales & Technical Contacts, Samples, and More...

Manufactured in Columbia, SC by  
STAR HANGER SYSTEMS, LLC

Version 2024