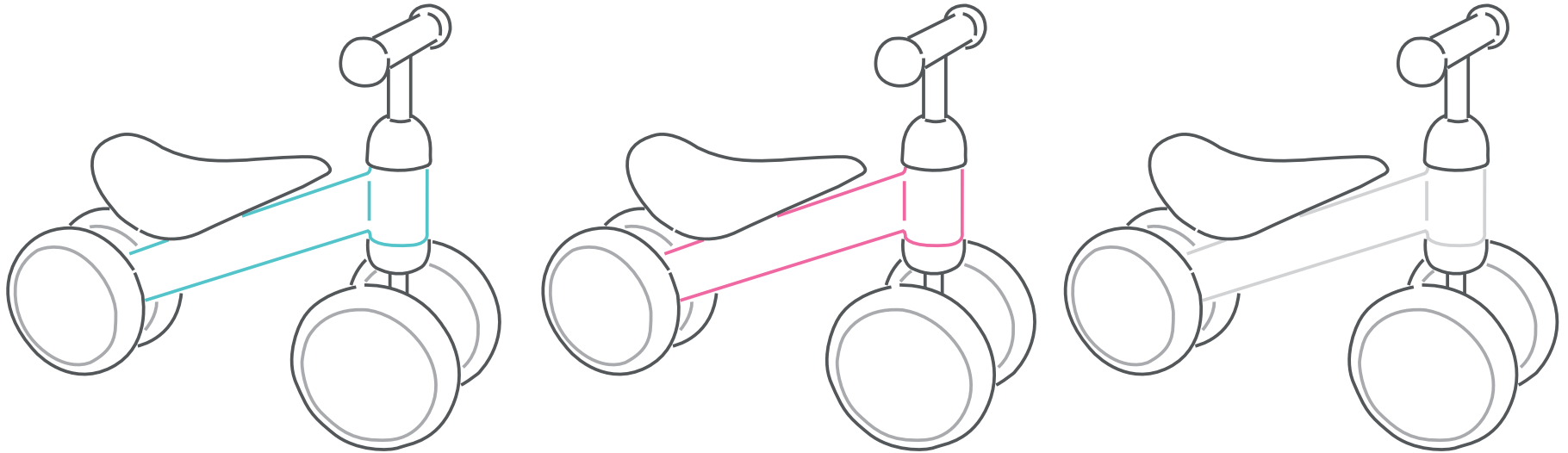


bunni



Please read and fully understand this manual and any other materials included with this product before operation. This manual contains important safety, assembly operation and maintenance information. Save this manual for future reference.

thanks for buying a bunni!



owner responsibility & warnings	2
packing list & warnings	3
assembly instructions & care	4
care & maintenance for your bunni	5
warranty & returns	6
share the fun with us	7

owner responsibility



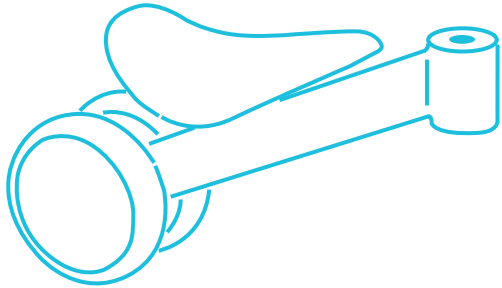
This symbol is important. It is the WARNING symbol.

The warning symbol precedes safety instructions. This manual contains important safety information. For your child's safety, it is your responsibility to review this information with your child and ensure your child understands all safety guidelines.

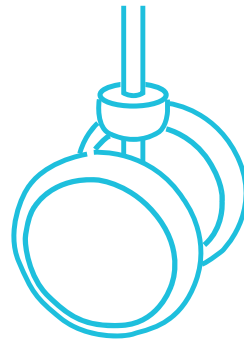
warnings

- When unpacking the Kazam Bunni, properly dispose of all plastic wrappings.
- Adult supervision is required at all times.
- The Kazam Bunni should only be used by children ages 12+ months.
- The Kazam Bunni is for indoor/outdoor use.
- Never use the Kazam Bunni near steps, swimming pools, other bodies of water or vehicle traffic.
- Never use the Kazam Bunni on sloped driveways and hills or rough or uneven surfaces. For use on smooth paved surfaces only.
- The Kazam Bunni has no brake system. The rider should stop the bicycle with his or her feet.
- Never use the Kazam Bunni in wet or icy conditions, at night or at times of limited visibility.
- Always wear proper protective gear such as an approved helmet and elbow and kneepads. Failure to wear an approved helmet may result in serious injury or death.
- Always wear closed-toe shoes when riding the Kazam Bunni.
- Never allow more than one child to ride the Kazam Bunni at any time.
- The maximum load should not exceed 40 lbs. or 18 kg.
- It is the responsibility of the purchaser to verify the Kazam Bunni has been properly assembled. It must be maintained to be ridden safely.
- Kazam Bunni should be stored indoors, and away from elements which may compromise its reliability and structural integrity.


packing list



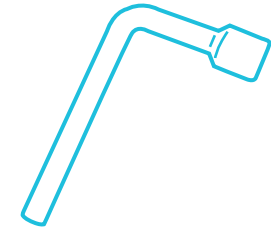
FRAME



FRONT WHEEL SET



HANDLEBAR SET



WRENCH

Choking Hazard - small parts. Not for children under 3 years old.



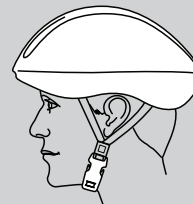
Like any other moving product, using the Kazam Bunni can be a dangerous activity and may result in injury or death even when used with proper safety precautions. Use at your own risk and use common sense. Adult supervision is required at all times!

! always wear a helmet - it could save your life!

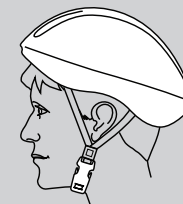
A PROPERLY FITTING, CPSC APPROVED, AGE APPROPRIATE BICYCLE HELMET SHOULD BE WORN AT ALL TIMES WHEN RIDING.

THE CORRECT HELMET SHOULD:

- BE COMFORTABLE
- BE LIGHTWEIGHT
- FIT CORRECTLY
- HAVE GOOD VENTILATION
- COVER THE FOREHEAD
- BE SECURELY FASTENED ON THE RIDER BY AN ADULT




CORRECT
Forehead Covered



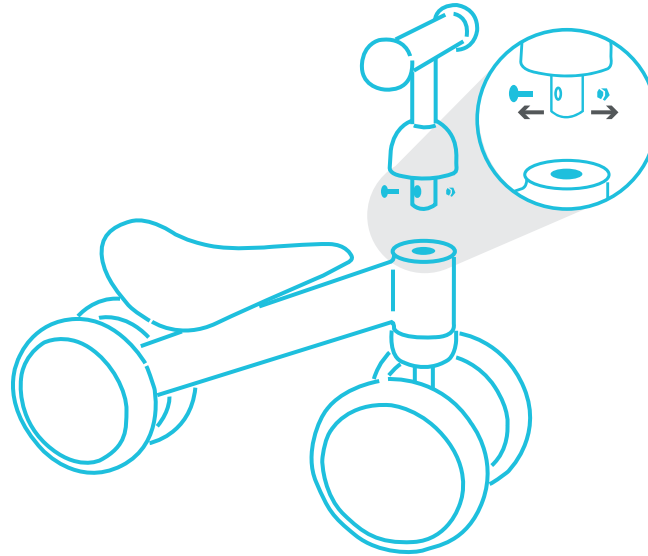
INCORRECT
Forehead Exposed

assembly instructions & care



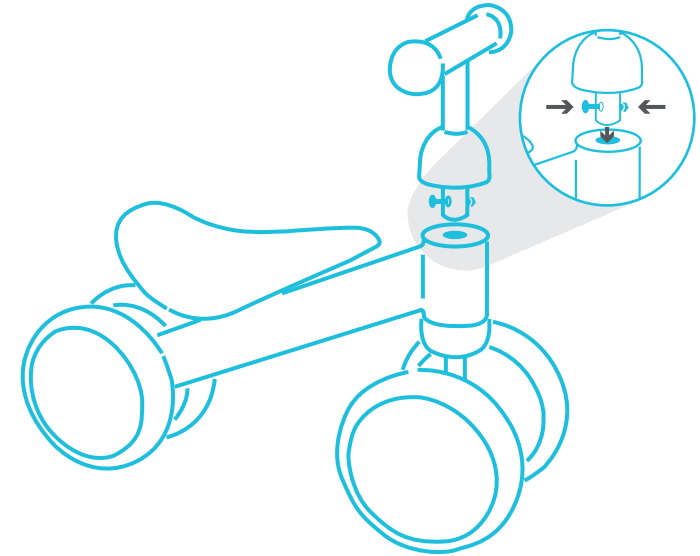
step 1

Insert the front wheel set through the frame's steering tube.



step 2

Using the wrench provided, remove screw and nut from the handlebar and insert handlebar into front wheel set post.



step 3

Aligning the post openings of the assembled handlebar and front wheel set, insert the screw through the post openings securely attaching the nut. Lock in place the black protective covering to the upper black cup affixed to steering tube.

care for your bunni



USE SOAP, WATER, & A DAMP CLOTH TO REMOVE DIRT AND DUST. DRY THOROUGHLY.




do not use
ALCOHOL OR
AMMONIA-BASED
CLEANERS THEY MAY
DAMAGE PLASTIC
COMPONENTS



do not use
INDUSTRIAL
CLEANERS OR SOLVENTS.
THEY MAY
DAMAGE SURFACE
AREAS.

Routinely check that all parts are securely fastened, and are in good working condition before each use.



limited warranty

Kazam Limited Liability Company warrants only to the original retail purchaser of the Kazam Bunni, that should the Kazam Bunni or any part thereof be proven defective in material or workmanship within one year from the date of original purchase, such defects will be repaired or replaced, at the Company's option, without charge for parts or labor.

THIS WARRANTY DOES NOT COVER NORMAL WEAR AND TEAR AND DOES NOT APPLY TO ANY PRODUCT OR PART THEREOF WHICH HAS BEEN DAMAGED THROUGH ALTERATION, MISHANDLING, MISUSE, NEGLIGENCE, ACCIDENT, IMPROPER ASSEMBLY OR STORAGE, OR UNAUTHORIZED REPAIR. EXCEPT AS PROVIDED HEREIN, THE COMPANY MAKES NO EXPRESS WARRANTIES AND ANY IMPLIED WARRANTIES, INCLUDING THOSE OF MERCHANTABILITY AND FITNESS FOR A PARTICULAR PURPOSE, ARE LIMITED IN DURATION TO THE DURATION OF THE WRITTEN LIMITED WARRANTY CONTAINED HEREIN. IN NO EVENT SHALL THE COMPANY BE LIABLE FOR INCIDENTAL OR CONSEQUENTIAL DAMAGES ARISING DIRECTLY OR INDIRECTLY FROM THE USE OR PERFORMANCE OF THIS PRODUCT.

Some states do not allow limitations on how long an implied warranty lasts or the exclusion or limitation of incidental or consequential damages, so the above limitations or exclusions may not apply to you. This warranty gives you specific legal rights and you may also have other rights which vary from state to state.

For your records, save your original sales receipt with this manual. Also, save original packaging in case of warranty related shipping. You must produce proof of purchase in order to validate any claim. This warranty is not transferrable to anyone else.



DO NOT RETURN TO THE STORE

for technical problems or assistance contact:

SERVICE@KAZAMBIKES.COM OR CALL 1.973.434.8181

YOU MUST SAVE THE ORIGINAL PACKAGING, INCLUDING ORIGINAL BOX
AND ALL OF ITS CONTENTS, FOR ANY RETURNS.



share the fun with us!

KAZAMBIKES

#KAZAMBIKES

