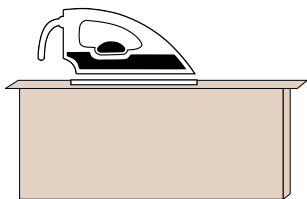


# *semihandmade*

## Iron-On Edge Banding Walnut, Mahogany, Maple (DIY Slab)


- 1** Cut length needed + 1" inch.



**2**

Iron on the banding, leaving an overhang on every edge.

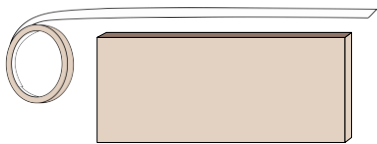
- 3** After the glue dries, trim off excess banding and lightly sand with fine grit sandpaper.



# *semihandmade*

## Conventional Edge Banding

**1** Cut length needed + 1" inch.




**2**

Apply contact adhesive.

**3**

Press on banding, leaving an overhang on every edge.



**4**

After the glue dries, trim off excess banding and lightly sand with fine grit sandpaper.