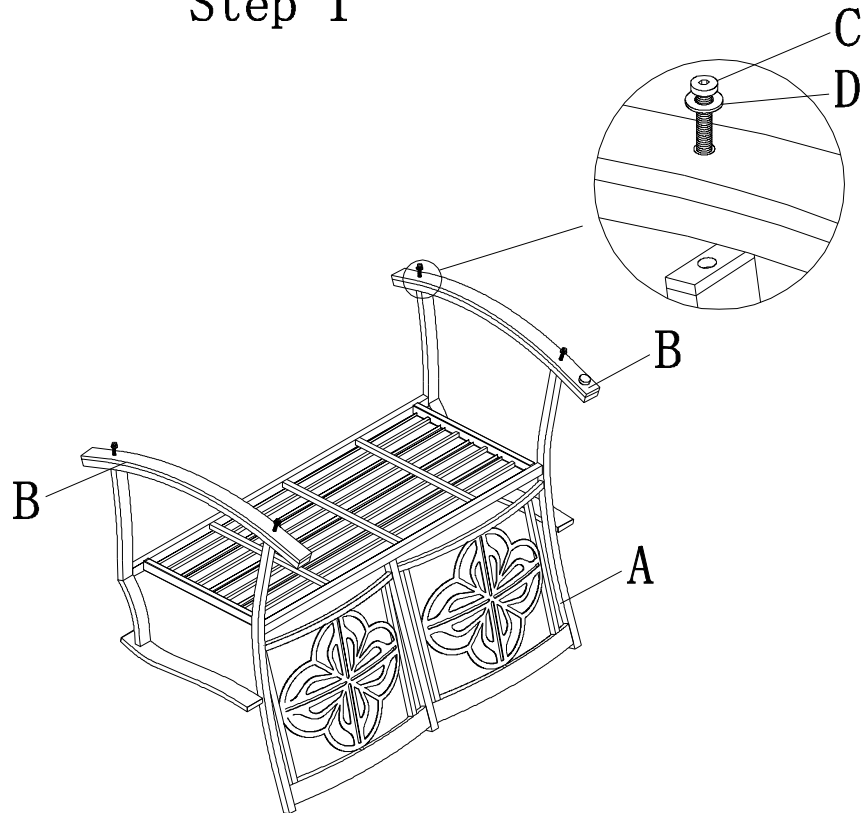


# ASSEMBLY INSTRUCTION


## CAUTION

- A. Check the package has all items shown in the parts list
- B. Read the instructions before assembling

### Step 1



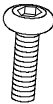




### Step 2



## NOTE:

DO not tighten screws completely until assembly is completed

<p>A</p>  <p>1PC</p>	<p>B</p>  <p>2PCS</p>	<p>C</p>  <p>4PCS</p>	<p>D</p>  <p>4PCS</p>	<p>E</p>  <p>1PC</p>
---	--	--	--	---