

GEORGE & WILLY®

PAPER FRAME

A wall-mounted paper pad secured in an open-front frame, perfect for jotting down quick ideas, lists, quotes, and creative notes.

Designed in proportion with your bedroom, kitchen, home office, or studio, the Paper Frame provides a refillable, wall-mounted notepad, allowing you to update the message or picture as often as you'd like.

The frames are made from powder-coated aluminum. Get creative, have fun and write it all down.

Thank you for your purchase,

George & Willy

CARE GUIDE

Where you install your product depends on its material/s.


Wooden and Steel Products: We recommend using these products inside or under a shelter where they are protected from any exposure to rain or water.

Aluminum Products: These products are non-corrosive and suitable for use outside.

Chalk Products: You should use traditional dry chalk. We don't recommend using liquid chalk pens on our products.

Transportable Outdoor Signage: If there is exposure to wind, we recommend bringing signage inside to protect it from the extremes. We offer Sandbags to help support your product in moderate wind conditions.

COMPONENTS



1 x Frame



2 x Sketchbooks



4 x Wood Screws



4 x Concrete Screws



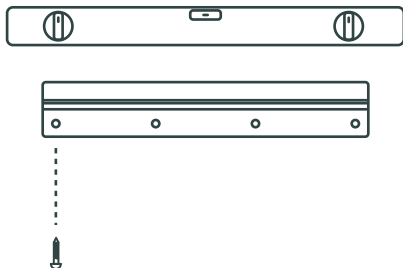
1 x Wall Bracket

1




Start by selecting the wall space that your Paper Frame will be fixed onto. We recommend using a builder for the installation of the Paper Frame.

2



Once selected the wall space, fix the first screw into the bracket on one end then, using a level to ensure it will sit straight, ensure the other 3 screws all go in perfectly horizontal to one another.

3



We find it easier to write on the paper pad when it's lying down, so when you tear off an old layer or fold it to the back of the pad, take the frame off and follow this process again.

Have the 4 x steel springs plates twisted out of the way for the pad to slot in (you may have to bend the pad in the middle to do this), then being careful not to rip the paper, twist the steel springs so they're all facing vertically inwards again to hold the pad in place.

4



Lift the assembled Paper Pad + Frame onto the wall bracket and you're all done!

DISCLAIMER

George & Willy products have a lifetime warranty. This covers faulty workmanship and/or materials when the product is used in normal, domestic, or commercial conditions and following the care and use instructions provided.

It does not cover normal wear and tear, accidents, or misuse of the product. If the defect was caused by a manufacturing fault, the faulty product will be replaced free of charge. If the original product is no longer in production, it will be replaced with the most similar product.

Please keep all parts out of reach of small children as they may pose a choking risk.

CONTACT US



@georgeandwilly



www.pinterest.com/georgeandwilly/



sales@georgeandwilly.com



www.georgeandwilly.com