



# USER MANUAL

---

**KVM HDMI 4x1 Quad Multi-viewer  
(4K@60Hz)**

**Enjoy the vivid world!**

# INTRODUCTION

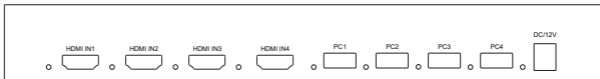
KVM HDMI 4x1 Quad Multi-viewer is a high performance with four HD screen segmentation. It can display 4HD digital video signal on the same screen, and has a variety of video segmentation. The control methods of the switch is flexible, it can be switched via button and IR control. It's a very practical and stable switch and easy to install, can be used in the major projects, meeting halls and other places.



## Features:

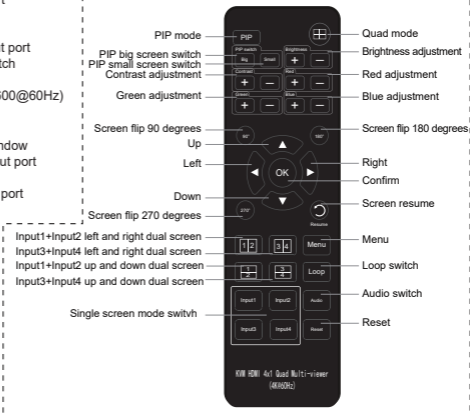
- \* Support 4 HDMI inputs, 1 HDMI output ;
- \* Support 4 channels HDMI signal screen segmentation ;
- \* Support input highest resolution up to 4K/30Hz;
- \* Support Output resolution 4K@60Hz, 4K@30Hz, 1080P@60Hz, 2560x1600@60Hz;
- \* Support IR control ;
- \* Support audio output format: PCM2.0 ;
- \* Support 24/30/36 bit deep color;
- \* Support standard AWG26 cable, input up to 15 metres ,output up to 15 metres ;
- \* Supports 1 way mouse and keyboard to control 4 ways PC host ;
- \* USB supports Windows、Linux、 MAC OS and Android operation system,etc;  
Plug and play;
- \* Supports USB 2.0 Low speed(1.5Mb/s); Full speed(12Mb/s) ;

# Operating and Connecting



- ON/OFF --- Power switch
- RS232 --- RS232 port
- Keyboard --- Keyboard port
- Mouse --- Mouse port
- USB1-2 --- USB port
- HDMI OUT --- HDMI output port
- A/B/C/D --- Resolution switch  
(A:1080P; B:4K@60Hz;  
C:4K@30Hz; D:2560x1600@60Hz)
- Audio --- Audio switch
- Video --- Video switch
- IR --- Infrared receiving window
- HDMI IN1-IN4 --- HDMI input port
- PC1-PC4 --- PC input port
- DC/12V --- DC 12V power port

## Remote control instructions:




## Application diagrams




## 8 modes for switching:



Single screen




Picture in Picture




Three pictures




Left and right dual picture  
---stretch



Left and right dual picture  
---proportional ratio



Up and down dual screen  
---stretch



Up and down dual screen  
---proportional ratio



Four pictures

## KVM (mouse and keyboard) connection operation:

- 1.1: Connect PC1-PC4 ports on the switcher and signal source (such as USB port on the computer) with 4 USB 2.0 cable .
- 1.2: Connect to Keyboard/Mouse ports on the switcher with USB mouse and keyboard .

2.1: KVM synchronization function mode, click '\*'+'0' to enter the synchronization mode, and the 4 LEDs on the 'PC1-PC4' port will all light up, then the mouse and keyboard can control the PC on the 4 ports at the same time (Such as a computer); if you want to exit the synchronization function, click '\*'+'0' or enter other switching modes to exit.

2.2: Kvm function switch:

PC1: click '\*'+'F1'      PC2: click '\*'+'F2'  
PC3: Click '\*'+'F3'      PC4: Click '\*'+'F4'

2.3: Mouse through mode: Click '\*'+'S' to move the mouse through PC1-PC4.

Note: The Keyboard/Mouse port is connected to the mouse and keyboard. After the switch is powered on, it is connected to the 'PC1' port by default. When the LED of that PC port is on, it is switched to the corresponding PC. It takes a certain amount of time (usually a few seconds, depending on the operating system) when each PC port is connected to the signal source for the first time, and the control can be quickly switched after connection.

Keyboard hotkey:

'\*'+ '1': Choosing HDMI IN1 signal;      '\*'+ '2': Choosing HDMI IN2 signal;  
'\*'+ '3': Choosing HDMI IN3 signal;      '\*'+ '4': Choosing HDMI IN4 signal;  
'\*'+ '5': Switching to quad multiviewer mode ;      '\*'+ 'F7': PIP mode ;

## Specifications :

HDCP version ..... HDCP 1.4  
Color format ..... RGB 4:4:4; YUV 4:4:4; YUV 4:2:2  
Audio format ..... Stereo  
Max bandwidth ..... 600MHz  
Max baud rate ..... 6x3Gbps  
Maximum working current ..... 0.8 A  
Power adapter format ..... Input AC (50 hz, 60 hz) 100V to 240V; Output: 12V DC  
Operating Temperature range ..... (10 ~ + 45 ℃)  
Dimension ..... 258x154x37(mm)  
Weight ..... 1239g

## The Package includes:

1. KVM HDMI 4x1 quad multi-viewer	1PC	4. Remote control	1PC
2. 12V/ 2A power adapter	1PC	5. User manual	1PC
3. 1.5m A type USB extension cable	4PCS		